

Communication Systems Available for Calibration

Schmid & Partner Engineering AG

August 11, 2022

UID	Rev	Name	Group	PAR	MIF
0	-	CW	CW	0.00	-99.00
10010	CAB	SAR Validation (Square, 100ms, 10ms)	Test	10.00	1.67
10011	CAC	UMTS-FDD (WCDMA)	WCDMA	2.91	-27.23
10012	CAB	IEEE 802.11b WiFi 2.4 GHz (DSSS, 1 Mbps)	WLAN	1.87	-5.90
10013	CAB	IEEE 802.11g WiFi 2.4 GHz (DSSS-OFDM, 6 Mbps)	WLAN	9.46	-3.16
10021	DAC	GSM-FDD (TDMA, GMSK)	GSM	9.39	3.63
10023	DAC	GPRS-FDD (TDMA, GMSK, TN 0)	GSM	9.57	3.80
10024	DAC	GPRS-FDD (TDMA, GMSK, TN 0-1)	GSM	6.56	1.15
10025	DAC	EDGE-FDD (TDMA, 8PSK, TN 0)	GSM	12.62	3.75
10026	DAC	EDGE-FDD (TDMA, 8PSK, TN 0-1)	GSM	9.55	1.23
10027	DAC	GPRS-FDD (TDMA, GMSK, TN 0-1-2)	GSM	4.80	-0.67
10028	DAC	GPRS-FDD (TDMA, GMSK, TN 0-1-2-3)	GSM	3.55	-2.05
10029	DAC	EDGE-FDD (TDMA, 8PSK, TN 0-1-2)	GSM	7.78	-0.52
10030	CAA	IEEE 802.15.1 Bluetooth (GFSK, DH1)	Bluetooth	5.30	1.02
10031	CAA	IEEE 802.15.1 Bluetooth (GFSK, DH3)	Bluetooth	1.87	-2.66
10032	CAA	IEEE 802.15.1 Bluetooth (GFSK, DH5)	Bluetooth	1.16	-3.98
10033	CAA	IEEE 802.15.1 Bluetooth (PI/4-DQPSK, DH1)	Bluetooth	7.74	0.90
10034	CAA	IEEE 802.15.1 Bluetooth (PI/4-DQPSK, DH3)	Bluetooth	4.53	-2.69
10035	CAA	IEEE 802.15.1 Bluetooth (PI/4-DQPSK, DH5)	Bluetooth	3.83	-3.99
10036	CAA	IEEE 802.15.1 Bluetooth (8-DPSK, DH1)	Bluetooth	8.01	0.89
10037	CAA	IEEE 802.15.1 Bluetooth (8-DPSK, DH3)	Bluetooth	4.77	-2.68
10038	CAA	IEEE 802.15.1 Bluetooth (8-DPSK, DH5)	Bluetooth	4.10	-3.99
10039	CAB	CDMA2000 (1xRTT, RC1)	CDMA2000	4.57	-19.77
10042	CAB	IS-54 / IS-136 FDD (TDMA/FDM, PI/4-DQPSK, Halfrate)	AMPS	7.78	0.86
10044	CAA	IS-91/EIA/TIA-553 FDD (FDMA, FM)	AMPS	0.00	-99.00
10048	CAA	DECT (TDD, TDMA/FDM, GFSK, Full Slot, 24)	DECT	13.80	7.03
10049	CAA	DECT (TDD, TDMA/FDM, GFSK, Double Slot, 12)	DECT	10.79	4.66
10056	CAA	UMTS-TDD (TD-SCDMA, 1.28 Mcps)	TD-SCDMA	11.01	3.10
10058	DAC	EDGE-FDD (TDMA, 8PSK, TN 0-1-2-3)	GSM	6.52	-1.82
10059	CAB	IEEE 802.11b WiFi 2.4 GHz (DSSS, 2 Mbps)	WLAN	2.12	-5.17
10060	CAB	IEEE 802.11b WiFi 2.4 GHz (DSSS, 5.5 Mbps)	WLAN	2.83	-3.37
10061	CAB	IEEE 802.11b WiFi 2.4 GHz (DSSS, 11 Mbps)	WLAN	3.60	-2.02
10062	CAD	IEEE 802.11a/h WiFi 5 GHz (OFDM, 6 Mbps)	WLAN	8.68	-5.82
10063	CAD	IEEE 802.11a/h WiFi 5 GHz (OFDM, 9 Mbps)	WLAN	8.63	-5.14
10064	CAD	IEEE 802.11a/h WiFi 5 GHz (OFDM, 12 Mbps)	WLAN	9.09	-4.67
10065	CAD	IEEE 802.11a/h WiFi 5 GHz (OFDM, 18 Mbps)	WLAN	9.00	-4.00
10066	CAD	IEEE 802.11a/h WiFi 5 GHz (OFDM, 24 Mbps)	WLAN	9.38	-3.55
10067	CAD	IEEE 802.11a/h WiFi 5 GHz (OFDM, 36 Mbps)	WLAN	10.12	-3.20
10068	CAD	IEEE 802.11a/h WiFi 5 GHz (OFDM, 48 Mbps)	WLAN	10.24	-3.16
10069	CAD	IEEE 802.11a/h WiFi 5 GHz (OFDM, 54 Mbps)	WLAN	10.56	-3.15
10071	CAB	IEEE 802.11g WiFi 2.4 GHz (DSSS/OFDM, 9 Mbps)	WLAN	9.83	-2.40
10072	CAB	IEEE 802.11g WiFi 2.4 GHz (DSSS/OFDM, 12 Mbps)	WLAN	9.62	-1.88
10073	CAB	IEEE 802.11g WiFi 2.4 GHz (DSSS/OFDM, 18 Mbps)	WLAN	9.94	-1.22
10074	CAB	IEEE 802.11g WiFi 2.4 GHz (DSSS/OFDM, 24 Mbps)	WLAN	10.30	-0.80
10075	CAB	IEEE 802.11g WiFi 2.4 GHz (DSSS/OFDM, 36 Mbps)	WLAN	10.77	-0.29
10076	CAB	IEEE 802.11g WiFi 2.4 GHz (DSSS/OFDM, 48 Mbps)	WLAN	10.94	0.02
10077	CAB	IEEE 802.11g WiFi 2.4 GHz (DSSS/OFDM, 54 Mbps)	WLAN	11.00	0.12
10081	CAB	CDMA2000 (1xRTT, RC3)	CDMA2000	3.97	-19.71
10082	CAB	IS-54 / IS-136 FDD (TDMA/FDM, PI/4-DQPSK, Fullrate)	AMPS	4.77	-2.91
10084	DAC	FSE MRI sequence (pi Sinc, 1ms, 0.25 ms)	MRI	9.48	-99.00
10089	CAC	MRI (Square, 1ms, 0.4ms)	MRI	3.98	-99.00
10090	DAC	GPRS-FDD (TDMA, GMSK, TN 0-4)	GSM	6.56	1.81
10091	CAC	MITS (2pi Sinc, 1ms, 0.4ms)	MRI	10.22	-99.00
10093	CAC	MRI (Square, 10ms, 0.4ms)	MRI	13.98	-99.00
10097	CAC	UMTS-FDD (HSDPA)	WCDMA	3.98	-20.75
10098	CAC	UMTS-FDD (HSUPA, Subtest 2)	WCDMA	3.98	-20.75
10099	DAC	EDGE-FDD (TDMA, 8PSK, TN 0-4)	GSM	9.55	1.88
10100	CAF	LTE-FDD (SC-FDMA, 100% RB, 20 MHz, QPSK)	LTE-FDD	5.67	-23.48
10101	CAF	LTE-FDD (SC-FDMA, 100% RB, 20 MHz, 16-QAM)	LTE-FDD	6.42	-17.86
10102	CAF	LTE-FDD (SC-FDMA, 100% RB, 20 MHz, 64-QAM)	LTE-FDD	6.60	-17.05
10103	CAH	LTE-TDD (SC-FDMA, 100% RB, 20 MHz, QPSK)	LTE-TDD	9.29	-1.64
10104	CAH	LTE-TDD (SC-FDMA, 100% RB, 20 MHz, 16-QAM)	LTE-TDD	9.97	-1.66
10105	CAH	LTE-TDD (SC-FDMA, 100% RB, 20 MHz, 64-QAM)	LTE-TDD	10.01	-1.67
10108	CAH	LTE-FDD (SC-FDMA, 100% RB, 10 MHz, QPSK)	LTE-FDD	5.80	-21.57
10109	CAH	LTE-FDD (SC-FDMA, 100% RB, 10 MHz, 16-QAM)	LTE-FDD	6.43	-16.87

UID	Rev	Name	Group	PAR	MIF
10110	CAH	LTE-FDD (SC-FDMA, 100% RB, 5 MHz, QPSK)	LTE-FDD	5.75	-23.39
10111	CAH	LTE-FDD (SC-FDMA, 100% RB, 5 MHz, 16-QAM)	LTE-FDD	6.44	-16.35
10112	CAH	LTE-FDD (SC-FDMA, 100% RB, 10 MHz, 64-QAM)	LTE-FDD	6.59	-16.34
10113	CAH	LTE-FDD (SC-FDMA, 100% RB, 5 MHz, 64-QAM)	LTE-FDD	6.62	-15.98
10114	CAD	IEEE 802.11n (HT Greenfield, 13.5 Mbps, BPSK)	WLAN	8.10	-17.24
10115	CAD	IEEE 802.11n (HT Greenfield, 81 Mbps, 16-QAM)	WLAN	8.46	-17.11
10116	CAD	IEEE 802.11n (HT Greenfield, 135 Mbps, 64-QAM)	WLAN	8.15	-17.09
10117	CAD	IEEE 802.11n (HT Mixed, 13.5 Mbps, BPSK)	WLAN	8.07	-17.16
10118	CAD	IEEE 802.11n (HT Mixed, 81 Mbps, 16-QAM)	WLAN	8.59	-17.09
10119	CAD	IEEE 802.11n (HT Mixed, 135 Mbps, 64-QAM)	WLAN	8.13	-17.00
10140	CAF	LTE-FDD (SC-FDMA, 100% RB, 15 MHz, 16-QAM)	LTE-FDD	6.49	-19.37
10141	CAF	LTE-FDD (SC-FDMA, 100% RB, 15 MHz, 64-QAM)	LTE-FDD	6.53	-19.44
10142	CAF	LTE-FDD (SC-FDMA, 100% RB, 3 MHz, QPSK)	LTE-FDD	5.73	-22.36
10143	CAF	LTE-FDD (SC-FDMA, 100% RB, 3 MHz, 16-QAM)	LTE-FDD	6.35	-14.75
10144	CAF	LTE-FDD (SC-FDMA, 100% RB, 3 MHz, 64-QAM)	LTE-FDD	6.65	-15.02
10145	CAG	LTE-FDD (SC-FDMA, 100% RB, 1.4 MHz, QPSK)	LTE-FDD	5.76	-17.39
10146	CAG	LTE-FDD (SC-FDMA, 100% RB, 1.4 MHz, 16-QAM)	LTE-FDD	6.41	-13.60
10147	CAG	LTE-FDD (SC-FDMA, 100% RB, 1.4 MHz, 64-QAM)	LTE-FDD	6.72	-13.90
10149	CAF	LTE-FDD (SC-FDMA, 50% RB, 20 MHz, 16-QAM)	LTE-FDD	6.42	-16.87
10150	CAF	LTE-FDD (SC-FDMA, 50% RB, 20 MHz, 64-QAM)	LTE-FDD	6.60	-16.33
10151	CAH	LTE-TDD (SC-FDMA, 50% RB, 20 MHz, QPSK)	LTE-TDD	9.28	-1.64
10152	CAH	LTE-TDD (SC-FDMA, 50% RB, 20 MHz, 16-QAM)	LTE-TDD	9.92	-1.66
10153	CAH	LTE-TDD (SC-FDMA, 50% RB, 20 MHz, 64-QAM)	LTE-TDD	10.05	-1.66
10154	CAH	LTE-FDD (SC-FDMA, 50% RB, 10 MHz, QPSK)	LTE-FDD	5.75	-23.42
10155	CAH	LTE-FDD (SC-FDMA, 50% RB, 10 MHz, 16-QAM)	LTE-FDD	6.43	-16.36
10156	CAH	LTE-FDD (SC-FDMA, 50% RB, 5 MHz, QPSK)	LTE-FDD	5.79	-21.71
10157	CAH	LTE-FDD (SC-FDMA, 50% RB, 5 MHz, 16-QAM)	LTE-FDD	6.49	-15.78
10158	CAH	LTE-FDD (SC-FDMA, 50% RB, 10 MHz, 64-QAM)	LTE-FDD	6.62	-15.99
10159	CAH	LTE-FDD (SC-FDMA, 50% RB, 5 MHz, 64-QAM)	LTE-FDD	6.56	-14.49
10160	CAF	LTE-FDD (SC-FDMA, 50% RB, 15 MHz, QPSK)	LTE-FDD	5.82	-17.95
10161	CAF	LTE-FDD (SC-FDMA, 50% RB, 15 MHz, 16-QAM)	LTE-FDD	6.43	-17.54
10162	CAF	LTE-FDD (SC-FDMA, 50% RB, 15 MHz, 64-QAM)	LTE-FDD	6.58	-17.63
10166	CAG	LTE-FDD (SC-FDMA, 50% RB, 1.4 MHz, QPSK)	LTE-FDD	5.46	-18.10
10167	CAG	LTE-FDD (SC-FDMA, 50% RB, 1.4 MHz, 16-QAM)	LTE-FDD	6.21	-12.15
10168	CAG	LTE-FDD (SC-FDMA, 50% RB, 1.4 MHz, 64-QAM)	LTE-FDD	6.79	-12.10
10169	CAF	LTE-FDD (SC-FDMA, 1 RB, 20 MHz, QPSK)	LTE-FDD	5.73	-15.63
10170	CAF	LTE-FDD (SC-FDMA, 1 RB, 20 MHz, 16-QAM)	LTE-FDD	6.52	-9.76
10171	AAF	LTE-FDD (SC-FDMA, 1 RB, 20 MHz, 64-QAM)	LTE-FDD	6.49	-9.93
10172	CAH	LTE-TDD (SC-FDMA, 1 RB, 20 MHz, QPSK)	LTE-TDD	9.21	-1.62
10173	CAH	LTE-TDD (SC-FDMA, 1 RB, 20 MHz, 16-QAM)	LTE-TDD	9.48	-1.44
10174	CAH	LTE-TDD (SC-FDMA, 1 RB, 20 MHz, 64-QAM)	LTE-TDD	10.25	-1.54
10175	CAH	LTE-FDD (SC-FDMA, 1 RB, 10 MHz, QPSK)	LTE-FDD	5.72	-15.63
10176	CAH	LTE-FDD (SC-FDMA, 1 RB, 10 MHz, 16-QAM)	LTE-FDD	6.52	-9.76
10177	CAJ	LTE-FDD (SC-FDMA, 1 RB, 5 MHz, QPSK)	LTE-FDD	5.73	-15.63
10178	CAH	LTE-FDD (SC-FDMA, 1 RB, 5 MHz, 16-QAM)	LTE-FDD	6.52	-9.76
10179	CAH	LTE-FDD (SC-FDMA, 1 RB, 10 MHz, 64-QAM)	LTE-FDD	6.50	-9.93
10180	CAH	LTE-FDD (SC-FDMA, 1 RB, 5 MHz, 64-QAM)	LTE-FDD	6.50	-9.93
10181	CAF	LTE-FDD (SC-FDMA, 1 RB, 15 MHz, QPSK)	LTE-FDD	5.73	-15.63
10182	CAF	LTE-FDD (SC-FDMA, 1 RB, 15 MHz, 16-QAM)	LTE-FDD	6.52	-9.76
10183	AAE	LTE-FDD (SC-FDMA, 1 RB, 15 MHz, 64-QAM)	LTE-FDD	6.50	-9.93
10184	CAF	LTE-FDD (SC-FDMA, 1 RB, 3 MHz, QPSK)	LTE-FDD	5.73	-15.62
10185	CAF	LTE-FDD (SC-FDMA, 1 RB, 3 MHz, 16-QAM)	LTE-FDD	6.51	-9.76
10186	AAF	LTE-FDD (SC-FDMA, 1 RB, 3 MHz, 64-QAM)	LTE-FDD	6.50	-9.93
10187	CAG	LTE-FDD (SC-FDMA, 1 RB, 1.4 MHz, QPSK)	LTE-FDD	5.73	-15.62
10188	CAG	LTE-FDD (SC-FDMA, 1 RB, 1.4 MHz, 16-QAM)	LTE-FDD	6.52	-9.76
10189	AAG	LTE-FDD (SC-FDMA, 1 RB, 1.4 MHz, 64-QAM)	LTE-FDD	6.50	-9.93
10190	CAC	MRI (Square, 100ms, 5ms)	MRI	13.01	-99.00
10193	CAD	IEEE 802.11n (HT Greenfield, 6.5 Mbps, BPSK)	WLAN	8.09	-15.80
10194	CAD	IEEE 802.11n (HT Greenfield, 39 Mbps, 16-QAM)	WLAN	8.12	-16.17
10195	CAD	IEEE 802.11n (HT Greenfield, 65 Mbps, 64-QAM)	WLAN	8.21	-15.73
10196	CAD	IEEE 802.11n (HT Mixed, 6.5 Mbps, BPSK)	WLAN	8.10	-16.16
10197	CAD	IEEE 802.11n (HT Mixed, 39 Mbps, 16-QAM)	WLAN	8.13	-16.43
10198	CAD	IEEE 802.11n (HT Mixed, 65 Mbps, 64-QAM)	WLAN	8.27	-15.98
10199	DAC	MRI (Square, 5ms, 2.5ms)	MRI	3.01	-99.00
10219	CAD	IEEE 802.11n (HT Mixed, 7.2 Mbps, BPSK)	WLAN	8.03	-15.94
10220	CAD	IEEE 802.11n (HT Mixed, 43.3 Mbps, 16-QAM)	WLAN	8.13	-16.33
10221	CAD	IEEE 802.11n (HT Mixed, 72.2 Mbps, 64-QAM)	WLAN	8.27	-16.16
10222	CAD	IEEE 802.11n (HT Mixed, 15 Mbps, BPSK)	WLAN	8.06	-17.00
10223	CAD	IEEE 802.11n (HT Mixed, 90 Mbps, 16-QAM)	WLAN	8.48	-17.20
10224	CAD	IEEE 802.11n (HT Mixed, 150 Mbps, 64-QAM)	WLAN	8.08	-17.01
10225	CAC	UMTS-FDD (HSPA+)	WCDMA	5.97	-20.39
10226	CAC	LTE-TDD (SC-FDMA, 1 RB, 1.4 MHz, 16-QAM)	LTE-TDD	9.49	-1.44
10227	CAC	LTE-TDD (SC-FDMA, 1 RB, 1.4 MHz, 64-QAM)	LTE-TDD	10.26	-1.54
10228	CAC	LTE-TDD (SC-FDMA, 1 RB, 1.4 MHz, QPSK)	LTE-TDD	9.22	-1.62
10229	CAE	LTE-TDD (SC-FDMA, 1 RB, 3 MHz, 16-QAM)	LTE-TDD	9.48	-1.44
10230	CAE	LTE-TDD (SC-FDMA, 1 RB, 3 MHz, 64-QAM)	LTE-TDD	10.25	-1.54
10231	CAE	LTE-TDD (SC-FDMA, 1 RB, 3 MHz, QPSK)	LTE-TDD	9.19	-1.62
10232	CAH	LTE-TDD (SC-FDMA, 1 RB, 5 MHz, 16-QAM)	LTE-TDD	9.48	-1.44
10233	CAH	LTE-TDD (SC-FDMA, 1 RB, 5 MHz, 64-QAM)	LTE-TDD	10.25	-1.54
10234	CAH	LTE-TDD (SC-FDMA, 1 RB, 5 MHz, QPSK)	LTE-TDD	9.21	-1.62
10235	CAH	LTE-TDD (SC-FDMA, 1 RB, 10 MHz, 16-QAM)	LTE-TDD	9.48	-1.44
10236	CAH	LTE-TDD (SC-FDMA, 1 RB, 10 MHz, 64-QAM)	LTE-TDD	10.25	-1.54
10237	CAH	LTE-TDD (SC-FDMA, 1 RB, 10 MHz, QPSK)	LTE-TDD	9.21	-1.62

UID	Rev	Name	Group	PAR	MIF
10238	CAG	LTE-TDD (SC-FDMA, 1 RB, 15 MHz, 16-QAM)	LTE-TDD	9.48	-1.44
10239	CAG	LTE-TDD (SC-FDMA, 1 RB, 15 MHz, 64-QAM)	LTE-TDD	10.25	-1.54
10240	CAG	LTE-TDD (SC-FDMA, 1 RB, 15 MHz, QPSK)	LTE-TDD	9.21	-1.62
10241	CAC	LTE-TDD (SC-FDMA, 50% RB, 1.4 MHz, 16-QAM)	LTE-TDD	9.82	-1.58
10242	CAC	LTE-TDD (SC-FDMA, 50% RB, 1.4 MHz, 64-QAM)	LTE-TDD	9.86	-1.57
10243	CAC	LTE-TDD (SC-FDMA, 50% RB, 1.4 MHz, QPSK)	LTE-TDD	9.46	-1.65
10244	CAE	LTE-TDD (SC-FDMA, 50% RB, 3 MHz, 16-QAM)	LTE-TDD	10.06	-1.65
10245	CAE	LTE-TDD (SC-FDMA, 50% RB, 3 MHz, 64-QAM)	LTE-TDD	10.06	-1.68
10246	CAE	LTE-TDD (SC-FDMA, 50% RB, 3 MHz, QPSK)	LTE-TDD	9.30	-1.65
10247	CAH	LTE-TDD (SC-FDMA, 50% RB, 5 MHz, 16-QAM)	LTE-TDD	9.91	-1.67
10248	CAH	LTE-TDD (SC-FDMA, 50% RB, 5 MHz, 64-QAM)	LTE-TDD	10.09	-1.66
10249	CAH	LTE-TDD (SC-FDMA, 50% RB, 5 MHz, QPSK)	LTE-TDD	9.29	-1.64
10250	CAH	LTE-TDD (SC-FDMA, 50% RB, 10 MHz, 16-QAM)	LTE-TDD	9.81	-1.65
10251	CAH	LTE-TDD (SC-FDMA, 50% RB, 10 MHz, 64-QAM)	LTE-TDD	10.17	-1.67
10252	CAH	LTE-TDD (SC-FDMA, 50% RB, 10 MHz, QPSK)	LTE-TDD	9.24	-1.64
10253	CAG	LTE-TDD (SC-FDMA, 50% RB, 15 MHz, 16-QAM)	LTE-TDD	9.90	-1.67
10254	CAG	LTE-TDD (SC-FDMA, 50% RB, 15 MHz, 64-QAM)	LTE-TDD	10.14	-1.67
10255	CAG	LTE-TDD (SC-FDMA, 50% RB, 15 MHz, QPSK)	LTE-TDD	9.20	-1.64
10256	CAC	LTE-TDD (SC-FDMA, 100% RB, 1.4 MHz, 16-QAM)	LTE-TDD	9.96	-1.65
10257	CAC	LTE-TDD (SC-FDMA, 100% RB, 1.4 MHz, 64-QAM)	LTE-TDD	10.08	-1.64
10258	CAC	LTE-TDD (SC-FDMA, 100% RB, 1.4 MHz, QPSK)	LTE-TDD	9.34	-1.65
10259	CAE	LTE-TDD (SC-FDMA, 100% RB, 3 MHz, 16-QAM)	LTE-TDD	9.98	-1.65
10260	CAE	LTE-TDD (SC-FDMA, 100% RB, 3 MHz, 64-QAM)	LTE-TDD	9.97	-1.65
10261	CAE	LTE-TDD (SC-FDMA, 100% RB, 3 MHz, QPSK)	LTE-TDD	9.24	-1.64
10262	CAH	LTE-TDD (SC-FDMA, 100% RB, 5 MHz, 16-QAM)	LTE-TDD	9.83	-1.65
10263	CAH	LTE-TDD (SC-FDMA, 100% RB, 5 MHz, 64-QAM)	LTE-TDD	10.16	-1.67
10264	CAH	LTE-TDD (SC-FDMA, 100% RB, 5 MHz, QPSK)	LTE-TDD	9.23	-1.65
10265	CAH	LTE-TDD (SC-FDMA, 100% RB, 10 MHz, 16-QAM)	LTE-TDD	9.92	-1.66
10266	CAH	LTE-TDD (SC-FDMA, 100% RB, 10 MHz, 64-QAM)	LTE-TDD	10.07	-1.66
10267	CAH	LTE-TDD (SC-FDMA, 100% RB, 10 MHz, QPSK)	LTE-TDD	9.30	-1.64
10268	CAG	LTE-TDD (SC-FDMA, 100% RB, 15 MHz, 16-QAM)	LTE-TDD	10.06	-1.67
10269	CAG	LTE-TDD (SC-FDMA, 100% RB, 15 MHz, 64-QAM)	LTE-TDD	10.13	-1.69
10270	CAG	LTE-TDD (SC-FDMA, 100% RB, 15 MHz, QPSK)	LTE-TDD	9.58	-1.65
10272	CAC	MRI (Square, 20ms, 1.0ms)	MRI	13.01	-99.00
10274	CAC	UMTS-FDD (HSUPA, Subtest 5, 3GPP Rel8.10)	WCDMA	4.87	-24.48
10275	CAC	UMTS-FDD (HSUPA, Subtest 5, 3GPP Rel8.4)	WCDMA	3.96	-26.26
10277	CAA	PHS (QPSK)	PHS	11.81	3.54
10278	CAA	PHS (QPSK, BW 884MHz, Rolloff 0.5)	PHS	11.81	3.36
10279	CAA	PHS (QPSK, BW 884MHz, Rolloff 0.38)	PHS	12.18	3.25
10290	AAB	CDMA2000, RC1, SO55, Full Rate	CDMA2000	3.91	-19.47
10291	AAB	CDMA2000, RC3, SO55, Full Rate	CDMA2000	3.46	-19.70
10292	AAB	CDMA2000, RC3, SO32, Full Rate	CDMA2000	3.39	-19.75
10293	AAB	CDMA2000, RC3, SO3, Full Rate	CDMA2000	3.50	-19.43
10295	AAB	CDMA2000, RC1, SO3, 1/8th Rate 25 fr.	CDMA2000	12.49	3.26
10297	AAE	LTE-FDD (SC-FDMA, 50% RB, 20 MHz, QPSK)	LTE-FDD	5.81	-21.56
10298	AAE	LTE-FDD (SC-FDMA, 50% RB, 3 MHz, QPSK)	LTE-FDD	5.72	-20.24
10299	AAE	LTE-FDD (SC-FDMA, 50% RB, 3 MHz, 16-QAM)	LTE-FDD	6.39	-14.38
10300	AAE	LTE-FDD (SC-FDMA, 50% RB, 3 MHz, 64-QAM)	LTE-FDD	6.60	-13.14
10301	AAA	IEEE 802.16e WiMAX (29:18, 5ms, 10MHz, QPSK, PUSC)	WiMAX	12.03	-1.38
10302	AAA	IEEE 802.16e WiMAX (29:18, 5ms, 10MHz, QPSK, PUSC, 3 CTRL symbols)	WiMAX	12.57	-0.84
10303	AAA	IEEE 802.16e WiMAX (31:15, 5ms, 10MHz, 64QAM, PUSC)	WiMAX	12.52	-0.53
10304	AAA	IEEE 802.16e WiMAX (29:18, 5ms, 10MHz, 64QAM, PUSC)	WiMAX	11.86	-1.39
10305	AAA	IEEE 802.16e WiMAX (31:15, 10ms, 10MHz, 64QAM, PUSC, 15 symbols)	WiMAX	15.24	1.74
10306	AAA	IEEE 802.16e WiMAX (29:18, 10ms, 10MHz, 64QAM, PUSC, 18 symbols)	WiMAX	14.67	0.91
10307	AAA	IEEE 802.16e WiMAX (29:18, 10ms, 10MHz, QPSK, PUSC, 18 symbols)	WiMAX	14.49	0.89
10308	AAA	IEEE 802.16e WiMAX (29:18, 10ms, 10MHz, 16QAM, PUSC)	WiMAX	14.46	0.91
10309	AAA	IEEE 802.16e WiMAX (29:18, 10ms, 10MHz, 16QAM, AMC 2x3, 18 symbols)	WiMAX	14.58	0.90
10310	AAA	IEEE 802.16e WiMAX (29:18, 10ms, 10MHz, QPSK, AMC 2x3, 18 symbols)	WiMAX	14.57	0.89
10311	AAE	LTE-FDD (SC-FDMA, 100% RB, 15 MHz, QPSK)	LTE-FDD	6.06	-20.11
10313	AAA	iDEN 1:3	iDEN	10.51	1.15
10314	AAA	iDEN 1:6	iDEN	13.48	4.03
10315	AAB	IEEE 802.11b WiFi 2.4 GHz (DSSS, 1 Mbps, 96pc duty cycle)	WLAN	1.71	-6.80
10316	AAB	IEEE 802.11g WiFi 2.4 GHz (ERP-OFDM, 6 Mbps, 96pc duty cycle)	WLAN	8.36	-9.82
10317	AAD	IEEE 802.11a WiFi 5 GHz (OFDM, 6 Mbps, 96pc duty cycle)	WLAN	8.36	-9.82
10400	AAE	IEEE 802.11ac WiFi (20MHz, 64-QAM, 99pc duty cycle)	WLAN	8.37	-17.01
10401	AAE	IEEE 802.11ac WiFi (40MHz, 64-QAM, 99pc duty cycle)	WLAN	8.60	-15.53
10402	AAE	IEEE 802.11ac WiFi (80MHz, 64-QAM, 99pc duty cycle)	WLAN	8.53	-28.95
10403	AAB	CDMA2000 (1xEV-DO, Rev. 0)	CDMA2000	3.76	-17.67
10404	AAB	CDMA2000 (1xEV-DO, Rev. A)	CDMA2000	3.77	-18.50
10405	AAC	MRI (Square, 1ms, 0.5ms)	MRI	3.01	-0.87
10406	AAB	CDMA2000, RC3, SO32, SCH0, Full Rate	CDMA2000	5.22	-16.62
10410	AAH	LTE-TDD (SC-FDMA, 1 RB, 10 MHz, QPSK, UL Subframe=2,3,4,7,8,9, Subframe Conf=4)	LTE-TDD	7.82	-3.41
10415	AAA	IEEE 802.11b WiFi 2.4 GHz (DSSS, 1 Mbps, 99pc duty cycle)	WLAN	1.54	-17.55
10416	AAA	IEEE 802.11g WiFi 2.4 GHz (ERP-OFDM, 6 Mbps, 99pc duty cycle)	WLAN	8.23	-18.74
10417	AAC	IEEE 802.11a/h WiFi 5 GHz (OFDM, 6 Mbps, 99pc duty cycle)	WLAN	8.23	-18.74
10418	AAA	IEEE 802.11g WiFi 2.4 GHz (DSSS-OFDM, 6 Mbps, 99pc duty cycle, Long preamble)	WLAN	8.14	-17.11
10419	AAA	IEEE 802.11g WiFi 2.4 GHz (DSSS-OFDM, 6 Mbps, 99pc duty cycle, Short preamble)	WLAN	8.19	-18.31
10421	AAC	FSE MRI sequence (pi Sinc, 10ms, 2.5 ms)	MRI	9.48	1.87
10422	AAC	IEEE 802.11n (HT Greenfield, 7.2 Mbps, BPSK)	WLAN	8.32	-14.20
10423	AAC	IEEE 802.11n (HT Greenfield, 43.3 Mbps, 16-QAM)	WLAN	8.47	-13.60
10424	AAC	IEEE 802.11n (HT Greenfield, 72.2 Mbps, 64-QAM)	WLAN	8.40	-13.84
10425	AAC	IEEE 802.11n (HT Greenfield, 15 Mbps, BPSK)	WLAN	8.41	-13.52
10426	AAC	IEEE 802.11n (HT Greenfield, 90 Mbps, 16-QAM)	WLAN	8.45	-13.71

UID	Rev	Name	Group	PAR	MIF
10427	AAC	IEEE 802.11n (HT Greenfield, 150 Mbps, 64-QAM)	WLAN	8.41	-13.44
10430	AAE	LTE-FDD (OFDMA, 5 MHz, E-TM 3.1)	LTE-FDD	8.28	-16.24
10431	AAE	LTE-FDD (OFDMA, 10 MHz, E-TM 3.1)	LTE-FDD	8.38	-17.66
10432	AAD	LTE-FDD (OFDMA, 15 MHz, E-TM 3.1)	LTE-FDD	8.34	-19.05
10433	AAD	LTE-FDD (OFDMA, 20 MHz, E-TM 3.1)	LTE-FDD	8.34	-19.83
10434	AAB	W-CDMA (BS Test Model 1, 64 DPCH)	WCDMA	8.60	-16.44
10435	AAG	LTE-TDD (SC-FDMA, 1 RB, 20 MHz, QPSK, UL Subframe=2,3,4,7,8,9)	LTE-TDD	7.82	-3.41
10447	AAE	LTE-FDD (OFDMA, 5 MHz, E-TM 3.1, Clipping 44%)	LTE-FDD	7.56	-13.47
10448	AAE	LTE-FDD (OFDMA, 10 MHz, E-TM 3.1, Clipping 44%)	LTE-FDD	7.53	-14.92
10449	AAD	LTE-FDD (OFDMA, 15 MHz, E-TM 3.1, Clipping 44%)	LTE-FDD	7.51	-16.22
10450	AAD	LTE-FDD (OFDMA, 20 MHz, E-TM 3.1, Clipping 44%)	LTE-FDD	7.48	-17.72
10451	AAB	W-CDMA (BS Test Model 1, 64 DPCH, Clipping 44%)	WCDMA	7.59	-12.93
10452	AAC	MRI (Square, 5ms, 1ms)	MRI	6.99	1.54
10453	AAE	Validation (Square, 10ms, 1ms)	Test	10.00	3.94
10454	AAC	MRI (Square, 10ms, 3ms)	MRI	5.23	-1.39
10455	AAC	MRI (Square, 50ms, 10ms)	MRI	6.99	-1.16
10456*	AAC	IEEE 802.11ac WiFi (160MHz, 64-QAM, 99pc duty cycle)	WLAN	8.63	-14.83
10457	AAB	UMTS-FDD (DC-HSDPA)	WCDMA	6.62	-21.09
10458	AAA	CDMA2000 (1xEV-DO, Rev. B, 2 carriers)	CDMA2000	6.55	-18.92
10459	AAA	CDMA2000 (1xEV-DO, Rev. B, 3 carriers)	CDMA2000	8.25	-19.19
10460	AAB	UMTS-FDD (WCDMA, AMR)	WCDMA	2.39	-25.43
10461	AAC	LTE-TDD (SC-FDMA, 1 RB, 1.4 MHz, QPSK, UL Subframe=2,3,4,7,8,9)	LTE-TDD	7.82	-3.41
10462	AAC	LTE-TDD (SC-FDMA, 1 RB, 1.4 MHz, 16-QAM, UL Subframe=2,3,4,7,8,9)	LTE-TDD	8.30	-3.17
10463	AAC	LTE-TDD (SC-FDMA, 1 RB, 1.4 MHz, 64-QAM, UL Subframe=2,3,4,7,8,9)	LTE-TDD	8.56	-3.31
10464	AAD	LTE-TDD (SC-FDMA, 1 RB, 3 MHz, QPSK, UL Subframe=2,3,4,7,8,9)	LTE-TDD	7.82	-3.41
10465	AAD	LTE-TDD (SC-FDMA, 1 RB, 3 MHz, 16-QAM, UL Subframe=2,3,4,7,8,9)	LTE-TDD	8.32	-3.18
10466	AAD	LTE-TDD (SC-FDMA, 1 RB, 3 MHz, 64-QAM, UL Subframe=2,3,4,7,8,9)	LTE-TDD	8.57	-3.31
10467	AAG	LTE-TDD (SC-FDMA, 1 RB, 5 MHz, QPSK, UL Subframe=2,3,4,7,8,9)	LTE-TDD	7.82	-3.41
10468	AAG	LTE-TDD (SC-FDMA, 1 RB, 5 MHz, 16-QAM, UL Subframe=2,3,4,7,8,9)	LTE-TDD	8.32	-3.18
10469	AAG	LTE-TDD (SC-FDMA, 1 RB, 5 MHz, 64-QAM, UL Subframe=2,3,4,7,8,9)	LTE-TDD	8.56	-3.31
10470	AAG	LTE-TDD (SC-FDMA, 1 RB, 10 MHz, QPSK, UL Subframe=2,3,4,7,8,9)	LTE-TDD	7.82	-3.41
10471	AAG	LTE-TDD (SC-FDMA, 1 RB, 10 MHz, 16-QAM, UL Subframe=2,3,4,7,8,9)	LTE-TDD	8.32	-3.17
10472	AAG	LTE-TDD (SC-FDMA, 1 RB, 10 MHz, 64-QAM, UL Subframe=2,3,4,7,8,9)	LTE-TDD	8.57	-3.31
10473	AAF	LTE-TDD (SC-FDMA, 1 RB, 15 MHz, QPSK, UL Subframe=2,3,4,7,8,9)	LTE-TDD	7.82	-3.41
10474	AAF	LTE-TDD (SC-FDMA, 1 RB, 15 MHz, 16-QAM, UL Subframe=2,3,4,7,8,9)	LTE-TDD	8.32	-3.17
10475	AAF	LTE-TDD (SC-FDMA, 1 RB, 15 MHz, 64-QAM, UL Subframe=2,3,4,7,8,9)	LTE-TDD	8.57	-3.31
10476	AAC	MRI (Custom, 600us, 2.7ms)	MRI	12.10	-6.13
10477	AAG	LTE-TDD (SC-FDMA, 1 RB, 20 MHz, 16-QAM, UL Subframe=2,3,4,7,8,9)	LTE-TDD	8.32	-3.17
10478	AAG	LTE-TDD (SC-FDMA, 1 RB, 20 MHz, 64-QAM, UL Subframe=2,3,4,7,8,9)	LTE-TDD	8.57	-3.31
10479	AAC	LTE-TDD (SC-FDMA, 50% RB, 1.4 MHz, QPSK, UL Subframe=2,3,4,7,8,9)	LTE-TDD	7.74	-3.41
10480	AAC	LTE-TDD (SC-FDMA, 50% RB, 1.4 MHz, 16-QAM, UL Subframe=2,3,4,7,8,9)	LTE-TDD	8.18	-3.37
10481	AAC	LTE-TDD (SC-FDMA, 50% RB, 1.4 MHz, 64-QAM, UL Subframe=2,3,4,7,8,9)	LTE-TDD	8.45	-3.31
10482	AAD	LTE-TDD (SC-FDMA, 50% RB, 3 MHz, QPSK, UL Subframe=2,3,4,7,8,9)	LTE-TDD	7.71	-3.40
10483	AAD	LTE-TDD (SC-FDMA, 50% RB, 3 MHz, 16-QAM, UL Subframe=2,3,4,7,8,9)	LTE-TDD	8.39	-3.46
10484	AAD	LTE-TDD (SC-FDMA, 50% RB, 3 MHz, 64-QAM, UL Subframe=2,3,4,7,8,9)	LTE-TDD	8.47	-3.43
10485	AAG	LTE-TDD (SC-FDMA, 50% RB, 5 MHz, QPSK, UL Subframe=2,3,4,7,8,9)	LTE-TDD	7.59	-3.40
10486	AAG	LTE-TDD (SC-FDMA, 50% RB, 5 MHz, 16-QAM, UL Subframe=2,3,4,7,8,9)	LTE-TDD	8.38	-3.46
10487	AAG	LTE-TDD (SC-FDMA, 50% RB, 5 MHz, 64-QAM, UL Subframe=2,3,4,7,8,9)	LTE-TDD	8.60	-3.33
10488	AAG	LTE-TDD (SC-FDMA, 50% RB, 10 MHz, QPSK, UL Subframe=2,3,4,7,8,9)	LTE-TDD	7.70	-3.40
10489	AAG	LTE-TDD (SC-FDMA, 50% RB, 10 MHz, 16-QAM, UL Subframe=2,3,4,7,8,9)	LTE-TDD	8.31	-3.43
10490	AAG	LTE-TDD (SC-FDMA, 50% RB, 10 MHz, 64-QAM, UL Subframe=2,3,4,7,8,9)	LTE-TDD	8.54	-3.41
10491	AAF	LTE-TDD (SC-FDMA, 50% RB, 15 MHz, QPSK, UL Subframe=2,3,4,7,8,9)	LTE-TDD	7.74	-3.42
10492	AAF	LTE-TDD (SC-FDMA, 50% RB, 15 MHz, 16-QAM, UL Subframe=2,3,4,7,8,9)	LTE-TDD	8.41	-3.43
10493	AAF	LTE-TDD (SC-FDMA, 50% RB, 15 MHz, 64-QAM, UL Subframe=2,3,4,7,8,9)	LTE-TDD	8.55	-3.43
10494	AAG	LTE-TDD (SC-FDMA, 50% RB, 20 MHz, QPSK, UL Subframe=2,3,4,7,8,9)	LTE-TDD	7.74	-3.39
10495	AAG	LTE-TDD (SC-FDMA, 50% RB, 20 MHz, 16-QAM, UL Subframe=2,3,4,7,8,9)	LTE-TDD	8.37	-3.41
10496	AAG	LTE-TDD (SC-FDMA, 50% RB, 20 MHz, 64-QAM, UL Subframe=2,3,4,7,8,9)	LTE-TDD	8.54	-3.43
10497	AAC	LTE-TDD (SC-FDMA, 100% RB, 1.4 MHz, QPSK, UL Subframe=2,3,4,7,8,9)	LTE-TDD	7.67	-3.43
10498	AAC	LTE-TDD (SC-FDMA, 100% RB, 1.4 MHz, 16-QAM, UL Subframe=2,3,4,7,8,9)	LTE-TDD	8.40	-3.46
10499	AAC	LTE-TDD (SC-FDMA, 100% RB, 1.4 MHz, 64-QAM, UL Subframe=2,3,4,7,8,9)	LTE-TDD	8.68	-3.43
10500	AAD	LTE-TDD (SC-FDMA, 100% RB, 3 MHz, QPSK, UL Subframe=2,3,4,7,8,9)	LTE-TDD	7.67	-3.40
10501	AAD	LTE-TDD (SC-FDMA, 100% RB, 3 MHz, 16-QAM, UL Subframe=2,3,4,7,8,9)	LTE-TDD	8.44	-3.43
10502	AAD	LTE-TDD (SC-FDMA, 100% RB, 3 MHz, 64-QAM, UL Subframe=2,3,4,7,8,9)	LTE-TDD	8.52	-3.42
10503	AAG	LTE-TDD (SC-FDMA, 100% RB, 5 MHz, QPSK, UL Subframe=2,3,4,7,8,9)	LTE-TDD	7.72	-3.40
10504	AAG	LTE-TDD (SC-FDMA, 100% RB, 5 MHz, 16-QAM, UL Subframe=2,3,4,7,8,9)	LTE-TDD	8.31	-3.43
10505	AAG	LTE-TDD (SC-FDMA, 100% RB, 5 MHz, 64-QAM, UL Subframe=2,3,4,7,8,9)	LTE-TDD	8.54	-3.41
10506	AAG	LTE-TDD (SC-FDMA, 100% RB, 10 MHz, QPSK, UL Subframe=2,3,4,7,8,9)	LTE-TDD	7.74	-3.40
10507	AAG	LTE-TDD (SC-FDMA, 100% RB, 10 MHz, 16-QAM, UL Subframe=2,3,4,7,8,9)	LTE-TDD	8.36	-3.41
10508	AAG	LTE-TDD (SC-FDMA, 100% RB, 10 MHz, 64-QAM, UL Subframe=2,3,4,7,8,9)	LTE-TDD	8.55	-3.43
10509	AAF	LTE-TDD (SC-FDMA, 100% RB, 15 MHz, QPSK, UL Subframe=2,3,4,7,8,9)	LTE-TDD	7.99	-3.42
10510	AAF	LTE-TDD (SC-FDMA, 100% RB, 15 MHz, 16-QAM, UL Subframe=2,3,4,7,8,9)	LTE-TDD	8.49	-3.43
10511	AAF	LTE-TDD (SC-FDMA, 100% RB, 15 MHz, 64-QAM, UL Subframe=2,3,4,7,8,9)	LTE-TDD	8.51	-3.45
10512	AAG	LTE-TDD (SC-FDMA, 100% RB, 20 MHz, QPSK, UL Subframe=2,3,4,7,8,9)	LTE-TDD	7.74	-3.40
10513	AAG	LTE-TDD (SC-FDMA, 100% RB, 20 MHz, 16-QAM, UL Subframe=2,3,4,7,8,9)	LTE-TDD	8.42	-3.42
10514	AAG	LTE-TDD (SC-FDMA, 100% RB, 20 MHz, 64-QAM, UL Subframe=2,3,4,7,8,9)	LTE-TDD	8.45	-3.42
10515	AAA	IEEE 802.11b WiFi 2.4 GHz (DSSS, 2 Mbps, 99pc duty cycle)	WLAN	1.58	-12.56
10516	AAA	IEEE 802.11b WiFi 2.4 GHz (DSSS, 5.5 Mbps, 99pc duty cycle)	WLAN	1.57	-12.52
10517	AAA	IEEE 802.11b WiFi 2.4 GHz (DSSS, 11 Mbps, 99pc duty cycle)	WLAN	1.58	-13.24
10518	AAC	IEEE 802.11a/h WiFi 5 GHz (OFDM, 9 Mbps, 99pc duty cycle)	WLAN	8.23	-15.39
10519	AAC	IEEE 802.11a/h WiFi 5 GHz (OFDM, 12 Mbps, 99pc duty cycle)	WLAN	8.39	-16.70
10520	AAC	IEEE 802.11a/h WiFi 5 GHz (OFDM, 18 Mbps, 99pc duty cycle)	WLAN	8.12	-18.76
10521	AAC	IEEE 802.11a/h WiFi 5 GHz (OFDM, 24 Mbps, 99pc duty cycle)	WLAN	7.97	-23.13
10522	AAC	IEEE 802.11a/h WiFi 5 GHz (OFDM, 36 Mbps, 99pc duty cycle)	WLAN	8.45	-22.02

UID	Rev	Name	Group	PAR	MIF
10523	AAC	IEEE 802.11a/h WiFi 5 GHz (OFDM, 48 Mbps, 99pc duty cycle)	WLAN	8.08	-24.22
10524	AAC	IEEE 802.11a/h WiFi 5 GHz (OFDM, 54 Mbps, 99pc duty cycle)	WLAN	8.27	-29.35
10525	AAC	IEEE 802.11ac WiFi (20MHz, MCS0, 99pc duty cycle)	WLAN	8.36	-12.23
10526	AAC	IEEE 802.11ac WiFi (20MHz, MCS1, 99pc duty cycle)	WLAN	8.42	-13.77
10527	AAC	IEEE 802.11ac WiFi (20MHz, MCS2, 99pc duty cycle)	WLAN	8.21	-14.89
10528	AAC	IEEE 802.11ac WiFi (20MHz, MCS3, 99pc duty cycle)	WLAN	8.36	-15.25
10529	AAC	IEEE 802.11ac WiFi (20MHz, MCS4, 99pc duty cycle)	WLAN	8.36	-15.25
10531	AAC	IEEE 802.11ac WiFi (20MHz, MCS6, 99pc duty cycle)	WLAN	8.43	-18.44
10532	AAC	IEEE 802.11ac WiFi (20MHz, MCS7, 99pc duty cycle)	WLAN	8.29	-18.59
10533	AAC	IEEE 802.11ac WiFi (20MHz, MCS8, 99pc duty cycle)	WLAN	8.38	-20.10
10534	AAC	IEEE 802.11ac WiFi (40MHz, MCS0, 99pc duty cycle)	WLAN	8.45	-11.92
10535	AAC	IEEE 802.11ac WiFi (40MHz, MCS1, 99pc duty cycle)	WLAN	8.45	-13.12
10536	AAC	IEEE 802.11ac WiFi (40MHz, MCS2, 99pc duty cycle)	WLAN	8.32	-13.53
10537	AAC	IEEE 802.11ac WiFi (40MHz, MCS3, 99pc duty cycle)	WLAN	8.44	-13.52
10538	AAC	IEEE 802.11ac WiFi (40MHz, MCS4, 99pc duty cycle)	WLAN	8.54	-14.39
10540	AAC	IEEE 802.11ac WiFi (40MHz, MCS6, 99pc duty cycle)	WLAN	8.39	-15.33
10541	AAC	IEEE 802.11ac WiFi (40MHz, MCS7, 99pc duty cycle)	WLAN	8.46	-14.92
10542	AAC	IEEE 802.11ac WiFi (40MHz, MCS8, 99pc duty cycle)	WLAN	8.65	-14.56
10543	AAC	IEEE 802.11ac WiFi (40MHz, MCS9, 99pc duty cycle)	WLAN	8.65	-15.76
10544	AAC	IEEE 802.11ac WiFi (80MHz, MCS0, 99pc duty cycle)	WLAN	8.47	-13.78
10545	AAC	IEEE 802.11ac WiFi (80MHz, MCS1, 99pc duty cycle)	WLAN	8.55	-14.73
10546	AAC	IEEE 802.11ac WiFi (80MHz, MCS2, 99pc duty cycle)	WLAN	8.35	-15.59
10547	AAC	IEEE 802.11ac WiFi (80MHz, MCS3, 99pc duty cycle)	WLAN	8.49	-16.92
10548	AAC	IEEE 802.11ac WiFi (80MHz, MCS4, 99pc duty cycle)	WLAN	8.37	-18.67
10550	AAC	IEEE 802.11ac WiFi (80MHz, MCS6, 99pc duty cycle)	WLAN	8.39	-19.70
10551	AAC	IEEE 802.11ac WiFi (80MHz, MCS7, 99pc duty cycle)	WLAN	8.50	-19.55
10552	AAC	IEEE 802.11ac WiFi (80MHz, MCS8, 99pc duty cycle)	WLAN	8.42	-21.54
10553	AAC	IEEE 802.11ac WiFi (80MHz, MCS9, 99pc duty cycle)	WLAN	8.45	-23.01
10554*	AAD	IEEE 802.11ac WiFi (160MHz, MCS0, 99pc duty cycle)	WLAN	8.48	-12.12
10555*	AAD	IEEE 802.11ac WiFi (160MHz, MCS1, 99pc duty cycle)	WLAN	8.47	-13.15
10556*	AAD	IEEE 802.11ac WiFi (160MHz, MCS2, 99pc duty cycle)	WLAN	8.50	-13.55
10557*	AAD	IEEE 802.11ac WiFi (160MHz, MCS3, 99pc duty cycle)	WLAN	8.52	-13.89
10558*	AAD	IEEE 802.11ac WiFi (160MHz, MCS4, 99pc duty cycle)	WLAN	8.61	-14.15
10560*	AAD	IEEE 802.11ac WiFi (160MHz, MCS6, 99pc duty cycle)	WLAN	8.73	-14.69
10561*	AAD	IEEE 802.11ac WiFi (160MHz, MCS7, 99pc duty cycle)	WLAN	8.56	-15.13
10562*	AAD	IEEE 802.11ac WiFi (160MHz, MCS8, 99pc duty cycle)	WLAN	8.69	-15.04
10563*	AAD	IEEE 802.11ac WiFi (160MHz, MCS9, 99pc duty cycle)	WLAN	8.77	-15.40
10564	AAA	IEEE 802.11g WiFi 2.4 GHz (DSSS-OFDM, 9 Mbps, 99pc duty cycle)	WLAN	8.25	-15.41
10565	AAA	IEEE 802.11g WiFi 2.4 GHz (DSSS-OFDM, 12 Mbps, 99pc duty cycle)	WLAN	8.45	-16.70
10566	AAA	IEEE 802.11g WiFi 2.4 GHz (DSSS-OFDM, 18 Mbps, 99pc duty cycle)	WLAN	8.13	-18.78
10567	AAA	IEEE 802.11g WiFi 2.4 GHz (DSSS-OFDM, 24 Mbps, 99pc duty cycle)	WLAN	8.00	-23.09
10568	AAA	IEEE 802.11g WiFi 2.4 GHz (DSSS-OFDM, 36 Mbps, 99pc duty cycle)	WLAN	8.37	-22.04
10569	AAA	IEEE 802.11g WiFi 2.4 GHz (DSSS-OFDM, 48 Mbps, 99pc duty cycle)	WLAN	8.10	-24.25
10570	AAA	IEEE 802.11g WiFi 2.4 GHz (DSSS-OFDM, 54 Mbps, 99pc duty cycle)	WLAN	8.30	-29.31
10571	AAA	IEEE 802.11b WiFi 2.4 GHz (DSSS, 1 Mbps, 90pc duty cycle)	WLAN	1.99	-5.62
10572	AAA	IEEE 802.11b WiFi 2.4 GHz (DSSS, 2 Mbps, 90pc duty cycle)	WLAN	1.99	-5.53
10573	AAA	IEEE 802.11b WiFi 2.4 GHz (DSSS, 5.5 Mbps, 90pc duty cycle)	WLAN	1.98	-5.73
10574	AAA	IEEE 802.11b WiFi 2.4 GHz (DSSS, 11 Mbps, 90pc duty cycle)	WLAN	1.98	-6.42
10575	AAA	IEEE 802.11g WiFi 2.4 GHz (DSSS-OFDM, 6 Mbps, 90pc duty cycle)	WLAN	8.59	-6.10
10576	AAA	IEEE 802.11g WiFi 2.4 GHz (DSSS-OFDM, 9 Mbps, 90pc duty cycle)	WLAN	8.60	-6.64
10577	AAA	IEEE 802.11g WiFi 2.4 GHz (DSSS-OFDM, 12 Mbps, 90pc duty cycle)	WLAN	8.70	-7.19
10578	AAA	IEEE 802.11g WiFi 2.4 GHz (DSSS-OFDM, 18 Mbps, 90pc duty cycle)	WLAN	8.49	-8.19
10579	AAA	IEEE 802.11g WiFi 2.4 GHz (DSSS-OFDM, 24 Mbps, 90pc duty cycle)	WLAN	8.36	-9.30
10580	AAA	IEEE 802.11g WiFi 2.4 GHz (DSSS-OFDM, 36 Mbps, 90pc duty cycle)	WLAN	8.76	-11.10
10581	AAA	IEEE 802.11g WiFi 2.4 GHz (DSSS-OFDM, 48 Mbps, 90pc duty cycle)	WLAN	8.35	-12.77
10582	AAA	IEEE 802.11g WiFi 2.4 GHz (DSSS-OFDM, 54 Mbps, 90pc duty cycle)	WLAN	8.67	-13.22
10583	AAC	IEEE 802.11a/h WiFi 5 GHz (OFDM, 6 Mbps, 90pc duty cycle)	WLAN	8.59	-6.10
10584	AAC	IEEE 802.11a/h WiFi 5 GHz (OFDM, 9 Mbps, 90pc duty cycle)	WLAN	8.60	-6.64
10585	AAC	IEEE 802.11a/h WiFi 5 GHz (OFDM, 12 Mbps, 90pc duty cycle)	WLAN	8.70	-7.19
10586	AAC	IEEE 802.11a/h WiFi 5 GHz (OFDM, 18 Mbps, 90pc duty cycle)	WLAN	8.49	-8.19
10587	AAC	IEEE 802.11a/h WiFi 5 GHz (OFDM, 24 Mbps, 90pc duty cycle)	WLAN	8.36	-9.30
10588	AAC	IEEE 802.11a/h WiFi 5 GHz (OFDM, 36 Mbps, 90pc duty cycle)	WLAN	8.76	-11.10
10589	AAC	IEEE 802.11a/h WiFi 5 GHz (OFDM, 48 Mbps, 90pc duty cycle)	WLAN	8.35	-12.77
10590	AAC	IEEE 802.11a/h WiFi 5 GHz (OFDM, 54 Mbps, 90pc duty cycle)	WLAN	8.67	-13.22
10591	AAC	IEEE 802.11n (HT Mixed, 20MHz, MCS0, 90pc duty cycle)	WLAN	8.63	-5.59
10592	AAC	IEEE 802.11n (HT Mixed, 20MHz, MCS1, 90pc duty cycle)	WLAN	8.79	-5.61
10593	AAC	IEEE 802.11n (HT Mixed, 20MHz, MCS2, 90pc duty cycle)	WLAN	8.64	-5.84
10594	AAC	IEEE 802.11n (HT Mixed, 20MHz, MCS3, 90pc duty cycle)	WLAN	8.74	-6.17
10595	AAC	IEEE 802.11n (HT Mixed, 20MHz, MCS4, 90pc duty cycle)	WLAN	8.74	-6.72
10596	AAC	IEEE 802.11n (HT Mixed, 20MHz, MCS5, 90pc duty cycle)	WLAN	8.71	-7.25
10597	AAC	IEEE 802.11n (HT Mixed, 20MHz, MCS6, 90pc duty cycle)	WLAN	8.72	-7.54
10598	AAC	IEEE 802.11n (HT Mixed, 20MHz, MCS7, 90pc duty cycle)	WLAN	8.50	-7.86
10599	AAC	IEEE 802.11n (HT Mixed, 40MHz, MCS0, 90pc duty cycle)	WLAN	8.79	-5.59
10600	AAC	IEEE 802.11n (HT Mixed, 40MHz, MCS1, 90pc duty cycle)	WLAN	8.88	-6.06
10601	AAC	IEEE 802.11n (HT Mixed, 40MHz, MCS2, 90pc duty cycle)	WLAN	8.82	-6.59
10602	AAC	IEEE 802.11n (HT Mixed, 40MHz, MCS3, 90pc duty cycle)	WLAN	8.94	-7.17
10603	AAC	IEEE 802.11n (HT Mixed, 40MHz, MCS4, 90pc duty cycle)	WLAN	9.03	-8.03
10604	AAC	IEEE 802.11n (HT Mixed, 40MHz, MCS5, 90pc duty cycle)	WLAN	8.76	-8.65
10605	AAC	IEEE 802.11n (HT Mixed, 40MHz, MCS6, 90pc duty cycle)	WLAN	8.97	-9.23
10606	AAC	IEEE 802.11n (HT Mixed, 40MHz, MCS7, 90pc duty cycle)	WLAN	8.82	-9.43
10607	AAC	IEEE 802.11ac WiFi (20MHz, MCS0, 90pc duty cycle)	WLAN	8.64	-5.60
10608	AAC	IEEE 802.11ac WiFi (20MHz, MCS1, 90pc duty cycle)	WLAN	8.77	-5.62
10609	AAC	IEEE 802.11ac WiFi (20MHz, MCS2, 90pc duty cycle)	WLAN	8.57	-5.85

UID	Rev	Name	Group	PAR	MIF
10610	AAC	IEEE 802.11ac WiFi (20MHz, MCS3, 90pc duty cycle)	WLAN	8.78	-6.15
10611	AAC	IEEE 802.11ac WiFi (20MHz, MCS4, 90pc duty cycle)	WLAN	8.70	-6.70
10612	AAC	IEEE 802.11ac WiFi (20MHz, MCS5, 90pc duty cycle)	WLAN	8.77	-7.25
10613	AAC	IEEE 802.11ac WiFi (20MHz, MCS6, 90pc duty cycle)	WLAN	8.94	-7.58
10614	AAC	IEEE 802.11ac WiFi (20MHz, MCS7, 90pc duty cycle)	WLAN	8.59	-7.91
10615	AAC	IEEE 802.11ac WiFi (20MHz, MCS8, 90pc duty cycle)	WLAN	8.82	-8.41
10616	AAC	IEEE 802.11ac WiFi (40MHz, MCS0, 90pc duty cycle)	WLAN	8.82	-5.57
10617	AAC	IEEE 802.11ac WiFi (40MHz, MCS1, 90pc duty cycle)	WLAN	8.81	-5.59
10618	AAC	IEEE 802.11ac WiFi (40MHz, MCS2, 90pc duty cycle)	WLAN	8.58	-5.78
10619	AAC	IEEE 802.11ac WiFi (40MHz, MCS3, 90pc duty cycle)	WLAN	8.86	-6.02
10620	AAC	IEEE 802.11ac WiFi (40MHz, MCS4, 90pc duty cycle)	WLAN	8.87	-6.57
10621	AAC	IEEE 802.11ac WiFi (40MHz, MCS5, 90pc duty cycle)	WLAN	8.77	-6.92
10622	AAC	IEEE 802.11ac WiFi (40MHz, MCS6, 90pc duty cycle)	WLAN	8.68	-7.33
10623	AAC	IEEE 802.11ac WiFi (40MHz, MCS7, 90pc duty cycle)	WLAN	8.82	-7.44
10624	AAC	IEEE 802.11ac WiFi (40MHz, MCS8, 90pc duty cycle)	WLAN	8.96	-7.73
10625	AAC	IEEE 802.11ac WiFi (40MHz, MCS9, 90pc duty cycle)	WLAN	8.96	-8.15
10626	AAC	IEEE 802.11ac WiFi (80MHz, MCS0, 90pc duty cycle)	WLAN	8.83	-5.64
10627	AAC	IEEE 802.11ac WiFi (80MHz, MCS1, 90pc duty cycle)	WLAN	8.88	-6.22
10628	AAC	IEEE 802.11ac WiFi (80MHz, MCS2, 90pc duty cycle)	WLAN	8.71	-6.84
10629	AAC	IEEE 802.11ac WiFi (80MHz, MCS3, 90pc duty cycle)	WLAN	8.85	-7.44
10630	AAC	IEEE 802.11ac WiFi (80MHz, MCS4, 90pc duty cycle)	WLAN	8.72	-8.48
10631	AAC	IEEE 802.11ac WiFi (80MHz, MCS5, 90pc duty cycle)	WLAN	8.81	-9.17
10632	AAC	IEEE 802.11ac WiFi (80MHz, MCS6, 90pc duty cycle)	WLAN	8.74	-9.64
10633	AAC	IEEE 802.11ac WiFi (80MHz, MCS7, 90pc duty cycle)	WLAN	8.83	-9.97
10634	AAC	IEEE 802.11ac WiFi (80MHz, MCS8, 90pc duty cycle)	WLAN	8.80	-10.92
10635	AAC	IEEE 802.11ac WiFi (80MHz, MCS9, 90pc duty cycle)	WLAN	8.81	-11.43
10636*	AAD	IEEE 802.11ac WiFi (160MHz, MCS0, 90pc duty cycle)	WLAN	8.83	-5.56
10637*	AAD	IEEE 802.11ac WiFi (160MHz, MCS1, 90pc duty cycle)	WLAN	8.79	-5.61
10638*	AAD	IEEE 802.11ac WiFi (160MHz, MCS2, 90pc duty cycle)	WLAN	8.86	-5.84
10639*	AAD	IEEE 802.11ac WiFi (160MHz, MCS3, 90pc duty cycle)	WLAN	8.85	-6.13
10640*	AAD	IEEE 802.11ac WiFi (160MHz, MCS4, 90pc duty cycle)	WLAN	8.98	-6.67
10641*	AAD	IEEE 802.11ac WiFi (160MHz, MCS5, 90pc duty cycle)	WLAN	9.06	-7.18
10642*	AAD	IEEE 802.11ac WiFi (160MHz, MCS6, 90pc duty cycle)	WLAN	9.06	-7.38
10643*	AAD	IEEE 802.11ac WiFi (160MHz, MCS7, 90pc duty cycle)	WLAN	8.89	-7.65
10644*	AAD	IEEE 802.11ac WiFi (160MHz, MCS8, 90pc duty cycle)	WLAN	9.05	-7.99
10645*	AAD	IEEE 802.11ac WiFi (160MHz, MCS9, 90pc duty cycle)	WLAN	9.11	-8.26
10646	AAH	LTE-TDD (SC-FDMA, 1 RB, 5 MHz, QPSK, UL Subframe=2,7)	LTE-TDD	11.96	1.50
10647	AAG	LTE-TDD (SC-FDMA, 1 RB, 20 MHz, QPSK, UL Subframe=2,7)	LTE-TDD	11.96	1.50
10648	AAA	CDMA2000 (1x Advanced)	CDMA2000	3.45	-19.86
10652	AAF	LTE-TDD (OFDMA, 5 MHz, E-TM 3.1, Clipping 44%)	LTE-TDD	6.91	-5.16
10653	AAF	LTE-TDD (OFDMA, 10 MHz, E-TM 3.1, Clipping 44%)	LTE-TDD	7.42	-5.10
10654	AAE	LTE-TDD (OFDMA, 15 MHz, E-TM 3.1, Clipping 44%)	LTE-TDD	6.96	-5.07
10655	AAF	LTE-TDD (OFDMA, 20 MHz, E-TM 3.1, Clipping 44%)	LTE-TDD	7.21	-5.05
10656	AAB	27.12MHz Sinewave, 4.2% Duty Cycle	MRI	16.77	2.54
10657	AAA	Pulse, 42us on, 1ms period	MRI	13.77	3.05
10658	AAB	Pulse Waveform (200Hz, 10%)	Test	10.00	4.05
10659	AAB	Pulse Waveform (200Hz, 20%)	Test	6.99	1.53
10660	AAB	Pulse Waveform (200Hz, 40%)	Test	3.98	-1.62
10661	AAB	Pulse Waveform (200Hz, 60%)	Test	2.22	-3.39
10662	AAB	Pulse Waveform (200Hz, 80%)	Test	0.97	-4.50
10663	AAA	MITS (2pi Sinc, 2ms, 2ms)	MRI	6.24	0.62
10664	AAA	MITS (2pi Sinc, 2.4ms, 2.4ms)	MRI	6.24	0.46
10665	AAA	MITS (2pi Sinc, 2.6ms, 2.6ms)	MRI	6.24	0.37
10666	AAA	MITS (2pi Sinc, 2ms, 4370ms)	MRI	26.02	11.61
10667	AAA	MITS (2pi Sinc, 2ms, 600ms)	MRI	24.11	20.22
10668	AAA	MITS (2pi Sinc, 2ms, 150ms)	MRI	24.67	16.70
10669	AAA	MITS (8pi Sinc, 0.512ms, 4.2ms)	MRI	21.11	6.78
10670	AAA	Bluetooth Low Energy	Bluetooth	2.19	-1.94
10671	AAC	IEEE 802.11ax (20MHz, MCS0, 90pc duty cycle)	WLAN	9.09	-5.58
10672	AAC	IEEE 802.11ax (20MHz, MCS1, 90pc duty cycle)	WLAN	8.57	-5.66
10673	AAC	IEEE 802.11ax (20MHz, MCS2, 90pc duty cycle)	WLAN	8.78	-5.81
10674	AAC	IEEE 802.11ax (20MHz, MCS3, 90pc duty cycle)	WLAN	8.74	-5.96
10675	AAC	IEEE 802.11ax (20MHz, MCS4, 90pc duty cycle)	WLAN	8.90	-5.78
10676	AAC	IEEE 802.11ax (20MHz, MCS5, 90pc duty cycle)	WLAN	8.77	-5.82
10677	AAC	IEEE 802.11ax (20MHz, MCS6, 90pc duty cycle)	WLAN	8.73	-5.69
10678	AAC	IEEE 802.11ax (20MHz, MCS7, 90pc duty cycle)	WLAN	8.78	-5.65
10679	AAC	IEEE 802.11ax (20MHz, MCS8, 90pc duty cycle)	WLAN	8.89	-5.71
10680	AAC	IEEE 802.11ax (20MHz, MCS9, 90pc duty cycle)	WLAN	8.80	-5.73
10681	AAC	IEEE 802.11ax (20MHz, MCS10, 90pc duty cycle)	WLAN	8.62	-5.69
10682	AAC	IEEE 802.11ax (20MHz, MCS11, 90pc duty cycle)	WLAN	8.83	-5.72
10683	AAC	IEEE 802.11ax (20MHz, MCS0, 99pc duty cycle)	WLAN	8.42	-20.98
10684	AAC	IEEE 802.11ax (20MHz, MCS1, 99pc duty cycle)	WLAN	8.26	-20.26
10685	AAC	IEEE 802.11ax (20MHz, MCS2, 99pc duty cycle)	WLAN	8.33	-20.96
10686	AAC	IEEE 802.11ax (20MHz, MCS3, 99pc duty cycle)	WLAN	8.28	-18.54
10687	AAC	IEEE 802.11ax (20MHz, MCS4, 99pc duty cycle)	WLAN	8.45	-20.41
10688	AAC	IEEE 802.11ax (20MHz, MCS5, 99pc duty cycle)	WLAN	8.29	-19.53
10689	AAC	IEEE 802.11ax (20MHz, MCS6, 99pc duty cycle)	WLAN	8.55	-18.10
10690	AAC	IEEE 802.11ax (20MHz, MCS7, 99pc duty cycle)	WLAN	8.29	-18.81
10691	AAC	IEEE 802.11ax (20MHz, MCS8, 99pc duty cycle)	WLAN	8.25	-17.97
10692	AAC	IEEE 802.11ax (20MHz, MCS9, 99pc duty cycle)	WLAN	8.29	-19.92
10693	AAC	IEEE 802.11ax (20MHz, MCS10, 99pc duty cycle)	WLAN	8.25	-20.11
10694	AAC	IEEE 802.11ax (20MHz, MCS11, 99pc duty cycle)	WLAN	8.57	-18.23
10695	AAC	IEEE 802.11ax (40MHz, MCS0, 90pc duty cycle)	WLAN	8.78	-6.01

UID	Rev	Name	Group	PAR	MIF
10696	AAC	IEEE 802.11ax (40MHz, MCS1, 90pc duty cycle)	WLAN	8.91	-6.77
10697	AAC	IEEE 802.11ax (40MHz, MCS2, 90pc duty cycle)	WLAN	8.61	-7.05
10698	AAC	IEEE 802.11ax (40MHz, MCS3, 90pc duty cycle)	WLAN	8.89	-7.10
10699	AAC	IEEE 802.11ax (40MHz, MCS4, 90pc duty cycle)	WLAN	8.82	-6.03
10700	AAC	IEEE 802.11ax (40MHz, MCS5, 90pc duty cycle)	WLAN	8.73	-6.46
10701	AAC	IEEE 802.11ax (40MHz, MCS6, 90pc duty cycle)	WLAN	8.86	-6.51
10702	AAC	IEEE 802.11ax (40MHz, MCS7, 90pc duty cycle)	WLAN	8.70	-6.29
10703	AAC	IEEE 802.11ax (40MHz, MCS8, 90pc duty cycle)	WLAN	8.82	-6.15
10704	AAC	IEEE 802.11ax (40MHz, MCS9, 90pc duty cycle)	WLAN	8.56	-6.15
10705	AAC	IEEE 802.11ax (40MHz, MCS10, 90pc duty cycle)	WLAN	8.69	-6.16
10706	AAC	IEEE 802.11ax (40MHz, MCS11, 90pc duty cycle)	WLAN	8.66	-6.18
10707	AAC	IEEE 802.11ax (40MHz, MCS0, 99pc duty cycle)	WLAN	8.32	-20.01
10708	AAC	IEEE 802.11ax (40MHz, MCS1, 99pc duty cycle)	WLAN	8.55	-18.61
10709	AAC	IEEE 802.11ax (40MHz, MCS2, 99pc duty cycle)	WLAN	8.33	-18.46
10710	AAC	IEEE 802.11ax (40MHz, MCS3, 99pc duty cycle)	WLAN	8.29	-18.54
10711	AAC	IEEE 802.11ax (40MHz, MCS4, 99pc duty cycle)	WLAN	8.39	-19.40
10712	AAC	IEEE 802.11ax (40MHz, MCS5, 99pc duty cycle)	WLAN	8.67	-17.58
10713	AAC	IEEE 802.11ax (40MHz, MCS6, 99pc duty cycle)	WLAN	8.33	-19.24
10714	AAC	IEEE 802.11ax (40MHz, MCS7, 99pc duty cycle)	WLAN	8.26	-19.01
10715	AAC	IEEE 802.11ax (40MHz, MCS8, 99pc duty cycle)	WLAN	8.45	-19.04
10716	AAC	IEEE 802.11ax (40MHz, MCS9, 99pc duty cycle)	WLAN	8.30	-17.95
10717	AAC	IEEE 802.11ax (40MHz, MCS10, 99pc duty cycle)	WLAN	8.48	-18.12
10718	AAC	IEEE 802.11ax (40MHz, MCS11, 99pc duty cycle)	WLAN	8.24	-17.88
10719	AAC	IEEE 802.11ax (80MHz, MCS0, 90pc duty cycle)	WLAN	8.81	-6.04
10720	AAC	IEEE 802.11ax (80MHz, MCS1, 90pc duty cycle)	WLAN	8.87	-6.84
10721	AAC	IEEE 802.11ax (80MHz, MCS2, 90pc duty cycle)	WLAN	8.76	-7.16
10722	AAC	IEEE 802.11ax (80MHz, MCS3, 90pc duty cycle)	WLAN	8.55	-7.57
10723	AAC	IEEE 802.11ax (80MHz, MCS4, 90pc duty cycle)	WLAN	8.70	-7.09
10724	AAC	IEEE 802.11ax (80MHz, MCS5, 90pc duty cycle)	WLAN	8.90	-7.57
10725	AAC	IEEE 802.11ax (80MHz, MCS6, 90pc duty cycle)	WLAN	8.74	-7.16
10726	AAC	IEEE 802.11ax (80MHz, MCS7, 90pc duty cycle)	WLAN	8.72	-7.10
10727	AAC	IEEE 802.11ax (80MHz, MCS8, 90pc duty cycle)	WLAN	8.66	-7.09
10728	AAC	IEEE 802.11ax (80MHz, MCS9, 90pc duty cycle)	WLAN	8.65	-7.19
10729	AAC	IEEE 802.11ax (80MHz, MCS10, 90pc duty cycle)	WLAN	8.64	-7.17
10730	AAC	IEEE 802.11ax (80MHz, MCS11, 90pc duty cycle)	WLAN	8.67	-7.12
10731	AAC	IEEE 802.11ax (80MHz, MCS0, 99pc duty cycle)	WLAN	8.42	-23.60
10732	AAC	IEEE 802.11ax (80MHz, MCS1, 99pc duty cycle)	WLAN	8.46	-23.45
10733	AAC	IEEE 802.11ax (80MHz, MCS2, 99pc duty cycle)	WLAN	8.40	-25.61
10734	AAC	IEEE 802.11ax (80MHz, MCS3, 99pc duty cycle)	WLAN	8.25	-26.92
10735	AAC	IEEE 802.11ax (80MHz, MCS4, 99pc duty cycle)	WLAN	8.33	-24.09
10736	AAC	IEEE 802.11ax (80MHz, MCS5, 99pc duty cycle)	WLAN	8.27	-20.98
10737	AAC	IEEE 802.11ax (80MHz, MCS6, 99pc duty cycle)	WLAN	8.36	-24.90
10738	AAC	IEEE 802.11ax (80MHz, MCS7, 99pc duty cycle)	WLAN	8.42	-23.02
10739	AAC	IEEE 802.11ax (80MHz, MCS8, 99pc duty cycle)	WLAN	8.29	-23.68
10740	AAC	IEEE 802.11ax (80MHz, MCS9, 99pc duty cycle)	WLAN	8.48	-22.10
10741	AAC	IEEE 802.11ax (80MHz, MCS10, 99pc duty cycle)	WLAN	8.40	-22.36
10742	AAC	IEEE 802.11ax (80MHz, MCS11, 99pc duty cycle)	WLAN	8.43	-25.24
10743*	AAC	IEEE 802.11ax (160MHz, MCS0, 90pc duty cycle)	WLAN	8.94	-6.60
10744*	AAC	IEEE 802.11ax (160MHz, MCS1, 90pc duty cycle)	WLAN	9.16	-7.44
10745*	AAC	IEEE 802.11ax (160MHz, MCS2, 90pc duty cycle)	WLAN	8.93	-7.22
10746*	AAC	IEEE 802.11ax (160MHz, MCS3, 90pc duty cycle)	WLAN	9.11	-7.46
10747*	AAC	IEEE 802.11ax (160MHz, MCS4, 90pc duty cycle)	WLAN	9.04	-7.22
10748*	AAC	IEEE 802.11ax (160MHz, MCS5, 90pc duty cycle)	WLAN	8.93	-7.60
10749*	AAC	IEEE 802.11ax (160MHz, MCS6, 90pc duty cycle)	WLAN	8.90	-7.70
10750*	AAC	IEEE 802.11ax (160MHz, MCS7, 90pc duty cycle)	WLAN	8.79	-7.75
10751*	AAC	IEEE 802.11ax (160MHz, MCS8, 90pc duty cycle)	WLAN	8.82	-7.93
10752*	AAC	IEEE 802.11ax (160MHz, MCS9, 90pc duty cycle)	WLAN	8.81	-7.94
10753*	AAC	IEEE 802.11ax (160MHz, MCS10, 90pc duty cycle)	WLAN	9.00	-7.71
10754*	AAC	IEEE 802.11ax (160MHz, MCS11, 90pc duty cycle)	WLAN	8.94	-7.80
10755*	AAC	IEEE 802.11ax (160MHz, MCS0, 99pc duty cycle)	WLAN	8.64	-17.91
10756*	AAC	IEEE 802.11ax (160MHz, MCS1, 99pc duty cycle)	WLAN	8.77	-17.43
10757*	AAC	IEEE 802.11ax (160MHz, MCS2, 99pc duty cycle)	WLAN	8.77	-17.92
10758*	AAC	IEEE 802.11ax (160MHz, MCS3, 99pc duty cycle)	WLAN	8.69	-17.45
10759*	AAC	IEEE 802.11ax (160MHz, MCS4, 99pc duty cycle)	WLAN	8.58	-18.04
10760*	AAC	IEEE 802.11ax (160MHz, MCS5, 99pc duty cycle)	WLAN	8.49	-17.18
10761*	AAC	IEEE 802.11ax (160MHz, MCS6, 99pc duty cycle)	WLAN	8.58	-17.80
10762*	AAC	IEEE 802.11ax (160MHz, MCS7, 99pc duty cycle)	WLAN	8.49	-17.72
10763*	AAC	IEEE 802.11ax (160MHz, MCS8, 99pc duty cycle)	WLAN	8.53	-17.00
10764*	AAC	IEEE 802.11ax (160MHz, MCS9, 99pc duty cycle)	WLAN	8.54	-17.43
10765*	AAC	IEEE 802.11ax (160MHz, MCS10, 99pc duty cycle)	WLAN	8.54	-17.11
10766*	AAC	IEEE 802.11ax (160MHz, MCS11, 99pc duty cycle)	WLAN	8.51	-16.98
10767	AAE	5G NR (CP-OFDM, 1 RB, 5 MHz, QPSK, 15 kHz)	5G NR FR1 TDD	7.99	-12.18
10768	AAD	5G NR (CP-OFDM, 1 RB, 10 MHz, QPSK, 15 kHz)	5G NR FR1 TDD	8.01	-12.26
10769	AAD	5G NR (CP-OFDM, 1 RB, 15 MHz, QPSK, 15 kHz)	5G NR FR1 TDD	8.01	-12.08
10770	AAD	5G NR (CP-OFDM, 1 RB, 20 MHz, QPSK, 15 kHz)	5G NR FR1 TDD	8.02	-12.20
10771	AAD	5G NR (CP-OFDM, 1 RB, 25 MHz, QPSK, 15 kHz)	5G NR FR1 TDD	8.02	-12.22
10772	AAD	5G NR (CP-OFDM, 1 RB, 30 MHz, QPSK, 15 kHz)	5G NR FR1 TDD	8.23	-12.20
10773	AAD	5G NR (CP-OFDM, 1 RB, 40 MHz, QPSK, 15 kHz)	5G NR FR1 TDD	8.03	-12.13
10774	AAD	5G NR (CP-OFDM, 1 RB, 50 MHz, QPSK, 15 kHz)	5G NR FR1 TDD	8.02	-12.25
10775	AAD	5G NR (CP-OFDM, 50% RB, 5 MHz, QPSK, 15 kHz)	5G NR FR1 TDD	8.31	-18.51
10776	AAD	5G NR (CP-OFDM, 50% RB, 10 MHz, QPSK, 15 kHz)	5G NR FR1 TDD	8.30	-19.01
10777	AAC	5G NR (CP-OFDM, 50% RB, 15 MHz, QPSK, 15 kHz)	5G NR FR1 TDD	8.30	-19.80
10778	AAD	5G NR (CP-OFDM, 50% RB, 20 MHz, QPSK, 15 kHz)	5G NR FR1 TDD	8.34	-20.71

UID	Rev	Name	Group	PAR	MIF
10779	AAC	5G NR (CP-OFDM, 50% RB, 25 MHz, QPSK, 15 kHz)	5G NR FR1 TDD	8.42	-20.99
10780	AAD	5G NR (CP-OFDM, 50% RB, 30 MHz, QPSK, 15 kHz)	5G NR FR1 TDD	8.38	-21.75
10781	AAD	5G NR (CP-OFDM, 50% RB, 40 MHz, QPSK, 15 kHz)	5G NR FR1 TDD	8.38	-22.40
10782	AAD	5G NR (CP-OFDM, 50% RB, 50 MHz, QPSK, 15 kHz)	5G NR FR1 TDD	8.43	-23.16
10783	AAE	5G NR (CP-OFDM, 100% RB, 5 MHz, QPSK, 15 kHz)	5G NR FR1 TDD	8.31	-18.84
10784	AAD	5G NR (CP-OFDM, 100% RB, 10 MHz, QPSK, 15 kHz)	5G NR FR1 TDD	8.29	-20.70
10785	AAD	5G NR (CP-OFDM, 100% RB, 15 MHz, QPSK, 15 kHz)	5G NR FR1 TDD	8.40	-21.52
10786	AAD	5G NR (CP-OFDM, 100% RB, 20 MHz, QPSK, 15 kHz)	5G NR FR1 TDD	8.35	-22.47
10787	AAD	5G NR (CP-OFDM, 100% RB, 25 MHz, QPSK, 15 kHz)	5G NR FR1 TDD	8.44	-22.72
10788	AAD	5G NR (CP-OFDM, 100% RB, 30 MHz, QPSK, 15 kHz)	5G NR FR1 TDD	8.39	-22.83
10789	AAD	5G NR (CP-OFDM, 100% RB, 40 MHz, QPSK, 15 kHz)	5G NR FR1 TDD	8.37	-23.29
10790	AAD	5G NR (CP-OFDM, 100% RB, 50 MHz, QPSK, 15 kHz)	5G NR FR1 TDD	8.39	-23.84
10791	AAE	5G NR (CP-OFDM, 1 RB, 5 MHz, QPSK, 30 kHz)	5G NR FR1 TDD	7.83	-14.39
10792	AAD	5G NR (CP-OFDM, 1 RB, 10 MHz, QPSK, 30 kHz)	5G NR FR1 TDD	7.92	-14.47
10793	AAD	5G NR (CP-OFDM, 1 RB, 15 MHz, QPSK, 30 kHz)	5G NR FR1 TDD	7.95	-14.33
10794	AAD	5G NR (CP-OFDM, 1 RB, 20 MHz, QPSK, 30 kHz)	5G NR FR1 TDD	7.82	-14.46
10795	AAD	5G NR (CP-OFDM, 1 RB, 25 MHz, QPSK, 30 kHz)	5G NR FR1 TDD	7.84	-14.35
10796	AAD	5G NR (CP-OFDM, 1 RB, 30 MHz, QPSK, 30 kHz)	5G NR FR1 TDD	7.82	-14.32
10797	AAD	5G NR (CP-OFDM, 1 RB, 40 MHz, QPSK, 30 kHz)	5G NR FR1 TDD	8.01	-14.32
10798	AAD	5G NR (CP-OFDM, 1 RB, 50 MHz, QPSK, 30 kHz)	5G NR FR1 TDD	7.89	-14.55
10799	AAD	5G NR (CP-OFDM, 1 RB, 60 MHz, QPSK, 30 kHz)	5G NR FR1 TDD	7.93	-14.45
10801	AAD	5G NR (CP-OFDM, 1 RB, 80 MHz, QPSK, 30 kHz)	5G NR FR1 TDD	7.89	-14.47
10802	AAD	5G NR (CP-OFDM, 1 RB, 90 MHz, QPSK, 30 kHz)	5G NR FR1 TDD	7.87	-14.43
10803	AAD	5G NR (CP-OFDM, 1 RB, 100 MHz, QPSK, 30 kHz)	5G NR FR1 TDD	7.93	-14.38
10805	AAD	5G NR (CP-OFDM, 50% RB, 10 MHz, QPSK, 30 kHz)	5G NR FR1 TDD	8.34	-19.83
10806	AAD	5G NR (CP-OFDM, 50% RB, 15 MHz, QPSK, 30 kHz)	5G NR FR1 TDD	8.37	-20.22
10809	AAD	5G NR (CP-OFDM, 50% RB, 30 MHz, QPSK, 30 kHz)	5G NR FR1 TDD	8.34	-21.62
10810	AAD	5G NR (CP-OFDM, 50% RB, 40 MHz, QPSK, 30 kHz)	5G NR FR1 TDD	8.34	-22.06
10812	AAD	5G NR (CP-OFDM, 50% RB, 60 MHz, QPSK, 30 kHz)	5G NR FR1 TDD	8.35	-24.16
10817	AAE	5G NR (CP-OFDM, 100% RB, 5 MHz, QPSK, 30 kHz)	5G NR FR1 TDD	8.35	-19.61
10818	AAD	5G NR (CP-OFDM, 100% RB, 10 MHz, QPSK, 30 kHz)	5G NR FR1 TDD	8.34	-21.28
10819	AAD	5G NR (CP-OFDM, 100% RB, 15 MHz, QPSK, 30 kHz)	5G NR FR1 TDD	8.33	-22.12
10820	AAD	5G NR (CP-OFDM, 100% RB, 20 MHz, QPSK, 30 kHz)	5G NR FR1 TDD	8.30	-22.76
10821	AAD	5G NR (CP-OFDM, 100% RB, 25 MHz, QPSK, 30 kHz)	5G NR FR1 TDD	8.41	-22.93
10822	AAD	5G NR (CP-OFDM, 100% RB, 30 MHz, QPSK, 30 kHz)	5G NR FR1 TDD	8.41	-23.54
10823	AAD	5G NR (CP-OFDM, 100% RB, 40 MHz, QPSK, 30 kHz)	5G NR FR1 TDD	8.36	-24.51
10824	AAD	5G NR (CP-OFDM, 100% RB, 50 MHz, QPSK, 30 kHz)	5G NR FR1 TDD	8.39	-24.80
10825	AAD	5G NR (CP-OFDM, 100% RB, 60 MHz, QPSK, 30 kHz)	5G NR FR1 TDD	8.41	-25.06
10827	AAD	5G NR (CP-OFDM, 100% RB, 80 MHz, QPSK, 30 kHz)	5G NR FR1 TDD	8.42	-25.87
10828	AAD	5G NR (CP-OFDM, 100% RB, 90 MHz, QPSK, 30 kHz)	5G NR FR1 TDD	8.43	-26.53
10829	AAD	5G NR (CP-OFDM, 100% RB, 100 MHz, QPSK, 30 kHz)	5G NR FR1 TDD	8.40	-26.60
10830	AAD	5G NR (CP-OFDM, 1 RB, 10 MHz, QPSK, 60 kHz)	5G NR FR1 TDD	7.63	-16.74
10831	AAD	5G NR (CP-OFDM, 1 RB, 15 MHz, QPSK, 60 kHz)	5G NR FR1 TDD	7.73	-16.83
10832	AAD	5G NR (CP-OFDM, 1 RB, 20 MHz, QPSK, 60 kHz)	5G NR FR1 TDD	7.74	-16.58
10833	AAD	5G NR (CP-OFDM, 1 RB, 25 MHz, QPSK, 60 kHz)	5G NR FR1 TDD	7.70	-16.65
10834	AAD	5G NR (CP-OFDM, 1 RB, 30 MHz, QPSK, 60 kHz)	5G NR FR1 TDD	7.75	-16.48
10835	AAD	5G NR (CP-OFDM, 1 RB, 40 MHz, QPSK, 60 kHz)	5G NR FR1 TDD	7.70	-16.85
10836	AAD	5G NR (CP-OFDM, 1 RB, 50 MHz, QPSK, 60 kHz)	5G NR FR1 TDD	7.66	-16.56
10837	AAD	5G NR (CP-OFDM, 1 RB, 60 MHz, QPSK, 60 kHz)	5G NR FR1 TDD	7.68	-16.85
10839	AAD	5G NR (CP-OFDM, 1 RB, 80 MHz, QPSK, 60 kHz)	5G NR FR1 TDD	7.70	-16.71
10840	AAD	5G NR (CP-OFDM, 1 RB, 90 MHz, QPSK, 60 kHz)	5G NR FR1 TDD	7.67	-16.57
10841	AAD	5G NR (CP-OFDM, 1 RB, 100 MHz, QPSK, 60 kHz)	5G NR FR1 TDD	7.71	-16.46
10843	AAD	5G NR (CP-OFDM, 50% RB, 15 MHz, QPSK, 60 kHz)	5G NR FR1 TDD	8.49	-20.86
10844	AAD	5G NR (CP-OFDM, 50% RB, 20 MHz, QPSK, 60 kHz)	5G NR FR1 TDD	8.34	-21.97
10846	AAD	5G NR (CP-OFDM, 50% RB, 30 MHz, QPSK, 60 kHz)	5G NR FR1 TDD	8.41	-22.29
10854	AAD	5G NR (CP-OFDM, 100% RB, 10 MHz, QPSK, 60 kHz)	5G NR FR1 TDD	8.34	-21.22
10855	AAD	5G NR (CP-OFDM, 100% RB, 15 MHz, QPSK, 60 kHz)	5G NR FR1 TDD	8.36	-22.79
10856	AAD	5G NR (CP-OFDM, 100% RB, 20 MHz, QPSK, 60 kHz)	5G NR FR1 TDD	8.37	-23.39
10857	AAD	5G NR (CP-OFDM, 100% RB, 25 MHz, QPSK, 60 kHz)	5G NR FR1 TDD	8.35	-23.88
10858	AAD	5G NR (CP-OFDM, 100% RB, 30 MHz, QPSK, 60 kHz)	5G NR FR1 TDD	8.36	-24.52
10859	AAD	5G NR (CP-OFDM, 100% RB, 40 MHz, QPSK, 60 kHz)	5G NR FR1 TDD	8.34	-24.92
10860	AAD	5G NR (CP-OFDM, 100% RB, 50 MHz, QPSK, 60 kHz)	5G NR FR1 TDD	8.41	-25.11
10861	AAD	5G NR (CP-OFDM, 100% RB, 60 MHz, QPSK, 60 kHz)	5G NR FR1 TDD	8.40	-25.74
10863	AAD	5G NR (CP-OFDM, 100% RB, 80 MHz, QPSK, 60 kHz)	5G NR FR1 TDD	8.41	-26.63
10864	AAD	5G NR (CP-OFDM, 100% RB, 90 MHz, QPSK, 60 kHz)	5G NR FR1 TDD	8.37	-27.49
10865	AAD	5G NR (CP-OFDM, 100% RB, 100 MHz, QPSK, 60 kHz)	5G NR FR1 TDD	8.41	-26.96
10866	AAD	5G NR (DFT-s-OFDM, 1 RB, 100 MHz, QPSK, 30 kHz)	5G NR FR1 TDD	5.68	-16.69
10868	AAD	5G NR (DFT-s-OFDM, 100% RB, 100 MHz, QPSK, 30 kHz)	5G NR FR1 TDD	5.89	-20.47
10869	AAE	5G NR (DFT-s-OFDM, 1 RB, 100 MHz, QPSK, 120 kHz)	5G NR FR2 TDD	5.75	-19.60
10870	AAE	5G NR (DFT-s-OFDM, 100% RB, 100 MHz, QPSK, 120 kHz)	5G NR FR2 TDD	5.86	-28.74
10871	AAE	5G NR (DFT-s-OFDM, 1 RB, 100 MHz, 16QAM, 120 kHz)	5G NR FR2 TDD	5.75	-19.60
10872	AAE	5G NR (DFT-s-OFDM, 100% RB, 100 MHz, 16QAM, 120 kHz)	5G NR FR2 TDD	6.52	-25.81
10873	AAE	5G NR (DFT-s-OFDM, 1 RB, 100 MHz, 64QAM, 120 kHz)	5G NR FR2 TDD	6.61	-17.01
10874	AAE	5G NR (DFT-s-OFDM, 100% RB, 100 MHz, 64QAM, 120 kHz)	5G NR FR2 TDD	6.65	-26.14
10875	AAE	5G NR (CP-OFDM, 1 RB, 100 MHz, QPSK, 120 kHz)	5G NR FR2 TDD	7.78	-18.27
10876	AAE	5G NR (CP-OFDM, 100% RB, 100 MHz, QPSK, 120 kHz)	5G NR FR2 TDD	8.39	-27.31
10877	AAE	5G NR (CP-OFDM, 1 RB, 100 MHz, 16QAM, 120 kHz)	5G NR FR2 TDD	7.95	-16.50
10878	AAE	5G NR (CP-OFDM, 100% RB, 100 MHz, 16QAM, 120 kHz)	5G NR FR2 TDD	8.41	-26.23
10879	AAE	5G NR (CP-OFDM, 1 RB, 100 MHz, 64QAM, 120 kHz)	5G NR FR2 TDD	8.12	-17.11
10880	AAE	5G NR (CP-OFDM, 100% RB, 100 MHz, 64QAM, 120 kHz)	5G NR FR2 TDD	8.38	-25.83
10881	AAE	5G NR (DFT-s-OFDM, 1 RB, 50 MHz, QPSK, 120 kHz)	5G NR FR2 TDD	5.75	-19.60
10882	AAE	5G NR (DFT-s-OFDM, 100% RB, 50 MHz, QPSK, 120 kHz)	5G NR FR2 TDD	5.96	-27.79
10883	AAE	5G NR (DFT-s-OFDM, 1 RB, 50 MHz, 16QAM, 120 kHz)	5G NR FR2 TDD	6.57	-17.02

UID	Rev	Name	Group	PAR	MIF
10884	AAE	5G NR (DFT-s-OFDM, 100% RB, 50 MHz, 16QAM, 120 kHz)	5G NR FR2 TDD	6.53	-24.59
10885	AAE	5G NR (DFT-s-OFDM, 1 RB, 50 MHz, 64QAM, 120 kHz)	5G NR FR2 TDD	6.61	-17.01
10886	AAE	5G NR (DFT-s-OFDM, 100% RB, 50 MHz, 64QAM, 120 kHz)	5G NR FR2 TDD	6.65	-24.53
10887	AAE	5G NR (CP-OFDM, 1 RB, 50 MHz, QPSK, 120 kHz)	5G NR FR2 TDD	7.78	-18.54
10888	AAE	5G NR (CP-OFDM, 100% RB, 50 MHz, QPSK, 120 kHz)	5G NR FR2 TDD	8.35	-25.78
10889	AAE	5G NR (CP-OFDM, 1 RB, 50 MHz, 16QAM, 120 kHz)	5G NR FR2 TDD	8.02	-16.37
10890	AAE	5G NR (CP-OFDM, 100% RB, 50 MHz, 16QAM, 120 kHz)	5G NR FR2 TDD	8.40	-23.93
10891	AAE	5G NR (CP-OFDM, 1 RB, 50 MHz, 64QAM, 120 kHz)	5G NR FR2 TDD	8.13	-17.02
10892	AAE	5G NR (CP-OFDM, 100% RB, 50 MHz, 64QAM, 120 kHz)	5G NR FR2 TDD	8.41	-23.75
10893	AAB	MIT5 (3pi Sinc, 400ms, 3ms)	MRI	26.73	19.99
10894	AAA	MIT5 (6pi Sinc, 3.69ms, 0.8ms)	MRI	17.50	6.16
10895	AAA	MIT5 (3pi Sinc, 100ms, 2ms)	MRI	24.58	16.38
10896	AAA	MRI (Square, 2ms, 0.8ms)	MRI	3.98	-0.27
10897	AAC	5G NR (DFT-s-OFDM, 1 RB, 5 MHz, QPSK, 30 kHz)	5G NR FR1 TDD	5.66	-16.67
10898	AAB	5G NR (DFT-s-OFDM, 1 RB, 10 MHz, QPSK, 30 kHz)	5G NR FR1 TDD	5.67	-16.68
10899	AAB	5G NR (DFT-s-OFDM, 1 RB, 15 MHz, QPSK, 30 kHz)	5G NR FR1 TDD	5.67	-16.68
10900	AAB	5G NR (DFT-s-OFDM, 1 RB, 20 MHz, QPSK, 30 kHz)	5G NR FR1 TDD	5.68	-16.68
10901	AAB	5G NR (DFT-s-OFDM, 1 RB, 25 MHz, QPSK, 30 kHz)	5G NR FR1 TDD	5.68	-16.68
10902	AAB	5G NR (DFT-s-OFDM, 1 RB, 30 MHz, QPSK, 30 kHz)	5G NR FR1 TDD	5.68	-16.68
10903	AAB	5G NR (DFT-s-OFDM, 1 RB, 40 MHz, QPSK, 30 kHz)	5G NR FR1 TDD	5.68	-16.68
10904	AAB	5G NR (DFT-s-OFDM, 1 RB, 50 MHz, QPSK, 30 kHz)	5G NR FR1 TDD	5.68	-16.68
10905	AAB	5G NR (DFT-s-OFDM, 1 RB, 60 MHz, QPSK, 30 kHz)	5G NR FR1 TDD	5.68	-16.68
10906	AAB	5G NR (DFT-s-OFDM, 1 RB, 80 MHz, QPSK, 30 kHz)	5G NR FR1 TDD	5.68	-16.69
10907	AAC	5G NR (DFT-s-OFDM, 50% RB, 5 MHz, QPSK, 30 kHz)	5G NR FR1 TDD	5.78	-19.09
10908	AAB	5G NR (DFT-s-OFDM, 50% RB, 10 MHz, QPSK, 30 kHz)	5G NR FR1 TDD	5.93	-19.67
10909	AAB	5G NR (DFT-s-OFDM, 50% RB, 15 MHz, QPSK, 30 kHz)	5G NR FR1 TDD	5.96	-20.01
10910	AAB	5G NR (DFT-s-OFDM, 50% RB, 20 MHz, QPSK, 30 kHz)	5G NR FR1 TDD	5.83	-20.30
10911	AAB	5G NR (DFT-s-OFDM, 50% RB, 25 MHz, QPSK, 30 kHz)	5G NR FR1 TDD	5.93	-20.40
10912	AAB	5G NR (DFT-s-OFDM, 50% RB, 30 MHz, QPSK, 30 kHz)	5G NR FR1 TDD	5.84	-20.39
10913	AAB	5G NR (DFT-s-OFDM, 50% RB, 40 MHz, QPSK, 30 kHz)	5G NR FR1 TDD	5.84	-20.15
10914	AAB	5G NR (DFT-s-OFDM, 50% RB, 50 MHz, QPSK, 30 kHz)	5G NR FR1 TDD	5.85	-20.27
10915	AAB	5G NR (DFT-s-OFDM, 50% RB, 60 MHz, QPSK, 30 kHz)	5G NR FR1 TDD	5.83	-20.44
10916	AAB	5G NR (DFT-s-OFDM, 50% RB, 80 MHz, QPSK, 30 kHz)	5G NR FR1 TDD	5.87	-20.49
10917	AAB	5G NR (DFT-s-OFDM, 50% RB, 100 MHz, QPSK, 30 kHz)	5G NR FR1 TDD	5.94	-20.29
10918	AAC	5G NR (DFT-s-OFDM, 100% RB, 5 MHz, QPSK, 30 kHz)	5G NR FR1 TDD	5.86	-20.12
10919	AAB	5G NR (DFT-s-OFDM, 100% RB, 10 MHz, QPSK, 30 kHz)	5G NR FR1 TDD	5.86	-20.43
10920	AAB	5G NR (DFT-s-OFDM, 100% RB, 15 MHz, QPSK, 30 kHz)	5G NR FR1 TDD	5.87	-20.38
10921	AAB	5G NR (DFT-s-OFDM, 100% RB, 20 MHz, QPSK, 30 kHz)	5G NR FR1 TDD	5.84	-20.14
10922	AAB	5G NR (DFT-s-OFDM, 100% RB, 25 MHz, QPSK, 30 kHz)	5G NR FR1 TDD	5.82	-20.26
10923	AAB	5G NR (DFT-s-OFDM, 100% RB, 30 MHz, QPSK, 30 kHz)	5G NR FR1 TDD	5.84	-20.39
10924	AAB	5G NR (DFT-s-OFDM, 100% RB, 40 MHz, QPSK, 30 kHz)	5G NR FR1 TDD	5.84	-20.45
10925	AAB	5G NR (DFT-s-OFDM, 100% RB, 50 MHz, QPSK, 30 kHz)	5G NR FR1 TDD	5.95	-20.23
10926	AAB	5G NR (DFT-s-OFDM, 100% RB, 60 MHz, QPSK, 30 kHz)	5G NR FR1 TDD	5.84	-20.48
10927	AAB	5G NR (DFT-s-OFDM, 100% RB, 80 MHz, QPSK, 30 kHz)	5G NR FR1 TDD	5.94	-20.32
10928	AAC	5G NR (DFT-s-OFDM, 1 RB, 5 MHz, QPSK, 15 kHz)	5G NR FR1 FDD	5.52	-15.06
10929	AAC	5G NR (DFT-s-OFDM, 1 RB, 10 MHz, QPSK, 15 kHz)	5G NR FR1 FDD	5.52	-15.06
10930	AAC	5G NR (DFT-s-OFDM, 1 RB, 15 MHz, QPSK, 15 kHz)	5G NR FR1 FDD	5.52	-15.06
10931	AAC	5G NR (DFT-s-OFDM, 1 RB, 20 MHz, QPSK, 15 kHz)	5G NR FR1 FDD	5.51	-15.06
10932	AAC	5G NR (DFT-s-OFDM, 1 RB, 25 MHz, QPSK, 15 kHz)	5G NR FR1 FDD	5.51	-15.06
10933	AAC	5G NR (DFT-s-OFDM, 1 RB, 30 MHz, QPSK, 15 kHz)	5G NR FR1 FDD	5.51	-15.06
10934	AAC	5G NR (DFT-s-OFDM, 1 RB, 40 MHz, QPSK, 15 kHz)	5G NR FR1 FDD	5.51	-15.07
10935	AAD	5G NR (DFT-s-OFDM, 1 RB, 50 MHz, QPSK, 15 kHz)	5G NR FR1 FDD	5.51	-15.07
10936	AAC	5G NR (DFT-s-OFDM, 50% RB, 5 MHz, QPSK, 15 kHz)	5G NR FR1 FDD	5.90	-17.91
10937	AAC	5G NR (DFT-s-OFDM, 50% RB, 10 MHz, QPSK, 15 kHz)	5G NR FR1 FDD	5.77	-18.38
10938	AAC	5G NR (DFT-s-OFDM, 50% RB, 15 MHz, QPSK, 15 kHz)	5G NR FR1 FDD	5.90	-18.58
10939	AAC	5G NR (DFT-s-OFDM, 50% RB, 20 MHz, QPSK, 15 kHz)	5G NR FR1 FDD	5.82	-18.65
10940	AAC	5G NR (DFT-s-OFDM, 50% RB, 25 MHz, QPSK, 15 kHz)	5G NR FR1 FDD	5.89	-18.65
10941	AAC	5G NR (DFT-s-OFDM, 50% RB, 30 MHz, QPSK, 15 kHz)	5G NR FR1 FDD	5.83	-18.66
10942	AAC	5G NR (DFT-s-OFDM, 50% RB, 40 MHz, QPSK, 15 kHz)	5G NR FR1 FDD	5.85	-18.71
10943	AAD	5G NR (DFT-s-OFDM, 50% RB, 50 MHz, QPSK, 15 kHz)	5G NR FR1 FDD	5.95	-18.52
10944	AAC	5G NR (DFT-s-OFDM, 100% RB, 5 MHz, QPSK, 15 kHz)	5G NR FR1 FDD	5.81	-18.38
10945	AAC	5G NR (DFT-s-OFDM, 100% RB, 10 MHz, QPSK, 15 kHz)	5G NR FR1 FDD	5.85	-18.65
10946	AAC	5G NR (DFT-s-OFDM, 100% RB, 15 MHz, QPSK, 15 kHz)	5G NR FR1 FDD	5.83	-18.70
10947	AAC	5G NR (DFT-s-OFDM, 100% RB, 20 MHz, QPSK, 15 kHz)	5G NR FR1 FDD	5.87	-18.60
10948	AAC	5G NR (DFT-s-OFDM, 100% RB, 25 MHz, QPSK, 15 kHz)	5G NR FR1 FDD	5.94	-18.50
10949	AAC	5G NR (DFT-s-OFDM, 100% RB, 30 MHz, QPSK, 15 kHz)	5G NR FR1 FDD	5.87	-18.85
10950	AAC	5G NR (DFT-s-OFDM, 100% RB, 40 MHz, QPSK, 15 kHz)	5G NR FR1 FDD	5.94	-18.50
10951	AAD	5G NR (DFT-s-OFDM, 100% RB, 50 MHz, QPSK, 15 kHz)	5G NR FR1 FDD	5.92	-18.56
10952	AAA	5G NR DL (CP-OFDM, TM 3.1, 5 MHz, 64-QAM, 15 kHz)	5G NR FR1 FDD	8.25	-16.10
10953	AAA	5G NR DL (CP-OFDM, TM 3.1, 10 MHz, 64-QAM, 15 kHz)	5G NR FR1 FDD	8.15	-18.27
10954	AAA	5G NR DL (CP-OFDM, TM 3.1, 15 MHz, 64-QAM, 15 kHz)	5G NR FR1 FDD	8.23	-20.40
10955	AAA	5G NR DL (CP-OFDM, TM 3.1, 20 MHz, 64-QAM, 15 kHz)	5G NR FR1 FDD	8.42	-22.55
10956	AAA	5G NR DL (CP-OFDM, TM 3.1, 5 MHz, 64-QAM, 30 kHz)	5G NR FR1 FDD	8.14	-16.37
10957	AAA	5G NR DL (CP-OFDM, TM 3.1, 10 MHz, 64-QAM, 30 kHz)	5G NR FR1 FDD	8.31	-18.08
10958	AAA	5G NR DL (CP-OFDM, TM 3.1, 15 MHz, 64-QAM, 30 kHz)	5G NR FR1 FDD	8.61	-20.42
10959	AAA	5G NR DL (CP-OFDM, TM 3.1, 20 MHz, 64-QAM, 30 kHz)	5G NR FR1 FDD	8.33	-22.82
10960	AAC	5G NR DL (CP-OFDM, TM 3.1, 5 MHz, 64-QAM, 15 kHz)	5G NR FR1 TDD	9.32	-4.24
10961	AAB	5G NR DL (CP-OFDM, TM 3.1, 10 MHz, 64-QAM, 15 kHz)	5G NR FR1 TDD	9.36	-4.22
10962	AAB	5G NR DL (CP-OFDM, TM 3.1, 15 MHz, 64-QAM, 15 kHz)	5G NR FR1 TDD	9.40	-4.22
10963	AAB	5G NR DL (CP-OFDM, TM 3.1, 20 MHz, 64-QAM, 15 kHz)	5G NR FR1 TDD	9.55	-4.23
10964	AAC	5G NR DL (CP-OFDM, TM 3.1, 5 MHz, 64-QAM, 30 kHz)	5G NR FR1 TDD	9.29	-4.24
10965	AAB	5G NR DL (CP-OFDM, TM 3.1, 10 MHz, 64-QAM, 30 kHz)	5G NR FR1 TDD	9.37	-4.23
10966	AAB	5G NR DL (CP-OFDM, TM 3.1, 15 MHz, 64-QAM, 30 kHz)	5G NR FR1 TDD	9.55	-4.22

UID	Rev	Name	Group	PAR	MIF
10967	AAB	5G NR DL (CP-OFDM, TM 3.1, 20 MHz, 64-QAM, 30 kHz)	5G NR FR1 TDD	9.42	-4.23
10968	AAB	5G NR DL (CP-OFDM, TM 3.1, 100 MHz, 64-QAM, 30 kHz)	5G NR FR1 TDD	9.49	-4.23
10972	AAB	5G NR (CP-OFDM, 1 RB, 20 MHz, QPSK, 15 kHz)	5G NR FR1 TDD	11.59	-1.65
10973	AAB	5G NR (DFT-s-OFDM, 1 RB, 100 MHz, QPSK, 30 kHz)	5G NR FR1 TDD	9.06	-1.64
10974	AAB	5G NR (CP-OFDM, 100% RB, 100 MHz, 256-QAM, 30 kHz)	5G NR FR1 TDD	10.28	-3.48
10975	AAA	MRI (RT Prot sat)	MRI	14.37	6.97
10976	AAA	MRI (RT Prot no sat)	MRI	14.05	6.74
10977	AAA	MRI (pi Sinc, 20ms, 2ms)	MRI	16.24	8.47
10978	AAA	ULLA BDR	ULLA	1.16	-3.98
10979	AAA	ULLA HDR4	ULLA	8.58	0.89
10980	AAA	ULLA HDR8	ULLA	10.32	2.43
10981	AAA	ULLA HDRp4	ULLA	3.19	-5.68
10982	AAA	ULLA HDRp8	ULLA	3.43	-5.57
10983	AAA	5G NR DL (CP-OFDM, TM 3.1, 40 MHz, 64-QAM, 15 kHz)	5G NR FR1 TDD	9.31	-4.23
10984	AAA	5G NR DL (CP-OFDM, TM 3.1, 50 MHz, 64-QAM, 15 kHz)	5G NR FR1 TDD	9.42	-4.23
10985	AAA	5G NR DL (CP-OFDM, TM 3.1, 40 MHz, 64-QAM, 30 kHz)	5G NR FR1 TDD	9.54	-4.23
10986	AAA	5G NR DL (CP-OFDM, TM 3.1, 50 MHz, 64-QAM, 30 kHz)	5G NR FR1 TDD	9.50	-4.23
10987	AAA	5G NR DL (CP-OFDM, TM 3.1, 60 MHz, 64-QAM, 30 kHz)	5G NR FR1 TDD	9.53	-4.23
10988	AAA	5G NR DL (CP-OFDM, TM 3.1, 70 MHz, 64-QAM, 30 kHz)	5G NR FR1 TDD	9.38	-4.23
10989	AAA	5G NR DL (CP-OFDM, TM 3.1, 80 MHz, 64-QAM, 30 kHz)	5G NR FR1 TDD	9.33	-4.23
10990	AAA	5G NR DL (CP-OFDM, TM 3.1, 90 MHz, 64-QAM, 30 kHz)	5G NR FR1 TDD	9.52	-4.23
10991	AAA	MRI (2pi Sinc, 5.1ms, 1.5232ms)	MRI	11.49	4.25
10992	AAA	MRI (2pi Sinc, 9.1ms, 3ms)	MRI	12.77	5.27

* Available only as part of SMC (Sensor Model Calibration) package

**Calibration Laboratory of
Schmid & Partner
Engineering AG**
Zeughausstrasse 43, 8004 Zurich, Switzerland

Name: **CW**

Group: CW
UID: 0-

PAR: ¹ **0.00 dB**
MIF: ² **-99.00 dB**

Standard Reference: Generic Sample (CW)
Category: Continuous Waveform
Modulation: Not applicable
Frequency Band:

- MRI 1.5T (59.0 - 69.0 MHz)
- MRI 3T (123.0 - 133.0 MHz)
- D300 (300.0 MHz)
- D400 (400.0 MHz)
- D450 (450.0 MHz)
- D600V3 (600.0 MHz)
- D750 (750.0 MHz)
- D835 (835.0 MHz)
- D900 (900.0 MHz)
- D1450 (1450.0 MHz)
- D1500 (1500.0 MHz)
- D1640 (1640.0 MHz)
- D1750 (1750.0 MHz)
- D1765 (1765.0 MHz)
- D1800 (1800.0 MHz)
- D1900 (1900.0 MHz)
- D1950 (1950.0 MHz)
- D2000 (2000.0 MHz)
- D2100 (2100.0 MHz)
- D2300 (2300.0 MHz)
- D2450 (2450.0 MHz)
- D2550V2 (2250.0 MHz)
- D2600 (2600.0 MHz)
- D3000 (3000.0 MHz)
- D3300V2 (3300.0 MHz)
- D3500 (3500.0 MHz)
- D3700 (3700.0 MHz)
- D5GHz (5000.0 - 6000.0 MHz)
- CD700 (700.0 MHz)
- CD835 (835.0 MHz)
- CD1880 (1880.0 MHz)
- CD2150 (2150.0 MHz)
- CD2450 (2450.0 MHz)
- CD2600V3 (2600.0 MHz)
- CD3500V3 (3500.0 MHz)
- CD5500V3 (5500.0 MHz)
- ITD700 (700.0 MHz)
- ITD835 (835.0 MHz)
- ITD1880 (1880.0 MHz)
- ITD2150 (2150.0 MHz)
- ITD2600 (2600.0 MHz)
- ITD3500 (3500.0 MHz)
- ITD5500 (5000.0 - 5900.0 MHz)
- CLA30 (30.0 MHz)
- CLA64 (64.0 MHz)
- CLA128 (128.0 MHz)
- CLA150 (150.0 MHz)
- CLA220 (220.0 MHz)
- FullSpan (0.0 - 6000.0 MHz)
- Validation band (0.0 - 6000.0 MHz)
- CLA (9.0 - 19.0 MHz)
- CLA6 (4.0 - 9.0 MHz)
- D850 (800 - 900 MHz)
- D1300 (1250 - 1350 MHz)
- D3900 (3850 - 3950 MHz)
- D4200 (4150 - 4250 MHz)
- D4600 (4550 - 4650 MHz)
- D4900 (4850 - 4950 MHz)
- D6.5GHz (6450 - 6550 MHz)
- D7GHz (6950 - 7050 MHz)
- D8GHz (7950 - 8050 MHz)
- D9GHz (8950 - 9050 MHz)

Detailed Specification: Continuous Waveform
Bandwidth: 0.0 MHz
Integration Time: 100.0 ms

¹ PAR (0.1%) in accordance with FCC KDB 971168, Section 6.0 "Measurement of the Peak-to-Average Power Ratio (PAPR)"

² Modulation Interference Factor (MIF) value valid only in conjunction with advanced probe response linearization calibration for the same communication system (same UID and version).

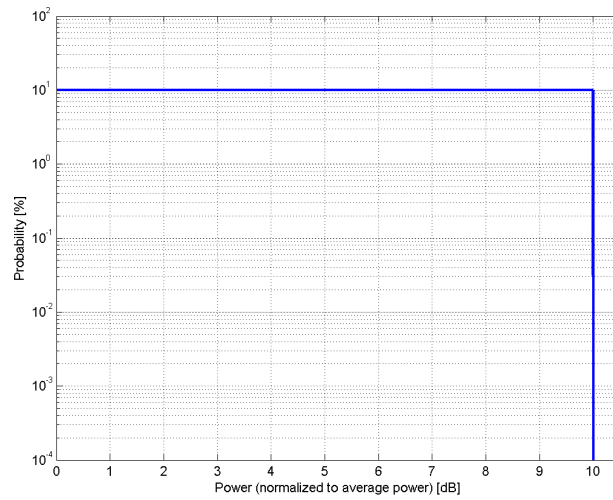
Calibration Laboratory of Schmid & Partner Engineering AG

Zeughausstrasse 43, 8004 Zurich, Switzerland

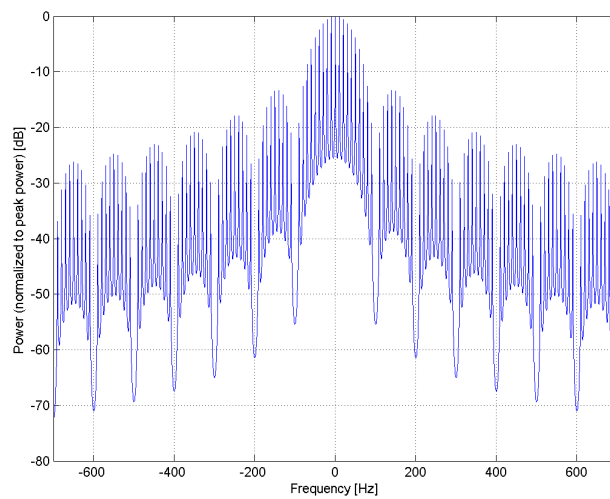
Name:	SAR Validation (Square, 100ms, 10ms)
Group:	Test
UID:	10010-CAB
PAR: ¹	10.00 dB
MIF: ²	1.67 dB
Standard Reference:	IEEE 1528-2003, Chapter 8.3.6.d), IEC 62209-2, Chapter B.3.5.d
Category:	Periodic pulsed modulation
Modulation:	AM
Frequency Band:	MRI 1.5T (59.0 - 69.0 MHz) MRI 3T (123.0 - 133.0 MHz) D300 (300.0 MHz) D400 (400.0 MHz) D450 (450.0 MHz) D600V3 (600.0 MHz) D750 (750.0 MHz) D835 (835.0 MHz) D900 (900.0 MHz) D1450 (1450.0 MHz) D1500 (1500.0 MHz) D1640 (1640.0 MHz) D1750 (1750.0 MHz) D1765 (1765.0 MHz) D1800 (1800.0 MHz) D1900 (1900.0 MHz) D1950 (1950.0 MHz) D2000 (2000.0 MHz) D2100 (2100.0 MHz) D2300 (2300.0 MHz) D2450 (2450.0 MHz) D2550V2 (2250.0 MHz) D2600 (2600.0 MHz) D3000 (3000.0 MHz) D3300V2 (3300.0 MHz) D3500 (3500.0 MHz) D3700 (3700.0 MHz) D5GHz (5000.0 - 6000.0 MHz) CD700 (700.0 MHz) CD835 (835.0 MHz) CD1880 (1880.0 MHz) CD2150 (2150.0 MHz) CD2450 (2450.0 MHz) CD2600V3 (2600.0 MHz) CD3500V3 (3500.0 MHz) CD5500V3 (5500.0 MHz) ITD700 (700.0 MHz) ITD835 (835.0 MHz) ITD1880 (1880.0 MHz) ITD2150 (2150.0 MHz) ITD2600 (2600.0 MHz) ITD3500 (3500.0 MHz) ITD5500 (5000.0 - 5900.0 MHz) CLA30 (30.0 MHz) CLA64 (64.0 MHz) CLA128 (128.0 MHz) CLA150 (150.0 MHz) CLA220 (220.0 MHz) FullSpan (0.0 - 6000.0 MHz) Validation band (0.0 - 6000.0 MHz) CLA (9.0 - 19.0 MHz) CLA6 (4.0 - 9.0 MHz) D850 (800 - 900 MHz) D1300 (1250 - 1350 MHz) D3900 (3850 - 3950 MHz) D4200 (4150 - 4250 MHz) D4600 (4550 - 4650 MHz) D4900 (4850 - 4950 MHz) D6.5GHz (6450 - 6550 MHz) D7GHz (6950 - 7050 MHz) D8GHz (7950 - 8050 MHz) D9GHz (8950 - 9050 MHz)
Detailed Specification:	pulse-modulated signal duty factor 0.1 pulse repetition 10 Hz
Bandwidth:	0.0 MHz
Integration Time:	100.0 ms

¹ PAR (0.1%) in accordance with FCC KDB 971168, Section 6.0 "Measurement of the Peak-to-Average Power Ratio (PAPR)"

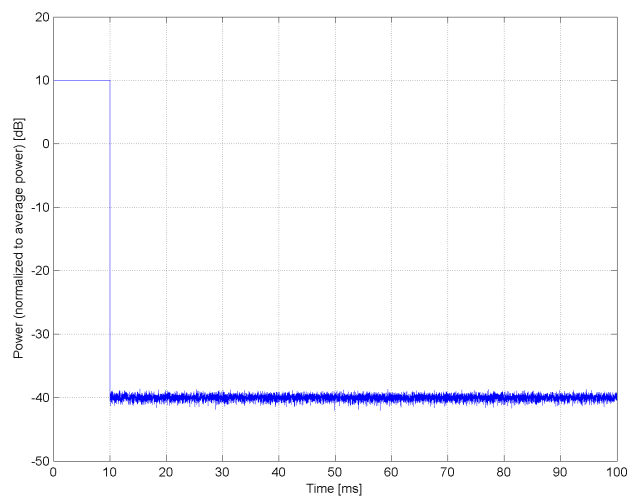
² Modulation Interference Factor (MIF) value valid only in conjunction with advanced probe response linearization calibration for the same communication system (same UID and version).



Complementary Cumulative Distribution Function (CCDF)



Frequency Domain



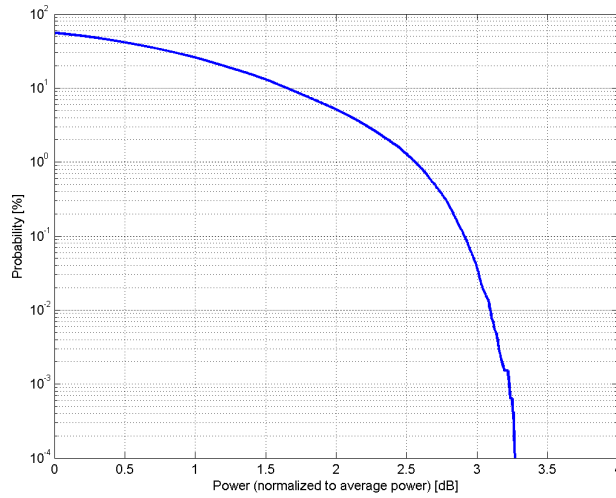
Time Domain

**Calibration Laboratory of
Schmid & Partner
Engineering AG**
Zeughausstrasse 43, 8004 Zurich, Switzerland

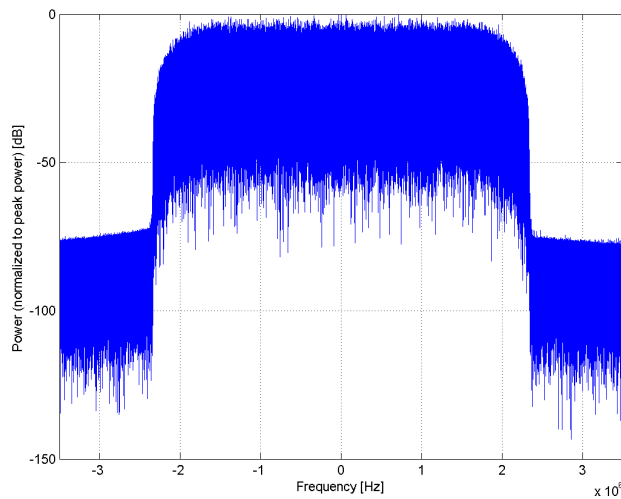
Name:	UMTS-FDD (WCDMA)
Group:	WCDMA
UID:	10011-CAC
PAR: ¹	2.91 dB
MIF: ²	-27.23 dB
Standard Reference:	3GPP TS 25.141 Annex A FCC OET KDB 941225 D01 SAR test for 3G devices v02
Category:	Random amplitude modulation
Modulation:	QPSK
Frequency Band:	Band 1 (1920.0 - 1980.0 MHz) Band 2 (1850.0 - 1910.0 MHz) Band 3 (1710.0 - 1785.0 MHz) Band 4 (1710.0 - 1755.0 MHz) Band 5 (824.0 - 849.0 MHz) Band 6 (830.0 - 840.0 MHz) Band 7 (2500.0 - 2570.0 MHz) Band 8 (880.0 - 915.0 MHz) Band 9 (1749.9 - 1784.9 MHz) Band 10 (1710.0 - 1770.0 MHz) Band 11 (1427.9 - 1452.9 MHz) Band 12 (698.0 - 716.0 MHz) Band 13 (777.0 - 787.0 MHz) Band 14 (788.0 - 798.0 MHz) Band 19 (830.0 - 845.0 MHz) Band 20 (832.0 - 862.0 MHz) Band 21 (1447.9 - 1462.9 MHz) Band 22 (3410.0 - 3490.0 MHz) Band 25 (1850.0 - 1915.0 MHz) Band 26 (814.0 - 849.0 MHz) Validation band (0.0 - 6000.0 MHz)
Detailed Specification:	Dedicated Channel Type: RMC Bitrate: 12.2 kbps DPDCH: 60 kbps DPCCH: 15 kbps DPCCH/DPDCH power ratio: -5.46 dB
Bandwidth:	5.0 MHz
Integration Time:	100.0 ms

¹ PAR (0.1%) in accordance with FCC KDB 971168, Section 6.0 "Measurement of the Peak-to-Average Power Ratio (PAPR)"

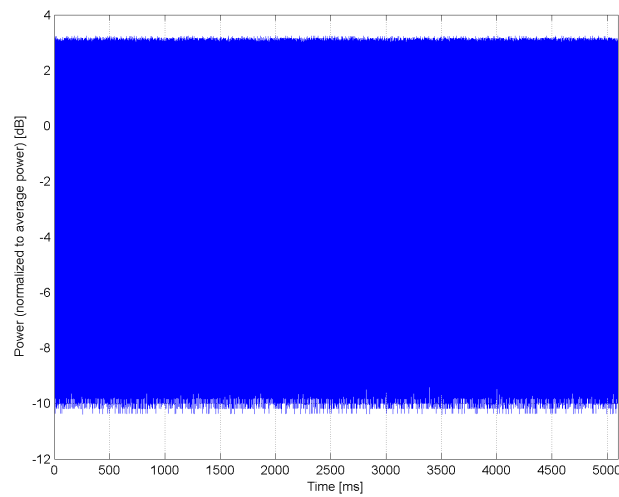
² Modulation Interference Factor (MIF) value valid only in conjunction with advanced probe response linearization calibration for the same communication system (same UID and version).



Complementary Cumulative Distribution Function (CCDF)



Frequency Domain



Time Domain

**Calibration Laboratory of
Schmid & Partner
Engineering AG**
Zeughausstrasse 43, 8004 Zurich, Switzerland

Name: **IEEE 802.11b WiFi 2.4 GHz (DSSS, 1 Mbps)**

Group: WLAN
UID: 10012-CAB

PAR: ¹ **1.87 dB**
MIF: ² **-5.90 dB**

Standard Reference: IEEE 802.11b-1999 , Part 11, FCC SAR meas for 802 11 a b g
v01r02 (248227 D01)

Category: Random amplitude modulation

Modulation: DBPSK

Frequency Band: WLAN 2.4GHz (2412.0-2484.0 MHz, 20230)

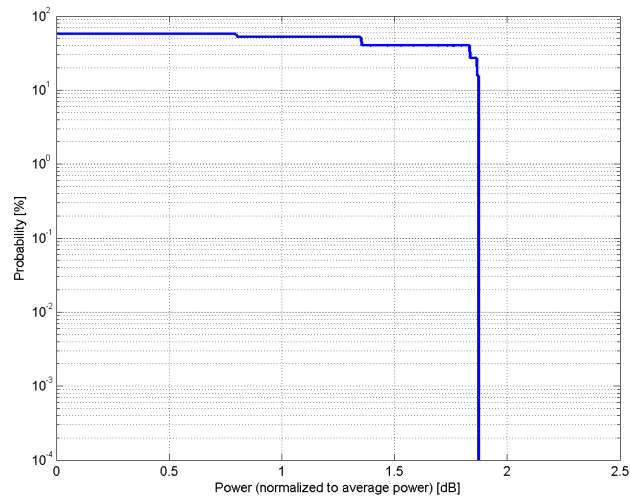
Detailed Specification: Data Rate: 1 Mbps
Spreading, Coding: DSSS, 11 Chip Barker
PPDU format: Long Preamble & Heading
PSDU Length: 1024
PSDU Data: PN9

Bandwidth: 20.0 MHz

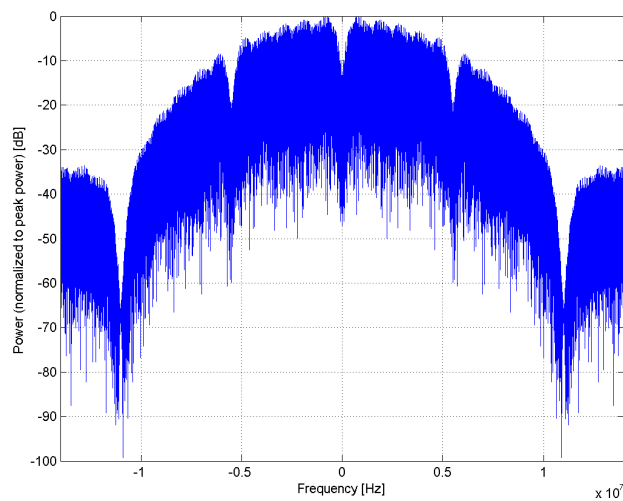
Integration Time: 9.1 ms

¹ PAR (0.1%) in accordance with FCC KDB 971168, Section 6.0 "Measurement of the Peak-to-Average Power Ratio (PAPR)"

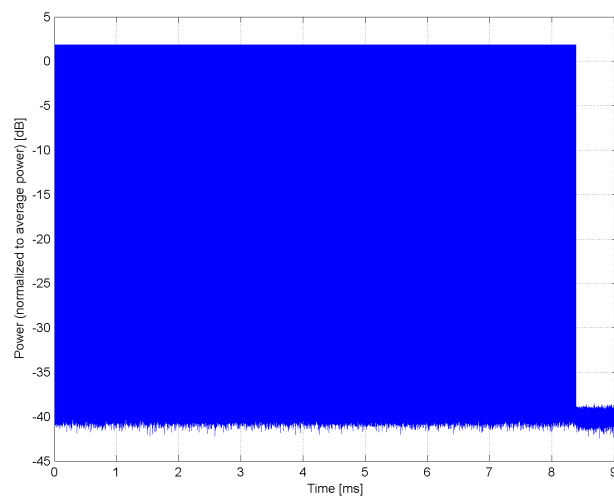
² Modulation Interference Factor (MIF) value valid only in conjunction with advanced probe response linearization calibration for the same communication system (same UID and version).



Complementary Cumulative Distribution Function (CCDF)



Frequency Domain



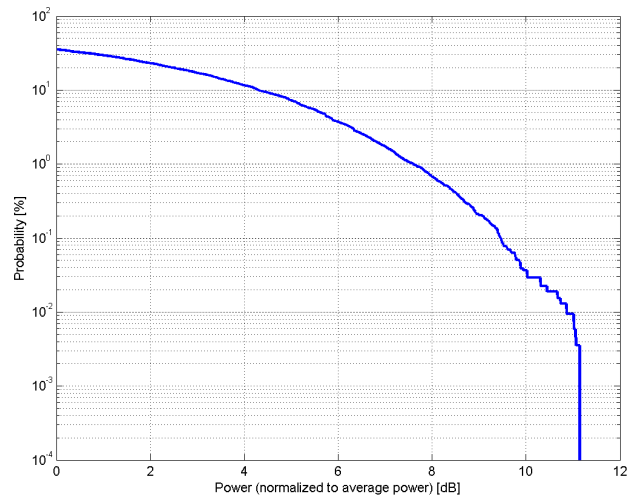
Time Domain

**Calibration Laboratory of
Schmid & Partner
Engineering AG**
Zeughausstrasse 43, 8004 Zurich, Switzerland

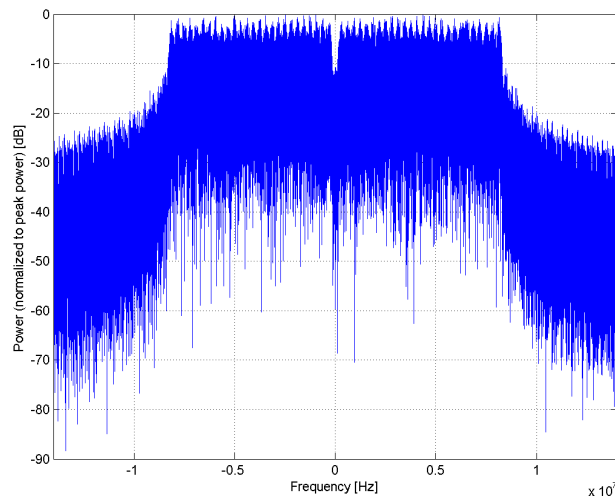
Name:	IEEE 802.11g WiFi 2.4 GHz (DSSS-OFDM, 6 Mbps)
Group:	WLAN
UID:	10013-CAB
PAR: ¹	9.46 dB
MIF: ²	-3.16 dB
Standard Reference:	IEEE 802.11g-2003 , Part 11, FCC SAR meas for 802 11 a b g v01r02 (248227 D01)
Category:	Random amplitude modulation
Modulation:	BPSK
Frequency Band:	WLAN 2.4GHz (2412.0-2484.0 MHz, 20230)
Detailed Specification:	Data Rate: 6 Mbps Coding Rate: 1/2 Coded bits per subcarrier: 1 Coded bits per OFDM symbol: 48 Data bits per OFDM symbol: 24 PSDU Length: 1000 Bytes PSDU Data: PN9
Bandwidth:	20.0 MHz
Integration Time:	2.1 ms

¹ PAR (0.1%) in accordance with FCC KDB 971168, Section 6.0 "Measurement of the Peak-to-Average Power Ratio (PAPR)"

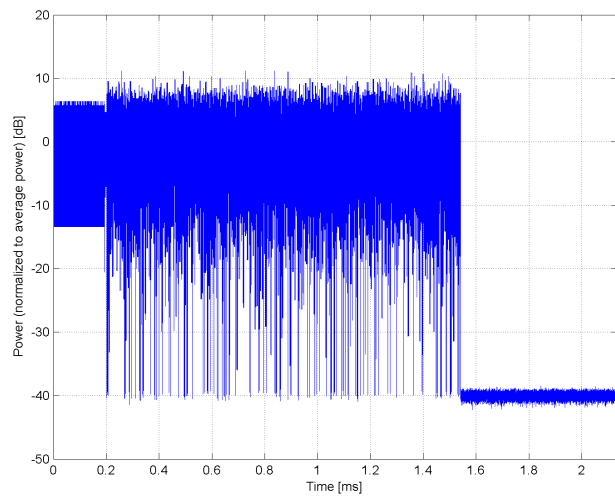
² Modulation Interference Factor (MIF) value valid only in conjunction with advanced probe response linearization calibration for the same communication system (same UID and version).



Complementary Cumulative Distribution Function (CCDF)



Frequency Domain



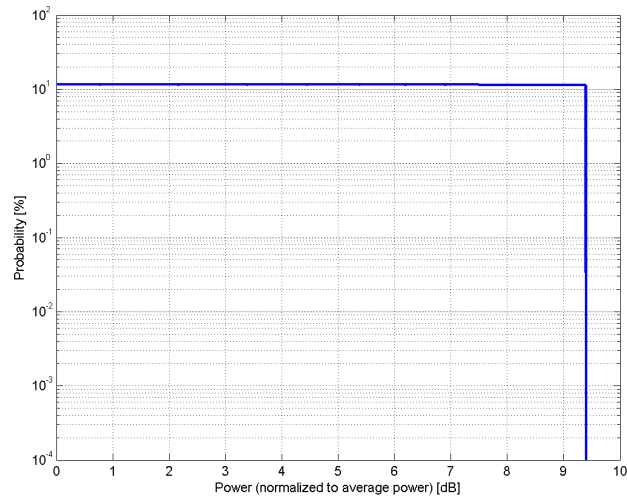
Time Domain

**Calibration Laboratory of
Schmid & Partner
Engineering AG**
Zeughausstrasse 43, 8004 Zurich, Switzerland

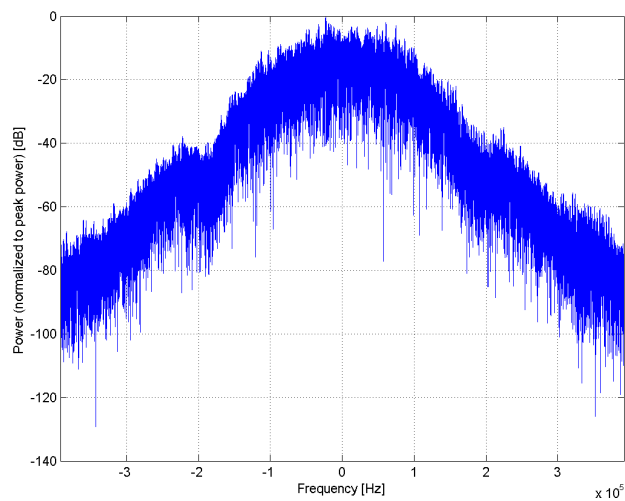
Name:	GSM-FDD (TDMA, GMSK)
Group:	GSM
UID:	10021-DAC
PAR: ¹	9.39 dB
MIF: ²	3.63 dB
Standard Reference:	ETSI TS 100 909 V8.9.0 (2005-01) FCC OET KDB 941225, D03 and D04
Category:	Periodic pulsed modulation
Modulation:	GMSK
Frequency Band:	GSM 450 (450.4 - 457.6 MHz) GSM 480 (478.8 - 486.0 MHz) GSM 710 (698.0 - 716.0 MHz) GSM 750 (747.0 - 763.0 MHz) GSM 850 (824.0 - 849.0 MHz) P-GSM 900 (890.0 - 915.0 MHz) E-GSM 900 (880.0 - 915.0 MHz) R-GSM 900 (876.0 - 915.0 MHz) DCS 1800 (1710.0 - 1785.0 MHz) PCS 1900 (1850.0 - 1910.0 MHz) ER-GSM 900 (873.0 - 915.0 MHz) Validation band (0.0 - 6000.0 MHz)
Detailed Specification:	Active Slot: TN0 Data: PN9 continuous Frame: composed out of 8 Slots Multiframe: 26th (IDLE) Frame set blank Slottype & -timing: Normal burst for GMSK
Bandwidth:	0.2 MHz
Integration Time:	120.0 ms

¹ PAR (0.1%) in accordance with FCC KDB 971168, Section 6.0 "Measurement of the Peak-to-Average Power Ratio (PAPR)"

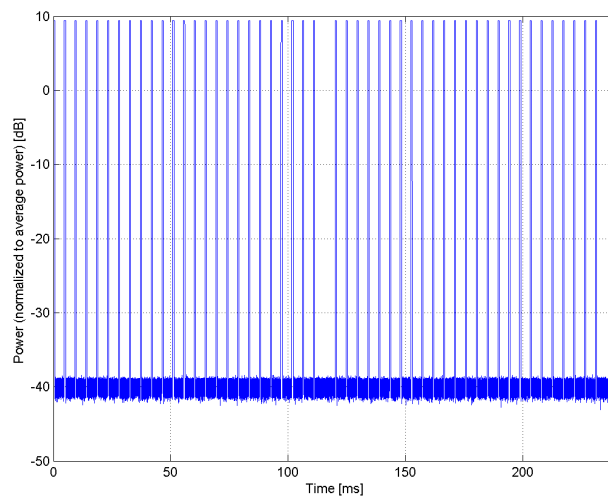
² Modulation Interference Factor (MIF) value valid only in conjunction with advanced probe response linearization calibration for the same communication system (same UID and version).



Complementary Cumulative Distribution Function (CCDF)



Frequency Domain



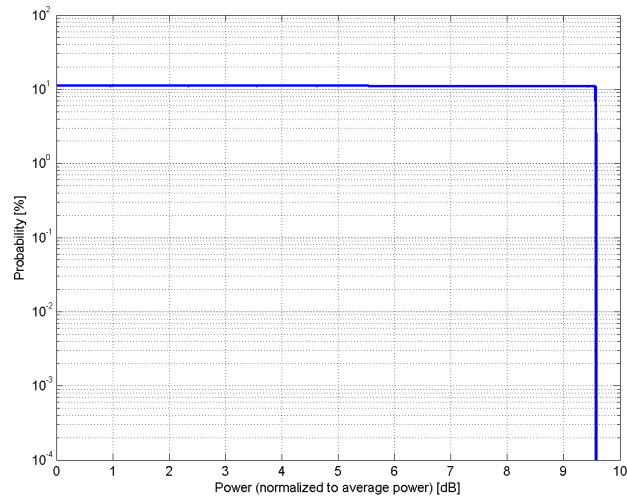
Time Domain

**Calibration Laboratory of
Schmid & Partner
Engineering AG**
Zeughausstrasse 43, 8004 Zurich, Switzerland

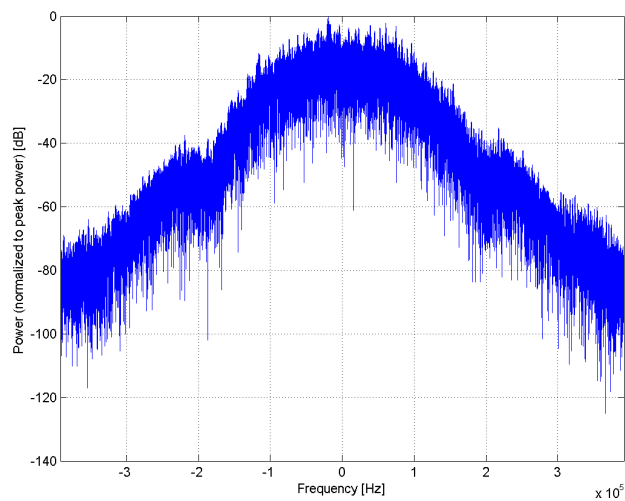
Name:	GPRS-FDD (TDMA, GMSK, TN 0)
Group:	GSM
UID:	10023-DAC
PAR: ¹	9.57 dB
MIF: ²	3.80 dB
Standard Reference:	ETSI TS 100 909 V8.9.0 (2005-01) FCC OET KDB 941225, D03 and D04
Category:	Periodic pulsed modulation
Modulation:	GMSK
Frequency Band:	GSM 450 (450.4 - 457.6 MHz) GSM 480 (478.8 - 486.0 MHz) GSM 710 (698.0 - 716.0 MHz) GSM 750 (747.0 - 763.0 MHz) GSM 850 (824.0 - 849.0 MHz) P-GSM 900 (890.0 - 915.0 MHz) E-GSM 900 (880.0 - 915.0 MHz) R-GSM 900 (876.0 - 915.0 MHz) DCS 1800 (1710.0 - 1785.0 MHz) PCS 1900 (1850.0 - 1910.0 MHz) ER-GSM 900 (873.0 - 915.0 MHz) Validation band (0.0 - 6000.0 MHz)
Detailed Specification:	Active Slot: TN0 Data: PN9 continuous Frame: composed out of 8 Slots Multiframe: 13th (PTCCH) and 26th (IDLE) Frame set blank Slottype & -timing: Normal burst for GMSK
Bandwidth:	0.2 MHz
Integration Time:	60.0 ms

¹ PAR (0.1%) in accordance with FCC KDB 971168, Section 6.0 "Measurement of the Peak-to-Average Power Ratio (PAPR)"

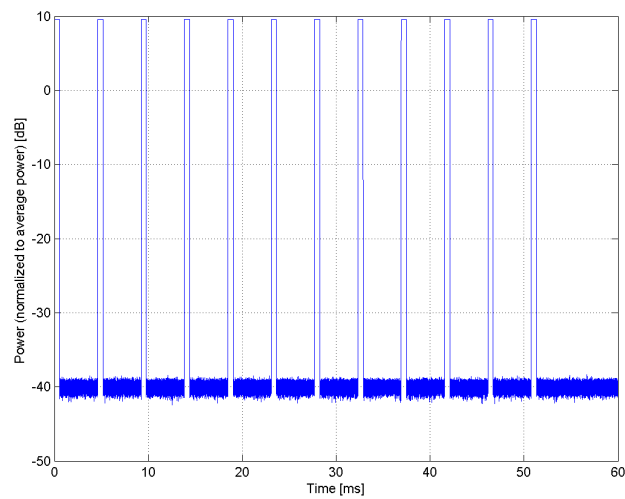
² Modulation Interference Factor (MIF) value valid only in conjunction with advanced probe response linearization calibration for the same communication system (same UID and version).



Complementary Cumulative Distribution Function (CCDF)



Frequency Domain



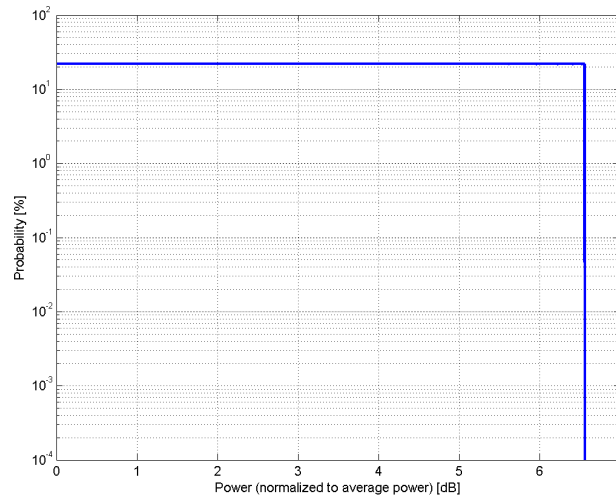
Time Domain

**Calibration Laboratory of
Schmid & Partner
Engineering AG**
Zeughausstrasse 43, 8004 Zurich, Switzerland

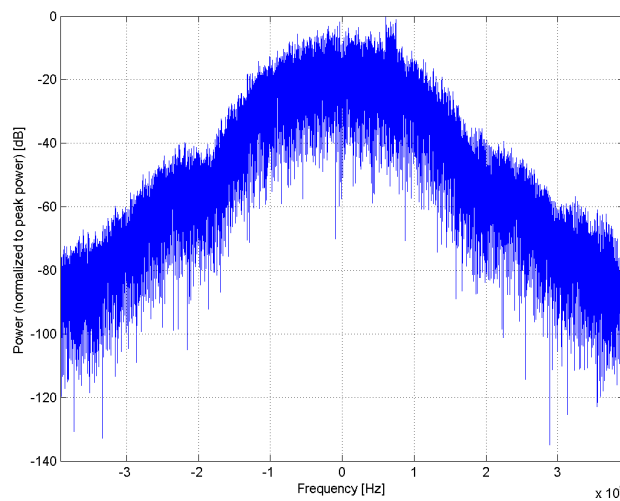
Name:	GPRS-FDD (TDMA, GMSK, TN 0-1)
Group:	GSM
UID:	10024-DAC
PAR: ¹	6.56 dB
MIF: ²	1.15 dB
Standard Reference:	ETSI TS 100 909 V8.9.0 (2005-01) FCC OET KDB 941225, D03 and D04
Category:	Periodic pulsed modulation
Modulation:	GMSK
Frequency Band:	GSM 450 (450.4 - 457.6 MHz) GSM 480 (478.8 - 486.0 MHz) GSM 710 (698.0 - 716.0 MHz) GSM 750 (747.0 - 763.0 MHz) GSM 850 (824.0 - 849.0 MHz) P-GSM 900 (890.0 - 915.0 MHz) E-GSM 900 (880.0 - 915.0 MHz) R-GSM 900 (876.0 - 915.0 MHz) DCS 1800 (1710.0 - 1785.0 MHz) PCS 1900 (1850.0 - 1910.0 MHz) ER-GSM 900 (873.0 - 915.0 MHz) Validation band (0.0 - 6000.0 MHz)
Detailed Specification:	Active Slots: TN0, TN1 Data: PN9 continuous Frame: composed out of 8 Slots Multiframe: 13th (PTCCH) and 26th (IDLE) Frame set blank Slottype & -timing: Normal burst for GMSK
Bandwidth:	0.2 MHz
Integration Time:	60.0 ms

¹ PAR (0.1%) in accordance with FCC KDB 971168, Section 6.0 "Measurement of the Peak-to-Average Power Ratio (PAPR)"

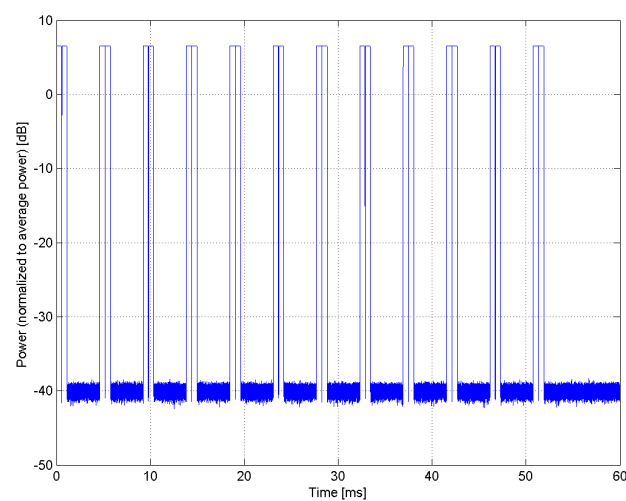
² Modulation Interference Factor (MIF) value valid only in conjunction with advanced probe response linearization calibration for the same communication system (same UID and version).



Complementary Cumulative Distribution Function (CCDF)



Frequency Domain



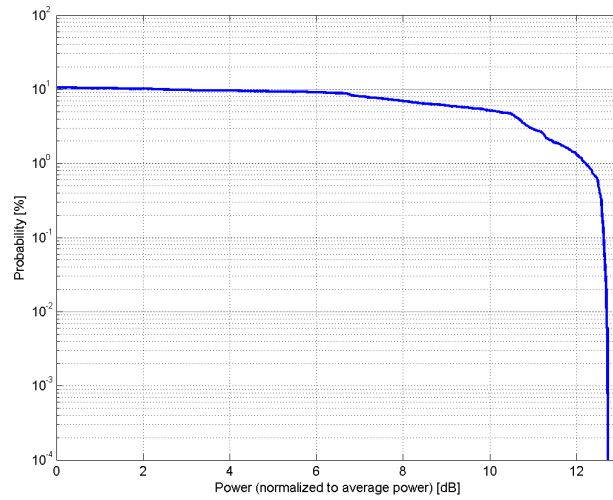
Time Domain

**Calibration Laboratory of
Schmid & Partner
Engineering AG**
Zeughausstrasse 43, 8004 Zurich, Switzerland

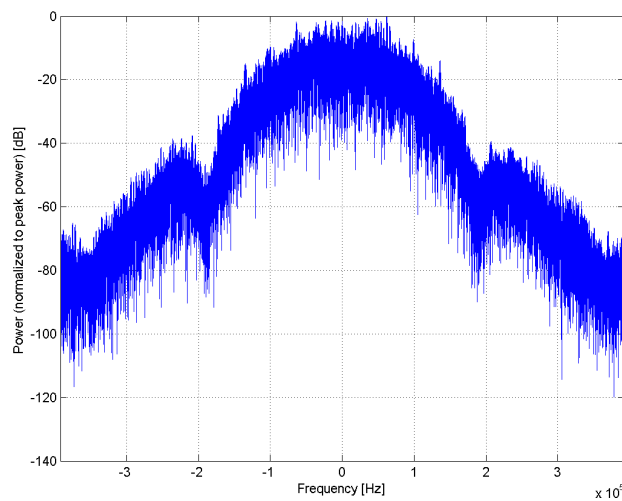
Name:	EDGE-FDD (TDMA, 8PSK, TN 0)
Group:	GSM
UID:	10025-DAC
PAR: ¹	12.62 dB
MIF: ²	3.75 dB
Standard Reference:	ETSI TS 100 909 V8.9.0 (2005-01) FCC OET KDB 941225, D03 and D04
Category:	Periodic pulsed modulation
Modulation:	8PSK
Frequency Band:	GSM 450 (450.4 - 457.6 MHz) GSM 480 (478.8 - 486.0 MHz) GSM 710 (698.0 - 716.0 MHz) GSM 750 (747.0 - 763.0 MHz) GSM 850 (824.0 - 849.0 MHz) P-GSM 900 (890.0 - 915.0 MHz) E-GSM 900 (880.0 - 915.0 MHz) R-GSM 900 (876.0 - 915.0 MHz) DCS 1800 (1710.0 - 1785.0 MHz) PCS 1900 (1850.0 - 1910.0 MHz) ER-GSM 900 (873.0 - 915.0 MHz) Validation band (0.0 - 6000.0 MHz)
Detailed Specification:	Active Slot: TN0 Data: PN9 continuous Frame: composed out of 8 Slots Multiframe: 13th (PTCCH) and 26th (IDLE) Frame set blank Slottype & -timing: Normal burst for 8PSK
Bandwidth:	0.2 MHz
Integration Time:	60.0 ms

¹ PAR (0.1%) in accordance with FCC KDB 971168, Section 6.0 "Measurement of the Peak-to-Average Power Ratio (PAPR)"

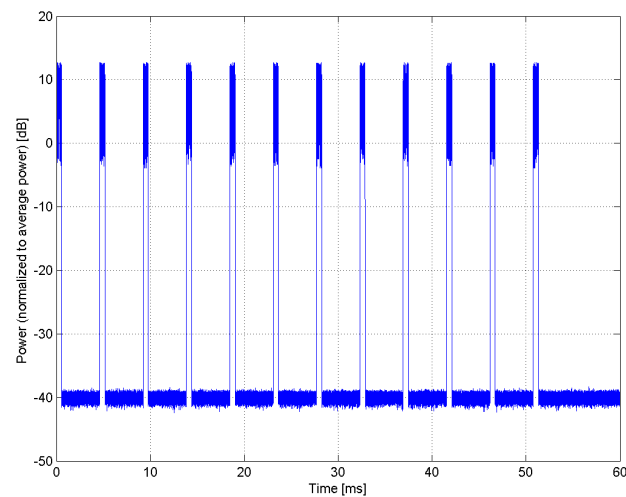
² Modulation Interference Factor (MIF) value valid only in conjunction with advanced probe response linearization calibration for the same communication system (same UID and version).



Complementary Cumulative Distribution Function (CCDF)



Frequency Domain



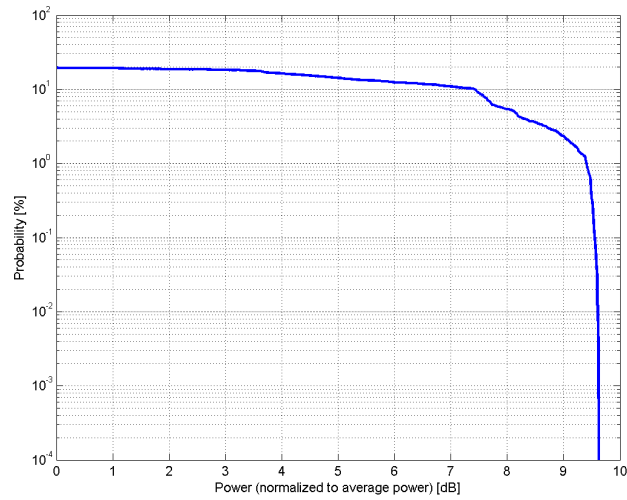
Time Domain

**Calibration Laboratory of
Schmid & Partner
Engineering AG**
Zeughausstrasse 43, 8004 Zurich, Switzerland

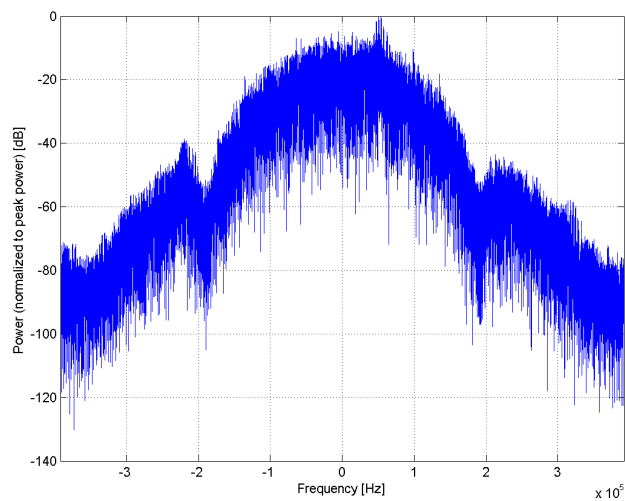
Name:	EDGE-FDD (TDMA, 8PSK, TN 0-1)
Group:	GSM
UID:	10026-DAC
PAR: ¹	9.55 dB
MIF: ²	1.23 dB
Standard Reference:	ETSI TS 100 909 V8.9.0 (2005-01) FCC OET KDB 941225, D03 and D04
Category:	Periodic pulsed modulation
Modulation:	8PSK
Frequency Band:	GSM 450 (450.4 - 457.6 MHz) GSM 480 (478.8 - 486.0 MHz) GSM 710 (698.0 - 716.0 MHz) GSM 750 (747.0 - 763.0 MHz) GSM 850 (824.0 - 849.0 MHz) P-GSM 900 (890.0 - 915.0 MHz) E-GSM 900 (880.0 - 915.0 MHz) R-GSM 900 (876.0 - 915.0 MHz) DCS 1800 (1710.0 - 1785.0 MHz) PCS 1900 (1850.0 - 1910.0 MHz) ER-GSM 900 (873.0 - 915.0 MHz) Validation band (0.0 - 6000.0 MHz)
Detailed Specification:	Active Slot:s TN0, TN1 Data: PN9 continuous Frame: composed out of 8 Slots Multiframe: 13th (PTCCH) and 26th (IDLE) Frame set blank Slottype & -timing: Normal burst for 8PSK
Bandwidth:	0.2 MHz
Integration Time:	60.0 ms

¹ PAR (0.1%) in accordance with FCC KDB 971168, Section 6.0 "Measurement of the Peak-to-Average Power Ratio (PAPR)"

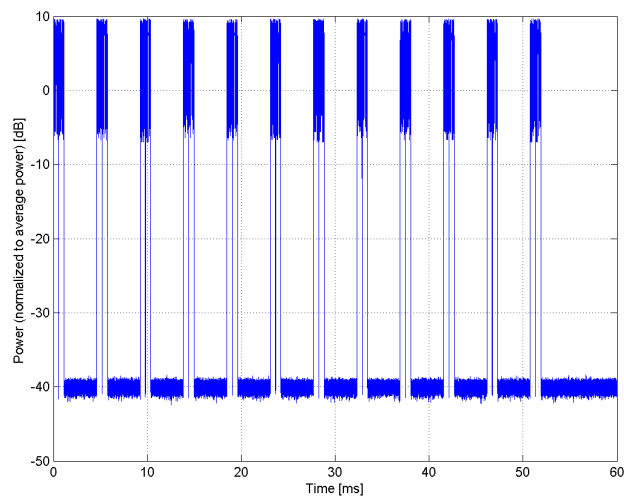
² Modulation Interference Factor (MIF) value valid only in conjunction with advanced probe response linearization calibration for the same communication system (same UID and version).



Complementary Cumulative Distribution Function (CCDF)



Frequency Domain



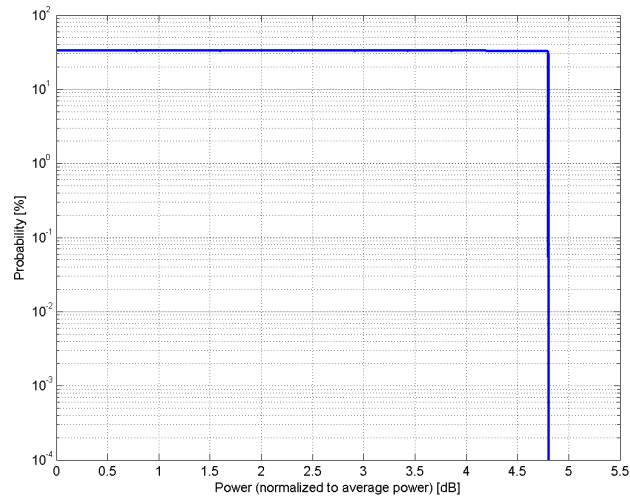
Time Domain

**Calibration Laboratory of
Schmid & Partner
Engineering AG**
Zeughausstrasse 43, 8004 Zurich, Switzerland

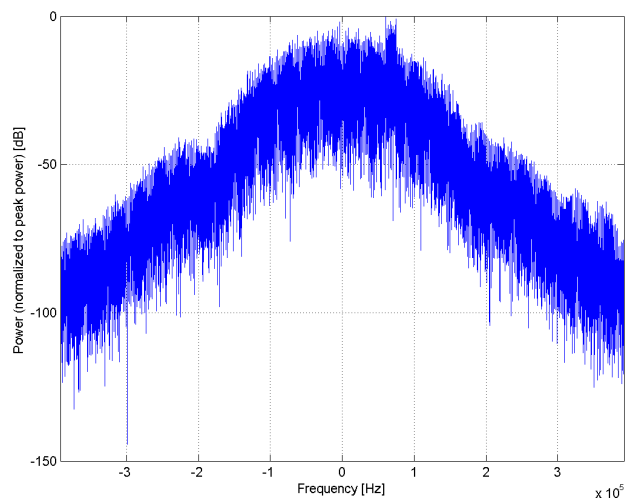
Name:	GPRS-FDD (TDMA, GMSK, TN 0-1-2)
Group:	GSM
UID:	10027-DAC
PAR: ¹	4.80 dB
MIF: ²	-0.67 dB
Standard Reference:	ETSI TS 100 909 V8.9.0 (2005-01) FCC OET KDB 941225, D03 and D04
Category:	Periodic pulsed modulation
Modulation:	GMSK
Frequency Band:	GSM 450 (450.4 - 457.6 MHz) GSM 480 (478.8 - 486.0 MHz) GSM 710 (698.0 - 716.0 MHz) GSM 750 (747.0 - 763.0 MHz) GSM 850 (824.0 - 849.0 MHz) P-GSM 900 (890.0 - 915.0 MHz) E-GSM 900 (880.0 - 915.0 MHz) R-GSM 900 (876.0 - 915.0 MHz) DCS 1800 (1710.0 - 1785.0 MHz) PCS 1900 (1850.0 - 1910.0 MHz) ER-GSM 900 (873.0 - 915.0 MHz) Validation band (0.0 - 6000.0 MHz)
Detailed Specification:	Active Slots: TN0, TN1, TN2 Data: PN9 continuous Frame: composed out of 8 Slots Multiframe: 13th (PTCCH) and 26th (IDLE) Frame set blank Slottype & -timing: Normal burst for GMSK
Bandwidth:	0.2 MHz
Integration Time:	60.0 ms

¹ PAR (0.1%) in accordance with FCC KDB 971168, Section 6.0 "Measurement of the Peak-to-Average Power Ratio (PAPR)"

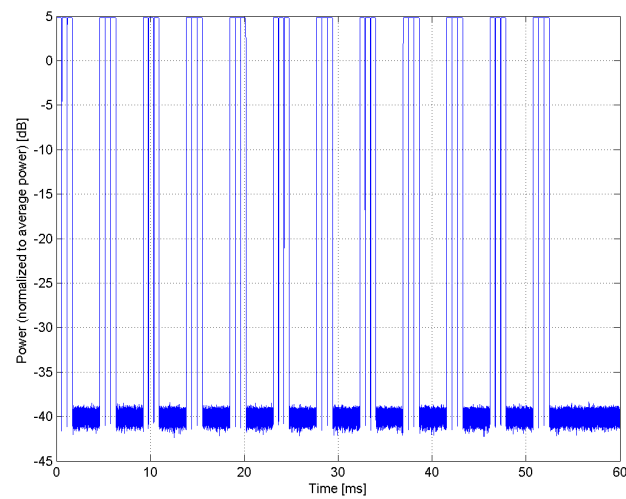
² Modulation Interference Factor (MIF) value valid only in conjunction with advanced probe response linearization calibration for the same communication system (same UID and version).



Complementary Cumulative Distribution Function (CCDF)



Frequency Domain



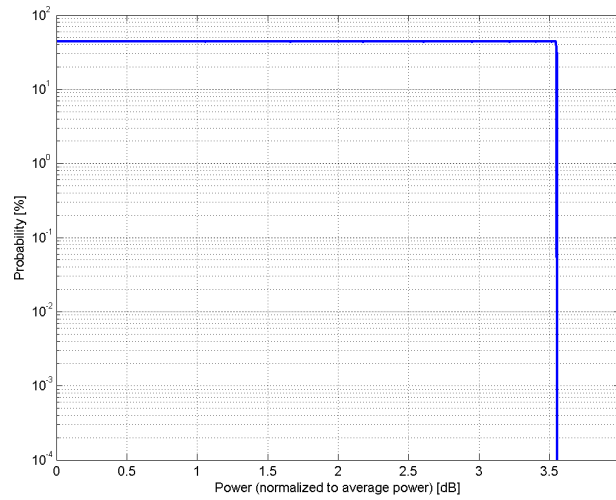
Time Domain

**Calibration Laboratory of
Schmid & Partner
Engineering AG**
Zeughausstrasse 43, 8004 Zurich, Switzerland

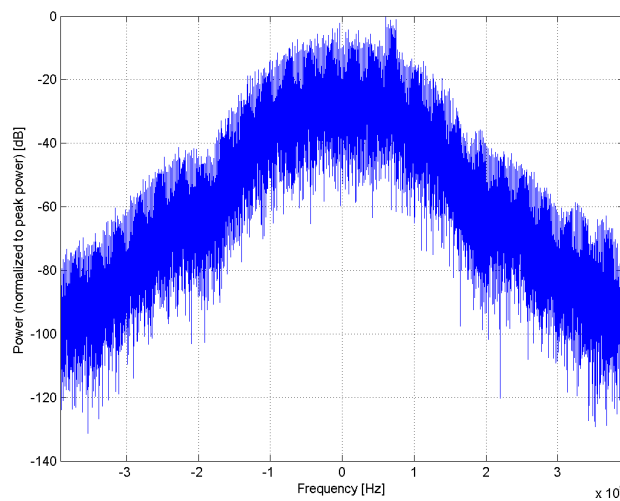
Name:	GPRS-FDD (TDMA, GMSK, TN 0-1-2-3)
Group:	GSM
UID:	10028-DAC
PAR: ¹	3.55 dB
MIF: ²	-2.05 dB
Standard Reference:	ETSI TS 100 909 V8.9.0 (2005-01) FCC OET KDB 941225, D03 and D04
Category:	Periodic pulsed modulation
Modulation:	GMSK
Frequency Band:	GSM 450 (450.4 - 457.6 MHz) GSM 480 (478.8 - 486.0 MHz) GSM 710 (698.0 - 716.0 MHz) GSM 750 (747.0 - 763.0 MHz) GSM 850 (824.0 - 849.0 MHz) P-GSM 900 (890.0 - 915.0 MHz) E-GSM 900 (880.0 - 915.0 MHz) R-GSM 900 (876.0 - 915.0 MHz) DCS 1800 (1710.0 - 1785.0 MHz) PCS 1900 (1850.0 - 1910.0 MHz) ER-GSM 900 (873.0 - 915.0 MHz) Validation band (0.0 - 6000.0 MHz)
Detailed Specification:	Active Slots: TN0, TN1, TN2, TN3 Data: PN9 continuous Frame: composed out of 8 Slots Multiframe: 13th (PTCCH) and 26th (IDLE) Frame set blank Slottype & -timing: Normal burst for GMSK
Bandwidth:	0.2 MHz
Integration Time:	60.0 ms

¹ PAR (0.1%) in accordance with FCC KDB 971168, Section 6.0 "Measurement of the Peak-to-Average Power Ratio (PAPR)"

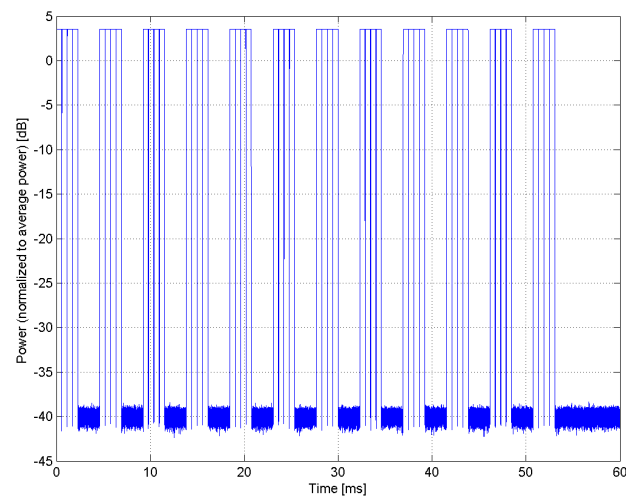
² Modulation Interference Factor (MIF) value valid only in conjunction with advanced probe response linearization calibration for the same communication system (same UID and version).



Complementary Cumulative Distribution Function (CCDF)



Frequency Domain



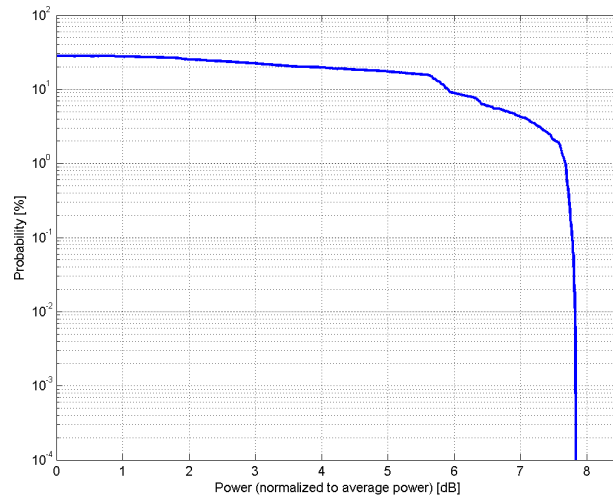
Time Domain

**Calibration Laboratory of
Schmid & Partner
Engineering AG**
Zeughausstrasse 43, 8004 Zurich, Switzerland

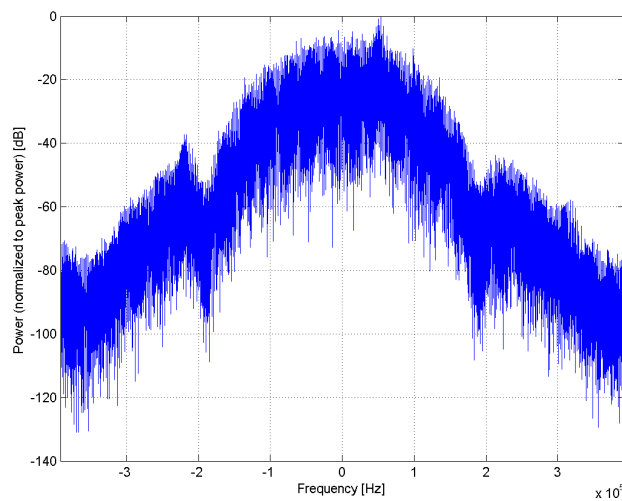
Name:	EDGE-FDD (TDMA, 8PSK, TN 0-1-2)
Group:	GSM
UID:	10029-DAC
PAR: ¹	7.78 dB
MIF: ²	-0.52 dB
Standard Reference:	ETSI TS 100 909 V8.9.0 (2005-01) FCC OET KDB 941225, D03 and D04
Category:	Periodic pulsed modulation
Modulation:	8PSK
Frequency Band:	GSM 450 (450.4 - 457.6 MHz) GSM 480 (478.8 - 486.0 MHz) GSM 710 (698.0 - 716.0 MHz) GSM 750 (747.0 - 763.0 MHz) GSM 850 (824.0 - 849.0 MHz) P-GSM 900 (890.0 - 915.0 MHz) E-GSM 900 (880.0 - 915.0 MHz) R-GSM 900 (876.0 - 915.0 MHz) DCS 1800 (1710.0 - 1785.0 MHz) PCS 1900 (1850.0 - 1910.0 MHz) ER-GSM 900 (873.0 - 915.0 MHz) Validation band (0.0 - 6000.0 MHz)
Detailed Specification:	Active Slots: TN0, TN1, TN2 Data: PN9 continuous Frame: composed out of 8 Slots Multiframe: 13th (PTCCH) and 26th (IDLE) Frame set blank Slottype & -timing: Normal burst for 8PSK
Bandwidth:	0.2 MHz
Integration Time:	60.0 ms

¹ PAR (0.1%) in accordance with FCC KDB 971168, Section 6.0 "Measurement of the Peak-to-Average Power Ratio (PAPR)"

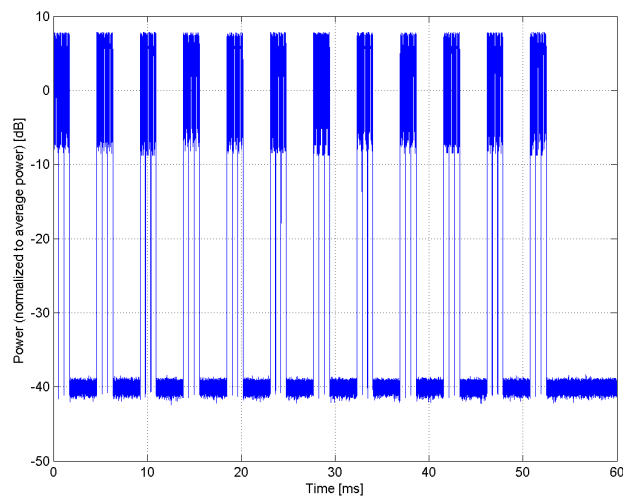
² Modulation Interference Factor (MIF) value valid only in conjunction with advanced probe response linearization calibration for the same communication system (same UID and version).



Complementary Cumulative Distribution Function (CCDF)



Frequency Domain

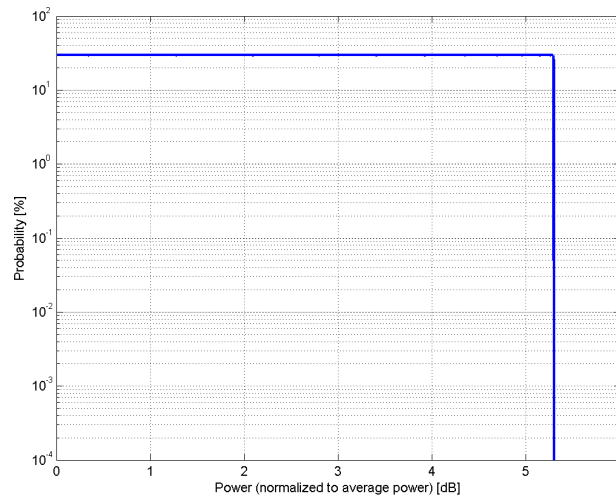


Time Domain

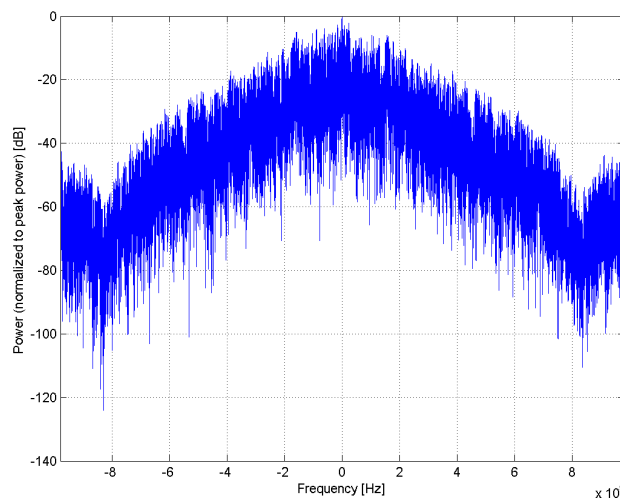
Name:	IEEE 802.15.1 Bluetooth (GFSK, DH1)
Group:	Bluetooth
UID:	10030-CAA
PAR: ¹	5.30 dB
MIF: ²	1.02 dB
Standard Reference:	Bluetooth 1.2 (IEEE Standard 802.15.1-2005)
Category:	Periodic pulsed modulation
Modulation:	GFSK
Frequency Band:	ISM 2.4 GHz Band (2400.0-2483.5 MHz, 20052)
Detailed Specification:	Basic Rate, 1 Slot active Data Rate: 1 Mbps Packet Type: DH1 Payload Body: 27 Bytes PN9 data is inserted into the payload body Modulation for Payload: GFSK Modulation Index: 0.32
Bandwidth:	1.4 MHz
Integration Time:	2.5 ms

¹ PAR (0.1%) in accordance with FCC KDB 971168, Section 6.0 "Measurement of the Peak-to-Average Power Ratio (PAPR)"

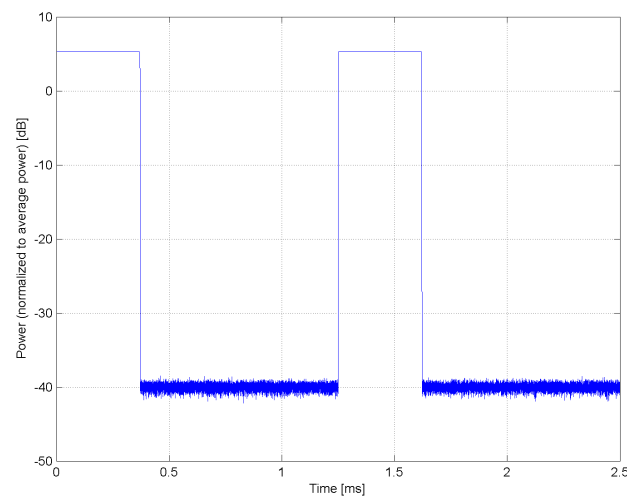
² Modulation Interference Factor (MIF) value valid only in conjunction with advanced probe response linearization calibration for the same communication system (same UID and version).



Complementary Cumulative Distribution Function (CCDF)



Frequency Domain



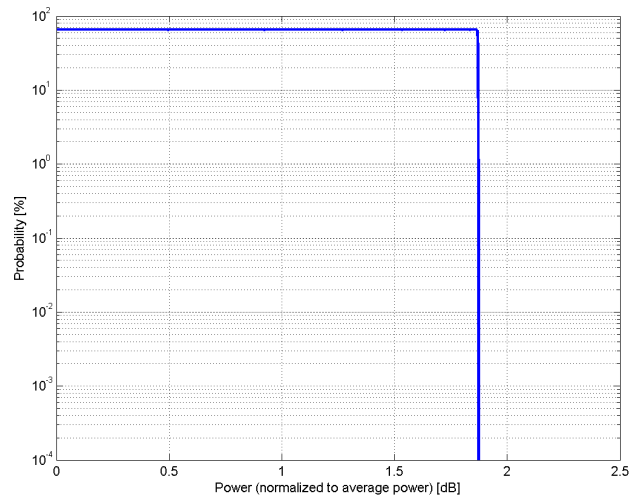
Time Domain

**Calibration Laboratory of
Schmid & Partner
Engineering AG**
Zeughausstrasse 43, 8004 Zurich, Switzerland

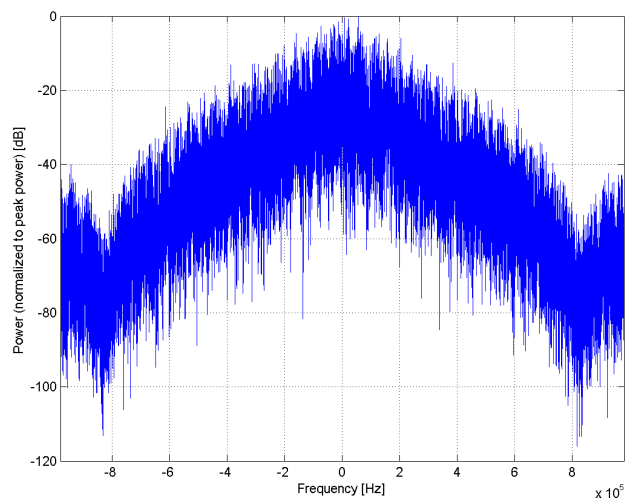
Name:	IEEE 802.15.1 Bluetooth (GFSK, DH3)
Group:	Bluetooth
UID:	10031-CAA
PAR: ¹	1.87 dB
MIF: ²	-2.66 dB
Standard Reference:	Bluetooth 1.2 (IEEE Standard 802.15.1-2005)
Category:	Periodic pulsed modulation
Modulation:	GFSK
Frequency Band:	ISM 2.4 GHz Band (2400.0-2483.5 MHz, 20052)
Detailed Specification:	Basic Rate, 3 Slot active Data Rate: 1 Mbps Packet Type: DH3 Payload Body: 183 Bytes PN9 data is inserted into the payload body Modulation for Payload: GFSK Modulation Index: 0.32
Bandwidth:	1.4 MHz
Integration Time:	5.0 ms

¹ PAR (0.1%) in accordance with FCC KDB 971168, Section 6.0 "Measurement of the Peak-to-Average Power Ratio (PAPR)"

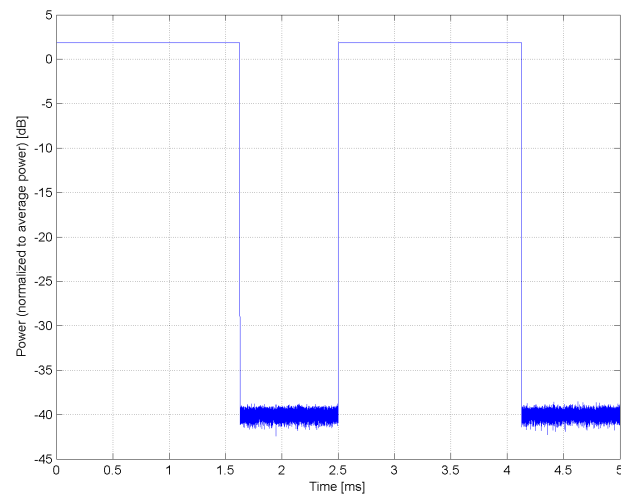
² Modulation Interference Factor (MIF) value valid only in conjunction with advanced probe response linearization calibration for the same communication system (same UID and version).



Complementary Cumulative Distribution Function (CCDF)



Frequency Domain



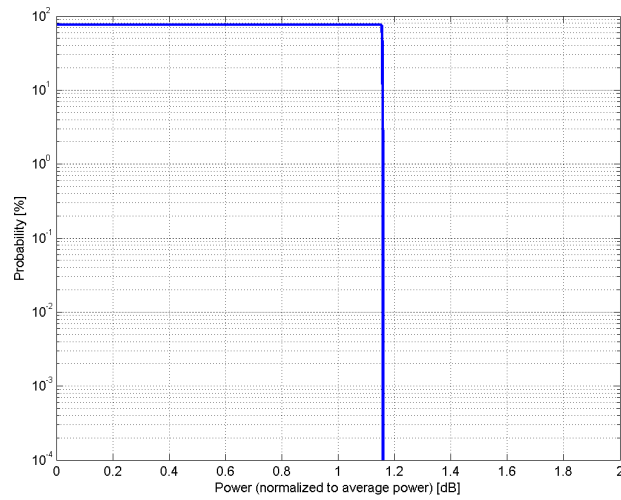
Time Domain

**Calibration Laboratory of
Schmid & Partner
Engineering AG**
Zeughausstrasse 43, 8004 Zurich, Switzerland

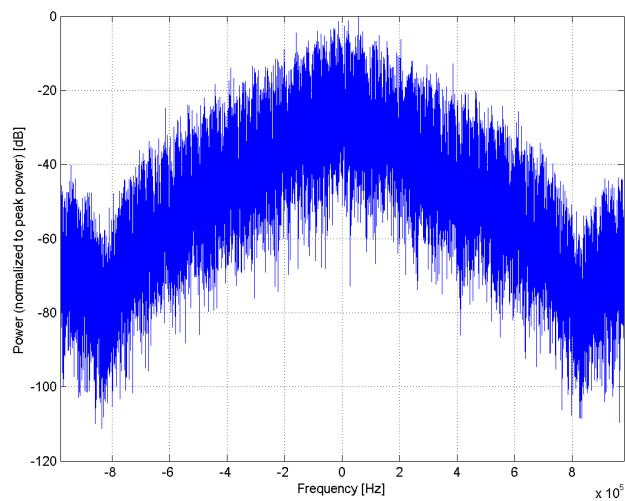
Name:	IEEE 802.15.1 Bluetooth (GFSK, DH5)
Group:	Bluetooth
UID:	10032-CAA
PAR: ¹	1.16 dB
MIF: ²	-3.98 dB
Standard Reference:	Bluetooth 1.2 (IEEE Standard 802.15.1-2005)
Category:	Periodic pulsed modulation
Modulation:	GFSK
Frequency Band:	ISM 2.4 GHz Band (2400.0-2483.5 MHz, 20052)
Detailed Specification:	Basic Rate, 5 Slot active Data Rate: 1 Mbps Packet Type: DH5 Payload Body: 339 Bytes PN9 data is inserted into the payload body Modulation for Payload: GFSK Modulation Index: 0.32
Bandwidth:	1.4 MHz
Integration Time:	7.5 ms

¹ PAR (0.1%) in accordance with FCC KDB 971168, Section 6.0 "Measurement of the Peak-to-Average Power Ratio (PAPR)"

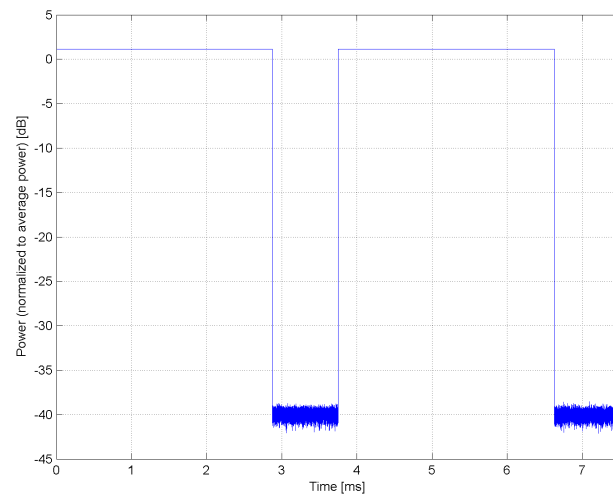
² Modulation Interference Factor (MIF) value valid only in conjunction with advanced probe response linearization calibration for the same communication system (same UID and version).



Complementary Cumulative Distribution Function (CCDF)



Frequency Domain

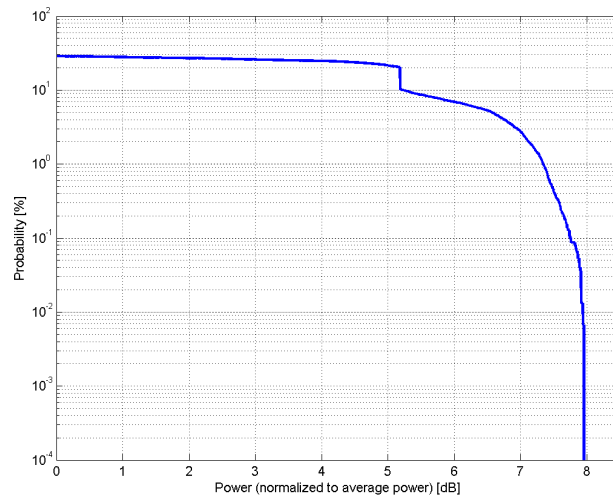


Time Domain

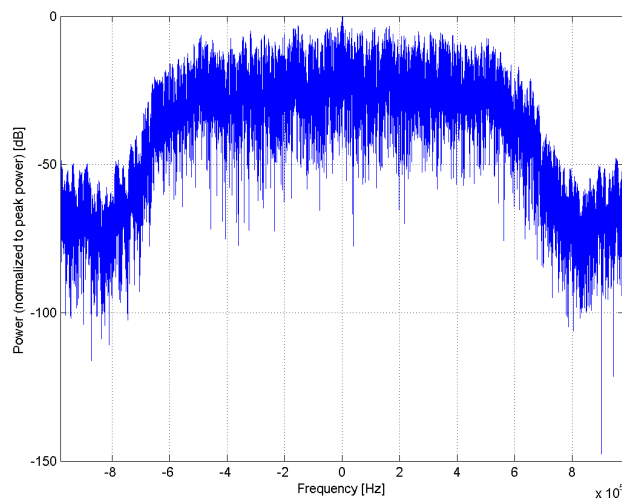
Name:	IEEE 802.15.1 Bluetooth (PI/4-DQPSK, DH1)
Group:	Bluetooth
UID:	10033-CAA
PAR: ¹	7.74 dB
MIF: ²	0.90 dB
Standard Reference:	Bluetooth 2.0 + EDR (Bluetooth SIG)
Category:	Periodic pulsed modulation
Modulation:	Pi/4-DQPSK
Frequency Band:	ISM 2.4 GHz Band (2400.0-2483.5 MHz, 20052)
Detailed Specification:	Enhanced Data Rate, 1 Slot active Data Rate: 2 Mbps Packet Type: 2-DH1 Payload Body: 54 Bytes PN9 data is inserted into the payload body Modulation for Payload: Pi/4-DQPSK Filter: Root Nyquist (Roll-off Rate = 0.4)
Bandwidth:	1.4 MHz
Integration Time:	2.5 ms

¹ PAR (0.1%) in accordance with FCC KDB 971168, Section 6.0 "Measurement of the Peak-to-Average Power Ratio (PAPR)"

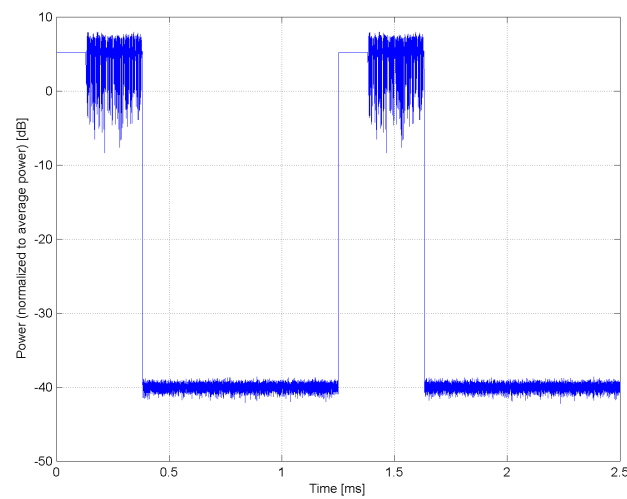
² Modulation Interference Factor (MIF) value valid only in conjunction with advanced probe response linearization calibration for the same communication system (same UID and version).



Complementary Cumulative Distribution Function (CCDF)



Frequency Domain



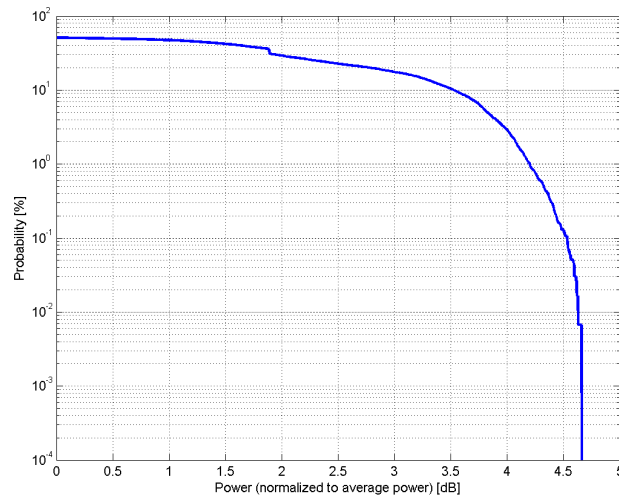
Time Domain

**Calibration Laboratory of
Schmid & Partner
Engineering AG**
Zeughausstrasse 43, 8004 Zurich, Switzerland

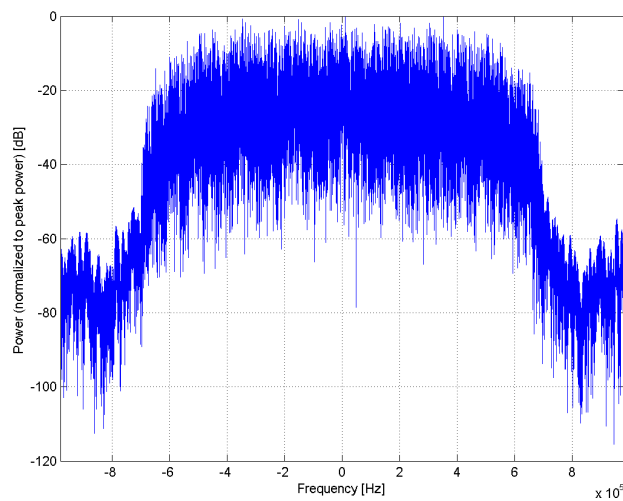
Name:	IEEE 802.15.1 Bluetooth (PI/4-DQPSK, DH3)
Group:	Bluetooth
UID:	10034-CAA
PAR: ¹	4.53 dB
MIF: ²	-2.69 dB
Standard Reference:	Bluetooth 2.0 + EDR (Bluetooth SIG)
Category:	Periodic pulsed modulation
Modulation:	Pi/4-DQPSK
Frequency Band:	ISM 2.4 GHz Band (2400.0-2483.5 MHz, 20052)
Detailed Specification:	Enhanced Data Rate, 3 Slot active Data Rate: 2 Mbps Packet Type: 2-DH3 Payload Body: 367 Bytes PN9 data is inserted into the payload body Modulation for Payload: Pi/4-DQPSK Filter: Root Nyquist (Roll-off Rate = 0.4)
Bandwidth:	1.4 MHz
Integration Time:	5.0 ms

¹ PAR (0.1%) in accordance with FCC KDB 971168, Section 6.0 "Measurement of the Peak-to-Average Power Ratio (PAPR)"

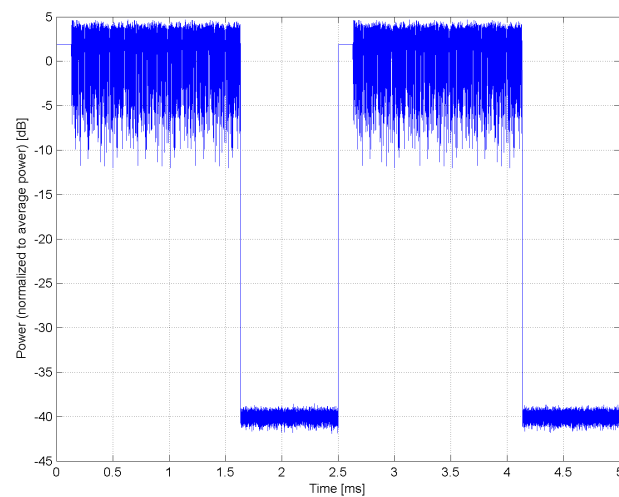
² Modulation Interference Factor (MIF) value valid only in conjunction with advanced probe response linearization calibration for the same communication system (same UID and version).



Complementary Cumulative Distribution Function (CCDF)



Frequency Domain

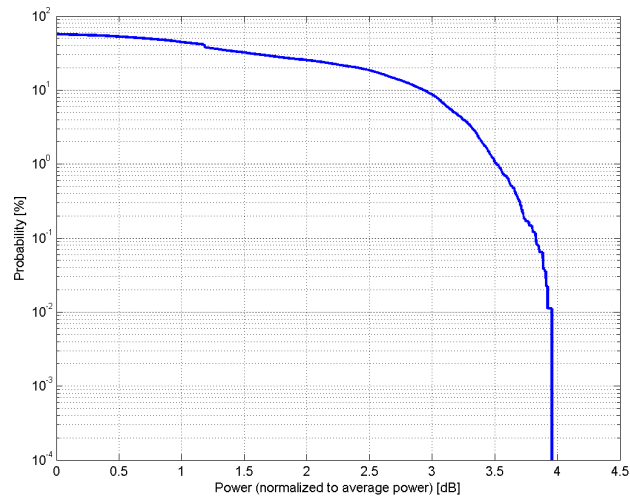


Time Domain

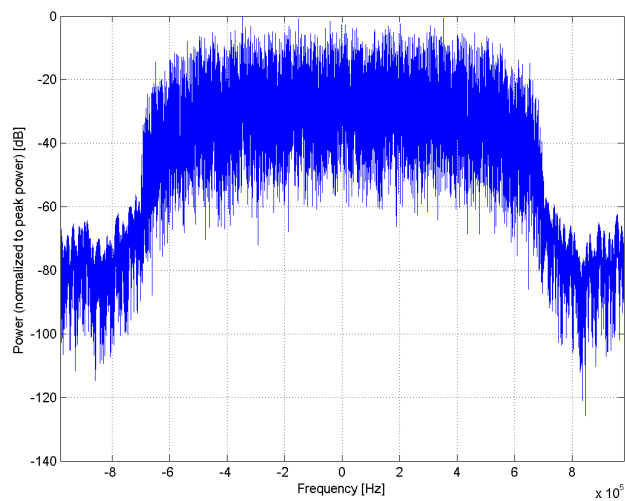
Name:	IEEE 802.15.1 Bluetooth (PI/4-DQPSK, DH5)
Group:	Bluetooth
UID:	10035-CAA
PAR: ¹	3.83 dB
MIF: ²	-3.99 dB
Standard Reference:	Bluetooth 2.0 + EDR (Bluetooth SIG)
Category:	Periodic pulsed modulation
Modulation:	Pi/4-DQPSK
Frequency Band:	ISM 2.4 GHz Band (2400.0-2483.5 MHz, 20052)
Detailed Specification:	Enhanced Data Rate, 5 Slot active Data Rate: 2 Mbps Packet Type: 2-DH5 Payload Body: 679 Bytes PN9 data is inserted into the payload body Modulation for Payload: Pi/4-DQPSK Filter: Root Nyquist (Roll-off Rate = 0.4)
Bandwidth:	1.4 MHz
Integration Time:	7.5 ms

¹ PAR (0.1%) in accordance with FCC KDB 971168, Section 6.0 "Measurement of the Peak-to-Average Power Ratio (PAPR)"

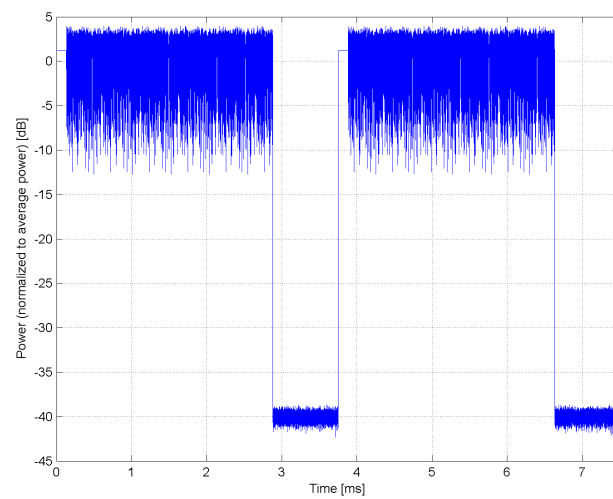
² Modulation Interference Factor (MIF) value valid only in conjunction with advanced probe response linearization calibration for the same communication system (same UID and version).



Complementary Cumulative Distribution Function (CCDF)



Frequency Domain



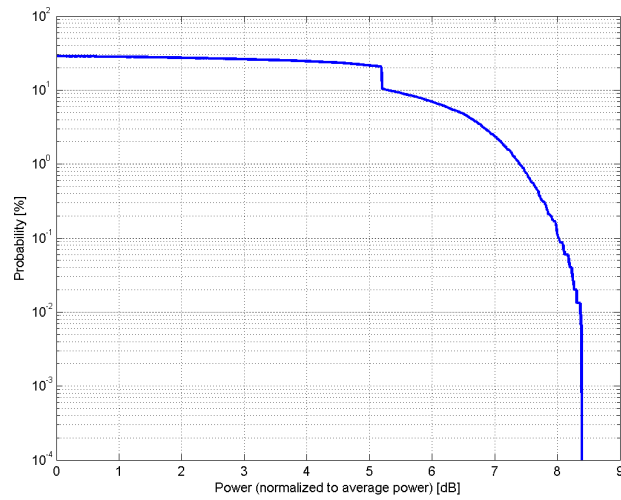
Time Domain

**Calibration Laboratory of
Schmid & Partner
Engineering AG**
Zeughausstrasse 43, 8004 Zurich, Switzerland

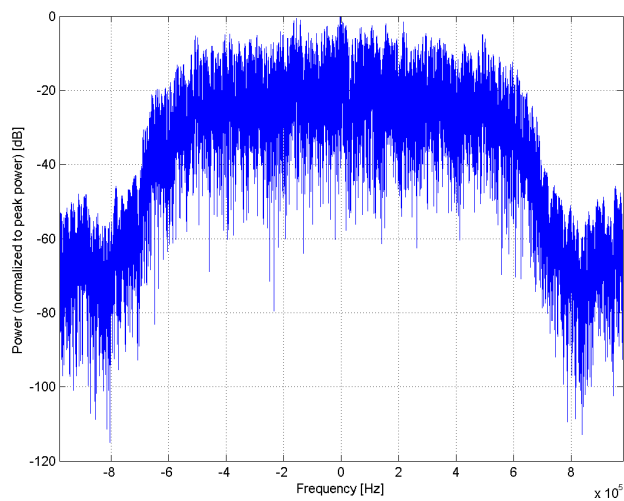
Name:	IEEE 802.15.1 Bluetooth (8-DPSK, DH1)
Group:	Bluetooth
UID:	10036-CAA
PAR: ¹	8.01 dB
MIF: ²	0.89 dB
Standard Reference:	Bluetooth 2.0 + EDR (Bluetooth SIG)
Category:	Periodic pulsed modulation
Modulation:	8-DPSK
Frequency Band:	ISM 2.4 GHz Band (2400.0-2483.5 MHz, 20052)
Detailed Specification:	Enhanced Data Rate, 1 Slot active Data Rate: 3 Mbps Packet Type: 3-DH1 Payload Body: 83 Bytes PN9 data is inserted into the payload body Modulation for Payload: 8-DPSK Filter: Root Nyquist (Roll-off Rate = 0.4)
Bandwidth:	1.4 MHz
Integration Time:	2.5 ms

¹ PAR (0.1%) in accordance with FCC KDB 971168, Section 6.0 "Measurement of the Peak-to-Average Power Ratio (PAPR)"

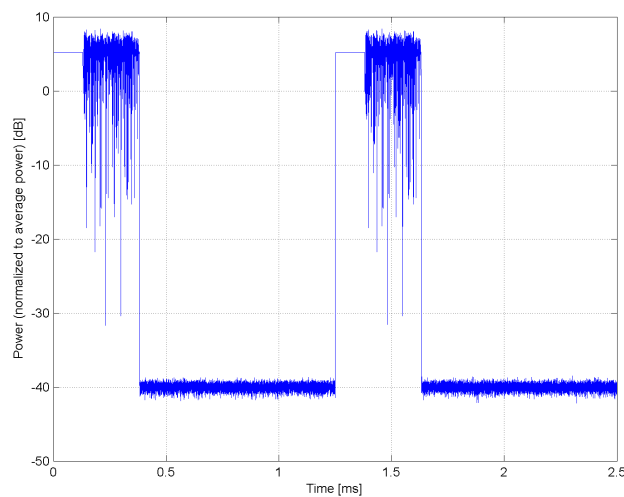
² Modulation Interference Factor (MIF) value valid only in conjunction with advanced probe response linearization calibration for the same communication system (same UID and version).



Complementary Cumulative Distribution Function (CCDF)



Frequency Domain



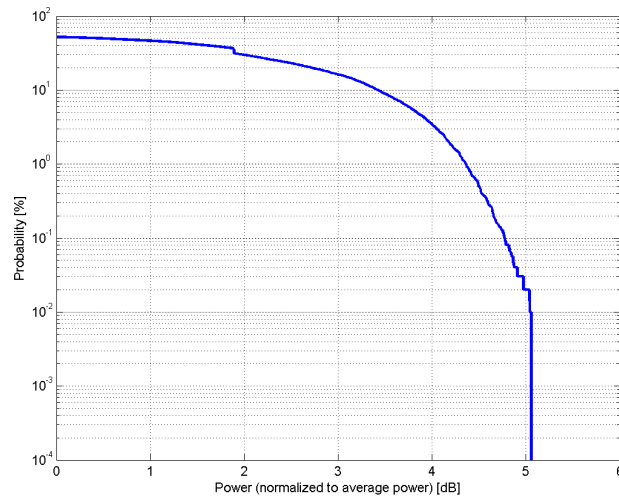
Time Domain

**Calibration Laboratory of
Schmid & Partner
Engineering AG**
Zeughausstrasse 43, 8004 Zurich, Switzerland

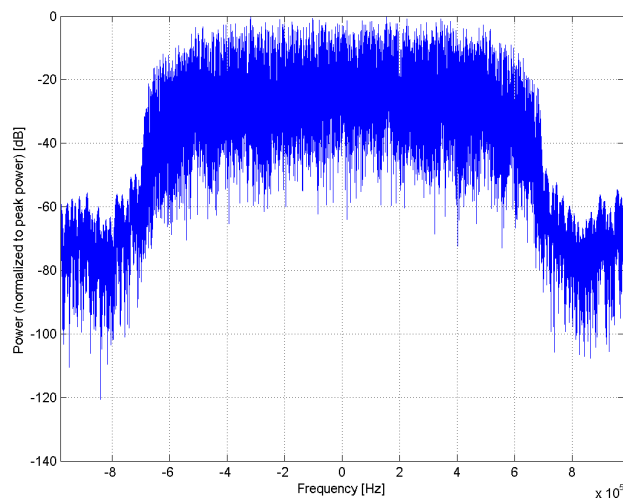
Name:	IEEE 802.15.1 Bluetooth (8-DPSK, DH3)
Group:	Bluetooth
UID:	10037-CAA
PAR: ¹	4.77 dB
MIF: ²	-2.68 dB
Standard Reference:	Bluetooth 2.0 + EDR (Bluetooth SIG)
Category:	Periodic pulsed modulation
Modulation:	8-DPSK
Frequency Band:	ISM 2.4 GHz Band (2400.0-2483.5 MHz, 20052)
Detailed Specification:	Enhanced Data Rate, 3 Slot active Data Rate: 3 Mbps Packet Type: 3-DH3 Payload Body: 552 Bytes PN9 data is inserted into the payload body Modulation for Payload: 8-DPSK Filter: Root Nyquist (Roll-off Rate = 0.4)
Bandwidth:	1.4 MHz
Integration Time:	5.0 ms

¹ PAR (0.1%) in accordance with FCC KDB 971168, Section 6.0 "Measurement of the Peak-to-Average Power Ratio (PAPR)"

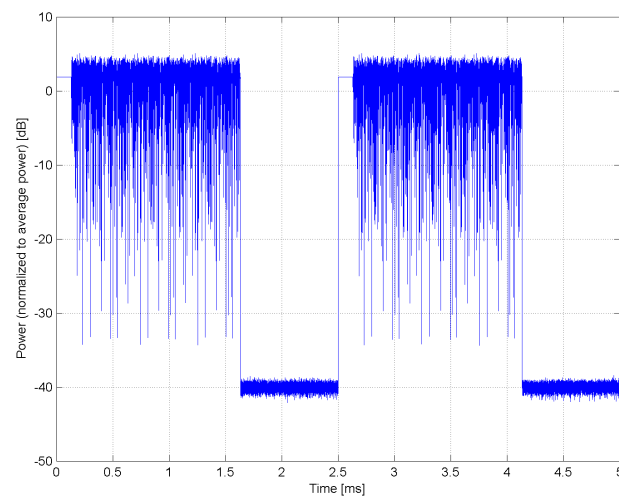
² Modulation Interference Factor (MIF) value valid only in conjunction with advanced probe response linearization calibration for the same communication system (same UID and version).



Complementary Cumulative Distribution Function (CCDF)



Frequency Domain



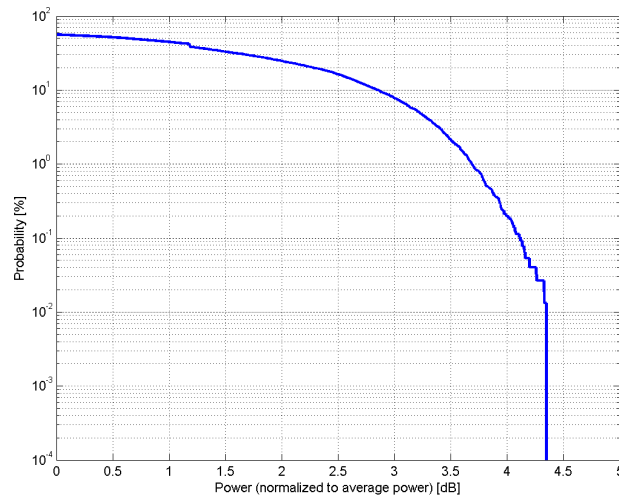
Time Domain

**Calibration Laboratory of
Schmid & Partner
Engineering AG**
Zeughausstrasse 43, 8004 Zurich, Switzerland

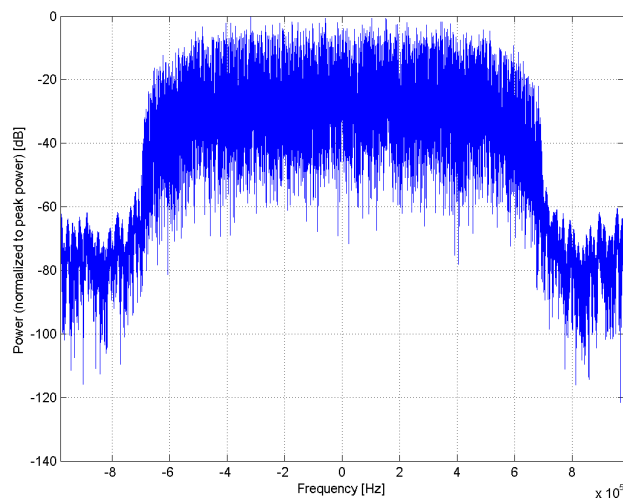
Name:	IEEE 802.15.1 Bluetooth (8-DPSK, DH5)
Group:	Bluetooth
UID:	10038-CAA
PAR: ¹	4.10 dB
MIF: ²	-3.99 dB
Standard Reference:	Bluetooth 2.0 + EDR (Bluetooth SIG)
Category:	Periodic pulsed modulation
Modulation:	8-DPSK
Frequency Band:	ISM 2.4 GHz Band (2400.0-2483.5 MHz, 20052)
Detailed Specification:	Enhanced Data Rate, 5 Slot active Data Rate: 3 Mbps Packet Type: 3-DH5 Payload Body: 1021 Bytes PN9 data is inserted into the payload body Modulation for Payload: 8-DPSK Filter: Root Nyquist (Roll-off Rate = 0.4)
Bandwidth:	1.4 MHz
Integration Time:	7.5 ms

¹ PAR (0.1%) in accordance with FCC KDB 971168, Section 6.0 "Measurement of the Peak-to-Average Power Ratio (PAPR)"

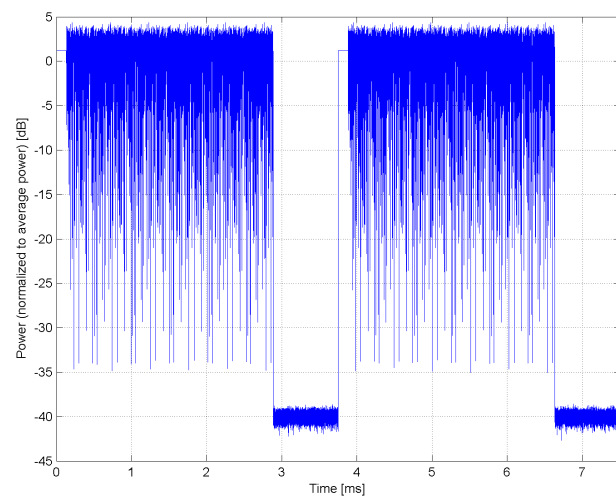
² Modulation Interference Factor (MIF) value valid only in conjunction with advanced probe response linearization calibration for the same communication system (same UID and version).



Complementary Cumulative Distribution Function (CCDF)



Frequency Domain



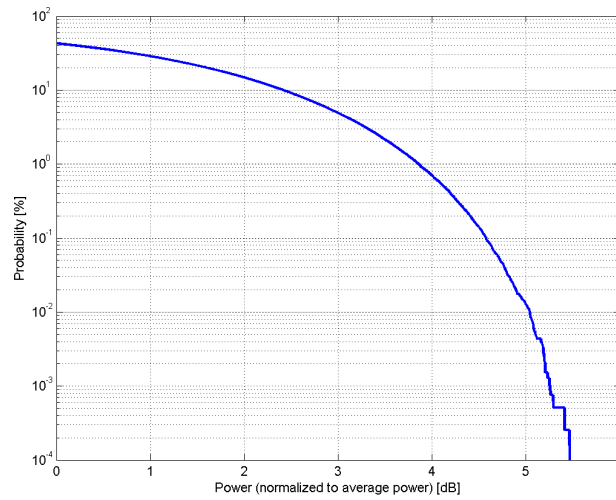
Time Domain

**Calibration Laboratory of
Schmid & Partner
Engineering AG**
Zeughausstrasse 43, 8004 Zurich, Switzerland

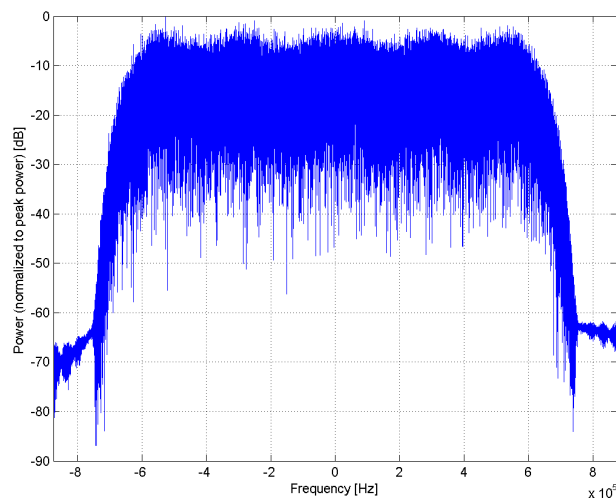
Name:	CDMA2000 (1xRTT, RC1)
Group:	CDMA2000
UID:	10039-CAB
PAR: ¹	4.57 dB
MIF: ²	-19.77 dB
Standard Reference:	3GPP2 C.S0002-C-1, Chapter 2.1.3.9.2.3 FCC OET KDB 941225 D01 SAR test for 3G devices (v02)
Category:	Random amplitude modulation
Modulation:	64-ary orthogonal
Frequency Band:	Band Class 0 (815.0-849.0 MHz, 20220) Band Class 1 (1850.0-1910.0 MHz, 20040) Band Class 2 (872.0-915.0 MHz, 20041) Band Class 3 (887.0-925.0 MHz, 20042) Band Class 4 (1750.0-1780.0 MHz, 20043) Band Class 5 (411.7-483.5 MHz, 20044) Band Class 6 (1920.0-1980.0 MHz, 20045) Band Class 7 (776.0-794.0 MHz, 20046) Band Class 8 (1710.0-1785.0 MHz, 20047) Band Class 9 (880.0-915.0 MHz, 20048) Band Class 10 (806.0-901.0 MHz, 20049) Band Class 11 (410.0-462.5 MHz, 20050) Band Class 12 (870.0-876.0 MHz, 20051) Band Class 13 (2500.0-2570.0 MHz, 20179) Band Class 14 (1850.0-1915.0 MHz, 20180) Band Class 15 (1710.0-1755.0 MHz, 20181) Band Class 16 (2502.0-2568.0 MHz, 20182) Band Class 18 (787.0-799.0 MHz, 20184) Band Class 19 (698.0-716.0 MHz, 20185) Band Class 20 (1626.5-1660.5 MHz, 20186) Band Class 21 (2000.0-2020.0 MHz, 20187)
Detailed Specification:	Radio Configurations 1 (RC1) Output Slot: FCH 9.6 kpbs (PN9fix)
Bandwidth:	1.2 MHz
Integration Time:	80.0 ms

¹ PAR (0.1%) in accordance with FCC KDB 971168, Section 6.0 "Measurement of the Peak-to-Average Power Ratio (PAPR)"

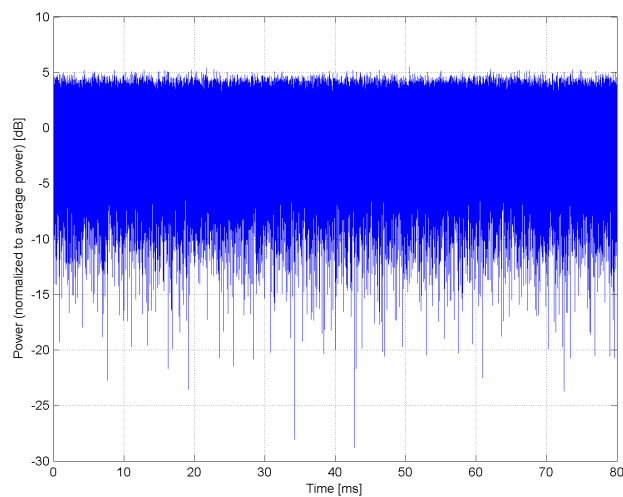
² Modulation Interference Factor (MIF) value valid only in conjunction with advanced probe response linearization calibration for the same communication system (same UID and version).



Complementary Cumulative Distribution Function (CCDF)



Frequency Domain



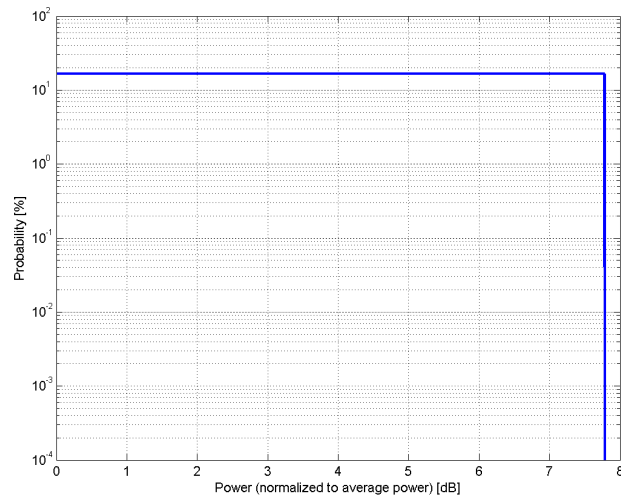
Time Domain

**Calibration Laboratory of
Schmid & Partner
Engineering AG**
Zeughausstrasse 43, 8004 Zurich, Switzerland

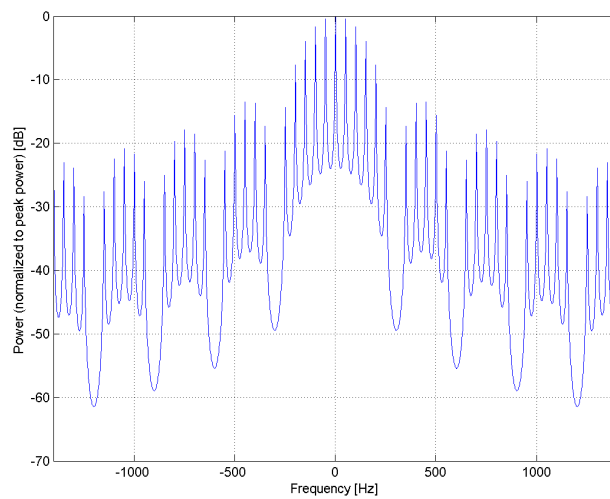
Name:	IS-54 / IS-136 FDD (TDMA/FDM, PI/4-DQPSK, Halfrate)
Group:	AMPS
UID:	10042-CAB
PAR: ¹	7.78 dB
MIF: ²	0.86 dB
Standard Reference:	TIA/EIA-136-110-B
Category:	Periodic pulsed modulation
Modulation:	Pi/4-DQPSK
Frequency Band:	IS-136, 800MHz, 30kHz (824.0-849.0 MHz, 20222) IS-136, 800MHz, 200kHz (824.0-849.0 MHz, 20223) IS-136, 1900MHz, 30kHz (1850.0-1910.0 MHz, 20224) IS-136, 1900MHz, 200kHz (1850.0-1910.0 MHz, 20225) IS-136, 1900MHz, 30kHz (1920.0-1980.0 MHz, 20226) IS-136, 1900MHz, 200kHz (1920.0-1980.0 MHz, 20227) IS-136, 700MHz, 30kHz (747.0-762.0 MHz, 20228) IS-136, 700MHz, 200kHz (747.0-762.0 MHz, 20229)
Detailed Specification:	D-AMPS Multiple Access Method: TDMA/FDM Channel Spacing/Bandwidth: 30 kHz / 200 kHz Channel Bit Rate: 48.6 kbit/s Spectrum Efficiency: 1.62 bit/s/Hz Active Channels: 1 of 6 (Halfrate Channels)
Bandwidth:	0.0 MHz
Integration Time:	20.0 ms

¹ PAR (0.1%) in accordance with FCC KDB 971168, Section 6.0 "Measurement of the Peak-to-Average Power Ratio (PAPR)"

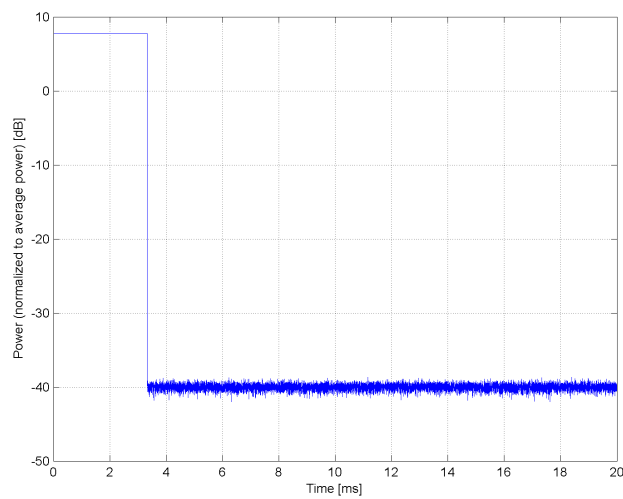
² Modulation Interference Factor (MIF) value valid only in conjunction with advanced probe response linearization calibration for the same communication system (same UID and version).



Complementary Cumulative Distribution Function (CCDF)



Frequency Domain



Time Domain

**Calibration Laboratory of
Schmid & Partner
Engineering AG**
Zeughausstrasse 43, 8004 Zurich, Switzerland

Name:	IS-91/EIA/TIA-553 FDD (FDMA, FM)
Group:	AMPS
UID:	10044-CAA
PAR: ¹	0.00 dB
MIF: ²	-99.00 dB
Standard Reference:	TIA/EIA/IS-91
Category:	Continuous Waveform
Modulation:	FM
Frequency Band:	Band Class 0 (824.0 - 849.0 MHz, 20039)
Detailed Specification:	Continuous Waveform
Bandwidth:	0.0 MHz
Integration Time:	100.0 ms

¹ PAR (0.1%) in accordance with FCC KDB 971168, Section 6.0 "Measurement of the Peak-to-Average Power Ratio (PAPR)"

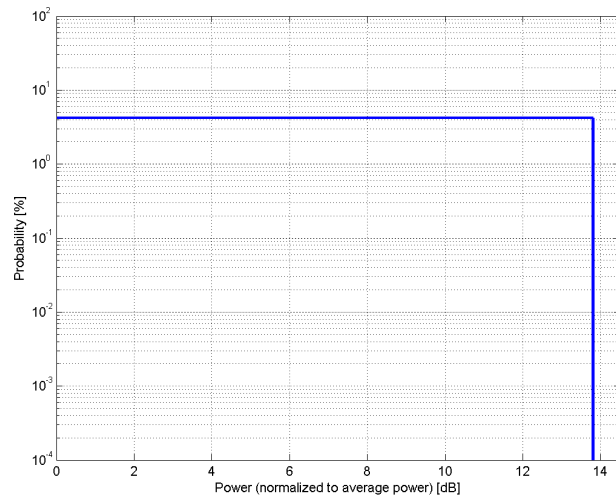
² Modulation Interference Factor (MIF) value valid only in conjunction with advanced probe response linearization calibration for the same communication system (same UID and version).

**Calibration Laboratory of
Schmid & Partner
Engineering AG**
Zeughausstrasse 43, 8004 Zurich, Switzerland

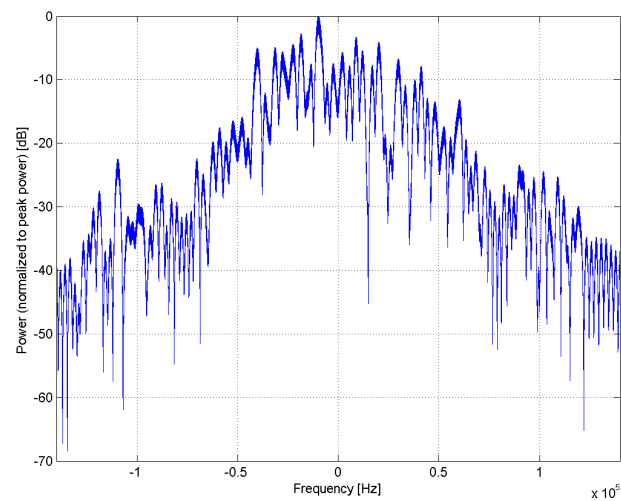
Name:	DECT (TDD, TDMA/FDM, GFSK, Full Slot, 24)
Group:	DECT
UID:	10048-CAA
PAR: ¹	13.80 dB
MIF: ²	7.03 dB
Standard Reference:	ETSI EN 300 175-3
Category:	Periodic pulsed modulation
Modulation:	GFSK
Frequency Band:	Band 00001 (1880.0-2025.0 MHz, 20170) Band 00010 (1899.1-2023.5 MHz, 20171) Band 00011 (1916.4-2023.5 MHz, 20172) Band 00100 (1937.1-2023.5 MHz, 20173) Band 00100 (1937.1-2023.5 MHz, 20173) Band 00101 (1957.8-1978.6 MHz, 20174) Band 01000 (902.0-928.0 MHz, 20175) Band 01001 (2400.0-2483.0 MHz, 20176)
Detailed Specification:	No. of active slot per frame: 1 GFSK Modulation Data Type: Bernoulli Random Sequence Bitduration Product BT=0.5
Bandwidth:	0.2 MHz
Integration Time:	10.0 ms

¹ PAR (0.1%) in accordance with FCC KDB 971168, Section 6.0 "Measurement of the Peak-to-Average Power Ratio (PAPR)"

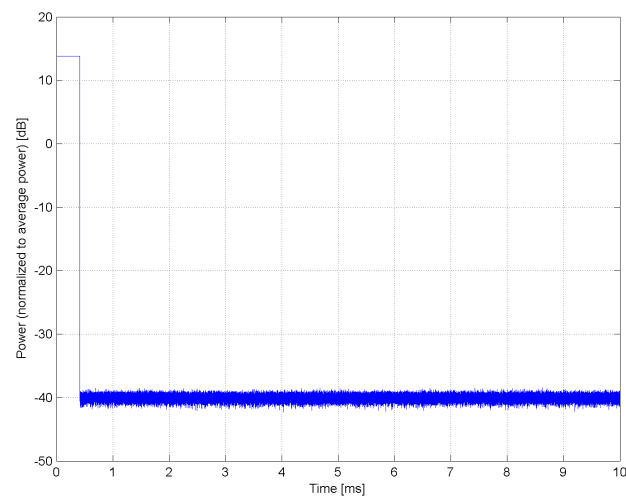
² Modulation Interference Factor (MIF) value valid only in conjunction with advanced probe response linearization calibration for the same communication system (same UID and version).



Complementary Cumulative Distribution Function (CCDF)



Frequency Domain



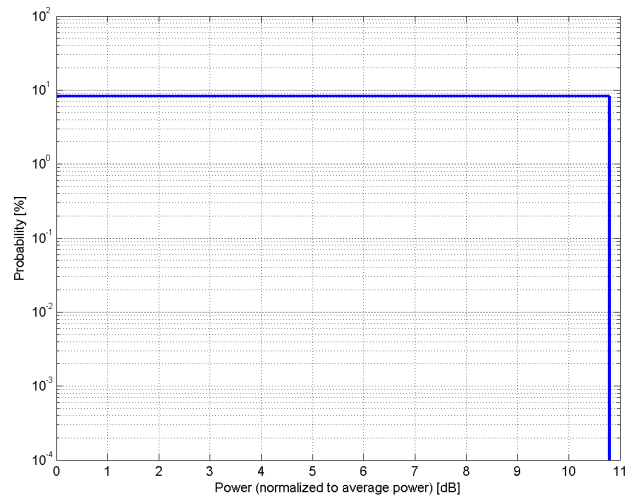
Time Domain

**Calibration Laboratory of
Schmid & Partner
Engineering AG**
Zeughausstrasse 43, 8004 Zurich, Switzerland

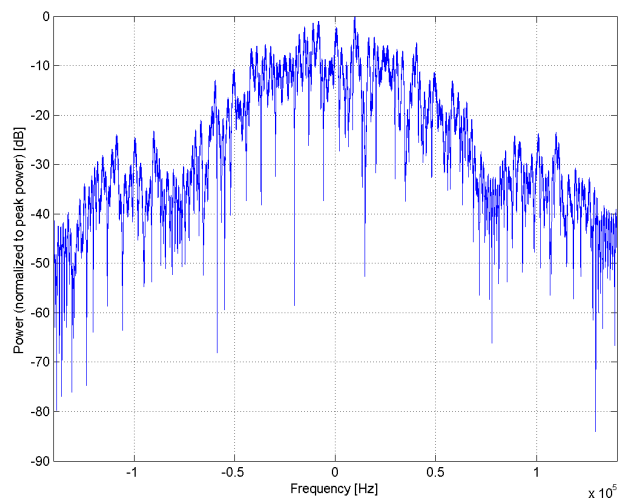
Name:	DECT (TDD, TDMA/FDM, GFSK, Double Slot, 12)
Group:	DECT
UID:	10049-CAA
PAR: ¹	10.79 dB
MIF: ²	4.66 dB
Standard Reference:	ETSI EN 300 175-3
Category:	Periodic pulsed modulation
Modulation:	GFSK
Frequency Band:	Band 00001 (1880.0-2025.0 MHz, 20170) Band 00010 (1899.1-2023.5 MHz, 20171) Band 00011 (1916.4-2023.5 MHz, 20172) Band 00100 (1937.1-2023.5 MHz, 20173) Band 00100 (1937.1-2023.5 MHz, 20173) Band 00101 (1957.8-1978.6 MHz, 20174) Band 01000 (902.0-928.0 MHz, 20175) Band 01001 (2400.0-2483.0 MHz, 20176)
Detailed Specification:	No. of active slot per frame: 2 GFSK Modulation Data Type: Bernoulli Random Sequence Bitduration Product BT=0.5
Bandwidth:	0.2 MHz
Integration Time:	10.0 ms

¹ PAR (0.1%) in accordance with FCC KDB 971168, Section 6.0 "Measurement of the Peak-to-Average Power Ratio (PAPR)"

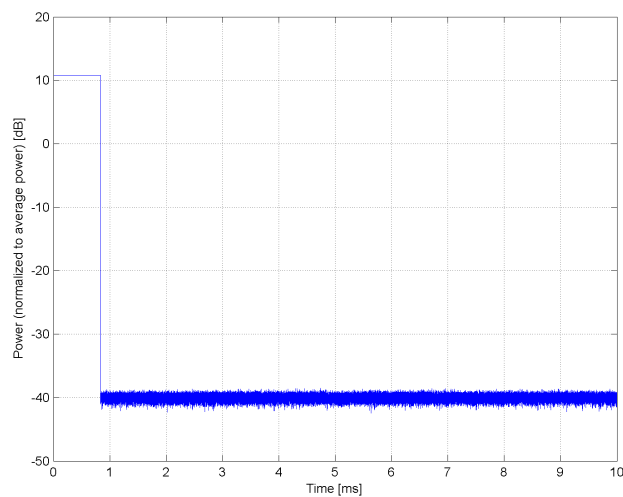
² Modulation Interference Factor (MIF) value valid only in conjunction with advanced probe response linearization calibration for the same communication system (same UID and version).



Complementary Cumulative Distribution Function (CCDF)



Frequency Domain



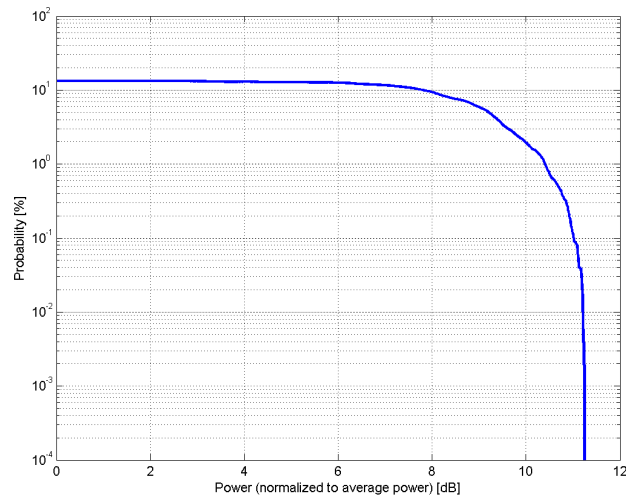
Time Domain

**Calibration Laboratory of
Schmid & Partner
Engineering AG**
Zeughausstrasse 43, 8004 Zurich, Switzerland

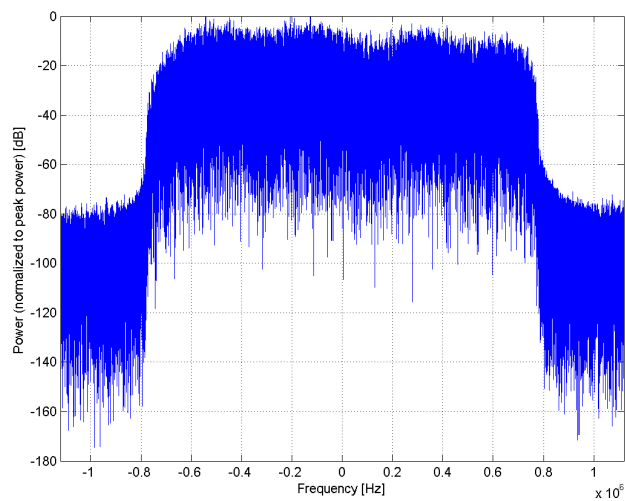
Name:	UMTS-TDD (TD-SCDMA, 1.28 Mcps)
Group:	TD-SCDMA
UID:	10056-CAA
PAR: ¹	11.01 dB
MIF: ²	3.10 dB
Standard Reference:	3GPP TS 25.102, Appendix A.2.1.2
Category:	Periodic pulsed modulation
Modulation:	QPSK
Frequency Band:	Band a1, UTRA/TDD (1900.0-1920.0 MHz, 20055) Band a2, UTRA/TDD (2010.0-2025.0 MHz, 20056) Band b1, UTRA/TDD (1850.0-1910.0 MHz, 20057) Band b2, UTRA/TDD (1930.0-1990.0 MHz, 20058) Band c, UTRA/TDD (1910.0-1930.0 MHz, 20059) Band d, UTRA/TDD (2570.0-2620.0 MHz, 20060) Band e, UTRA/TDD (2300.0-2400.0 MHz, 20061) Band f, UTRA/TDD (1880.0-1920.0 MHz, 20062)
Detailed Specification:	Chiprate: 1.28 Mcps Information Data Rate: 12.2 kbps Spread Factor: 8
Bandwidth:	1.6 MHz
Integration Time:	100.0 ms

¹ PAR (0.1%) in accordance with FCC KDB 971168, Section 6.0 "Measurement of the Peak-to-Average Power Ratio (PAPR)"

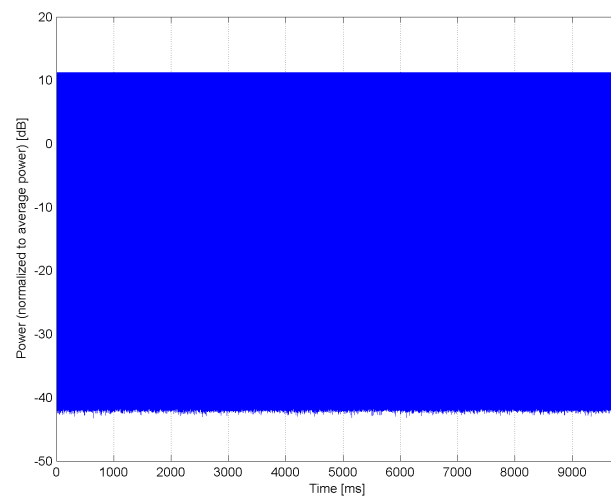
² Modulation Interference Factor (MIF) value valid only in conjunction with advanced probe response linearization calibration for the same communication system (same UID and version).



Complementary Cumulative Distribution Function (CCDF)



Frequency Domain



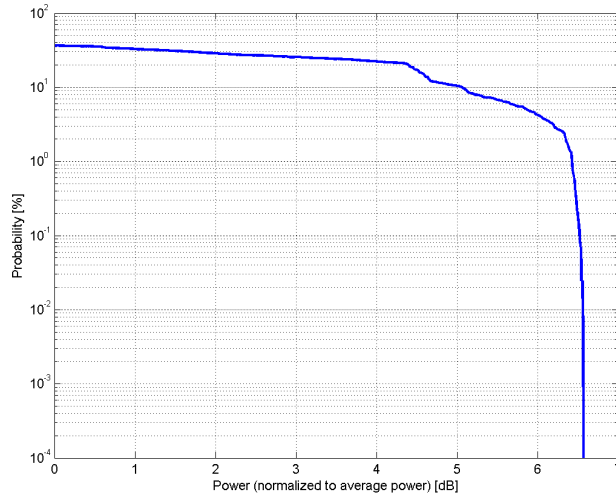
Time Domain

**Calibration Laboratory of
Schmid & Partner
Engineering AG**
Zeughausstrasse 43, 8004 Zurich, Switzerland

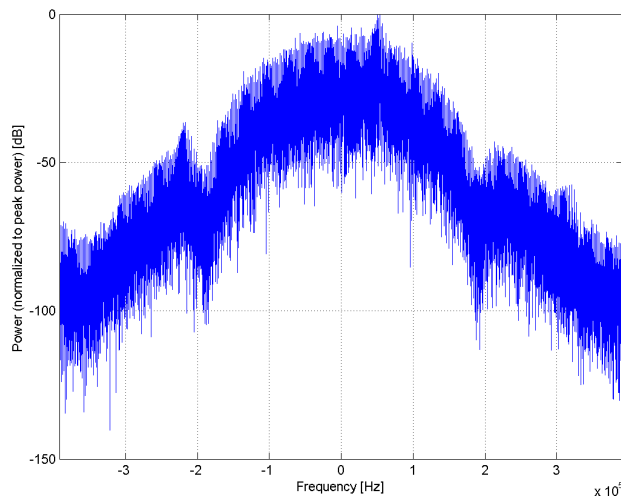
Name:	EDGE-FDD (TDMA, 8PSK, TN 0-1-2-3)
Group:	GSM
UID:	10058-DAC
PAR: ¹	6.52 dB
MIF: ²	-1.82 dB
Standard Reference:	ETSI TS 100 909 V8.9.0 (2005-01) FCC OET KDB 941225, D03 and D04
Category:	Periodic pulsed modulation
Modulation:	8PSK
Frequency Band:	GSM 450 (450.4 - 457.6 MHz) GSM 480 (478.8 - 486.0 MHz) GSM 710 (698.0 - 716.0 MHz) GSM 750 (747.0 - 763.0 MHz) GSM 850 (824.0 - 849.0 MHz) P-GSM 900 (890.0 - 915.0 MHz) E-GSM 900 (880.0 - 915.0 MHz) R-GSM 900 (876.0 - 915.0 MHz) DCS 1800 (1710.0 - 1785.0 MHz) PCS 1900 (1850.0 - 1910.0 MHz) ER-GSM 900 (873.0 - 915.0 MHz) Validation band (0.0 - 6000.0 MHz)
Detailed Specification:	Active Slots: TN0, TN1, TN2, TN3 Data: PN9 continuous Frame: composed out of 8 Slots Multiframe: 13th (PTCCH) and 26th (IDLE) Frame set blank Slottype & -timing: Normal burst for 8PSK
Bandwidth:	0.2 MHz
Integration Time:	60.0 ms

¹ PAR (0.1%) in accordance with FCC KDB 971168, Section 6.0 "Measurement of the Peak-to-Average Power Ratio (PAPR)"

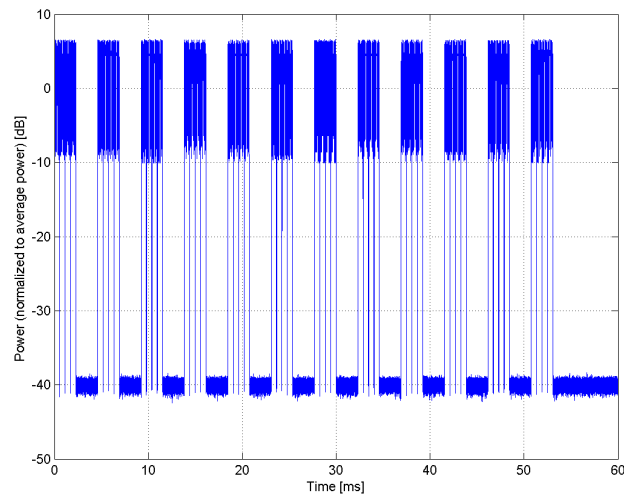
² Modulation Interference Factor (MIF) value valid only in conjunction with advanced probe response linearization calibration for the same communication system (same UID and version).



Complementary Cumulative Distribution Function (CCDF)



Frequency Domain



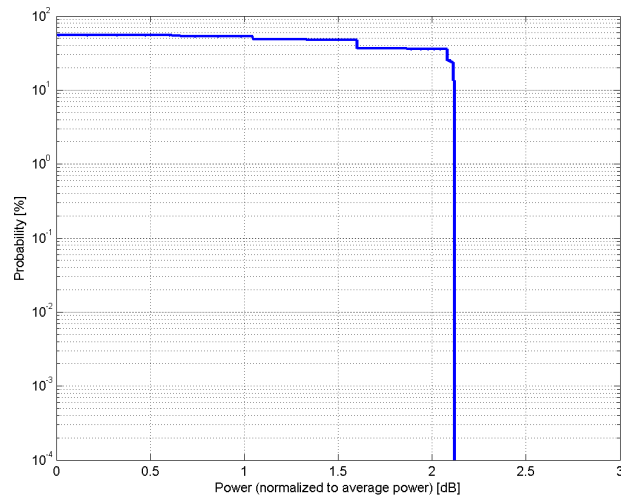
Time Domain

**Calibration Laboratory of
Schmid & Partner
Engineering AG**
Zeughausstrasse 43, 8004 Zurich, Switzerland

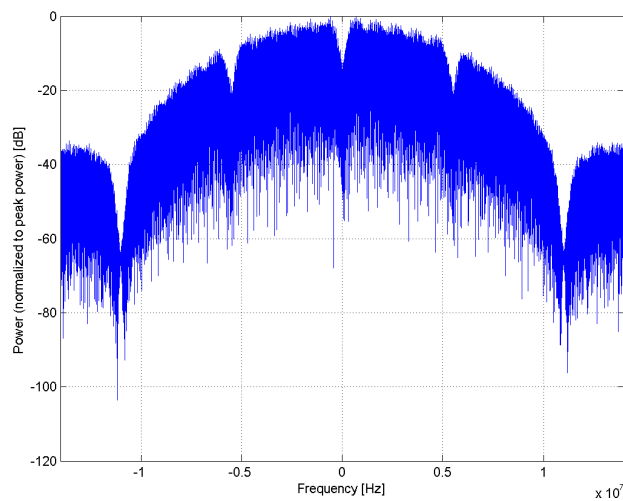
Name:	IEEE 802.11b WiFi 2.4 GHz (DSSS, 2 Mbps)
Group:	WLAN
UID:	10059-CAB
PAR: ¹	2.12 dB
MIF: ²	-5.17 dB
Standard Reference:	IEEE 802.11b-1999 , Part 11, FCC SAR meas for 802 11 a b g v01r02 (248227 D01)
Category:	Random amplitude modulation
Modulation:	DQPSK
Frequency Band:	WLAN 2.4GHz (2412.0-2484.0 MHz, 20230)
Detailed Specification:	Data Rate: 2 Mbps Spreading, Coding: DSSS, 11 Chip Barker PPDU format: Long Preamble & Heading PSDU Length: 1024 PSDU Data: PN9
Bandwidth:	20.0 MHz
Integration Time:	4.9 ms

¹ PAR (0.1%) in accordance with FCC KDB 971168, Section 6.0 "Measurement of the Peak-to-Average Power Ratio (PAPR)"

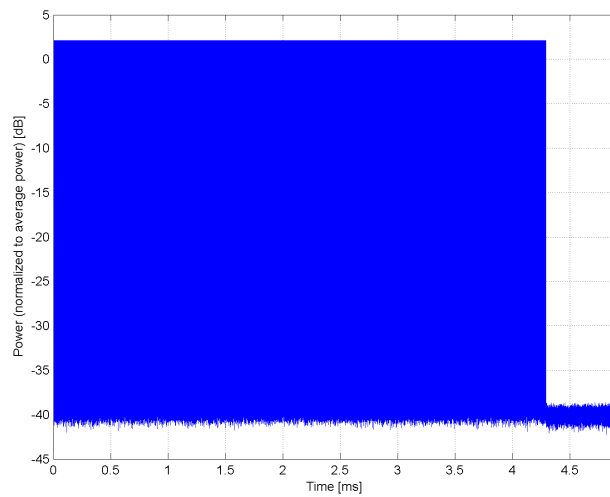
² Modulation Interference Factor (MIF) value valid only in conjunction with advanced probe response linearization calibration for the same communication system (same UID and version).



Complementary Cumulative Distribution Function (CCDF)



Frequency Domain



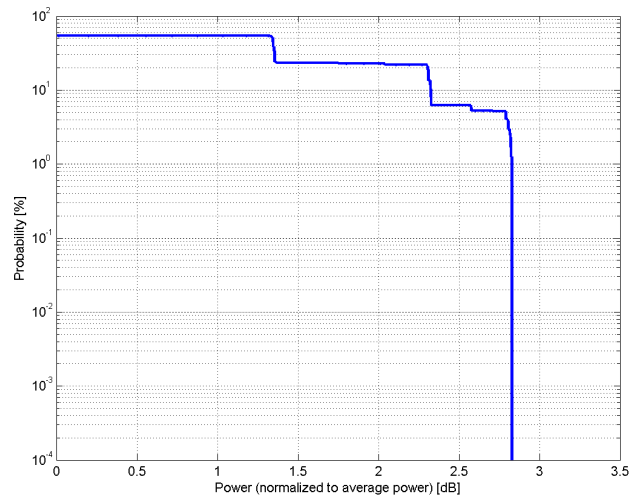
Time Domain

**Calibration Laboratory of
Schmid & Partner
Engineering AG**
Zeughausstrasse 43, 8004 Zurich, Switzerland

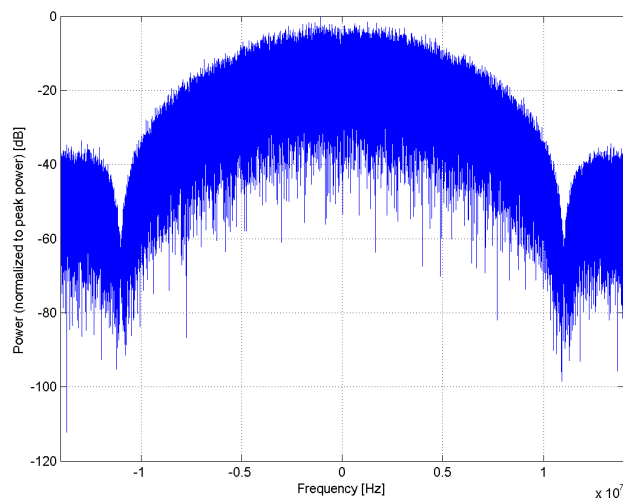
Name:	IEEE 802.11b WiFi 2.4 GHz (DSSS, 5.5 Mbps)
Group:	WLAN
UID:	10060-CAB
PAR: ¹	2.83 dB
MIF: ²	-3.37 dB
Standard Reference:	IEEE 802.11b-1999 , Part 11, FCC SAR meas for 802 11 a b g v01r02 (248227 D01)
Category:	Random amplitude modulation
Modulation:	DQPSK
Frequency Band:	WLAN 2.4GHz (2412.0-2484.0 MHz, 20230)
Detailed Specification:	Data Rate: 5.5 Mbps Spreading, Coding: CCK PPDU format: Long Preamble & Heading PSDU Length: 1024 PSDU Data: PN9
Bandwidth:	20.0 MHz
Integration Time:	2.3 ms

¹ PAR (0.1%) in accordance with FCC KDB 971168, Section 6.0 "Measurement of the Peak-to-Average Power Ratio (PAPR)"

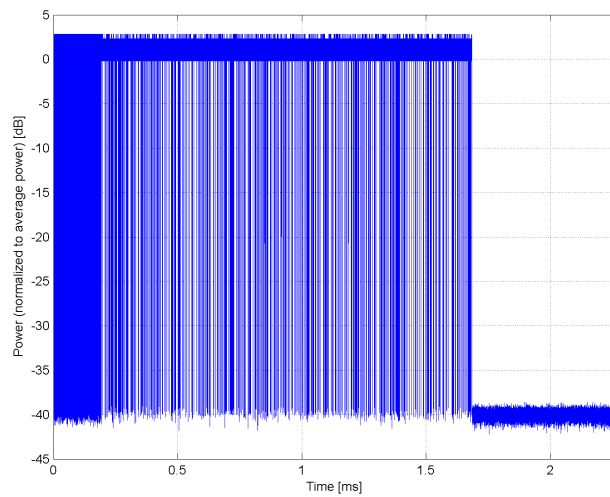
² Modulation Interference Factor (MIF) value valid only in conjunction with advanced probe response linearization calibration for the same communication system (same UID and version).



Complementary Cumulative Distribution Function (CCDF)



Frequency Domain



Time Domain

**Calibration Laboratory of
Schmid & Partner
Engineering AG**
Zeughausstrasse 43, 8004 Zurich, Switzerland

Name: **IEEE 802.11b WiFi 2.4 GHz (DSSS, 11 Mbps)**

Group: WLAN
UID: 10061-CAB

PAR: ¹ **3.60 dB**
MIF: ² **-2.02 dB**

Standard Reference: IEEE 802.11b-1999 , Part 11, FCC SAR meas for 802 11 a b g
v01r02 (248227 D01)

Category: Random amplitude modulation

Modulation: DQPSK

Frequency Band: WLAN 2.4GHz (2412.0-2484.0 MHz, 20230)

Detailed Specification: Data Rate: 11 Mbps
Spreading, Coding: CCK
PPDU format: Long Preamble & Heading
PSDU Length: 1024
PSDU Data: PN9

Bandwidth: 20.0 MHz

Integration Time: 1.5 ms

¹ PAR (0.1%) in accordance with FCC KDB 971168, Section 6.0 "Measurement of the Peak-to-Average Power Ratio (PAPR)"

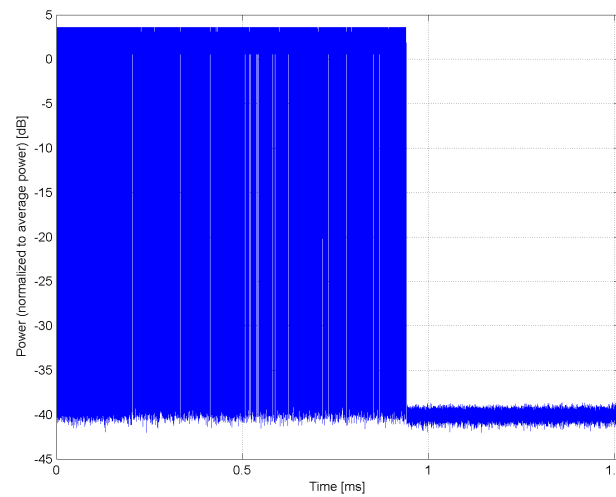
² Modulation Interference Factor (MIF) value valid only in conjunction with advanced probe response linearization calibration for the same communication system (same UID and version).



Complementary Cumulative Distribution Function (CCDF)



Frequency Domain



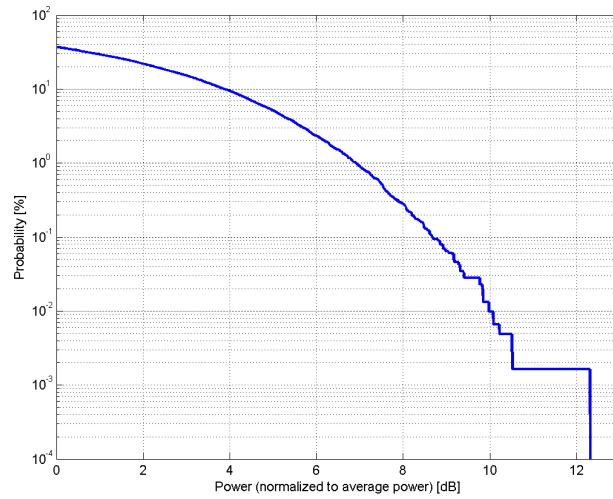
Time Domain

**Calibration Laboratory of
Schmid & Partner
Engineering AG**
Zeughausstrasse 43, 8004 Zurich, Switzerland

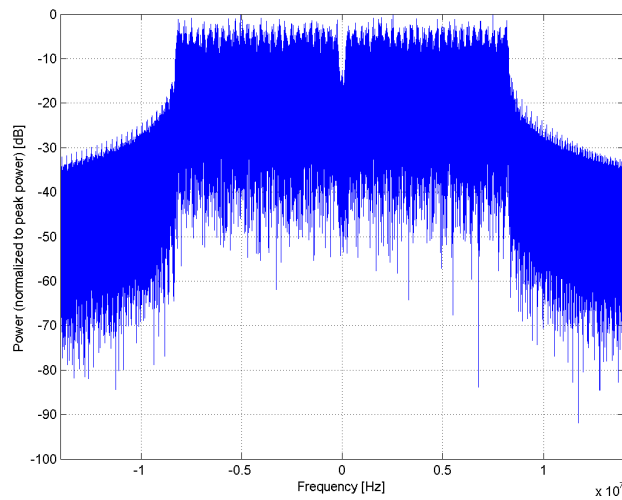
Name:	IEEE 802.11a/h WiFi 5 GHz (OFDM, 6 Mbps)
Group:	WLAN
UID:	10062-CAD
PAR: ¹	8.68 dB
MIF: ²	-5.82 dB
Standard Reference:	IEEE 802.11a-1999 (R2003) , Part 11 IEEE 802.11h-2003 , Part 11 FCC SAR meas for 802 11 a b g v01r02 (248227 D01)
Category:	Random amplitude modulation
Modulation:	BPSK
Frequency Band:	WLAN 5GHz (4915.0 - 5825.0 MHz) U-NII-1, U-NII-2A (5170 - 5330 MHz) U-NII-2C Standalone (5490 - 5710 MHz) U-NII-2C <5.65 GHz (5490 - 5650 MHz) U-NII-3 Standalone (5735 - 5835 MHz) U-NII-2C, U-NII-3 (5650 - 5835 MHz) U-NII-4 (5.825 - 5.925 MHz) Validation band (0.0 - 6000.0 MHz)
Detailed Specification:	Data Rate: 6 Mbps Coding Rate: 1/2 Coded bits per subcarrier: 1 Coded bits per OFDM symbol: 48 Data bits per OFDM symbol: 24 PSDU Length: 1000 Bytes PSDU Data: PN9
Bandwidth:	20.0 MHz
Integration Time:	1.5 ms

¹ PAR (0.1%) in accordance with FCC KDB 971168, Section 6.0 "Measurement of the Peak-to-Average Power Ratio (PAPR)"

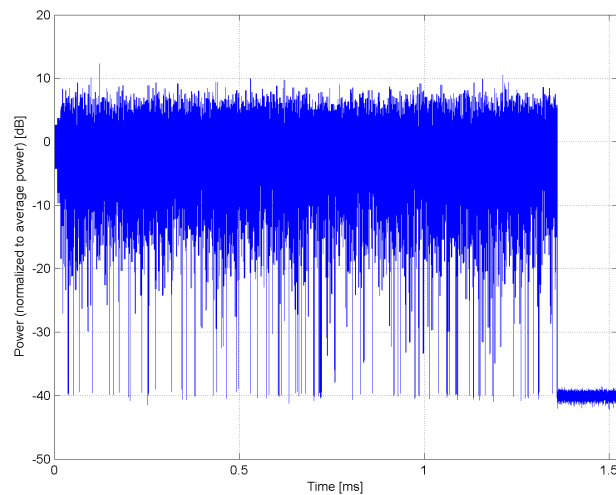
² Modulation Interference Factor (MIF) value valid only in conjunction with advanced probe response linearization calibration for the same communication system (same UID and version).



Complementary Cumulative Distribution Function (CCDF)



Frequency Domain



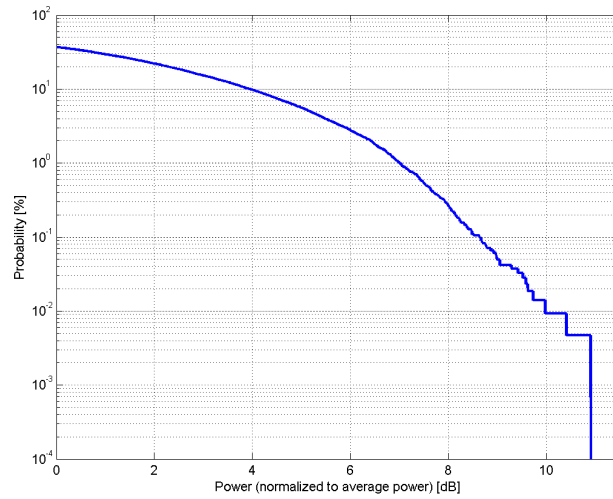
Time Domain

**Calibration Laboratory of
Schmid & Partner
Engineering AG**
Zeughausstrasse 43, 8004 Zurich, Switzerland

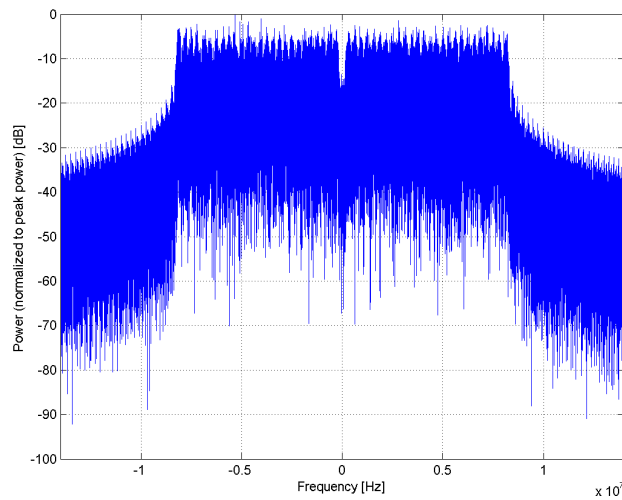
Name:	IEEE 802.11a/h WiFi 5 GHz (OFDM, 9 Mbps)
Group:	WLAN
UID:	10063-CAD
PAR: ¹	8.63 dB
MIF: ²	-5.14 dB
Standard Reference:	IEEE 802.11a-1999 (R2003) , Part 11 IEEE 802.11h-2003 , Part 11 FCC SAR meas for 802 11 a b g v01r02 (248227 D01)
Category:	Random amplitude modulation
Modulation:	BPSK
Frequency Band:	WLAN 5GHz (4915.0 - 5825.0 MHz) U-NII-1, U-NII-2A (5170 - 5330 MHz) U-NII-2C Standalone (5490 - 5710 MHz) U-NII-2C <5.65 GHz (5490 - 5650 MHz) U-NII-3 Standalone (5735 - 5835 MHz) U-NII-2C, U-NII-3 (5650 - 5835 MHz) U-NII-4 (5.825 - 5.925 MHz) Validation band (0.0 - 6000.0 MHz)
Detailed Specification:	Data Rate: 9 Mbps Coding Rate: 3/4 Coded bits per subcarrier: 1 Coded bits per OFDM symbol: 48 Data bits per OFDM symbol: 36 PSDU Length: 1000 Bytes PSDU Data: PN9
Bandwidth:	20.0 MHz
Integration Time:	1.1 ms

¹ PAR (0.1%) in accordance with FCC KDB 971168, Section 6.0 "Measurement of the Peak-to-Average Power Ratio (PAPR)"

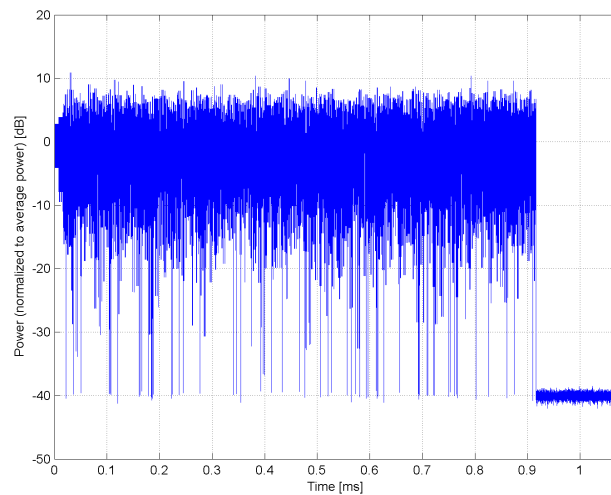
² Modulation Interference Factor (MIF) value valid only in conjunction with advanced probe response linearization calibration for the same communication system (same UID and version).



Complementary Cumulative Distribution Function (CCDF)



Frequency Domain



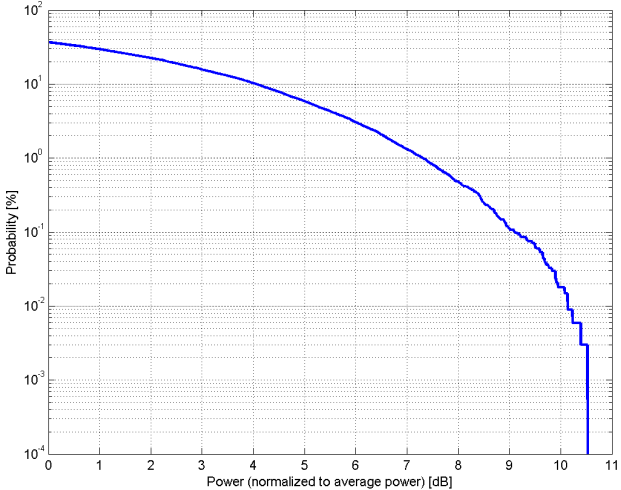
Time Domain

**Calibration Laboratory of
Schmid & Partner
Engineering AG**
Zeughausstrasse 43, 8004 Zurich, Switzerland

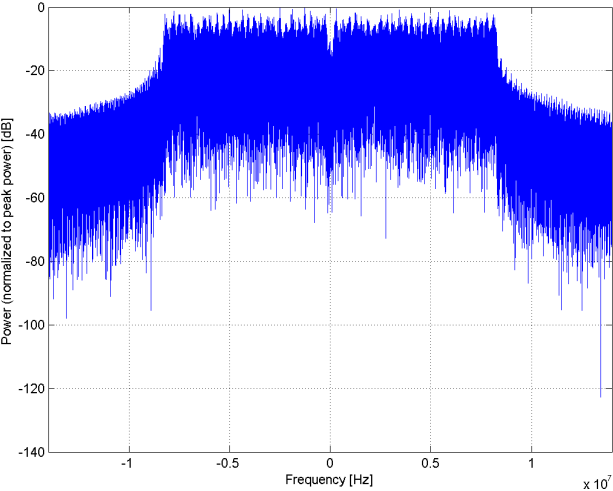
Name:	IEEE 802.11a/h WiFi 5 GHz (OFDM, 12 Mbps)
Group:	WLAN
UID:	10064-CAD
PAR: ¹	9.09 dB
MIF: ²	-4.67 dB
Standard Reference:	IEEE 802.11a-1999 (R2003) , Part 11 IEEE 802.11h-2003 , Part 11 FCC SAR meas for 802 11 a b g v01r02 (248227 D01)
Category:	Random amplitude modulation
Modulation:	QPSK
Frequency Band:	WLAN 5GHz (4915.0 - 5825.0 MHz) U-NII-1, U-NII-2A (5170 - 5330 MHz) U-NII-2C Standalone (5490 - 5710 MHz) U-NII-2C <5.65 GHz (5490 - 5650 MHz) U-NII-3 Standalone (5735 - 5835 MHz) U-NII-2C, U-NII-3 (5650 - 5835 MHz) U-NII-4 (5.825 - 5.925 MHz) Validation band (0.0 - 6000.0 MHz)
Detailed Specification:	Data Rate: 12 Mbps Coding Rate: 1/2 Coded bits per subcarrier: 2 Coded bits per OFDM symbol: 96 Data bits per OFDM symbol: 48 PSDU Length: 1000 Bytes PSDU Data: PN9
Bandwidth:	20.0 MHz
Integration Time:	0.8 ms

¹ PAR (0.1%) in accordance with FCC KDB 971168, Section 6.0 "Measurement of the Peak-to-Average Power Ratio (PAPR)"

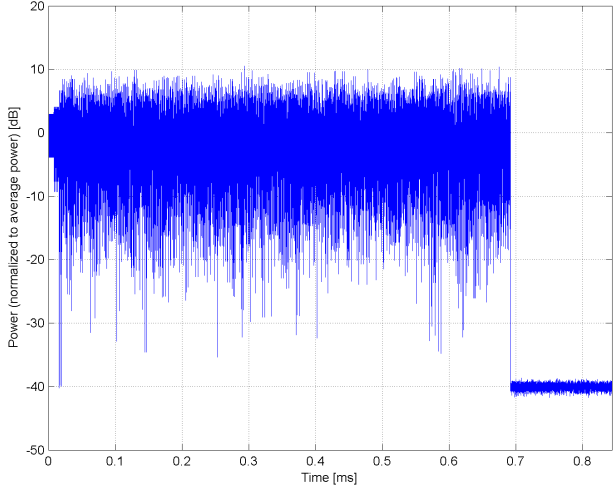
² Modulation Interference Factor (MIF) value valid only in conjunction with advanced probe response linearization calibration for the same communication system (same UID and version).



Complementary Cumulative Distribution Function (CCDF)



Frequency Domain



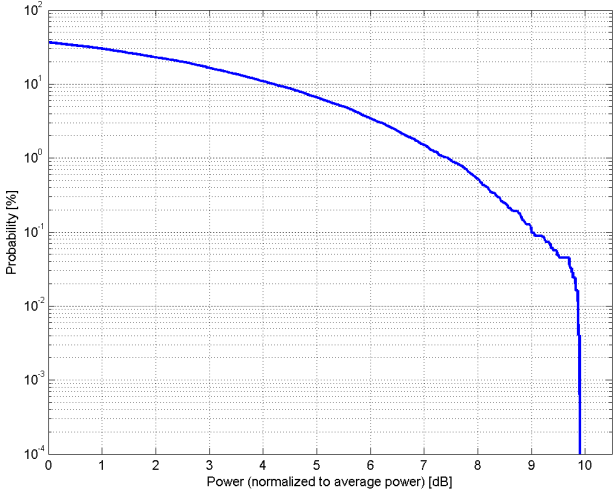
Time Domain

**Calibration Laboratory of
Schmid & Partner
Engineering AG**
Zeughausstrasse 43, 8004 Zurich, Switzerland

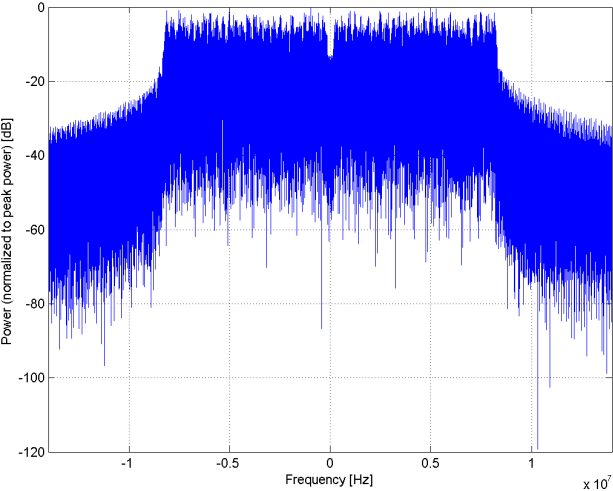
Name:	IEEE 802.11a/h WiFi 5 GHz (OFDM, 18 Mbps)
Group:	WLAN
UID:	10065-CAD
PAR: ¹	9.00 dB
MIF: ²	-4.00 dB
Standard Reference:	IEEE 802.11a-1999 (R2003) , Part 11 IEEE 802.11h-2003 , Part 11 FCC SAR meas for 802 11 a b g v01r02 (248227 D01)
Category:	Random amplitude modulation
Modulation:	QPSK
Frequency Band:	WLAN 5GHz (4915.0 - 5825.0 MHz) U-NII-1, U-NII-2A (5170 - 5330 MHz) U-NII-2C Standalone (5490 - 5710 MHz) U-NII-2C <5.65 GHz (5490 - 5650 MHz) U-NII-3 Standalone (5735 - 5835 MHz) U-NII-2C, U-NII-3 (5650 - 5835 MHz) U-NII-4 (5.825 - 5.925 MHz) Validation band (0.0 - 6000.0 MHz)
Detailed Specification:	Data Rate: 18 Mbps Coding Rate: 3/4 Coded bits per subcarrier: 2 Coded bits per OFDM symbol: 96 Data bits per OFDM symbol: 72 PSDU Length: 1000 Bytes PSDU Data: PN9
Bandwidth:	20.0 MHz
Integration Time:	0.6 ms

¹ PAR (0.1%) in accordance with FCC KDB 971168, Section 6.0 "Measurement of the Peak-to-Average Power Ratio (PAPR)"

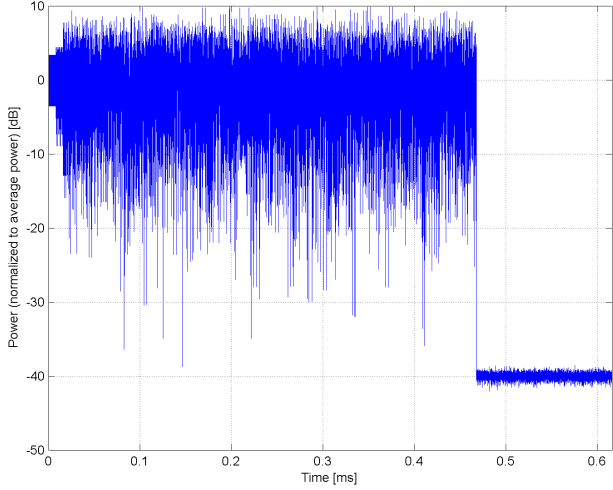
² Modulation Interference Factor (MIF) value valid only in conjunction with advanced probe response linearization calibration for the same communication system (same UID and version).



Complementary Cumulative Distribution Function (CCDF)



Frequency Domain



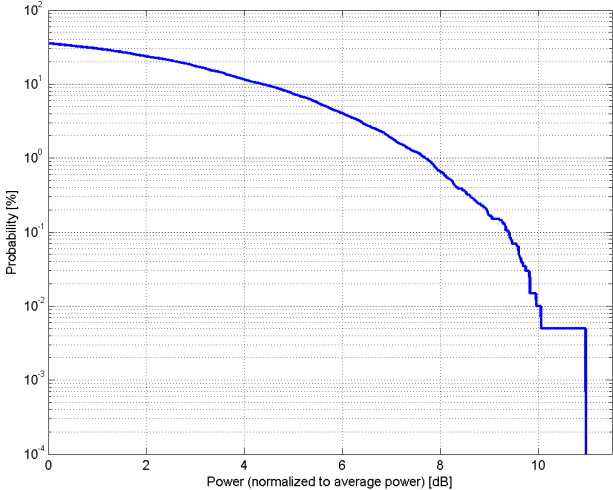
Time Domain

**Calibration Laboratory of
Schmid & Partner
Engineering AG**
Zeughausstrasse 43, 8004 Zurich, Switzerland

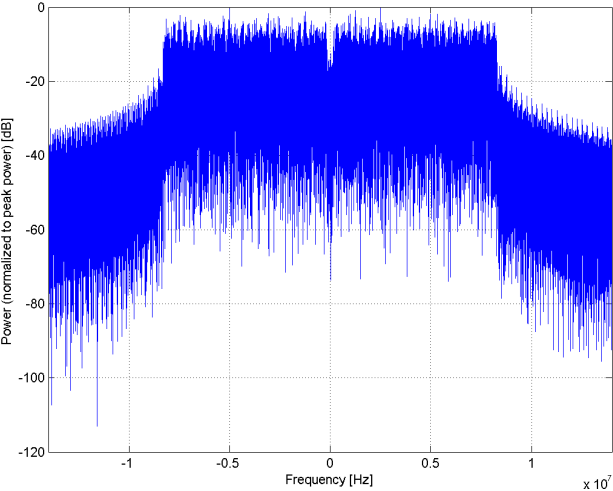
Name:	IEEE 802.11a/h WiFi 5 GHz (OFDM, 24 Mbps)
Group:	WLAN
UID:	10066-CAD
PAR: ¹	9.38 dB
MIF: ²	-3.55 dB
Standard Reference:	IEEE 802.11a-1999 (R2003) , Part 11 IEEE 802.11h-2003 , Part 11 FCC SAR meas for 802 11 a b g v01r02 (248227 D01)
Category:	Random amplitude modulation
Modulation:	16-QAM
Frequency Band:	WLAN 5GHz (4915.0 - 5825.0 MHz) U-NII-1, U-NII-2A (5170 - 5330 MHz) U-NII-2C Standalone (5490 - 5710 MHz) U-NII-2C <5.65 GHz (5490 - 5650 MHz) U-NII-3 Standalone (5735 - 5835 MHz) U-NII-2C, U-NII-3 (5650 - 5835 MHz) U-NII-4 (5.825 - 5.925 MHz) Validation band (0.0 - 6000.0 MHz)
Detailed Specification:	Data Rate: 24 Mbps Coding Rate: 1/2 Coded bits per subcarrier: 4 Coded bits per OFDM symbol: 192 Data bits per OFDM symbol: 96 PSDU Length: 1000 Bytes PSDU Data: PN9
Bandwidth:	20.0 MHz
Integration Time:	0.5 ms

¹ PAR (0.1%) in accordance with FCC KDB 971168, Section 6.0 "Measurement of the Peak-to-Average Power Ratio (PAPR)"

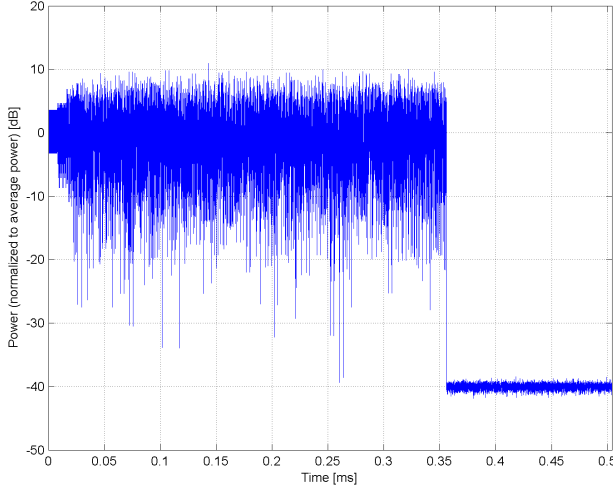
² Modulation Interference Factor (MIF) value valid only in conjunction with advanced probe response linearization calibration for the same communication system (same UID and version).



Complementary Cumulative Distribution Function (CCDF)



Frequency Domain



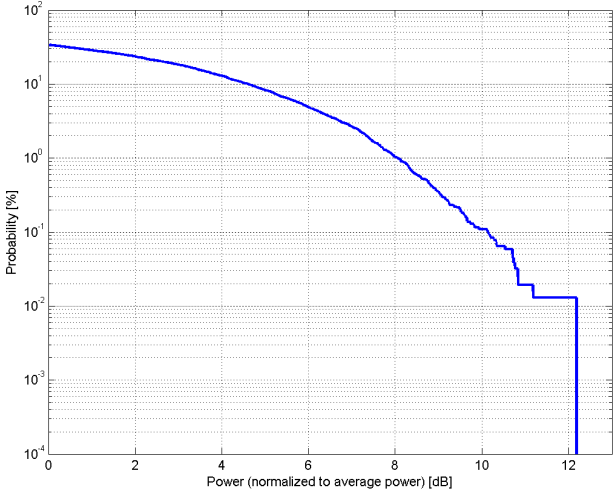
Time Domain

**Calibration Laboratory of
Schmid & Partner
Engineering AG**
Zeughausstrasse 43, 8004 Zurich, Switzerland

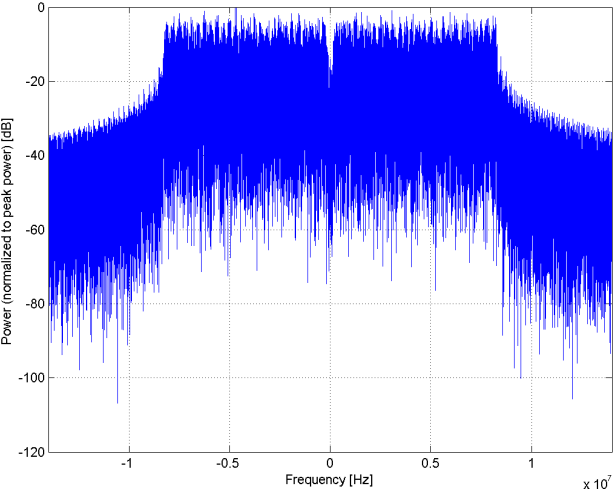
Name:	IEEE 802.11a/h WiFi 5 GHz (OFDM, 36 Mbps)
Group:	WLAN
UID:	10067-CAD
PAR: ¹	10.12 dB
MIF: ²	-3.20 dB
Standard Reference:	IEEE 802.11a-1999 (R2003) , Part 11 IEEE 802.11h-2003 , Part 11 FCC SAR meas for 802 11 a b g v01r02 (248227 D01)
Category:	Random amplitude modulation
Modulation:	16-QAM
Frequency Band:	WLAN 5GHz (4915.0 - 5825.0 MHz) U-NII-1, U-NII-2A (5170 - 5330 MHz) U-NII-2C Standalone (5490 - 5710 MHz) U-NII-2C <5.65 GHz (5490 - 5650 MHz) U-NII-3 Standalone (5735 - 5835 MHz) U-NII-2C, U-NII-3 (5650 - 5835 MHz) U-NII-4 (5.825 - 5.925 MHz) Validation band (0.0 - 6000.0 MHz)
Detailed Specification:	Data Rate: 36 Mbps Coding Rate: 3/4 Coded bits per subcarrier: 4 Coded bits per OFDM symbol: 192 Data bits per OFDM symbol: 144 PSDU Length: 1000 Bytes PSDU Data: PN9
Bandwidth:	20.0 MHz
Integration Time:	0.4 ms

¹ PAR (0.1%) in accordance with FCC KDB 971168, Section 6.0 "Measurement of the Peak-to-Average Power Ratio (PAPR)"

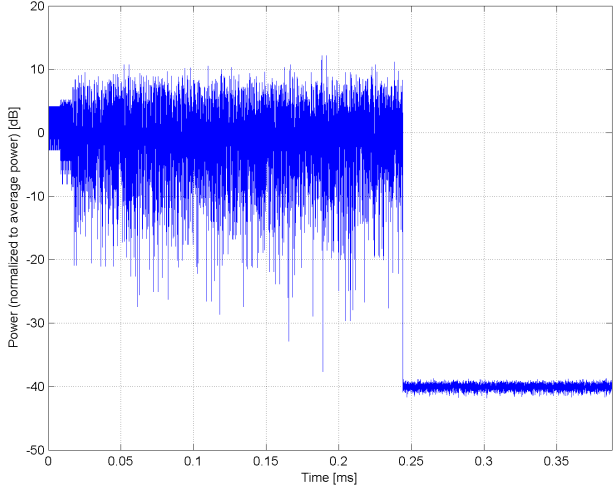
² Modulation Interference Factor (MIF) value valid only in conjunction with advanced probe response linearization calibration for the same communication system (same UID and version).



Complementary Cumulative Distribution Function (CCDF)



Frequency Domain



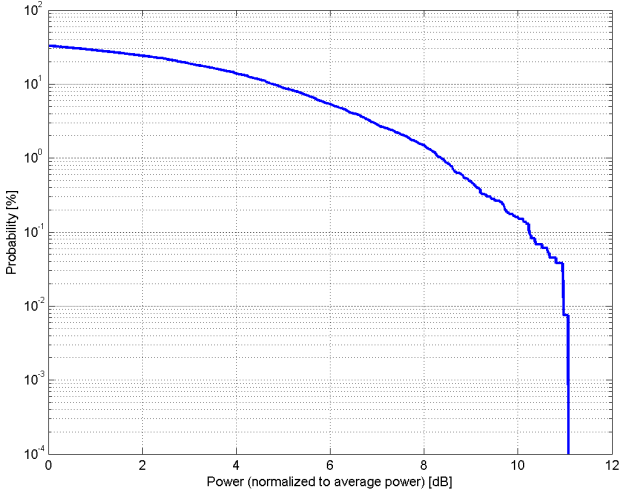
Time Domain

**Calibration Laboratory of
Schmid & Partner
Engineering AG**
Zeughausstrasse 43, 8004 Zurich, Switzerland

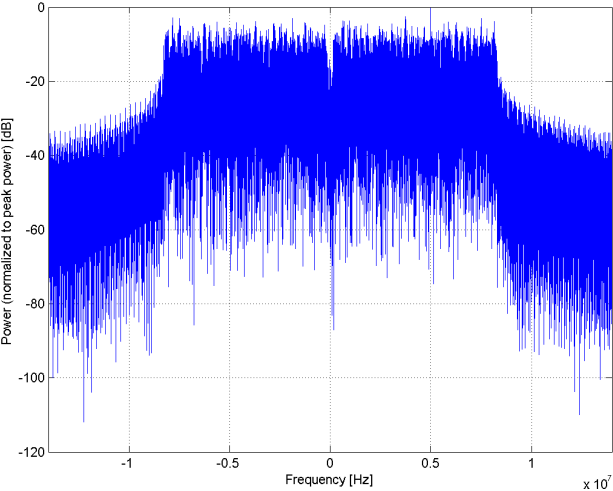
Name:	IEEE 802.11a/h WiFi 5 GHz (OFDM, 48 Mbps)
Group:	WLAN
UID:	10068-CAD
PAR: ¹	10.24 dB
MIF: ²	-3.16 dB
Standard Reference:	IEEE 802.11a-1999 (R2003) , Part 11 IEEE 802.11h-2003 , Part 11 FCC SAR meas for 802 11 a b g v01r02 (248227 D01)
Category:	Random amplitude modulation
Modulation:	64-QAM
Frequency Band:	WLAN 5GHz (4915.0 - 5825.0 MHz) U-NII-1, U-NII-2A (5170 - 5330 MHz) U-NII-2C Standalone (5490 - 5710 MHz) U-NII-2C <5.65 GHz (5490 - 5650 MHz) U-NII-3 Standalone (5735 - 5835 MHz) U-NII-2C, U-NII-3 (5650 - 5835 MHz) U-NII-4 (5.825 - 5.925 MHz) Validation band (0.0 - 6000.0 MHz)
Detailed Specification:	Data Rate: 48 Mbps Coding Rate: 2/3 Coded bits per subcarrier: 6 Coded bits per OFDM symbol: 288 Data bits per OFDM symbol: 192 PSDU Length: 1000 Bytes PSDU Data: PN9
Bandwidth:	20.0 MHz
Integration Time:	0.3 ms

¹ PAR (0.1%) in accordance with FCC KDB 971168, Section 6.0 "Measurement of the Peak-to-Average Power Ratio (PAPR)"

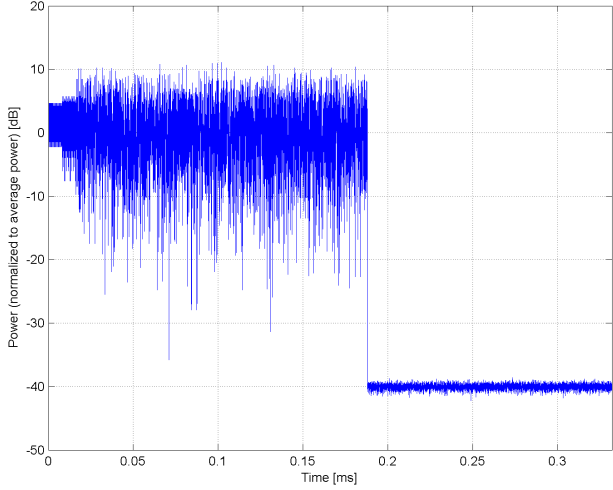
² Modulation Interference Factor (MIF) value valid only in conjunction with advanced probe response linearization calibration for the same communication system (same UID and version).



Complementary Cumulative Distribution Function (CCDF)



Frequency Domain



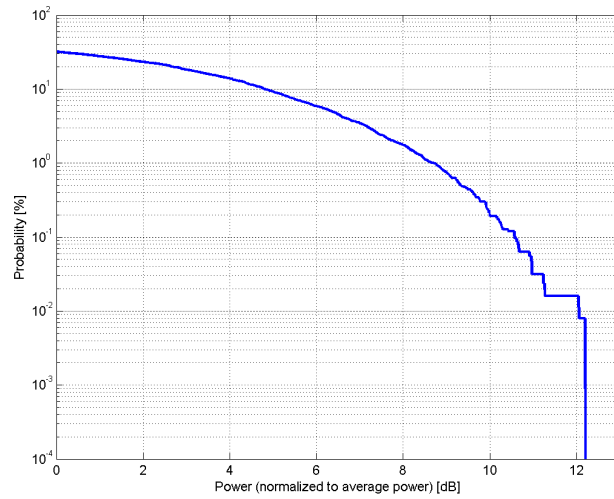
Time Domain

**Calibration Laboratory of
Schmid & Partner
Engineering AG**
Zeughausstrasse 43, 8004 Zurich, Switzerland

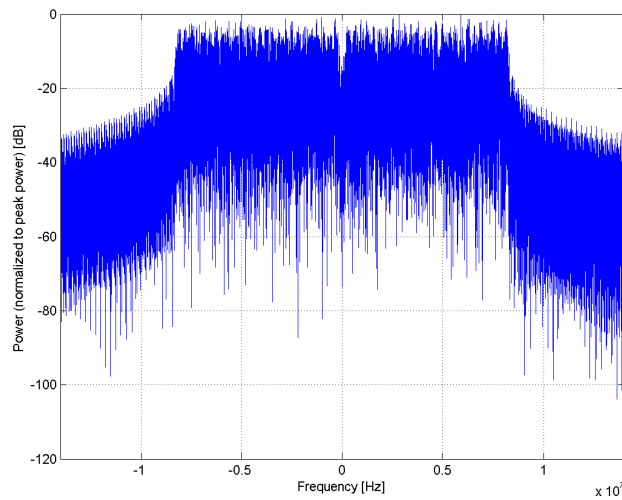
Name:	IEEE 802.11a/h WiFi 5 GHz (OFDM, 54 Mbps)
Group:	WLAN
UID:	10069-CAD
PAR: ¹	10.56 dB
MIF: ²	-3.15 dB
Standard Reference:	IEEE 802.11a-1999 (R2003) , Part 11 IEEE 802.11h-2003 , Part 11 FCC SAR meas for 802 11 a b g v01r02 (248227 D01)
Category:	Random amplitude modulation
Modulation:	64-QAM
Frequency Band:	WLAN 5GHz (4915.0 - 5825.0 MHz) U-NII-1, U-NII-2A (5170 - 5330 MHz) U-NII-2C Standalone (5490 - 5710 MHz) U-NII-2C <5.65 GHz (5490 - 5650 MHz) U-NII-3 Standalone (5735 - 5835 MHz) U-NII-2C, U-NII-3 (5650 - 5835 MHz) U-NII-4 (5.825 - 5.925 MHz) Validation band (0.0 - 6000.0 MHz)
Detailed Specification:	Data Rate: 54 Mbps Coding Rate: 3/4 Coded bits per subcarrier: 6 Coded bits per OFDM symbol: 288 Data bits per OFDM symbol: 216 PSDU Length: 1000 Bytes PSDU Data: PN9
Bandwidth:	20.0 MHz
Integration Time:	0.3 ms

¹ PAR (0.1%) in accordance with FCC KDB 971168, Section 6.0 "Measurement of the Peak-to-Average Power Ratio (PAPR)"

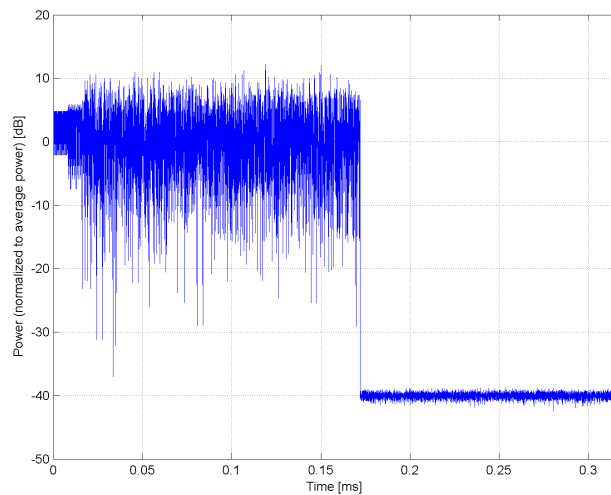
² Modulation Interference Factor (MIF) value valid only in conjunction with advanced probe response linearization calibration for the same communication system (same UID and version).



Complementary Cumulative Distribution Function (CCDF)



Frequency Domain



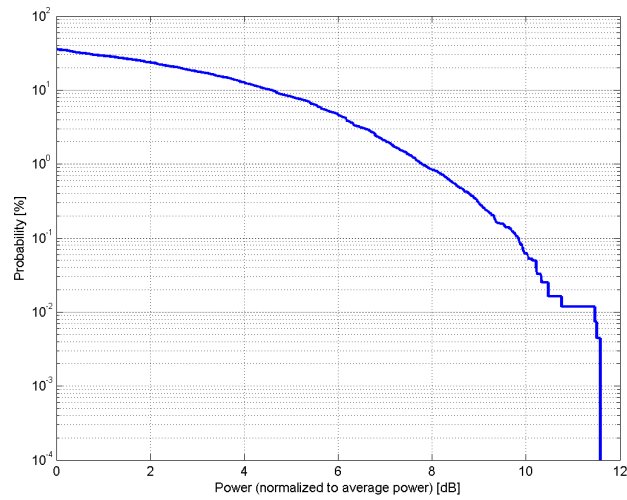
Time Domain

**Calibration Laboratory of
Schmid & Partner
Engineering AG**
Zeughausstrasse 43, 8004 Zurich, Switzerland

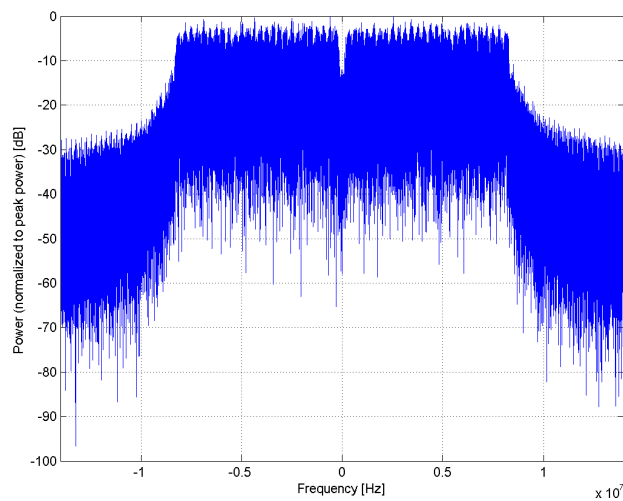
Name:	IEEE 802.11g WiFi 2.4 GHz (DSSS/OFDM, 9 Mbps)
Group:	WLAN
UID:	10071-CAB
PAR: ¹	9.83 dB
MIF: ²	-2.40 dB
Standard Reference:	IEEE 802.11g-2003 , Part 11 FCC SAR meas for 802 11 a b g v01r02 (248227 D01)
Category:	Random amplitude modulation
Modulation:	BPSK
Frequency Band:	WLAN 2.4GHz (2412.0-2484.0 MHz, 20230)
Detailed Specification:	Data Rate: 9 Mbps Coding Rate: 3/4 Coded bits per subcarrier: 1 Coded bits per OFDM symbol: 48 Data bits per OFDM symbol: 36 PSDU Length: 1000 Bytes PSDU Data: PN9
Bandwidth:	20.0 MHz
Integration Time:	1.7 ms

¹ PAR (0.1%) in accordance with FCC KDB 971168, Section 6.0 "Measurement of the Peak-to-Average Power Ratio (PAPR)"

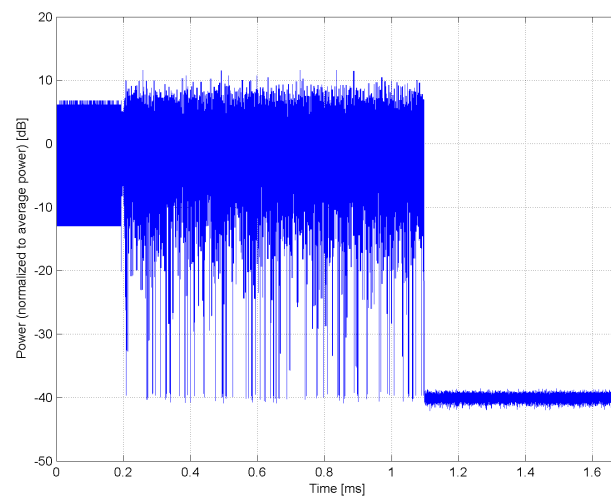
² Modulation Interference Factor (MIF) value valid only in conjunction with advanced probe response linearization calibration for the same communication system (same UID and version).



Complementary Cumulative Distribution Function (CCDF)



Frequency Domain



Time Domain

**Calibration Laboratory of
Schmid & Partner
Engineering AG**
Zeughausstrasse 43, 8004 Zurich, Switzerland

Name: **IEEE 802.11g WiFi 2.4 GHz (DSSS/OFDM, 12 Mbps)**

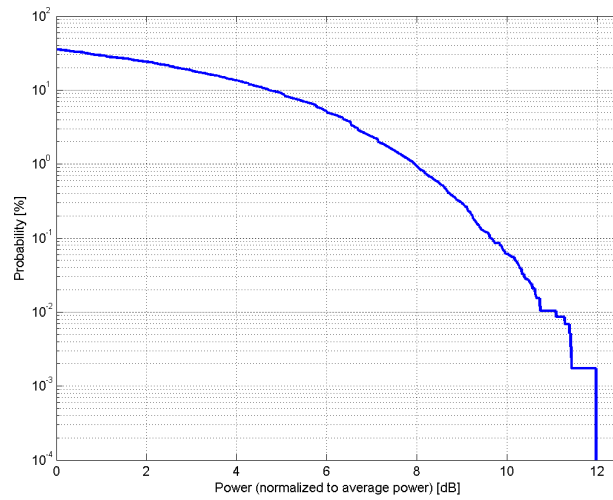
Group: WLAN
UID: 10072-CAB

PAR: ¹ **9.62 dB**
MIF: ² **-1.88 dB**

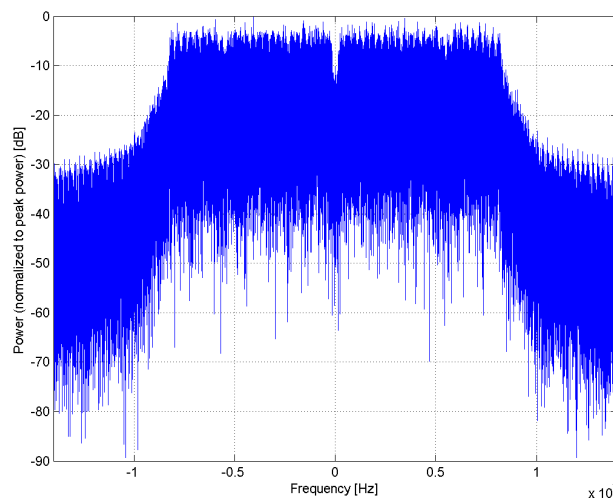
Standard Reference: IEEE 802.11g-2003 , Part 11
FCC SAR meas for 802 11 a b g v01r02 (248227 D01)
Category: Random amplitude modulation
Modulation: QPSK
Frequency Band: WLAN 2.4GHz (2412.0-2484.0 MHz, 20230)
Detailed Specification: Data Rate: 12 Mbps
Coding Rate: 1/2
Coded bits per subcarrier: 2
Coded bits per OFDM symbol: 96
Data bits per OFDM symbol: 48
PSDU Length: 1000 Bytes
PSDU Data: PN9
Bandwidth: 20.0 MHz
Integration Time: 1.5 ms

¹ PAR (0.1%) in accordance with FCC KDB 971168, Section 6.0 "Measurement of the Peak-to-Average Power Ratio (PAPR)"

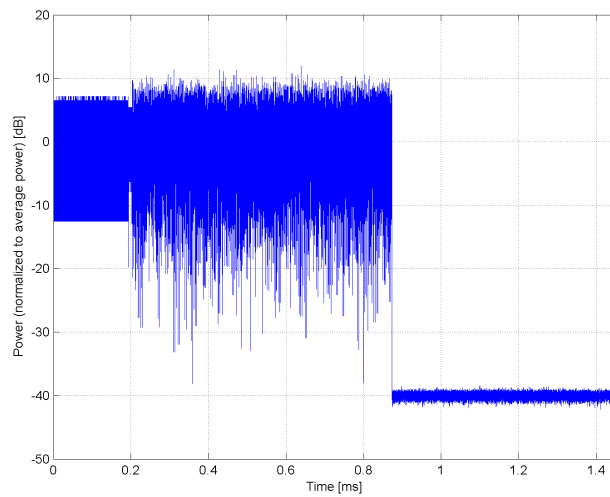
² Modulation Interference Factor (MIF) value valid only in conjunction with advanced probe response linearization calibration for the same communication system (same UID and version).



Complementary Cumulative Distribution Function (CCDF)



Frequency Domain



Time Domain

**Calibration Laboratory of
Schmid & Partner
Engineering AG**
Zeughausstrasse 43, 8004 Zurich, Switzerland

Name: **IEEE 802.11g WiFi 2.4 GHz (DSSS/OFDM, 18 Mbps)**

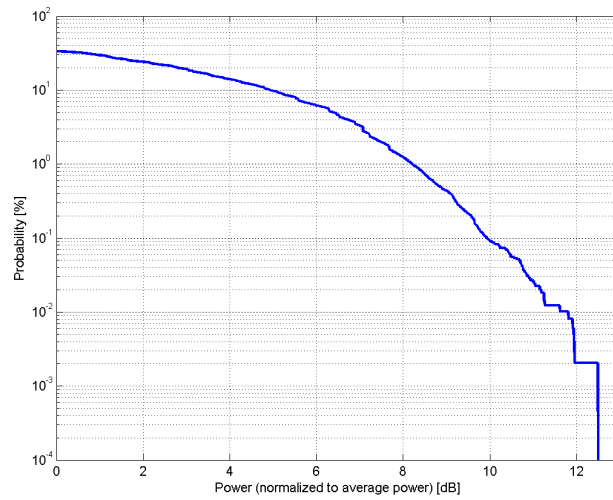
Group: WLAN
UID: 10073-CAB

PAR: ¹ **9.94 dB**
MIF: ² **-1.22 dB**

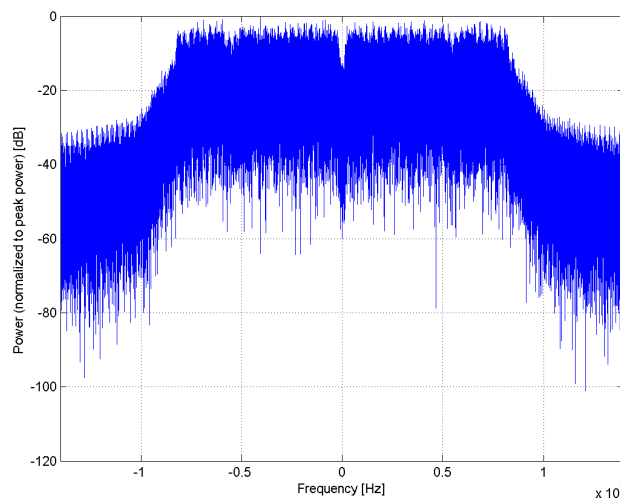
Standard Reference: IEEE 802.11g-2003 , Part 11
FCC SAR meas for 802 11 a b g v01r02 (248227 D01)
Category: Random amplitude modulation
Modulation: QPSK
Frequency Band: WLAN 2.4GHz (2412.0-2484.0 MHz, 20230)
Detailed Specification: Data Rate: 18 Mbps
Coding Rate: 3/4
Coded bits per subcarrier: 2
Coded bits per OFDM symbol: 96
Data bits per OFDM symbol: 72
PSDU Length: 1000 Bytes
PSDU Data: PN9
Bandwidth: 20.0 MHz
Integration Time: 1.2 ms

¹ PAR (0.1%) in accordance with FCC KDB 971168, Section 6.0 "Measurement of the Peak-to-Average Power Ratio (PAPR)"

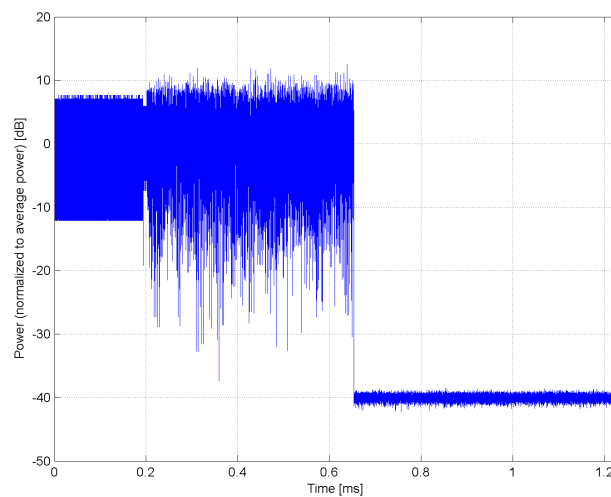
² Modulation Interference Factor (MIF) value valid only in conjunction with advanced probe response linearization calibration for the same communication system (same UID and version).



Complementary Cumulative Distribution Function (CCDF)



Frequency Domain



Time Domain

**Calibration Laboratory of
Schmid & Partner
Engineering AG**
Zeughausstrasse 43, 8004 Zurich, Switzerland

Name: **IEEE 802.11g WiFi 2.4 GHz (DSSS/OFDM, 24 Mbps)**

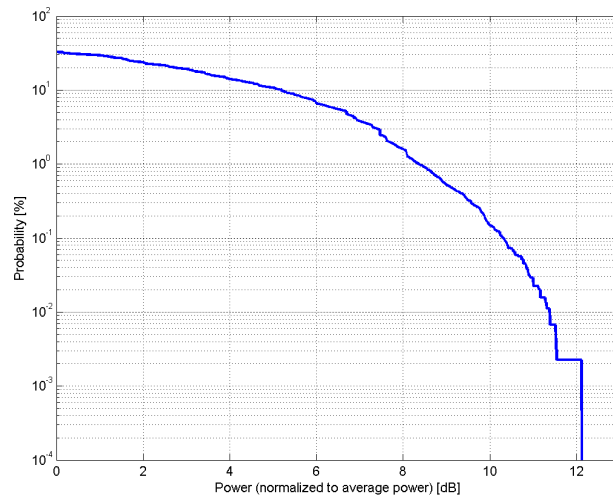
Group: WLAN
UID: 10074-CAB

PAR: ¹ **10.30 dB**
MIF: ² **-0.80 dB**

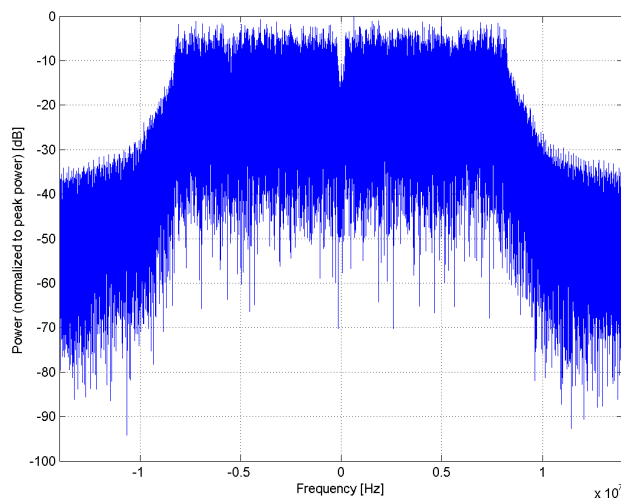
Standard Reference: IEEE 802.11g-2003 , Part 11
FCC SAR meas for 802 11 a b g v01r02 (248227 D01)
Category: Random amplitude modulation
Modulation: 16-QAM
Frequency Band: WLAN 2.4GHz (2412.0-2484.0 MHz, 20230)
Detailed Specification: Data Rate: 24 Mbps
Coding Rate: 1/2
Coded bits per subcarrier: 4
Coded bits per OFDM symbol: 192
Data bits per OFDM symbol: 96
PSDU Length: 1000 Bytes
PSDU Data: PN9
Bandwidth: 20.0 MHz
Integration Time: 1.1 ms

¹ PAR (0.1%) in accordance with FCC KDB 971168, Section 6.0 "Measurement of the Peak-to-Average Power Ratio (PAPR)"

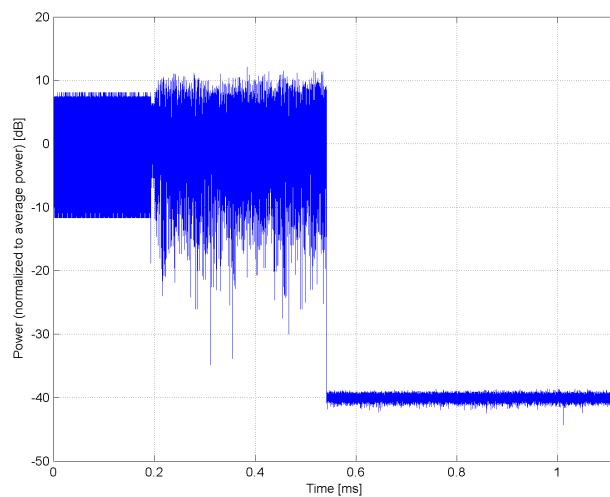
² Modulation Interference Factor (MIF) value valid only in conjunction with advanced probe response linearization calibration for the same communication system (same UID and version).



Complementary Cumulative Distribution Function (CCDF)



Frequency Domain



Time Domain

**Calibration Laboratory of
Schmid & Partner
Engineering AG**
Zeughausstrasse 43, 8004 Zurich, Switzerland

Name: **IEEE 802.11g WiFi 2.4 GHz (DSSS/OFDM, 36 Mbps)**

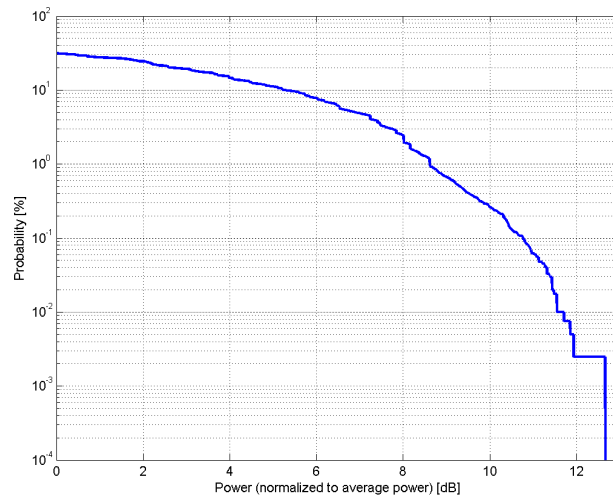
Group: WLAN
UID: 10075-CAB

PAR: ¹ **10.77 dB**
MIF: ² **-0.29 dB**

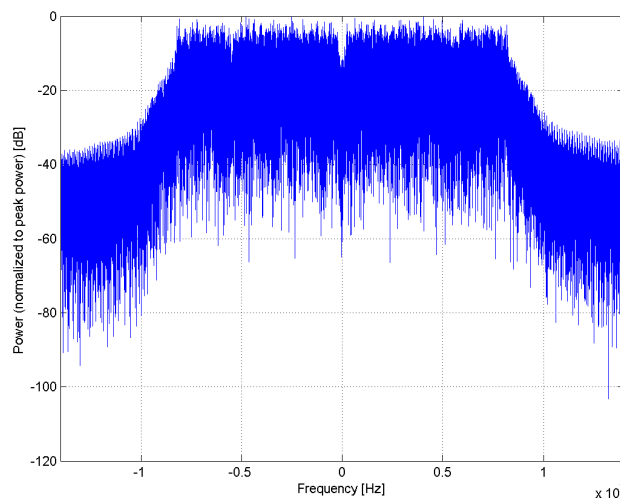
Standard Reference: IEEE 802.11g-2003 , Part 11
FCC SAR meas for 802 11 a b g v01r02 (248227 D01)
Category: Random amplitude modulation
Modulation: 16-QAM
Frequency Band: WLAN 2.4GHz (2412.0-2484.0 MHz, 20230)
Detailed Specification: Data Rate: 36 Mbps
Coding Rate: 3/4
Coded bits per subcarrier: 4
Coded bits per OFDM symbol: 192
Data bits per OFDM symbol: 144
PSDU Length: 1000 Bytes
PSDU Data: PN9
Bandwidth: 20.0 MHz
Integration Time: 1.0 ms

¹ PAR (0.1%) in accordance with FCC KDB 971168, Section 6.0 "Measurement of the Peak-to-Average Power Ratio (PAPR)"

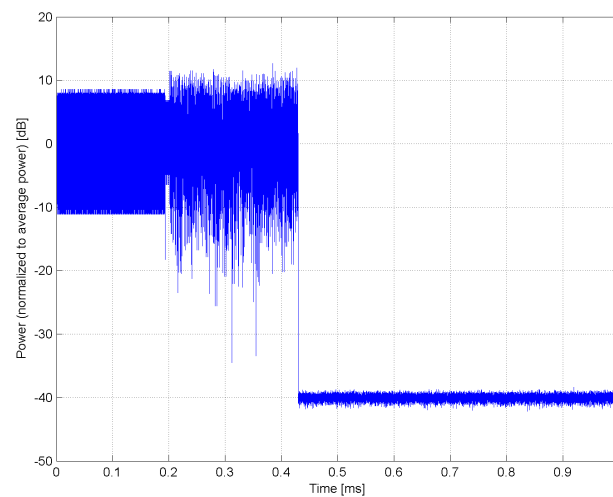
² Modulation Interference Factor (MIF) value valid only in conjunction with advanced probe response linearization calibration for the same communication system (same UID and version).



Complementary Cumulative Distribution Function (CCDF)



Frequency Domain



Time Domain

**Calibration Laboratory of
Schmid & Partner
Engineering AG**
Zeughausstrasse 43, 8004 Zurich, Switzerland

Name: **IEEE 802.11g WiFi 2.4 GHz (DSSS/OFDM, 48 Mbps)**

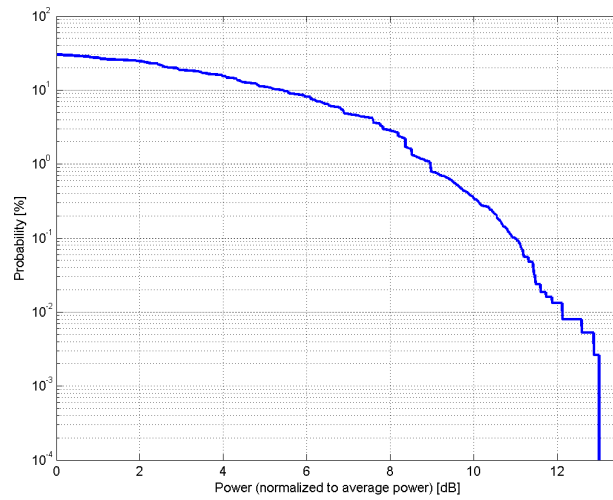
Group: WLAN
UID: 10076-CAB

PAR: ¹ **10.94 dB**
MIF: ² **0.02 dB**

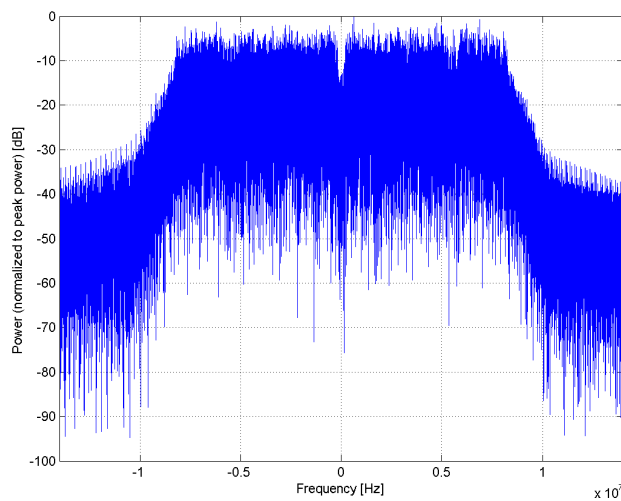
Standard Reference: IEEE 802.11g-2003 , Part 11
FCC SAR meas for 802 11 a b g v01r02 (248227 D01)
Category: Random amplitude modulation
Modulation: 64-QAM
Frequency Band: WLAN 2.4GHz (2412.0-2484.0 MHz, 20230)
Detailed Specification: Data Rate: 48 Mbps
Coding Rate: 2/3
Coded bits per subcarrier: 6
Coded bits per OFDM symbol: 288
Data bits per OFDM symbol: 192
PSDU Length: 1000 Bytes
PSDU Data: PN9
Bandwidth: 20.0 MHz
Integration Time: 0.9 ms

¹ PAR (0.1%) in accordance with FCC KDB 971168, Section 6.0 "Measurement of the Peak-to-Average Power Ratio (PAPR)"

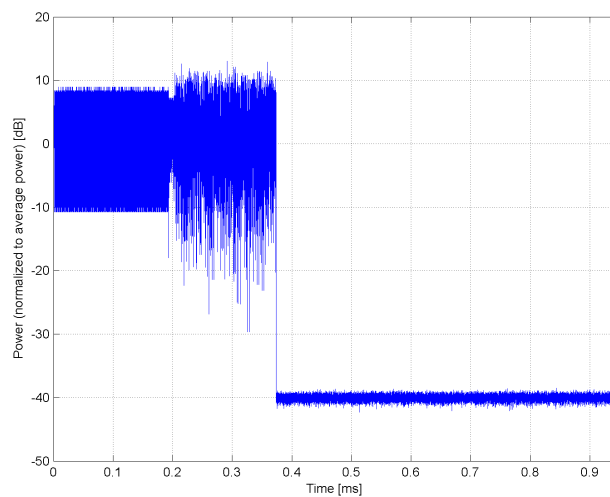
² Modulation Interference Factor (MIF) value valid only in conjunction with advanced probe response linearization calibration for the same communication system (same UID and version).



Complementary Cumulative Distribution Function (CCDF)



Frequency Domain



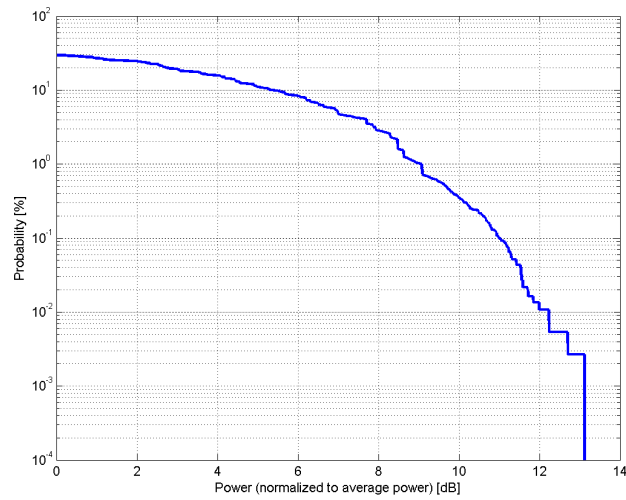
Time Domain

**Calibration Laboratory of
Schmid & Partner
Engineering AG**
Zeughausstrasse 43, 8004 Zurich, Switzerland

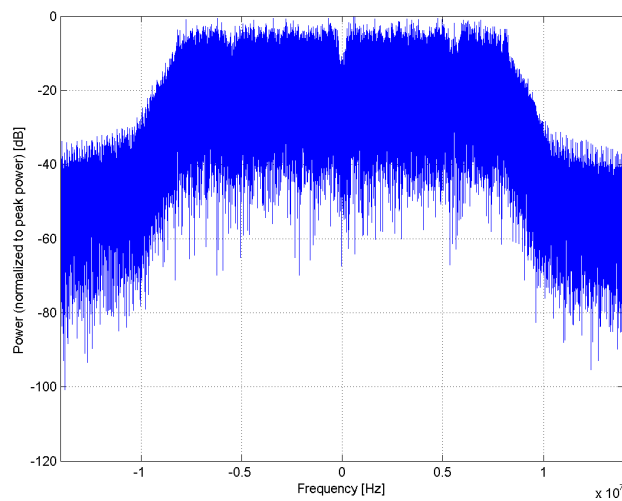
Name:	IEEE 802.11g WiFi 2.4 GHz (DSSS/OFDM, 54 Mbps)
Group:	WLAN
UID:	10077-CAB
PAR: ¹	11.00 dB
MIF: ²	0.12 dB
Standard Reference:	IEEE 802.11g-2003 , Part 11 FCC SAR meas for 802 11 a b g v01r02 (248227 D01)
Category:	Random amplitude modulation
Modulation:	64-QAM
Frequency Band:	WLAN 2.4GHz (2412.0-2484.0 MHz, 20230)
Detailed Specification:	Data Rate: 54 Mbps Coding Rate: 3/4 Coded bits per subcarrier: 6 Coded bits per OFDM symbol: 288 Data bits per OFDM symbol: 216 PSDU Length: 1000 Bytes PSDU Data: PN9
Bandwidth:	20.0 MHz
Integration Time:	0.9 ms

¹ PAR (0.1%) in accordance with FCC KDB 971168, Section 6.0 "Measurement of the Peak-to-Average Power Ratio (PAPR)"

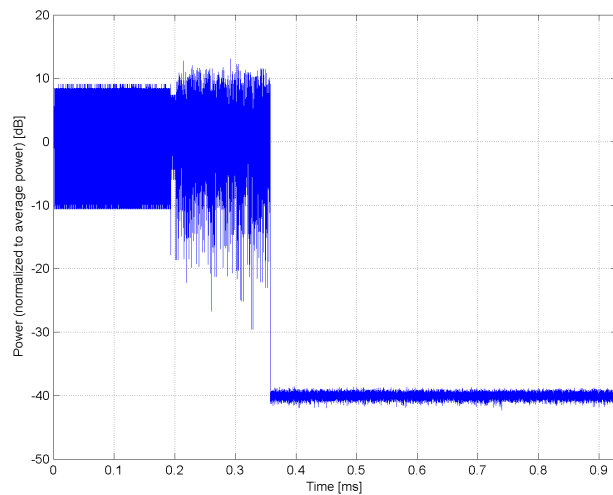
² Modulation Interference Factor (MIF) value valid only in conjunction with advanced probe response linearization calibration for the same communication system (same UID and version).



Complementary Cumulative Distribution Function (CCDF)



Frequency Domain



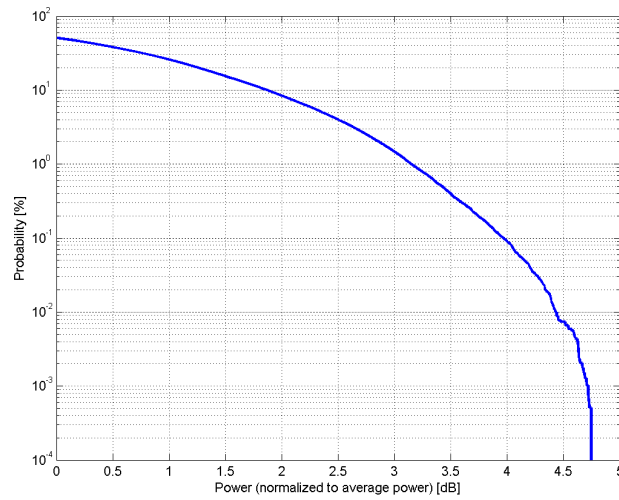
Time Domain

**Calibration Laboratory of
Schmid & Partner
Engineering AG**
Zeughausstrasse 43, 8004 Zurich, Switzerland

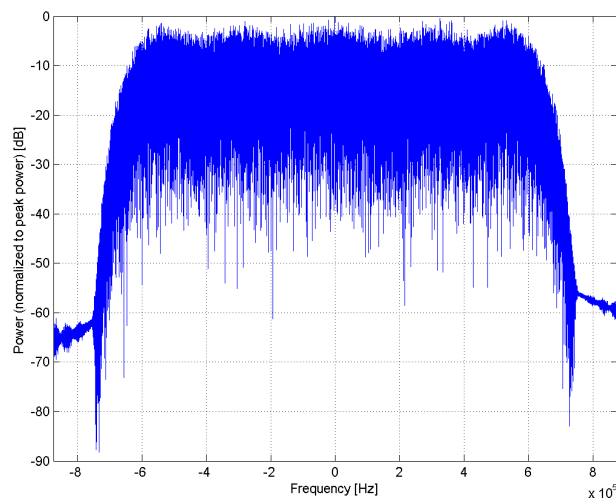
Name:	CDMA2000 (1xRTT, RC3)
Group:	CDMA2000
UID:	10081-CAB
PAR: ¹	3.97 dB
MIF: ²	-19.71 dB
Standard Reference:	3GPP2 C.S0002-C-1, Chapter 2.1.3.9.2.3 FCC OET KDB 941225 D01 SAR test for 3G devices (v02)
Category:	Random amplitude modulation
Modulation:	BPSK
Frequency Band:	Band Class 0 (815.0-849.0 MHz, 20220) Band Class 1 (1850.0-1910.0 MHz, 20040) Band Class 2 (872.0-915.0 MHz, 20041) Band Class 3 (887.0-925.0 MHz, 20042) Band Class 4 (1750.0-1780.0 MHz, 20043) Band Class 5 (411.7-483.5 MHz, 20044) Band Class 6 (1920.0-1980.0 MHz, 20045) Band Class 7 (776.0-794.0 MHz, 20046) Band Class 8 (1710.0-1785.0 MHz, 20047) Band Class 9 (880.0-915.0 MHz, 20048) Band Class 10 (806.0-901.0 MHz, 20049) Band Class 11 (410.0-462.5 MHz, 20050) Band Class 12 (870.0-876.0 MHz, 20051) Band Class 13 (2500.0-2570.0 MHz, 20179) Band Class 14 (1850.0-1915.0 MHz, 20180) Band Class 15 (1710.0-1755.0 MHz, 20181) Band Class 16 (2502.0-2568.0 MHz, 20182) Band Class 18 (787.0-799.0 MHz, 20184) Band Class 19 (698.0-716.0 MHz, 20185) Band Class 20 (1626.5-1660.5 MHz, 20186) Band Class 21 (2000.0-2020.0 MHz, 20187)
Detailed Specification:	Radio Configurations 3 (RC3) Output Slot: PICH, FCH 9.6 kpbs R-PITCH: Walsh Code 0, Code Power: -5.278 dB, Data Rate: N/A, Data: All "0" R-FCH: Walsh Code 4, Code Power -1.528 dB, Data Rate 9.6kbps, Data: PN9fix
Bandwidth:	1.2 MHz
Integration Time:	80.0 ms

¹ PAR (0.1%) in accordance with FCC KDB 971168, Section 6.0 "Measurement of the Peak-to-Average Power Ratio (PAPR)"

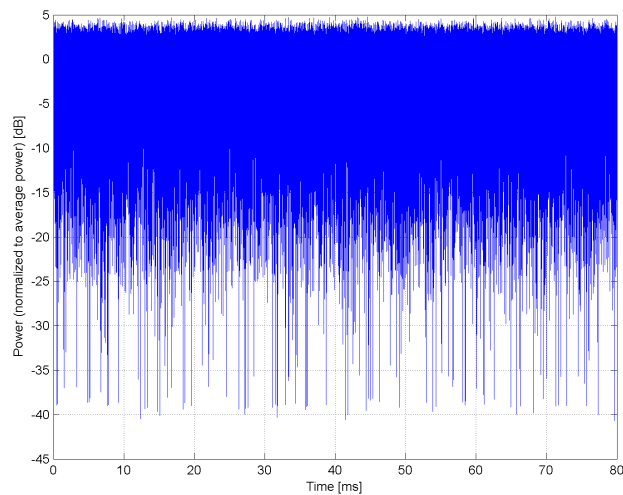
² Modulation Interference Factor (MIF) value valid only in conjunction with advanced probe response linearization calibration for the same communication system (same UID and version).



Complementary Cumulative Distribution Function (CCDF)



Frequency Domain



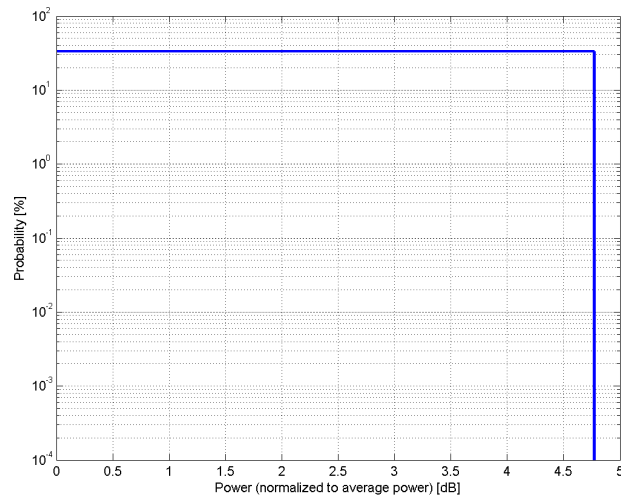
Time Domain

**Calibration Laboratory of
Schmid & Partner
Engineering AG**
Zeughausstrasse 43, 8004 Zurich, Switzerland

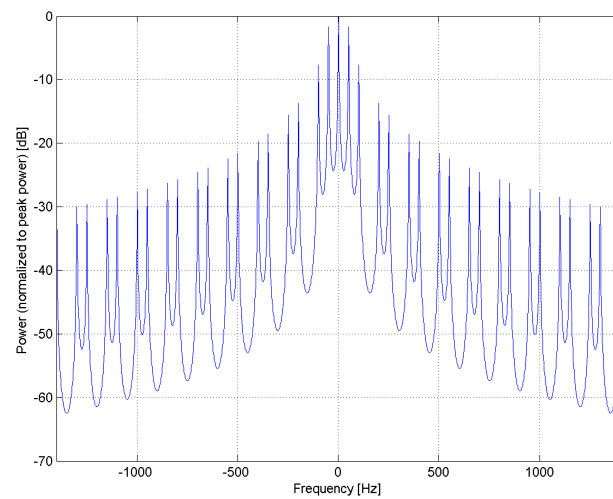
Name:	IS-54 / IS-136 FDD (TDMA/FDM, PI/4-DQPSK, Fullrate)
Group:	AMPS
UID:	10082-CAB
PAR: ¹	4.77 dB
MIF: ²	-2.91 dB
Standard Reference:	TIA/EIA-136-110-B
Category:	
Modulation:	Pi/4-DQPSK
Frequency Band:	IS-136, 800MHz, 30kHz (824.0-849.0 MHz, 20222) IS-136, 800MHz, 200kHz (824.0-849.0 MHz, 20223) IS-136, 1900MHz, 30kHz (1850.0-1910.0 MHz, 20224) IS-136, 1900MHz, 200kHz (1850.0-1910.0 MHz, 20225) IS-136, 1900MHz, 30kHz (1920.0-1980.0 MHz, 20226) IS-136, 1900MHz, 200kHz (1920.0-1980.0 MHz, 20227) IS-136, 700MHz, 30kHz (747.0-762.0 MHz, 20228) IS-136, 700MHz, 200kHz (747.0-762.0 MHz, 20229)
Detailed Specification:	D-AMPS Multiple Access Method: TDMA/FDM Channel Spacing/Bandwidth: 30 kHz / 200 kHz Channel Bit Rate: 48.6 kbit/s Spectrum Efficiency: 1.62 bit/s/Hz Active Channels: 1 of 3 (Fullrate Channels)
Bandwidth:	0.0 MHz
Integration Time:	20.0 ms

¹ PAR (0.1%) in accordance with FCC KDB 971168, Section 6.0 "Measurement of the Peak-to-Average Power Ratio (PAPR)"

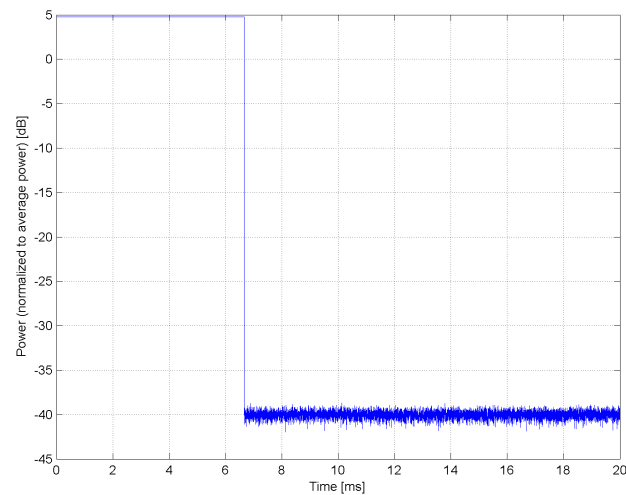
² Modulation Interference Factor (MIF) value valid only in conjunction with advanced probe response linearization calibration for the same communication system (same UID and version).



Complementary Cumulative Distribution Function (CCDF)



Frequency Domain



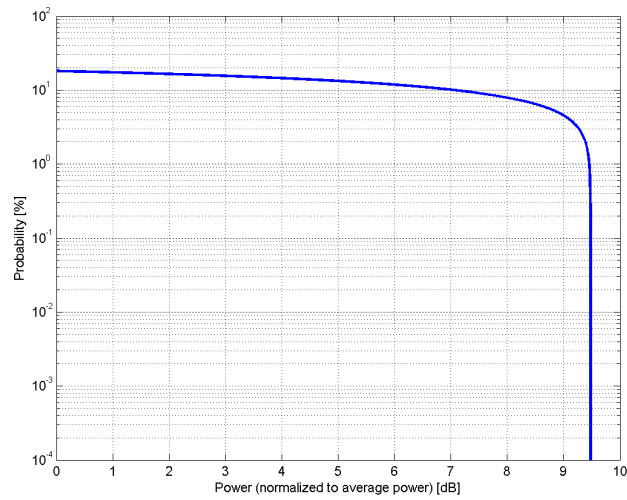
Time Domain

**Calibration Laboratory of
Schmid & Partner
Engineering AG**
Zeughausstrasse 43, 8004 Zurich, Switzerland

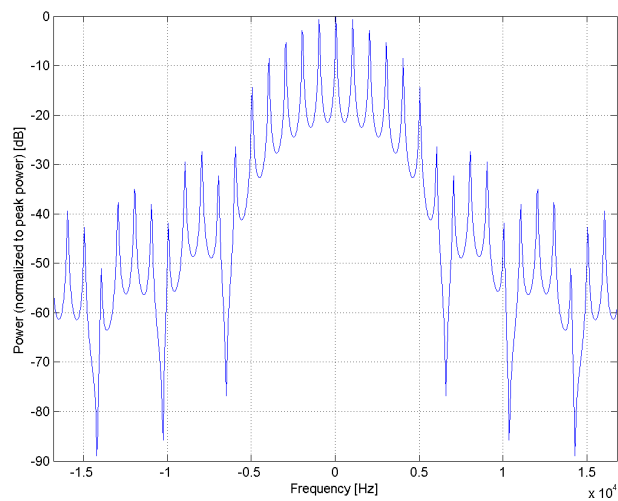
Name:	FSE MRI sequence (pi Sinc, 1ms, 0.25 ms)
Group:	MRI
UID:	10084-DAC
PAR: ¹	9.48 dB
MIF: ²	-99.00 dB
Standard Reference:	SPEAG
Category:	Periodic pulsed modulation
Modulation:	AM
Frequency Band:	MRI 1.5T (59.0 - 69.0 MHz) MRI 3T (123.0 - 133.0 MHz) Validation band (0.0 - 6000.0 MHz)
Detailed Specification:	Calibration Sequence for Fast Spin Echo Pulse Shape: Sinc +/- Pi Repetition Rate: 1 kHz Duty Cycle: 25%
Bandwidth:	0.0 MHz
Integration Time:	1.0 ms

¹ PAR (0.1%) in accordance with FCC KDB 971168, Section 6.0 "Measurement of the Peak-to-Average Power Ratio (PAPR)"

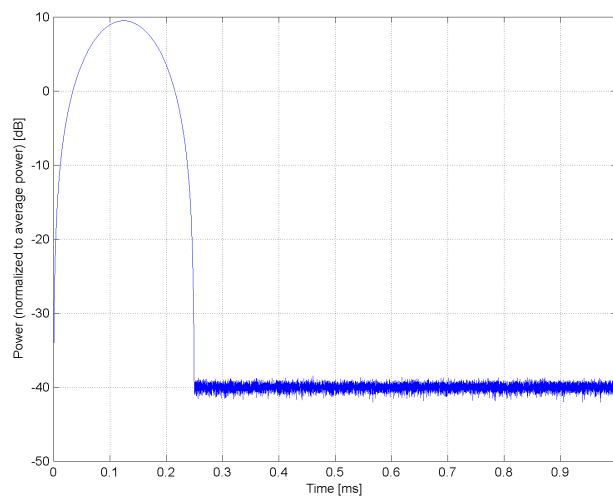
² Modulation Interference Factor (MIF) value valid only in conjunction with advanced probe response linearization calibration for the same communication system (same UID and version).



Complementary Cumulative Distribution Function (CCDF)



Frequency Domain



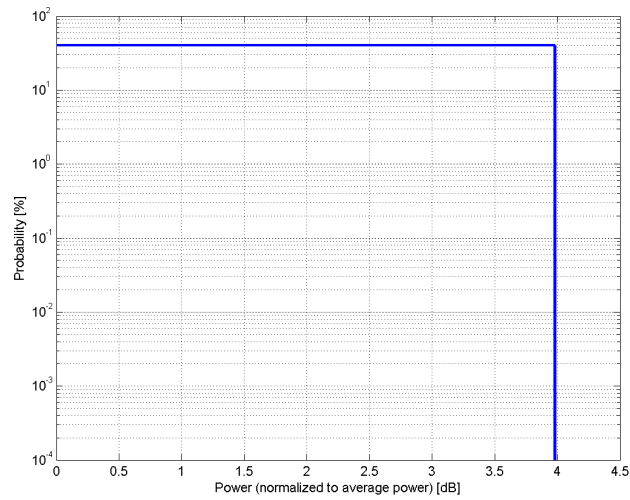
Time Domain

**Calibration Laboratory of
Schmid & Partner
Engineering AG**
Zeughausstrasse 43, 8004 Zurich, Switzerland

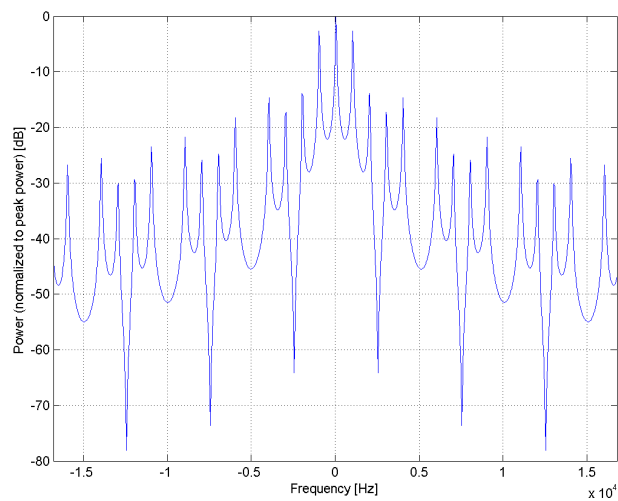
Name:	MRI (Square, 1ms, 0.4ms)
Group:	MRI
UID:	10089-CAC
PAR: ¹	3.98 dB
MIF: ²	-99.00 dB
Standard Reference:	SPEAG
Category:	Periodic pulsed modulation
Modulation:	AM
Frequency Band:	MRI 1.5T (59.0 - 69.0 MHz) MRI 3T (123.0 - 133.0 MHz) Validation band (0.0 - 6000.0 MHz)
Detailed Specification:	Custom Calibration Sequence Pulse Shape: rectangular Repetition Rate: 1 kHz Duty Cycle: 40%
Bandwidth:	0.0 MHz
Integration Time:	1.0 ms

¹ PAR (0.1%) in accordance with FCC KDB 971168, Section 6.0 "Measurement of the Peak-to-Average Power Ratio (PAPR)"

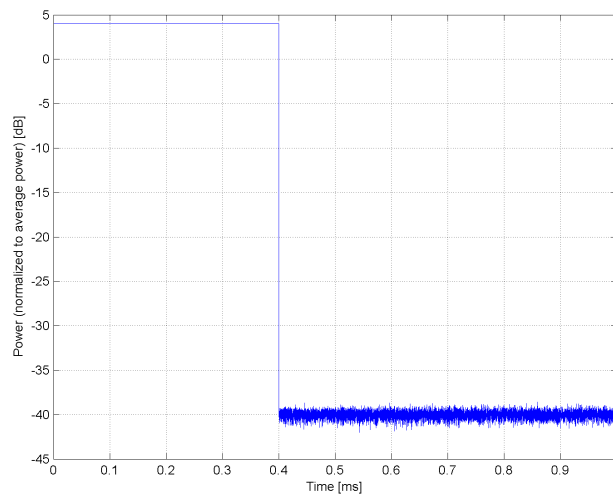
² Modulation Interference Factor (MIF) value valid only in conjunction with advanced probe response linearization calibration for the same communication system (same UID and version).



Complementary Cumulative Distribution Function (CCDF)



Frequency Domain



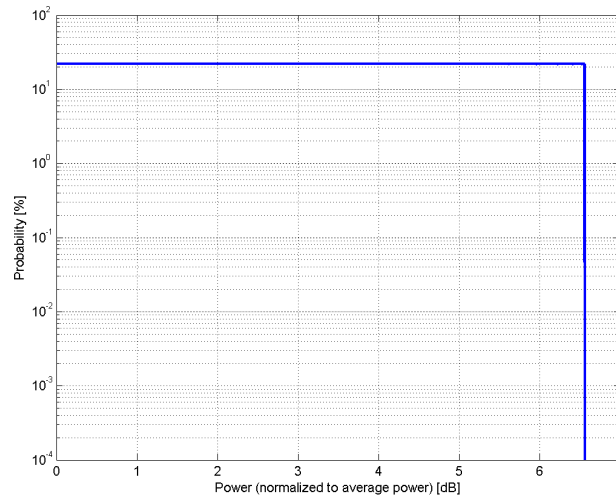
Time Domain

**Calibration Laboratory of
Schmid & Partner
Engineering AG**
Zeughausstrasse 43, 8004 Zurich, Switzerland

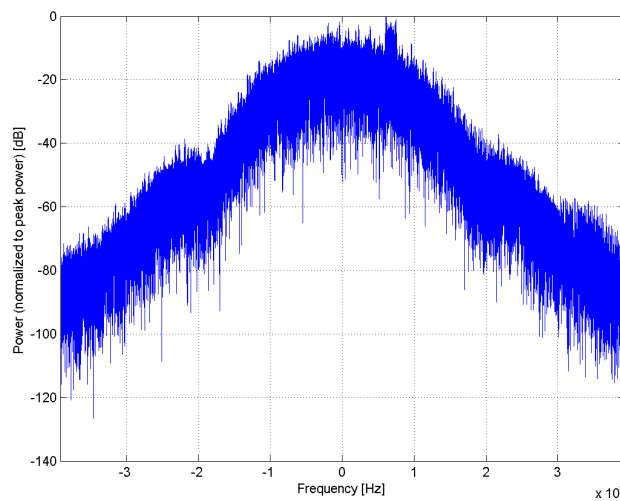
Name:	GPRS-FDD (TDMA, GMSK, TN 0-4)
Group:	GSM
UID:	10090-DAC
PAR: ¹	6.56 dB
MIF: ²	1.81 dB
Standard Reference:	ETSI TS 100 909 V8.9.0 (2005-01) FCC OET KDB 941225, D03 and D04
Category:	Periodic pulsed modulation
Modulation:	GMSK
Frequency Band:	GSM 450 (450.4 - 457.6 MHz) GSM 480 (478.8 - 486.0 MHz) GSM 710 (698.0 - 716.0 MHz) GSM 750 (747.0 - 763.0 MHz) GSM 850 (824.0 - 849.0 MHz) P-GSM 900 (890.0 - 915.0 MHz) E-GSM 900 (880.0 - 915.0 MHz) R-GSM 900 (876.0 - 915.0 MHz) DCS 1800 (1710.0 - 1785.0 MHz) PCS 1900 (1850.0 - 1910.0 MHz) ER-GSM 900 (873.0 - 915.0 MHz) Validation band (0.0 - 6000.0 MHz)
Detailed Specification:	Active Slots: TN0, TN4 Data: PN9 continuous Frame: composed out of 8 Slots Multiframe: 13th (PTCCH) and 26th (IDLE) Frame set blank Slottype & -timing: Normal burst for GMSK
Bandwidth:	0.2 MHz
Integration Time:	60.0 ms

¹ PAR (0.1%) in accordance with FCC KDB 971168, Section 6.0 "Measurement of the Peak-to-Average Power Ratio (PAPR)"

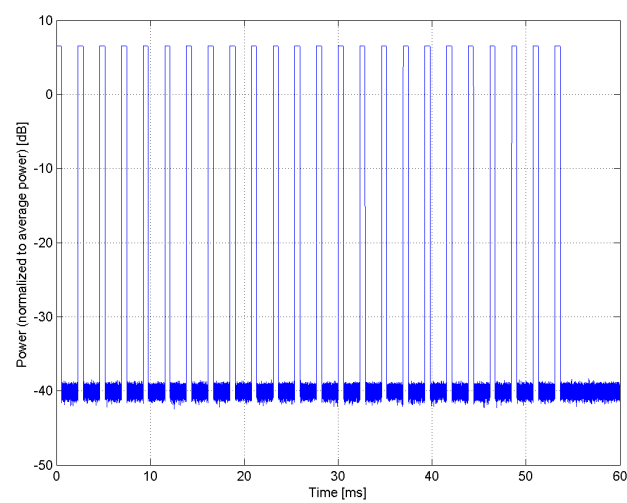
² Modulation Interference Factor (MIF) value valid only in conjunction with advanced probe response linearization calibration for the same communication system (same UID and version).



Complementary Cumulative Distribution Function (CCDF)



Frequency Domain



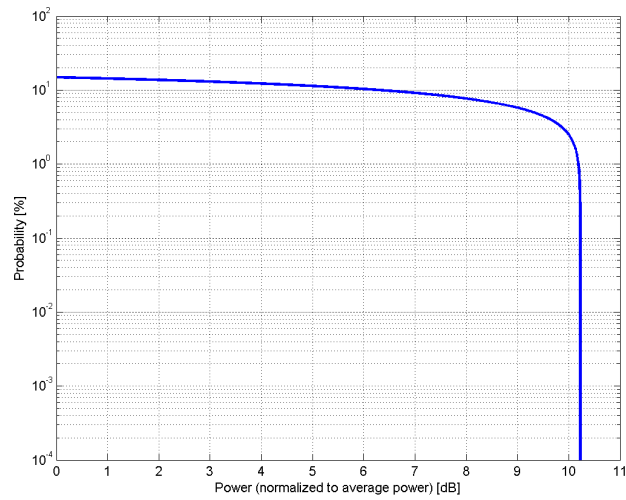
Time Domain

**Calibration Laboratory of
Schmid & Partner
Engineering AG**
Zeughausstrasse 43, 8004 Zurich, Switzerland

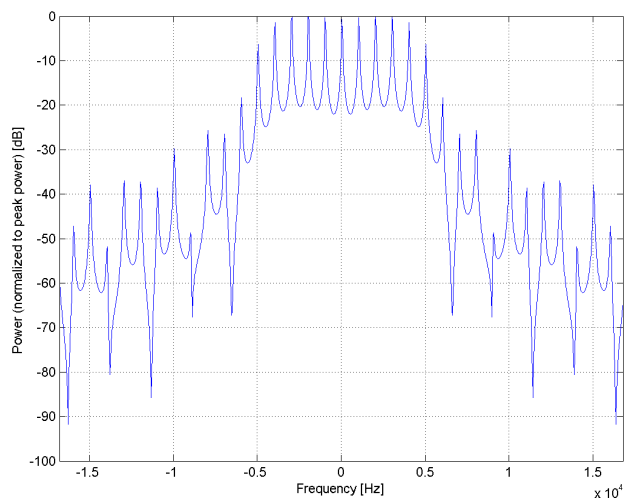
Name:	MIT5 (2pi Sinc, 1ms, 0.4ms)
Group:	MRI
UID:	10091-CAC
PAR: ¹	10.22 dB
MIF: ²	-99.00 dB
Standard Reference:	SPEAG
Category:	Periodic pulsed modulation
Modulation:	AM
Frequency Band:	MRI 1.5T (59.0 - 69.0 MHz) MRI 3T (123.0 - 133.0 MHz) Validation band (0.0 - 6000.0 MHz)
Detailed Specification:	Calibration Sequence for Medical Implant Test System (MITS) Pulse Shape: Sinc +/- 2 Pi Repetition Rate: 1 kHz Duty Cycle: 40%
Bandwidth:	0.0 MHz
Integration Time:	1.0 ms

¹ PAR (0.1%) in accordance with FCC KDB 971168, Section 6.0 "Measurement of the Peak-to-Average Power Ratio (PAPR)"

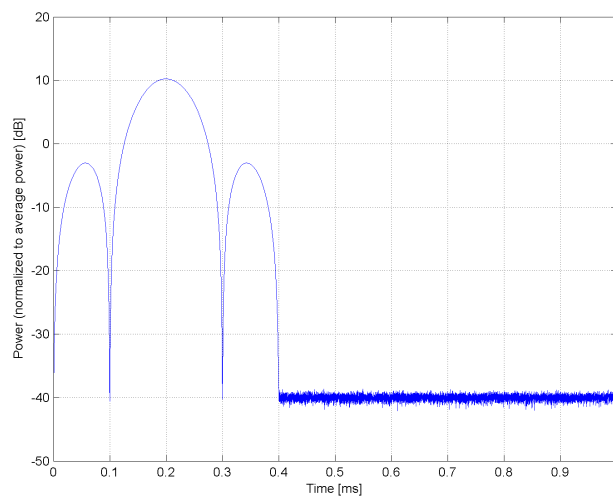
² Modulation Interference Factor (MIF) value valid only in conjunction with advanced probe response linearization calibration for the same communication system (same UID and version).



Complementary Cumulative Distribution Function (CCDF)



Frequency Domain



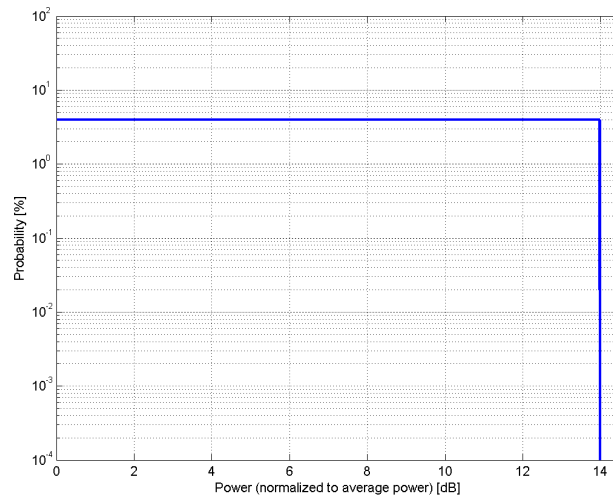
Time Domain

**Calibration Laboratory of
Schmid & Partner
Engineering AG**
Zeughausstrasse 43, 8004 Zurich, Switzerland

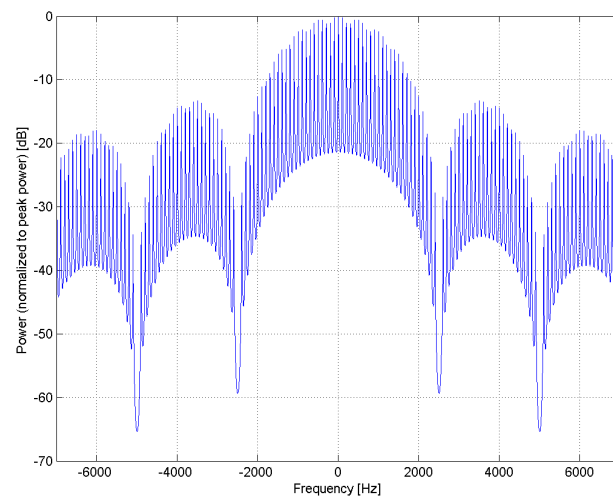
Name:	MRI (Square, 10ms, 0.4ms)
Group:	MRI
UID:	10093-CAC
PAR: ¹	13.98 dB
MIF: ²	-99.00 dB
Standard Reference:	SPEAG
Category:	Periodic pulsed modulation
Modulation:	AM
Frequency Band:	MRI 1.5T (59.0 - 69.0 MHz) MRI 3T (123.0 - 133.0 MHz) Validation band (0.0 - 6000.0 MHz)
Detailed Specification:	Calibration Sequence for Medical Implant Test System (MITS) Pulse Shape: rectangular Repetition Rate: 100 Hz Duty Cycle: 4%
Bandwidth:	0.0 MHz
Integration Time:	10.0 ms

¹ PAR (0.1%) in accordance with FCC KDB 971168, Section 6.0 "Measurement of the Peak-to-Average Power Ratio (PAPR)"

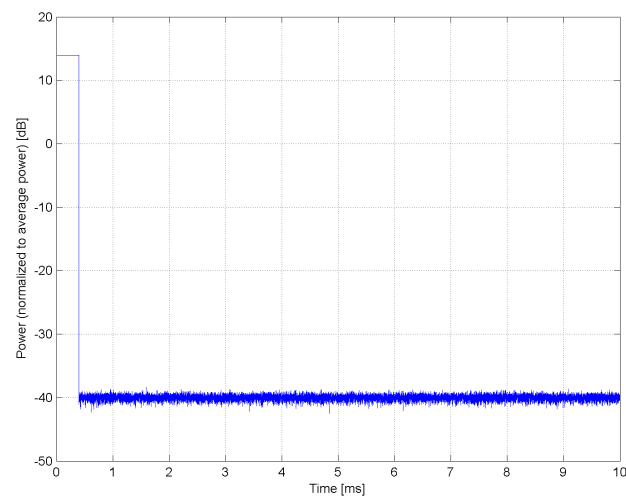
² Modulation Interference Factor (MIF) value valid only in conjunction with advanced probe response linearization calibration for the same communication system (same UID and version).



Complementary Cumulative Distribution Function (CCDF)



Frequency Domain



Time Domain

**Calibration Laboratory of
Schmid & Partner
Engineering AG**
Zeughausstrasse 43, 8004 Zurich, Switzerland

Name: **UMTS-FDD (HSDPA)**

Group: WCDMA
UID: 10097-CAC

PAR: ¹ **3.98 dB**
MIF: ² **-20.75 dB**

Standard Reference: ETSI-3GPP TS 134.121 Rel. 5
FCC OET KDB 941225 D01 SAR test for 3G devices v02

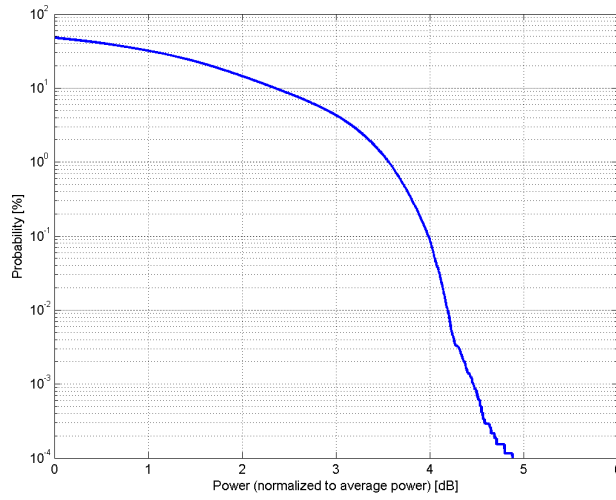
Category: Random amplitude modulation
Modulation: QPSK
Frequency Band: Band 1 (1920.0 - 1980.0 MHz)
Band 2 (1850.0 - 1910.0 MHz)
Band 3 (1710.0 - 1785.0 MHz)
Band 4 (1710.0 - 1755.0 MHz)
Band 5 (824.0 - 849.0 MHz)
Band 6 (830.0 - 840.0 MHz)
Band 7 (2500.0 - 2570.0 MHz)
Band 8 (880.0 - 915.0 MHz)
Band 9 (1749.9 - 1784.9 MHz)
Band 10 (1710.0 - 1770.0 MHz)
Band 11 (1427.9 - 1452.9 MHz)
Band 12 (698.0 - 716.0 MHz)
Band 13 (777.0 - 787.0 MHz)
Band 14 (788.0 - 798.0 MHz)
Band 19 (830.0 - 845.0 MHz)
Band 20 (832.0 - 862.0 MHz)
Band 21 (1447.9 - 1462.9 MHz)
Band 22 (3410.0 - 3490.0 MHz)
Band 25 (1850.0 - 1915.0 MHz)
Band 26 (814.0 - 849.0 MHz)
Validation band (0.0 - 6000.0 MHz)

Detailed Specification: CQI value: 2
Sub-test 2 Conditions:
DPCCH gain factor (Beta.c) = 12/15
DPDCH gain factor (Beta.d): 15/15

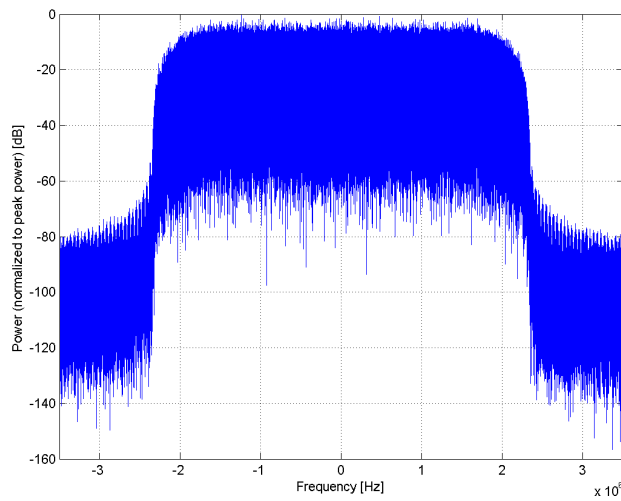
Bandwidth: 5.0 MHz
Integration Time: 100.0 ms

¹ PAR (0.1%) in accordance with FCC KDB 971168, Section 6.0 "Measurement of the Peak-to-Average Power Ratio (PAPR)"

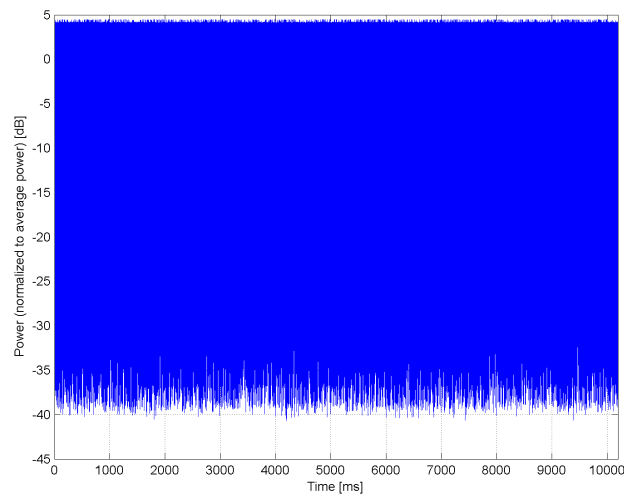
² Modulation Interference Factor (MIF) value valid only in conjunction with advanced probe response linearization calibration for the same communication system (same UID and version).



Complementary Cumulative Distribution Function (CCDF)



Frequency Domain



Time Domain

**Calibration Laboratory of
Schmid & Partner
Engineering AG**
Zeughausstrasse 43, 8004 Zurich, Switzerland

Name: **UMTS-FDD (HSUPA, Subtest 2)**

Group: WCDMA
UID: 10098-CAC

PAR: ¹ **3.98 dB**
MIF: ² **-20.75 dB**

Standard Reference: 3GPP Rel 5 TS34.121

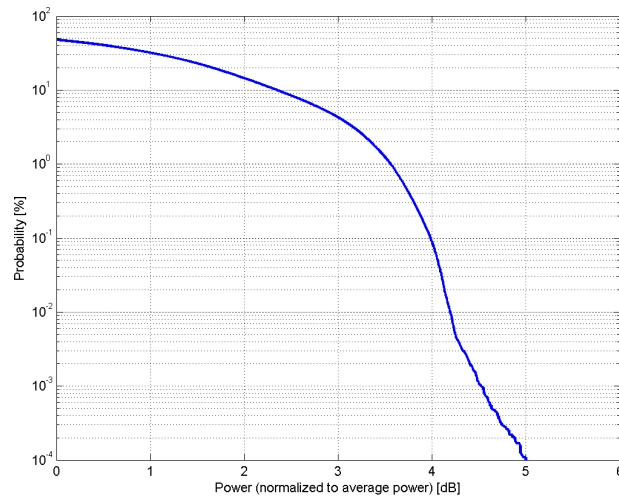
Category: Random amplitude modulation
Modulation: QPSK
Frequency Band: Band 1 (1920.0 - 1980.0 MHz)
Band 2 (1850.0 - 1910.0 MHz)
Band 3 (1710.0 - 1785.0 MHz)
Band 4 (1710.0 - 1755.0 MHz)
Band 5 (824.0 - 849.0 MHz)
Band 6 (830.0 - 840.0 MHz)
Band 7 (2500.0 - 2570.0 MHz)
Band 8 (880.0 - 915.0 MHz)
Band 9 (1749.9 - 1784.9 MHz)
Band 10 (1710.0 - 1770.0 MHz)
Band 11 (1427.9 - 1452.9 MHz)
Band 12 (698.0 - 716.0 MHz)
Band 13 (777.0 - 787.0 MHz)
Band 14 (788.0 - 798.0 MHz)
Band 19 (830.0 - 845.0 MHz)
Band 20 (832.0 - 862.0 MHz)
Band 21 (1447.9 - 1462.9 MHz)
Band 22 (3410.0 - 3490.0 MHz)
Band 25 (1850.0 - 1915.0 MHz)
Band 26 (814.0 - 849.0 MHz)
Validation band (0.0 - 6000.0 MHz)

Detailed Specification: 12.2 kbps RMC, FRC H-Set 1
CQI value: 2
Sub-test 2 Conditions:
DPCCCH gain factor (Beta.c) = 12/15
DPDCH gain factor (Beta.d): 15/15

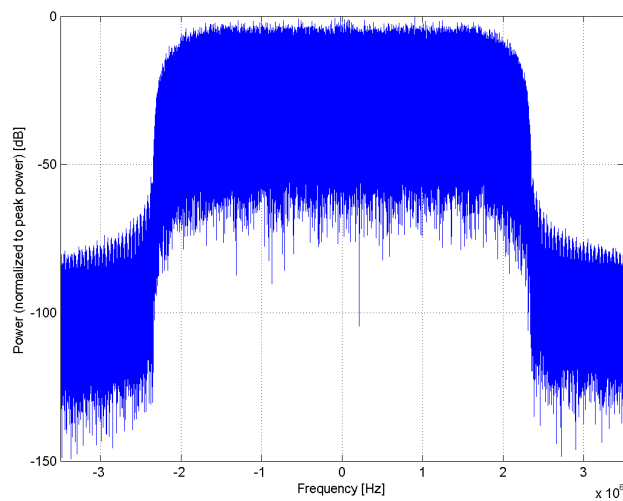
Bandwidth: 5.0 MHz
Integration Time: 100.0 ms

¹ PAR (0.1%) in accordance with FCC KDB 971168, Section 6.0 "Measurement of the Peak-to-Average Power Ratio (PAPR)"

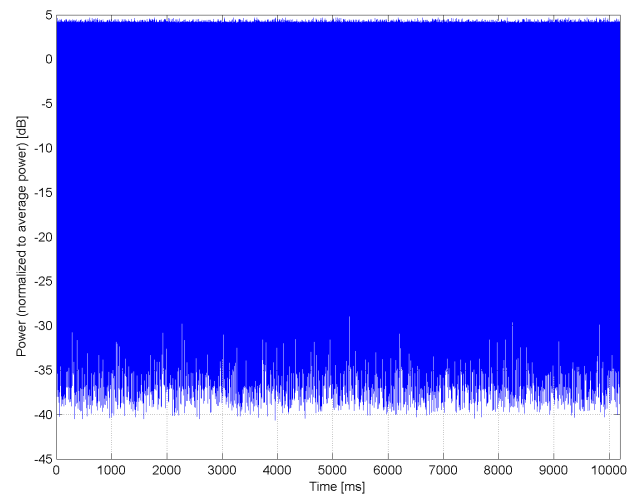
² Modulation Interference Factor (MIF) value valid only in conjunction with advanced probe response linearization calibration for the same communication system (same UID and version).



Complementary Cumulative Distribution Function (CCDF)



Frequency Domain



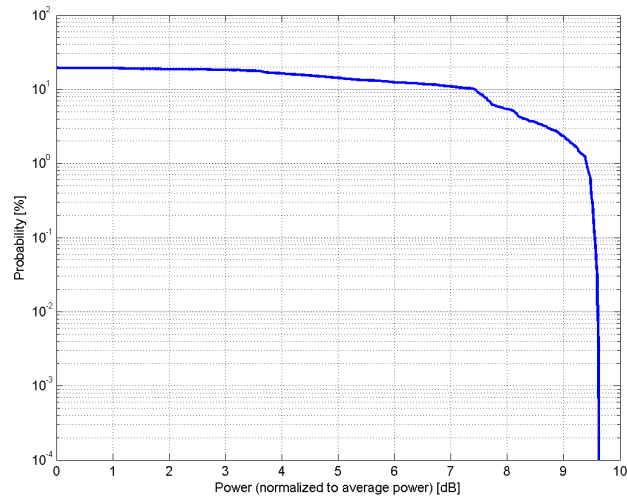
Time Domain

**Calibration Laboratory of
Schmid & Partner
Engineering AG**
Zeughausstrasse 43, 8004 Zurich, Switzerland

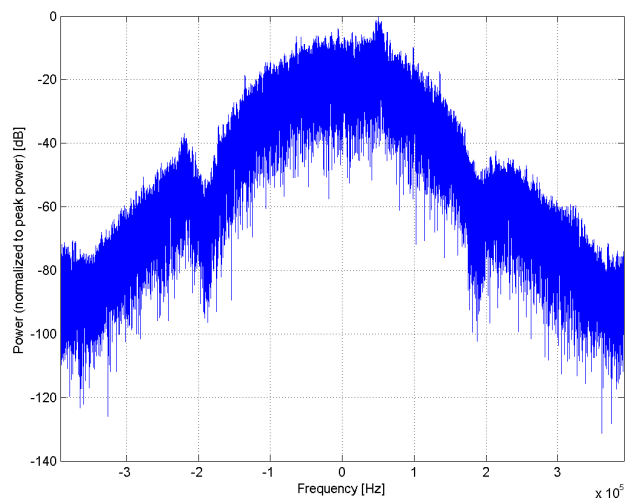
Name:	EDGE-FDD (TDMA, 8PSK, TN 0-4)
Group:	GSM
UID:	10099-DAC
PAR: ¹	9.55 dB
MIF: ²	1.88 dB
Standard Reference:	ETSI TS 100 909 V8.9.0 (2005-01) FCC OET KDB 941225, D03 and D04
Category:	Periodic pulsed modulation
Modulation:	8PSK
Frequency Band:	GSM 450 (450.4 - 457.6 MHz) GSM 480 (478.8 - 486.0 MHz) GSM 710 (698.0 - 716.0 MHz) GSM 750 (747.0 - 763.0 MHz) GSM 850 (824.0 - 849.0 MHz) P-GSM 900 (890.0 - 915.0 MHz) E-GSM 900 (880.0 - 915.0 MHz) R-GSM 900 (876.0 - 915.0 MHz) DCS 1800 (1710.0 - 1785.0 MHz) PCS 1900 (1850.0 - 1910.0 MHz) ER-GSM 900 (873.0 - 915.0 MHz) Validation band (0.0 - 6000.0 MHz)
Detailed Specification:	Active Slots: TN0, TN4 Data: PN9 continuous Frame: composed out of 8 Slots Multiframe: 13th (PTCCH) and 26th (IDLE) Frame set blank Slottype & -timing: Normal burst for 8PSK
Bandwidth:	0.2 MHz
Integration Time:	60.0 ms

¹ PAR (0.1%) in accordance with FCC KDB 971168, Section 6.0 "Measurement of the Peak-to-Average Power Ratio (PAPR)"

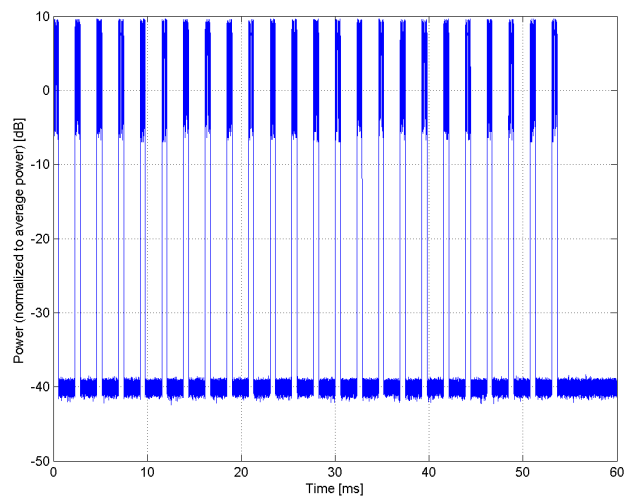
² Modulation Interference Factor (MIF) value valid only in conjunction with advanced probe response linearization calibration for the same communication system (same UID and version).



Complementary Cumulative Distribution Function (CCDF)



Frequency Domain



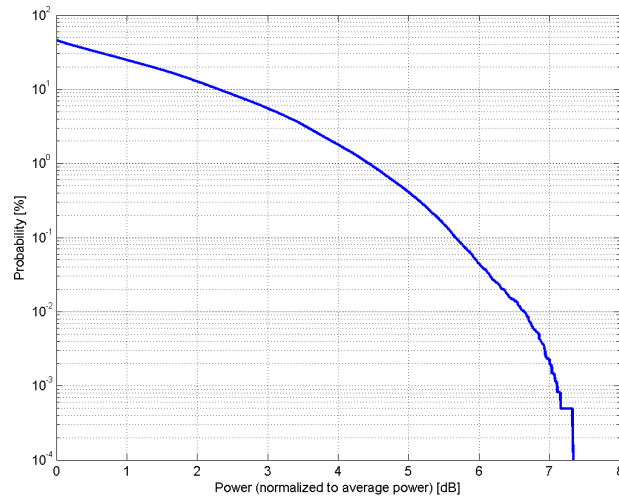
Time Domain

**Calibration Laboratory of
Schmid & Partner
Engineering AG**
Zeughausstrasse 43, 8004 Zurich, Switzerland

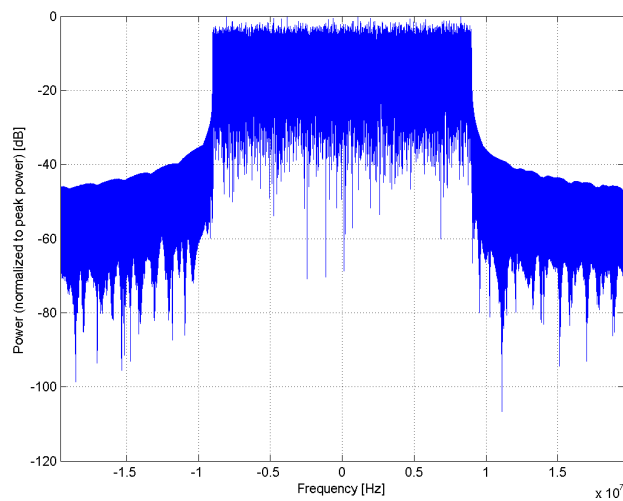
Name:	LTE-FDD (SC-FDMA, 100% RB, 20 MHz, QPSK)
Group:	LTE-FDD
UID:	10100-CAF
PAR: ¹	5.67 dB
MIF: ²	-23.48 dB
Standard Reference:	3GPP / ETSI TS 136.101 V8.4.0 3GPP / ETSI TS 136.213 V8.4.0 FCC OET KDB 941225 D05 SAR for LTE Devices v01
Category:	Random amplitude modulation
Modulation:	QPSK
Frequency Band:	Band 1 (1920.0 - 1980.0 MHz) Band 2 (1850.0 - 1910.0 MHz) Band 3 (1710.0 - 1785.0 MHz) Band 4 (1710.0 - 1755.0 MHz) Band 7 (2500.0 - 2570.0 MHz) Band 9 (1749.9 - 1784.9 MHz) Band 10 (1710.0 - 1770.0 MHz) Band 20 (832.0 - 862.0 MHz) Band 22 (3410.0 - 3490.0 MHz) Band 23 (2000.0 - 2020.0 MHz) Band 25 (1850.0 - 1915.0 MHz) Band 28 (703.0 - 748.0 MHz) Band 65 (1920.0 - 2010.0 MHz) Band 66 (1710.0 - 1780.0 MHz) Band 70 (1695.0 - 1710.0 MHz) Band 71 (663.0 - 698.0 MHz) Band 74 (1427.0 - 1470.0 MHz) Validation band (0.0 - 6000.0 MHz)
Detailed Specification:	Modulation Scheme: SC-FDMA Number of PUSCHs: 1 Settings for Subframe #0 to #9: Modulation Scheme: QPSK Data Type: UL-SCH Number RB: 100 Transport Block Size: 8760 TBS Index: 5 MCS Index: 5 Data Type: PN9
Bandwidth:	20.0 MHz
Integration Time:	10.0 ms

¹ PAR (0.1%) in accordance with FCC KDB 971168, Section 6.0 "Measurement of the Peak-to-Average Power Ratio (PAPR)"

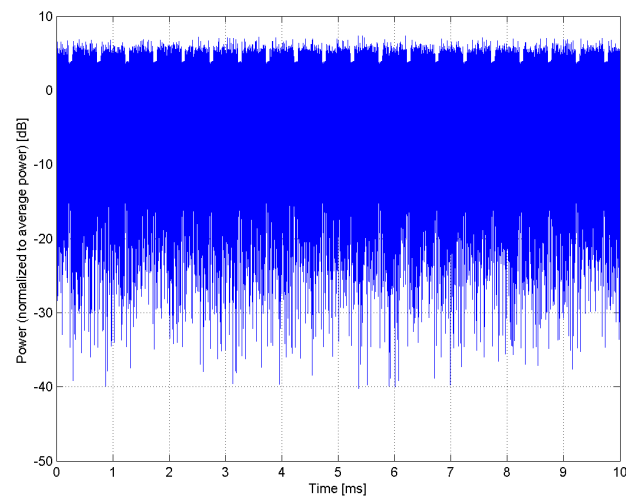
² Modulation Interference Factor (MIF) value valid only in conjunction with advanced probe response linearization calibration for the same communication system (same UID and version).



Complementary Cumulative Distribution Function (CCDF)



Frequency Domain



Time Domain

**Calibration Laboratory of
Schmid & Partner
Engineering AG**
Zeughausstrasse 43, 8004 Zurich, Switzerland

Name: **LTE-FDD (SC-FDMA, 100% RB, 20 MHz, 16-QAM)**

Group: LTE-FDD
UID: 10101-CAF

PAR: ¹ **6.42 dB**
MIF: ² **-17.86 dB**

Standard Reference: 3GPP / ETSI TS 136.101 V8.4.0
3GPP / ETSI TS 136.213 V8.4.0
FCC OET KDB 941225 D05 SAR for LTE Devices v01

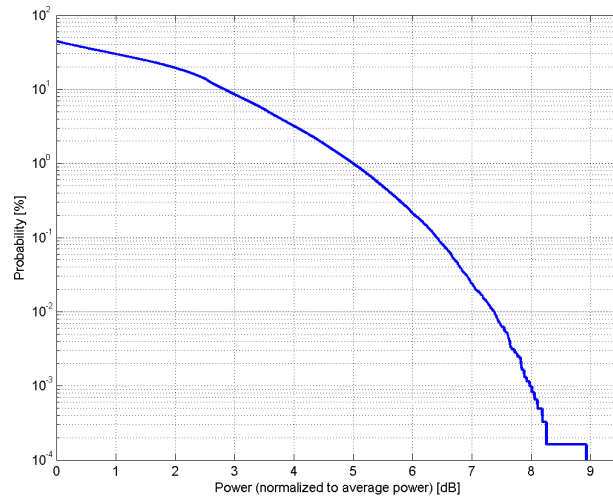
Category: Random amplitude modulation
Modulation: 16-QAM
Frequency Band: Band 1 (1920.0 - 1980.0 MHz)
Band 2 (1850.0 - 1910.0 MHz)
Band 3 (1710.0 - 1785.0 MHz)
Band 4 (1710.0 - 1755.0 MHz)
Band 7 (2500.0 - 2570.0 MHz)
Band 9 (1749.9 - 1784.9 MHz)
Band 10 (1710.0 - 1770.0 MHz)
Band 20 (832.0 - 862.0 MHz)
Band 22 (3410.0 - 3490.0 MHz)
Band 23 (2000.0 - 2020.0 MHz)
Band 25 (1850.0 - 1915.0 MHz)
Band 28 (703.0 - 748.0 MHz)
Band 65 (1920.0 - 2010.0 MHz)
Band 66 (1710.0 - 1780.0 MHz)
Band 70 (1695.0 - 1710.0 MHz)
Band 71 (663.0 - 698.0 MHz)
Band 74 (1427.0 - 1470.0 MHz)
Validation band (0.0 - 6000.0 MHz)

Detailed Specification: Modulation Scheme: SC-FDMA
Number of PUSCHs: 1
Settings for Subframe #0 to #9:
Modulation Scheme: 16-QAM
Data Type: UL-SCH
Number RB: 100
Transport Block Size: 28336
TBS Index: 14
MCS Index: 15
Data Type: PN9

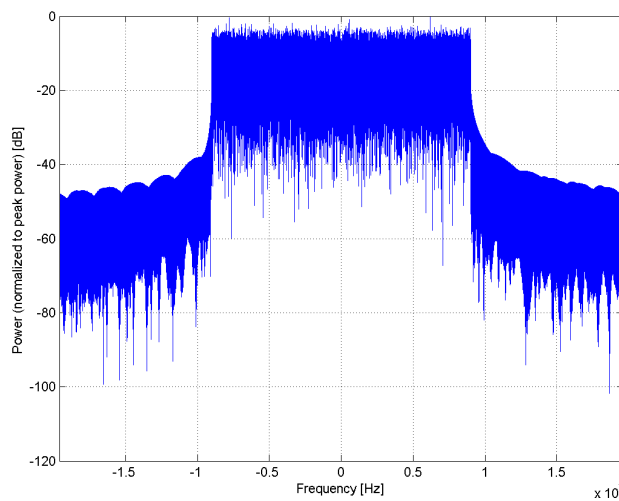
Bandwidth: 20.0 MHz
Integration Time: 10.0 ms

¹ PAR (0.1%) in accordance with FCC KDB 971168, Section 6.0 "Measurement of the Peak-to-Average Power Ratio (PAPR)"

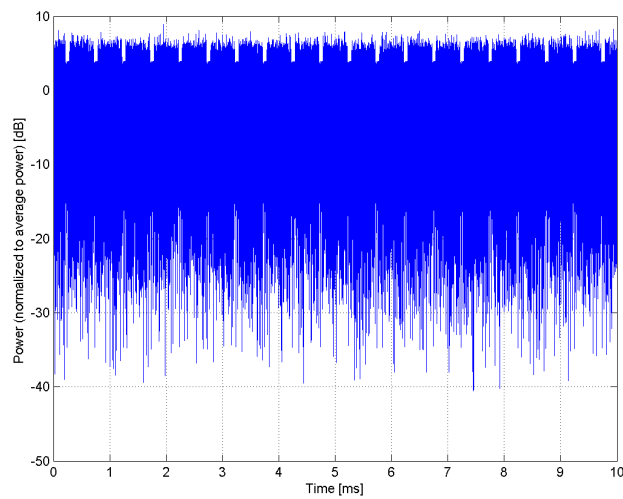
² Modulation Interference Factor (MIF) value valid only in conjunction with advanced probe response linearization calibration for the same communication system (same UID and version).



Complementary Cumulative Distribution Function (CCDF)



Frequency Domain



Time Domain

**Calibration Laboratory of
Schmid & Partner
Engineering AG**
Zeughausstrasse 43, 8004 Zurich, Switzerland

Name: **LTE-FDD (SC-FDMA, 100% RB, 20 MHz, 64-QAM)**

Group: LTE-FDD
UID: 10102-CAF

PAR: ¹ **6.60 dB**
MIF: ² **-17.05 dB**

Standard Reference: 3GPP / ETSI TS 136.101 V8.4.0
3GPP / ETSI TS 136.213 V8.4.0
FCC OET KDB 941225 D05 SAR for LTE Devices v01

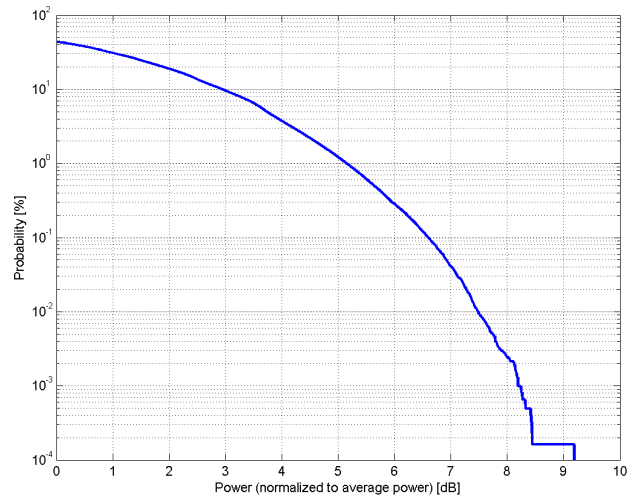
Category: Random amplitude modulation
Modulation: 64-QAM
Frequency Band: Band 1 (1920.0 - 1980.0 MHz)
Band 2 (1850.0 - 1910.0 MHz)
Band 3 (1710.0 - 1785.0 MHz)
Band 4 (1710.0 - 1755.0 MHz)
Band 7 (2500.0 - 2570.0 MHz)
Band 9 (1749.9 - 1784.9 MHz)
Band 10 (1710.0 - 1770.0 MHz)
Band 20 (832.0 - 862.0 MHz)
Band 22 (3410.0 - 3490.0 MHz)
Band 23 (2000.0 - 2020.0 MHz)
Band 25 (1850.0 - 1915.0 MHz)
Band 28 (703.0 - 748.0 MHz)
Band 65 (1920.0 - 2010.0 MHz)
Band 66 (1710.0 - 1780.0 MHz)
Band 70 (1695.0 - 1710.0 MHz)
Band 71 (663.0 - 698.0 MHz)
Band 74 (1427.0 - 1470.0 MHz)
Validation band (0.0 - 6000.0 MHz)

Detailed Specification: Modulation Scheme: SC-FDMA
Number of PUSCHs: 1
Settings for Subframe #0 to #9:
Modulation Scheme: 64-QAM
Data Type: UL-SCH
Number RB: 100
Transport Block Size: 57336
TBS Index: 23
MCS Index: 25
Data Type: PN9

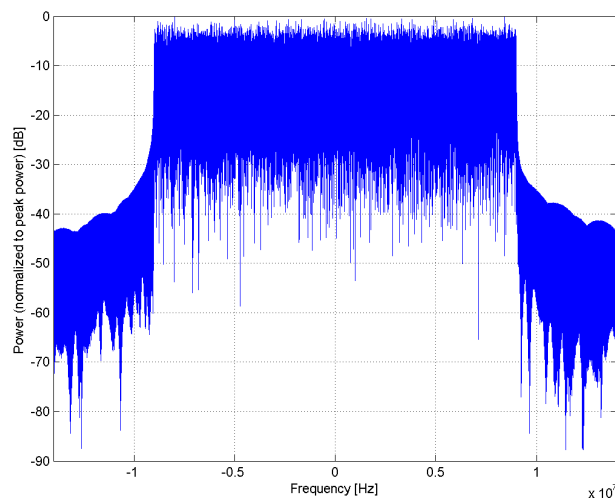
Bandwidth: 20.0 MHz
Integration Time: 10.0 ms

¹ PAR (0.1%) in accordance with FCC KDB 971168, Section 6.0 "Measurement of the Peak-to-Average Power Ratio (PAPR)"

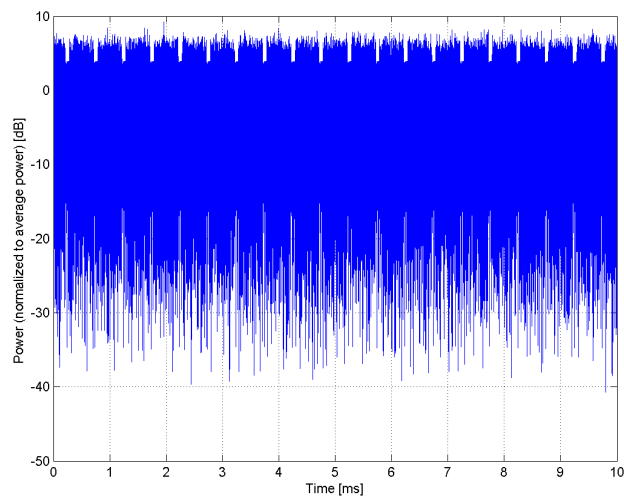
² Modulation Interference Factor (MIF) value valid only in conjunction with advanced probe response linearization calibration for the same communication system (same UID and version).



Complementary Cumulative Distribution Function (CCDF)



Frequency Domain



Time Domain

**Calibration Laboratory of
Schmid & Partner
Engineering AG**
Zeughausstrasse 43, 8004 Zurich, Switzerland

Name: **LTE-TDD (SC-FDMA, 100% RB, 20 MHz, QPSK)**

Group: LTE-TDD
UID: 10103-CAH

PAR: ¹ **9.29 dB**
MIF: ² **-1.64 dB**

Standard Reference: 3GPP / ETSI TS 136.101 V8.4.0
3GPP / ETSI TS 136.213 V8.4.0
FCC OET KDB 941225 D05 SAR for LTE Devices v01

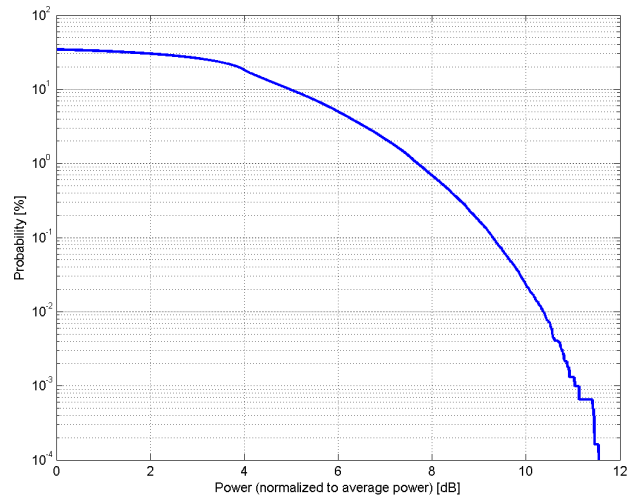
Category: Random amplitude modulation
Modulation: QPSK
Frequency Band: Band 33 (1900.0 - 1920.0 MHz)
Band 35 (1850.0 - 1910.0 MHz)
Band 36 (1930.0 - 1990.0 MHz)
Band 37 (1910.0 - 1930.0 MHz)
Band 38 (2570.0 - 2620.0 MHz)
Band 39 (1880.0 - 1920.0 MHz)
Band 40 (2300.0 - 2400.0 MHz)
Band 41 (2496.0 - 2690.0 MHz)
Band 42 (3400.0 - 3600.0 MHz)
Band 43 (3600.0 - 3800.0 MHz)
Band 44 (703.0 - 803.0 MHz)
Band 45 (1447.0 - 1467.0 MHz)
Band 46 (5150.0 - 5925.0 MHz)
Band 47 (5855.0 - 5925.0 MHz)
Band 48 (3550.0 - 3700.0 MHz)
Band 49 (3550.0 - 3700.0 MHz)
Band 50 (1432.0 - 1517.0 MHz)
Band 52 (3300.0 - 3400.0 MHz)
Validation band (0.0 - 6000.0 MHz)

Detailed Specification: Modulation Scheme: SC-FDMA
Uplink-downlink configuration: 1
Special Subframe configuration: 4
Number of Frames: 1
Settings for UL Subframe 2,3,7,8:
Number of PUSCHs: 1
Modulation Scheme: QPSK
Allocated RB: 100
Start Number of RB: 0
Data Type: PN9fix

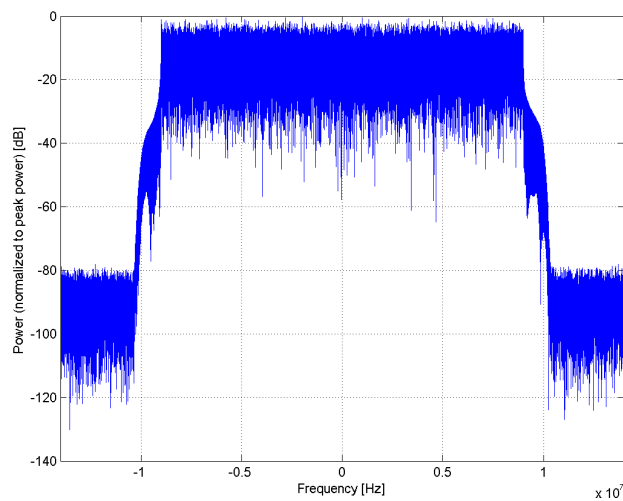
Bandwidth: 20.0 MHz
Integration Time: 10.0 ms

¹ PAR (0.1%) in accordance with FCC KDB 971168, Section 6.0 "Measurement of the Peak-to-Average Power Ratio (PAPR)"

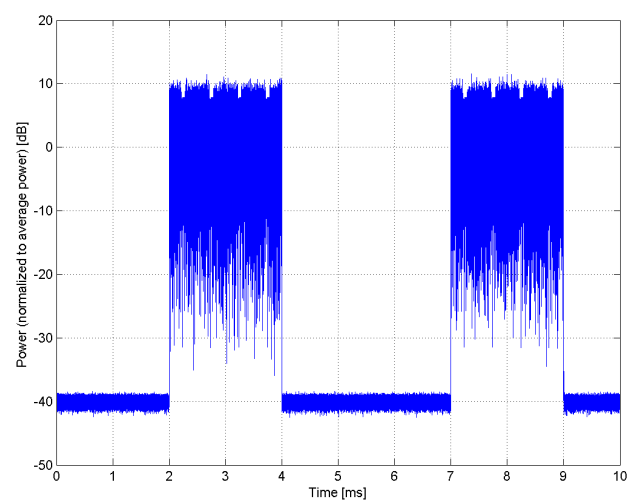
² Modulation Interference Factor (MIF) value valid only in conjunction with advanced probe response linearization calibration for the same communication system (same UID and version).



Complementary Cumulative Distribution Function (CCDF)



Frequency Domain



Time Domain

**Calibration Laboratory of
Schmid & Partner
Engineering AG**
Zeughausstrasse 43, 8004 Zurich, Switzerland

Name: **LTE-TDD (SC-FDMA, 100% RB, 20 MHz, 16-QAM)**

Group: LTE-TDD
UID: 10104-CAH

PAR: ¹ **9.97 dB**
MIF: ² **-1.66 dB**

Standard Reference: 3GPP / ETSI TS 136.101 V8.4.0
3GPP / ETSI TS 136.213 V8.4.0
FCC OET KDB 941225 D05 SAR for LTE Devices v01

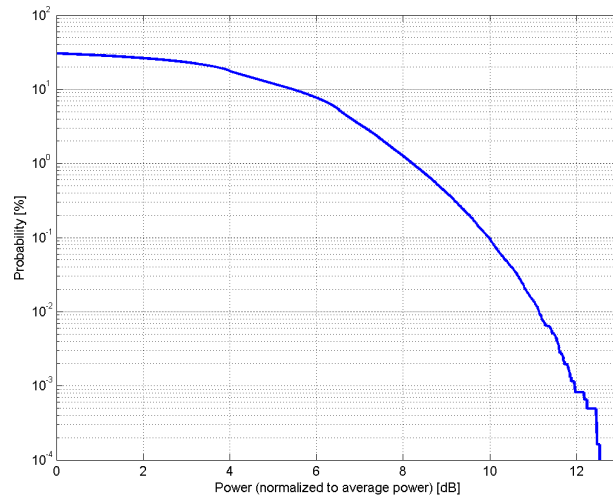
Category: Random amplitude modulation
Modulation: 16-QAM
Frequency Band: Band 33 (1900.0 - 1920.0 MHz)
Band 35 (1850.0 - 1910.0 MHz)
Band 36 (1930.0 - 1990.0 MHz)
Band 37 (1910.0 - 1930.0 MHz)
Band 38 (2570.0 - 2620.0 MHz)
Band 39 (1880.0 - 1920.0 MHz)
Band 40 (2300.0 - 2400.0 MHz)
Band 41 (2496.0 - 2690.0 MHz)
Band 42 (3400.0 - 3600.0 MHz)
Band 43 (3600.0 - 3800.0 MHz)
Band 44 (703.0 - 803.0 MHz)
Band 45 (1447.0 - 1467.0 MHz)
Band 46 (5150.0 - 5925.0 MHz)
Band 47 (5855.0 - 5925.0 MHz)
Band 48 (3550.0 - 3700.0 MHz)
Band 49 (3550.0 - 3700.0 MHz)
Band 50 (1432.0 - 1517.0 MHz)
Band 52 (3300.0 - 3400.0 MHz)
Validation band (0.0 - 6000.0 MHz)

Detailed Specification: Modulation Scheme: SC-FDMA
Uplink-downlink configuration: 1
Special Subframe configuration: 4
Number of Frames: 1
Settings for UL Subframe 2,3,7,8:
Number of PUSCHs: 1
Modulation Scheme: 16QAM
Allocated RB: 100
Start Number of RB: 0
Data Type: PN9fix

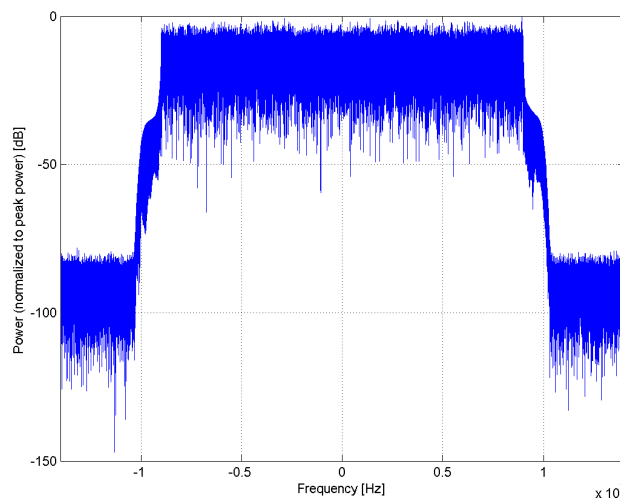
Bandwidth: 20.0 MHz
Integration Time: 10.0 ms

¹ PAR (0.1%) in accordance with FCC KDB 971168, Section 6.0 "Measurement of the Peak-to-Average Power Ratio (PAPR)"

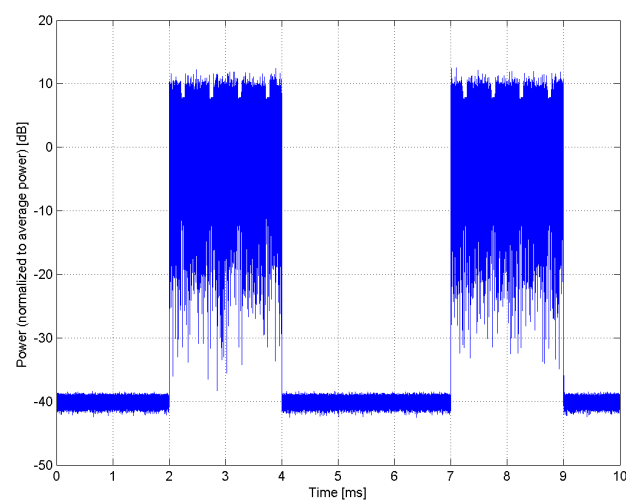
² Modulation Interference Factor (MIF) value valid only in conjunction with advanced probe response linearization calibration for the same communication system (same UID and version).



Complementary Cumulative Distribution Function (CCDF)



Frequency Domain



Time Domain

**Calibration Laboratory of
Schmid & Partner
Engineering AG**
Zeughausstrasse 43, 8004 Zurich, Switzerland

Name: **LTE-TDD (SC-FDMA, 100% RB, 20 MHz, 64-QAM)**

Group: LTE-TDD
UID: 10105-CAH

PAR: ¹ **10.01 dB**
MIF: ² **-1.67 dB**

Standard Reference: 3GPP / ETSI TS 136.101 V8.4.0
3GPP / ETSI TS 136.213 V8.4.0
FCC OET KDB 941225 D05 SAR for LTE Devices v01

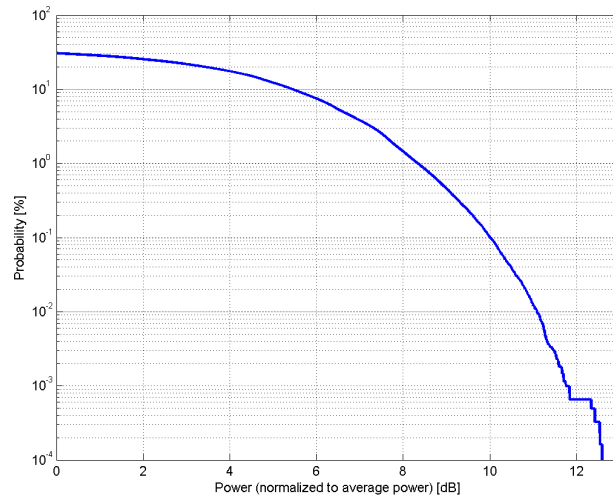
Category: Random amplitude modulation
Modulation: 64-QAM
Frequency Band: Band 33 (1900.0 - 1920.0 MHz)
Band 35 (1850.0 - 1910.0 MHz)
Band 36 (1930.0 - 1990.0 MHz)
Band 37 (1910.0 - 1930.0 MHz)
Band 38 (2570.0 - 2620.0 MHz)
Band 39 (1880.0 - 1920.0 MHz)
Band 40 (2300.0 - 2400.0 MHz)
Band 41 (2496.0 - 2690.0 MHz)
Band 42 (3400.0 - 3600.0 MHz)
Band 43 (3600.0 - 3800.0 MHz)
Band 44 (703.0 - 803.0 MHz)
Band 45 (1447.0 - 1467.0 MHz)
Band 46 (5150.0 - 5925.0 MHz)
Band 47 (5855.0 - 5925.0 MHz)
Band 48 (3550.0 - 3700.0 MHz)
Band 49 (3550.0 - 3700.0 MHz)
Band 50 (1432.0 - 1517.0 MHz)
Band 52 (3300.0 - 3400.0 MHz)
Validation band (0.0 - 6000.0 MHz)

Detailed Specification: Modulation Scheme: SC-FDMA
Uplink-downlink configuration: 1
Special Subframe configuration: 4
Number of Frames: 1
Settings for UL Subframe 2,3,7,8:
Number of PUSCHs: 1
Modulation Scheme: 64QAM
Allocated RB: 100
Start Number of RB: 0
Data Type: PN9fix

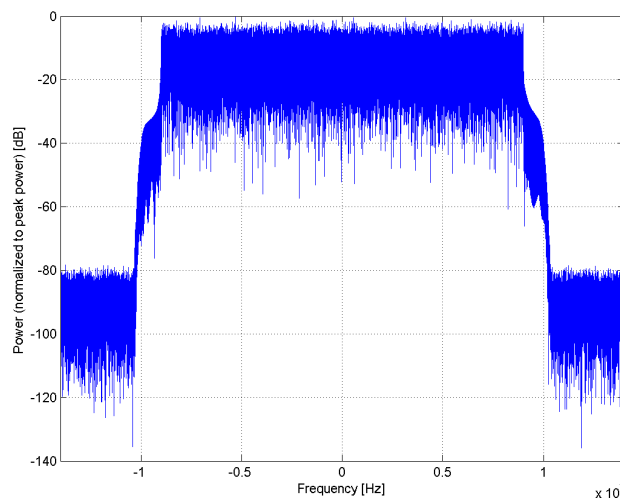
Bandwidth: 20.0 MHz
Integration Time: 10.0 ms

¹ PAR (0.1%) in accordance with FCC KDB 971168, Section 6.0 "Measurement of the Peak-to-Average Power Ratio (PAPR)"

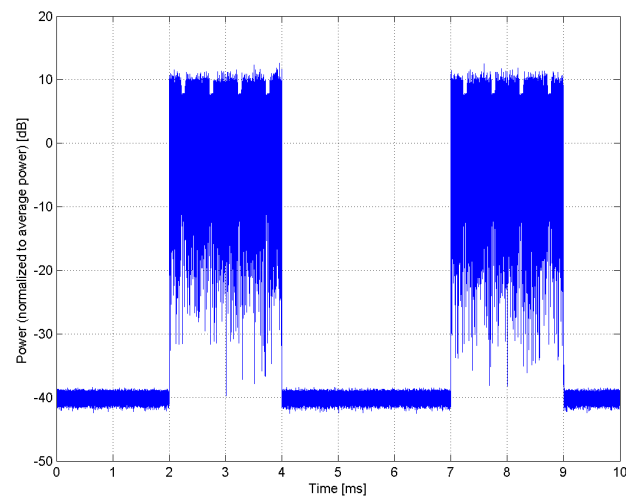
² Modulation Interference Factor (MIF) value valid only in conjunction with advanced probe response linearization calibration for the same communication system (same UID and version).



Complementary Cumulative Distribution Function (CCDF)



Frequency Domain



Time Domain

**Calibration Laboratory of
Schmid & Partner
Engineering AG**
Zeughausstrasse 43, 8004 Zurich, Switzerland

Name: **LTE-FDD (SC-FDMA, 100% RB, 10 MHz, QPSK)**

Group: LTE-FDD
UID: 10108-CAH

PAR: ¹ **5.80 dB**
MIF: ² **-21.57 dB**

Standard Reference: 3GPP / ETSI TS 136.101 V8.4.0
3GPP / ETSI TS 136.213 V8.4.0
FCC OET KDB 941225 D05 SAR for LTE Devices v01

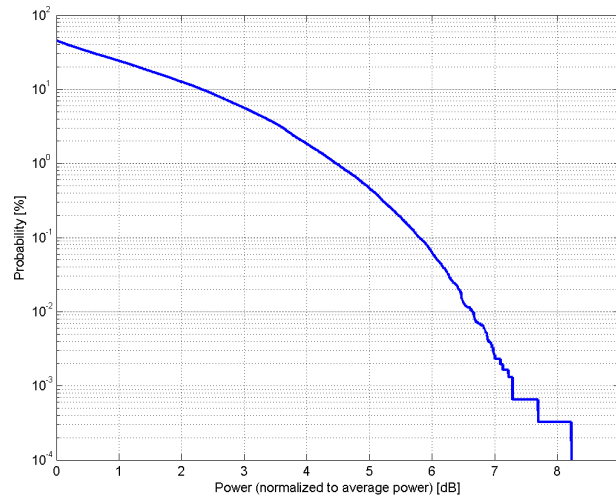
Category: Random amplitude modulation
Modulation: QPSK
Frequency Band: Band 1 (1920.0 - 1980.0 MHz)
Band 2 (1850.0 - 1910.0 MHz)
Band 3 (1710.0 - 1785.0 MHz)
Band 4 (1710.0 - 1755.0 MHz)
Band 5 (824.0 - 849.0 MHz)
Band 6 (830.0 - 840.0 MHz)
Band 7 (2500.0 - 2570.0 MHz)
Band 8 (880.0 - 915.0 MHz)
Band 9 (1749.9 - 1784.9 MHz)
Band 10 (1710.0 - 1770.0 MHz)
Band 11 (1427.9 - 1447.9 MHz)
Band 12 (699.0 - 716.0 MHz)
Band 13 (777.0 - 787.0 MHz)
Band 14 (788.0 - 798.0 MHz)
Band 17 (704.0 - 716.0 MHz)
Band 18 (815.0 - 830.0 MHz)
Band 19 (830.0 - 845.0 MHz)
Band 20 (832.0 - 862.0 MHz)
Band 21 (1447.9 - 1462.9 MHz)
Band 22 (3410.0 - 3490.0 MHz)
Band 23 (2000.0 - 2020.0 MHz)
Band 24 (1626.5 - 1660.5 MHz)
Band 25 (1850.0 - 1915.0 MHz)
Band 26 (814.0 - 849.0 MHz)
Band 27 (807.0 - 824.0 MHz)
Band 28 (703.0 - 748.0 MHz)
Band 30 (2305.0 - 2315.0 MHz)
Band 65 (1920.0 - 2010.0 MHz)
Band 66 (1710.0 - 1780.0 MHz)
Band 68 (698.0 - 728.0 MHz)
Band 70 (1695.0 - 1710.0 MHz)
Band 71 (663.0 - 698.0 MHz)
Band 74 (1427.0 - 1470.0 MHz)
Band 85 (698.0 - 716.0 MHz)
Validation band (0.0 - 6000.0 MHz)

Detailed Specification: Modulation Scheme: SC-FDMA
Number of PUSCHs: 1
Settings for Subframe #0 to #9:
Modulation Scheme: QPSK
Data Type: UL-SCH
Number RB: 50
Transport Block Size: 4392
TBS Index: 5
MCS Index: 5
Data Type: PN9

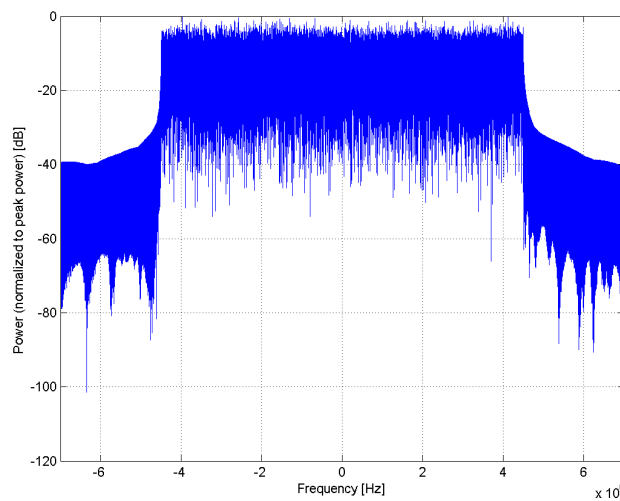
Bandwidth: 10.0 MHz
Integration Time: 10.0 ms

¹ PAR (0.1%) in accordance with FCC KDB 971168, Section 6.0 "Measurement of the Peak-to-Average Power Ratio (PAPR)"

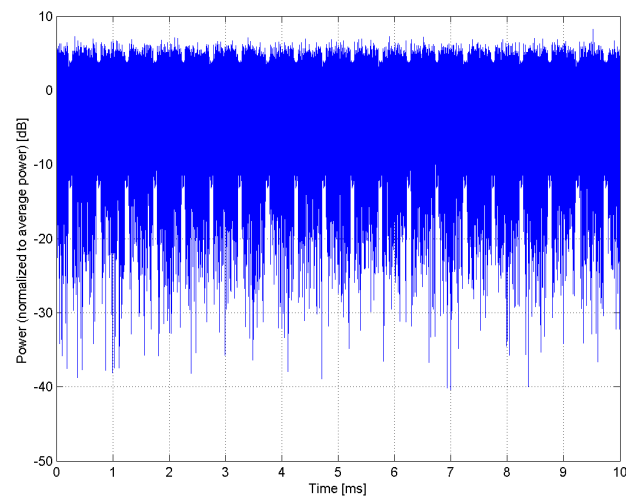
² Modulation Interference Factor (MIF) value valid only in conjunction with advanced probe response linearization calibration for the same communication system (same UID and version).



Complementary Cumulative Distribution Function (CCDF)



Frequency Domain



Time Domain

**Calibration Laboratory of
Schmid & Partner
Engineering AG**
Zeughausstrasse 43, 8004 Zurich, Switzerland

Name: **LTE-FDD (SC-FDMA, 100% RB, 10 MHz, 16-QAM)**

Group: LTE-FDD
UID: 10109-CAH

PAR: ¹ **6.43 dB**
MIF: ² **-16.87 dB**

Standard Reference: 3GPP / ETSI TS 136.101 V8.4.0
3GPP / ETSI TS 136.213 V8.4.0
FCC OET KDB 941225 D05 SAR for LTE Devices v01

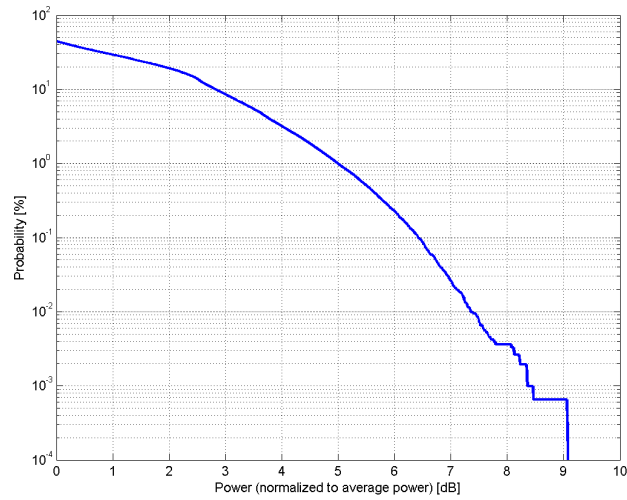
Category: Random amplitude modulation
Modulation: 16-QAM
Frequency Band: Band 1 (1920.0 - 1980.0 MHz)
Band 2 (1850.0 - 1910.0 MHz)
Band 3 (1710.0 - 1785.0 MHz)
Band 4 (1710.0 - 1755.0 MHz)
Band 5 (824.0 - 849.0 MHz)
Band 6 (830.0 - 840.0 MHz)
Band 7 (2500.0 - 2570.0 MHz)
Band 8 (880.0 - 915.0 MHz)
Band 9 (1749.9 - 1784.9 MHz)
Band 10 (1710.0 - 1770.0 MHz)
Band 11 (1427.9 - 1447.9 MHz)
Band 12 (699.0 - 716.0 MHz)
Band 13 (777.0 - 787.0 MHz)
Band 14 (788.0 - 798.0 MHz)
Band 17 (704.0 - 716.0 MHz)
Band 18 (815.0 - 830.0 MHz)
Band 19 (830.0 - 845.0 MHz)
Band 20 (832.0 - 862.0 MHz)
Band 21 (1447.9 - 1462.9 MHz)
Band 22 (3410.0 - 3490.0 MHz)
Band 23 (2000.0 - 2020.0 MHz)
Band 24 (1626.5 - 1660.5 MHz)
Band 25 (1850.0 - 1915.0 MHz)
Band 26 (814.0 - 849.0 MHz)
Band 27 (807.0 - 824.0 MHz)
Band 28 (703.0 - 748.0 MHz)
Band 30 (2305.0 - 2315.0 MHz)
Band 65 (1920.0 - 2010.0 MHz)
Band 66 (1710.0 - 1780.0 MHz)
Band 68 (698.0 - 728.0 MHz)
Band 70 (1695.0 - 1710.0 MHz)
Band 71 (663.0 - 698.0 MHz)
Band 74 (1427.0 - 1470.0 MHz)
Band 85 (698.0 - 716.0 MHz)
Validation band (0.0 - 6000.0 MHz)

Detailed Specification: Modulation Scheme: SC-FDMA
Number of PUSCHs: 1
Settings for Subframe #0 to #9:
Modulation Scheme: 16-QAM
Data Type: UL-SCH
Number RB: 50
Transport Block Size: 14112
TBS Index: 14
MCS Index: 15
Data Type: PN9

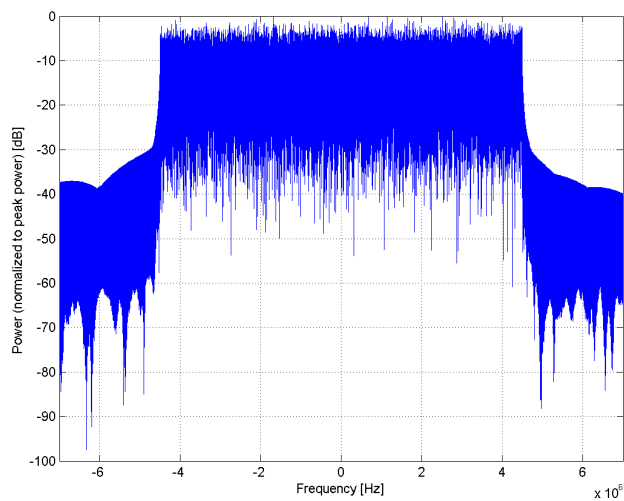
Bandwidth: 10.0 MHz
Integration Time: 10.0 ms

¹ PAR (0.1%) in accordance with FCC KDB 971168, Section 6.0 "Measurement of the Peak-to-Average Power Ratio (PAPR)"

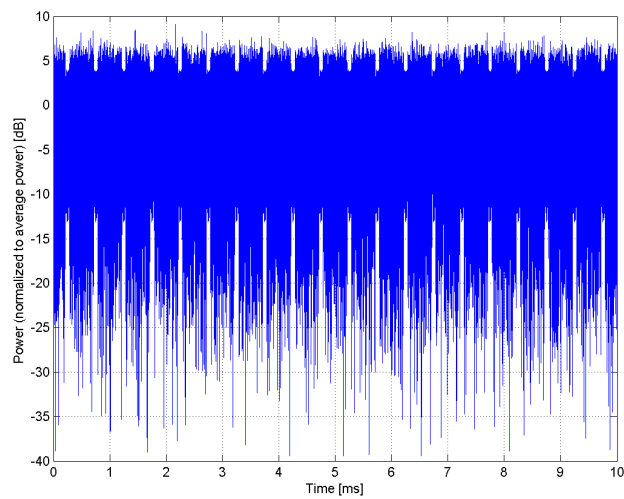
² Modulation Interference Factor (MIF) value valid only in conjunction with advanced probe response linearization calibration for the same communication system (same UID and version).



Complementary Cumulative Distribution Function (CCDF)



Frequency Domain



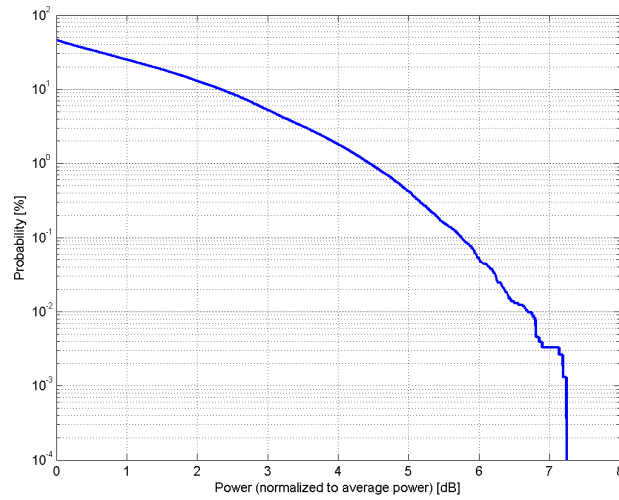
Time Domain

**Calibration Laboratory of
Schmid & Partner
Engineering AG**
Zeughausstrasse 43, 8004 Zurich, Switzerland

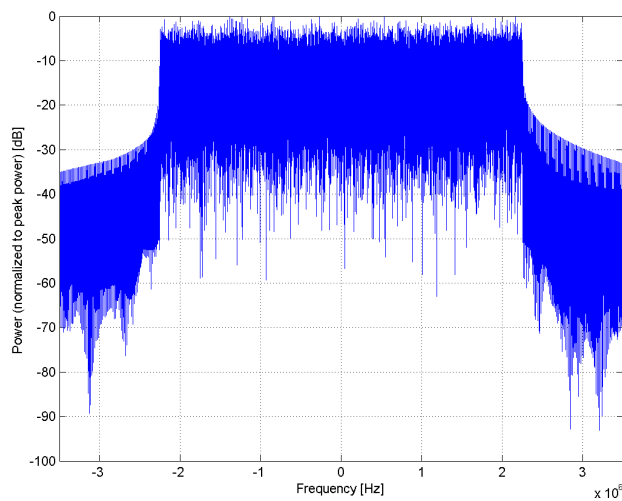
Name:	LTE-FDD (SC-FDMA, 100% RB, 5 MHz, QPSK)
Group:	LTE-FDD
UID:	10110-CAH
PAR: ¹	5.75 dB
MIF: ²	-23.39 dB
Standard Reference:	3GPP / ETSI TS 136.101 V8.4.0 3GPP / ETSI TS 136.213 V8.4.0 FCC OET KDB 941225 D05 SAR for LTE Devices v01
Category:	Random amplitude modulation
Modulation:	QPSK
Frequency Band:	Band 1 (1920.0 - 1980.0 MHz) Band 2 (1850.0 - 1910.0 MHz) Band 3 (1710.0 - 1785.0 MHz) Band 4 (1710.0 - 1755.0 MHz) Band 5 (824.0 - 849.0 MHz) Band 6 (830.0 - 840.0 MHz) Band 7 (2500.0 - 2570.0 MHz) Band 8 (880.0 - 915.0 MHz) Band 9 (1749.9 - 1784.9 MHz) Band 10 (1710.0 - 1770.0 MHz) Band 11 (1427.9 - 1447.9 MHz) Band 12 (699.0 - 716.0 MHz) Band 13 (777.0 - 787.0 MHz) Band 14 (788.0 - 798.0 MHz) Band 17 (704.0 - 716.0 MHz) Band 18 (815.0 - 830.0 MHz) Band 19 (830.0 - 845.0 MHz) Band 20 (832.0 - 862.0 MHz) Band 21 (1447.9 - 1462.9 MHz) Band 22 (3410.0 - 3490.0 MHz) Band 23 (2000.0 - 2020.0 MHz) Band 24 (1626.5 - 1660.5 MHz) Band 25 (1850.0 - 1915.0 MHz) Band 26 (814.0 - 849.0 MHz) Band 27 (807.0 - 824.0 MHz) Band 28 (703.0 - 748.0 MHz) Band 30 (2305.0 - 2315.0 MHz) Band 31 (452.5 - 457.5 MHz) Band 65 (1920.0 - 2010.0 MHz) Band 66 (1710.0 - 1780.0 MHz) Band 68 (698.0 - 728.0 MHz) Band 70 (1695.0 - 1710.0 MHz) Band 71 (663.0 - 698.0 MHz) Band 72 (451.0 - 456.0 MHz) Band 73 (450.0 - 455.0 MHz) Band 74 (1427.0 - 1470.0 MHz) Band 85 (698.0 - 716.0 MHz) Validation band (0.0 - 6000.0 MHz)
Detailed Specification:	Modulation Scheme: SC-FDMA Number of PUSCHs: 1 Settings for Subframe #0 to #9: Modulation Scheme: QPSK Data Type: UL-SCH Number RB: 25 Transport Block Size: 2216 TBS Index: 5 MCS Index: 5 Data Type: PN9
Bandwidth:	5.0 MHz
Integration Time:	10.0 ms

¹ PAR (0.1%) in accordance with FCC KDB 971168, Section 6.0 "Measurement of the Peak-to-Average Power Ratio (PAPR)"

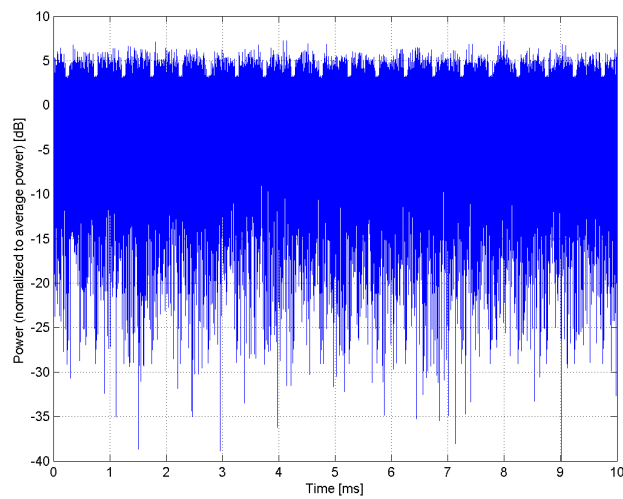
² Modulation Interference Factor (MIF) value valid only in conjunction with advanced probe response linearization calibration for the same communication system (same UID and version).



Complementary Cumulative Distribution Function (CCDF)



Frequency Domain



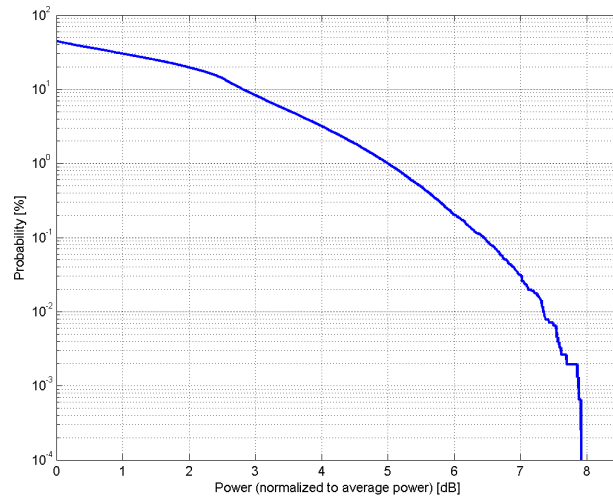
Time Domain

**Calibration Laboratory of
Schmid & Partner
Engineering AG**
Zeughausstrasse 43, 8004 Zurich, Switzerland

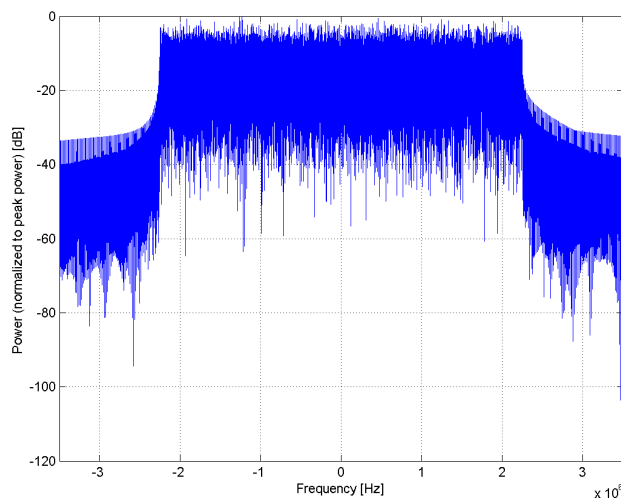
Name:	LTE-FDD (SC-FDMA, 100% RB, 5 MHz, 16-QAM)
Group:	LTE-FDD
UID:	10111-CAH
PAR: ¹	6.44 dB
MIF: ²	-16.35 dB
Standard Reference:	3GPP / ETSI TS 136.101 V8.4.0 3GPP / ETSI TS 136.213 V8.4.0 FCC OET KDB 941225 D05 SAR for LTE Devices v01
Category:	Random amplitude modulation
Modulation:	16-QAM
Frequency Band:	Band 1 (1920.0 - 1980.0 MHz) Band 2 (1850.0 - 1910.0 MHz) Band 3 (1710.0 - 1785.0 MHz) Band 4 (1710.0 - 1755.0 MHz) Band 5 (824.0 - 849.0 MHz) Band 6 (830.0 - 840.0 MHz) Band 7 (2500.0 - 2570.0 MHz) Band 8 (880.0 - 915.0 MHz) Band 9 (1749.9 - 1784.9 MHz) Band 10 (1710.0 - 1770.0 MHz) Band 11 (1427.9 - 1447.9 MHz) Band 12 (699.0 - 716.0 MHz) Band 13 (777.0 - 787.0 MHz) Band 14 (788.0 - 798.0 MHz) Band 17 (704.0 - 716.0 MHz) Band 18 (815.0 - 830.0 MHz) Band 19 (830.0 - 845.0 MHz) Band 20 (832.0 - 862.0 MHz) Band 21 (1447.9 - 1462.9 MHz) Band 22 (3410.0 - 3490.0 MHz) Band 23 (2000.0 - 2020.0 MHz) Band 24 (1626.5 - 1660.5 MHz) Band 25 (1850.0 - 1915.0 MHz) Band 26 (814.0 - 849.0 MHz) Band 27 (807.0 - 824.0 MHz) Band 28 (703.0 - 748.0 MHz) Band 30 (2305.0 - 2315.0 MHz) Band 31 (452.5 - 457.5 MHz) Band 65 (1920.0 - 2010.0 MHz) Band 66 (1710.0 - 1780.0 MHz) Band 68 (698.0 - 728.0 MHz) Band 70 (1695.0 - 1710.0 MHz) Band 71 (663.0 - 698.0 MHz) Band 72 (451.0 - 456.0 MHz) Band 73 (450.0 - 455.0 MHz) Band 74 (1427.0 - 1470.0 MHz) Band 85 (698.0 - 716.0 MHz) Validation band (0.0 - 6000.0 MHz)
Detailed Specification:	Modulation Scheme: SC-FDMA Number of PUSCHs: 1 Settings for Subframe #0 to #9: Modulation Scheme: 16-QAM Data Type: UL-SCH Number RB: 25 Transport Block Size: 7224 TBS Index: 14 MCS Index: 15 Data Type: PN9
Bandwidth:	5.0 MHz
Integration Time:	10.0 ms

¹ PAR (0.1%) in accordance with FCC KDB 971168, Section 6.0 "Measurement of the Peak-to-Average Power Ratio (PAPR)"

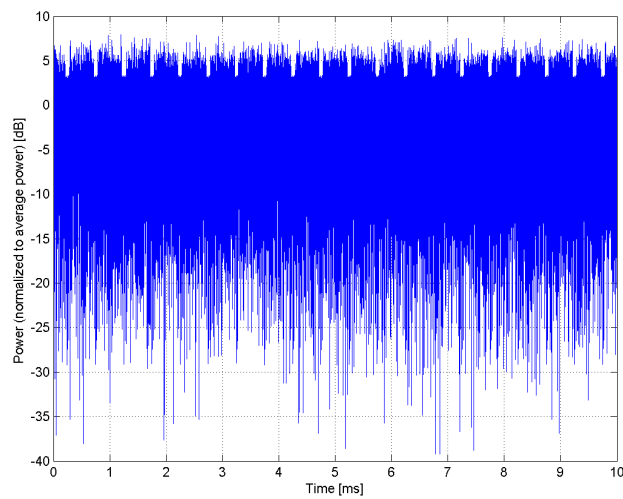
² Modulation Interference Factor (MIF) value valid only in conjunction with advanced probe response linearization calibration for the same communication system (same UID and version).



Complementary Cumulative Distribution Function (CCDF)



Frequency Domain



Time Domain

**Calibration Laboratory of
Schmid & Partner
Engineering AG**
Zeughausstrasse 43, 8004 Zurich, Switzerland

Name: **LTE-FDD (SC-FDMA, 100% RB, 10 MHz, 64-QAM)**

Group: LTE-FDD
UID: 10112-CAH

PAR: ¹ **6.59 dB**
MIF: ² **-16.34 dB**

Standard Reference: 3GPP / ETSI TS 136.101 V8.4.0
3GPP / ETSI TS 136.213 V8.4.0
FCC OET KDB 941225 D05 SAR for LTE Devices v01

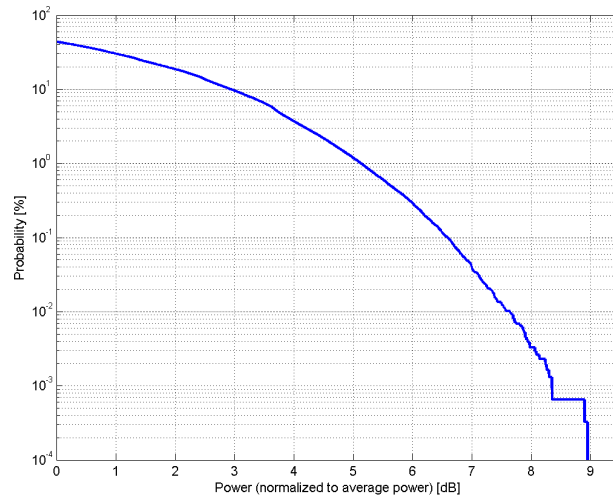
Category: Random amplitude modulation
Modulation: 64-QAM
Frequency Band: Band 1 (1920.0 - 1980.0 MHz)
Band 2 (1850.0 - 1910.0 MHz)
Band 3 (1710.0 - 1785.0 MHz)
Band 4 (1710.0 - 1755.0 MHz)
Band 5 (824.0 - 849.0 MHz)
Band 6 (830.0 - 840.0 MHz)
Band 7 (2500.0 - 2570.0 MHz)
Band 8 (880.0 - 915.0 MHz)
Band 9 (1749.9 - 1784.9 MHz)
Band 10 (1710.0 - 1770.0 MHz)
Band 11 (1427.9 - 1447.9 MHz)
Band 12 (699.0 - 716.0 MHz)
Band 13 (777.0 - 787.0 MHz)
Band 14 (788.0 - 798.0 MHz)
Band 17 (704.0 - 716.0 MHz)
Band 18 (815.0 - 830.0 MHz)
Band 19 (830.0 - 845.0 MHz)
Band 20 (832.0 - 862.0 MHz)
Band 21 (1447.9 - 1462.9 MHz)
Band 22 (3410.0 - 3490.0 MHz)
Band 23 (2000.0 - 2020.0 MHz)
Band 24 (1626.5 - 1660.5 MHz)
Band 25 (1850.0 - 1915.0 MHz)
Band 26 (814.0 - 849.0 MHz)
Band 27 (807.0 - 824.0 MHz)
Band 28 (703.0 - 748.0 MHz)
Band 30 (2305.0 - 2315.0 MHz)
Band 65 (1920.0 - 2010.0 MHz)
Band 66 (1710.0 - 1780.0 MHz)
Band 68 (698.0 - 728.0 MHz)
Band 70 (1695.0 - 1710.0 MHz)
Band 71 (663.0 - 698.0 MHz)
Band 74 (1427.0 - 1470.0 MHz)
Band 85 (698.0 - 716.0 MHz)
Validation band (0.0 - 6000.0 MHz)

Detailed Specification: Modulation Scheme: SC-FDMA
Number of PUSCHs: 1
Settings for Subframe #0 to #9:
Modulation Scheme: 64-QAM
Data Type: UL-SCH
Number RB: 50
Transport Block Size: 28336
TBS Index: 23
MCS Index: 25
Data Type: PN9

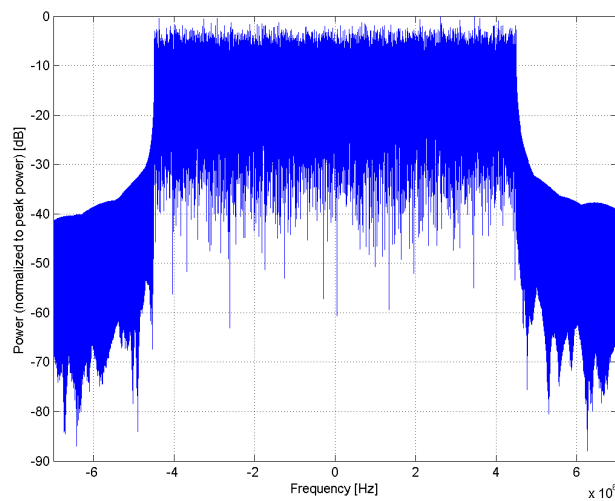
Bandwidth: 10.0 MHz
Integration Time: 10.0 ms

¹ PAR (0.1%) in accordance with FCC KDB 971168, Section 6.0 "Measurement of the Peak-to-Average Power Ratio (PAPR)"

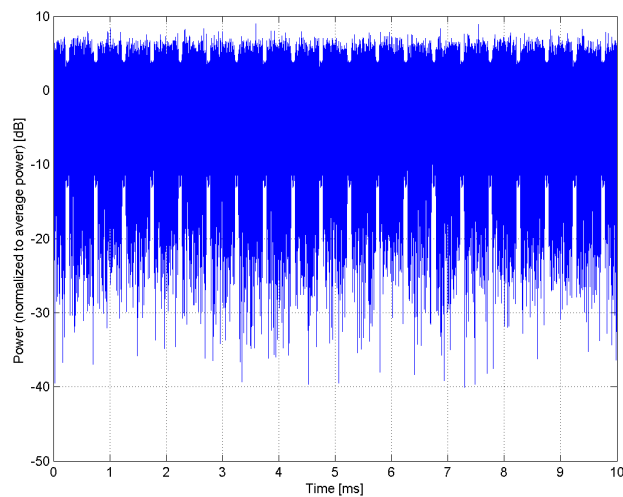
² Modulation Interference Factor (MIF) value valid only in conjunction with advanced probe response linearization calibration for the same communication system (same UID and version).



Complementary Cumulative Distribution Function (CCDF)



Frequency Domain



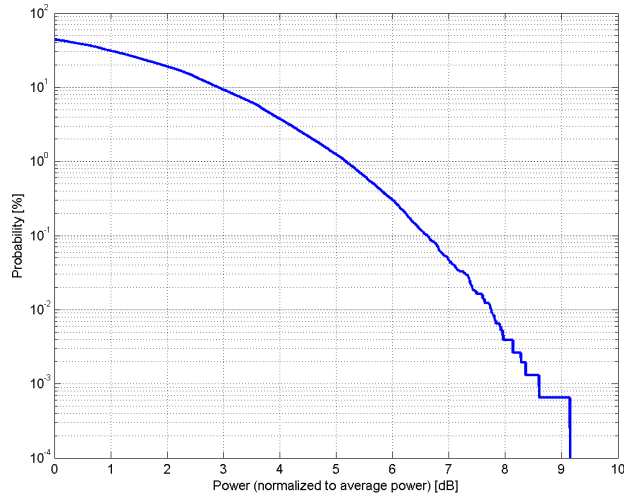
Time Domain

**Calibration Laboratory of
Schmid & Partner
Engineering AG**
Zeughausstrasse 43, 8004 Zurich, Switzerland

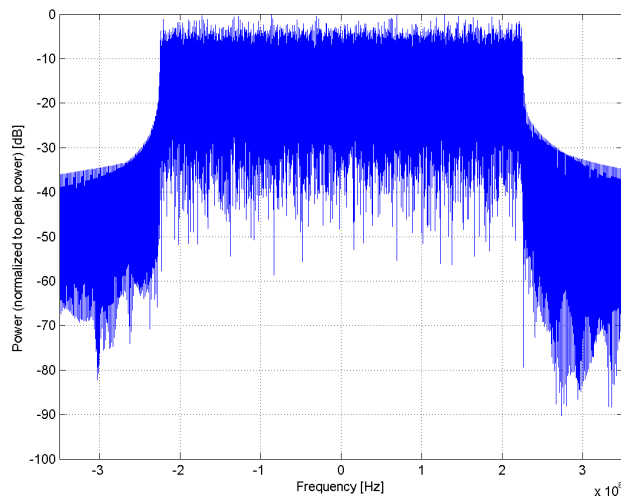
Name:	LTE-FDD (SC-FDMA, 100% RB, 5 MHz, 64-QAM)
Group:	LTE-FDD
UID:	10113-CAH
PAR: ¹	6.62 dB
MIF: ²	-15.98 dB
Standard Reference:	3GPP / ETSI TS 136.101 V8.4.0 3GPP / ETSI TS 136.213 V8.4.0 FCC OET KDB 941225 D05 SAR for LTE Devices v01
Category:	Random amplitude modulation
Modulation:	64-QAM
Frequency Band:	Band 1 (1920.0 - 1980.0 MHz) Band 2 (1850.0 - 1910.0 MHz) Band 3 (1710.0 - 1785.0 MHz) Band 4 (1710.0 - 1755.0 MHz) Band 5 (824.0 - 849.0 MHz) Band 6 (830.0 - 840.0 MHz) Band 7 (2500.0 - 2570.0 MHz) Band 8 (880.0 - 915.0 MHz) Band 9 (1749.9 - 1784.9 MHz) Band 10 (1710.0 - 1770.0 MHz) Band 11 (1427.9 - 1447.9 MHz) Band 12 (699.0 - 716.0 MHz) Band 13 (777.0 - 787.0 MHz) Band 14 (788.0 - 798.0 MHz) Band 17 (704.0 - 716.0 MHz) Band 18 (815.0 - 830.0 MHz) Band 19 (830.0 - 845.0 MHz) Band 20 (832.0 - 862.0 MHz) Band 21 (1447.9 - 1462.9 MHz) Band 22 (3410.0 - 3490.0 MHz) Band 23 (2000.0 - 2020.0 MHz) Band 24 (1626.5 - 1660.5 MHz) Band 25 (1850.0 - 1915.0 MHz) Band 26 (814.0 - 849.0 MHz) Band 27 (807.0 - 824.0 MHz) Band 28 (703.0 - 748.0 MHz) Band 30 (2305.0 - 2315.0 MHz) Band 31 (452.5 - 457.5 MHz) Band 65 (1920.0 - 2010.0 MHz) Band 66 (1710.0 - 1780.0 MHz) Band 68 (698.0 - 728.0 MHz) Band 70 (1695.0 - 1710.0 MHz) Band 71 (663.0 - 698.0 MHz) Band 72 (451.0 - 456.0 MHz) Band 73 (450.0 - 455.0 MHz) Band 74 (1427.0 - 1470.0 MHz) Band 85 (698.0 - 716.0 MHz) Validation band (0.0 - 6000.0 MHz)
Detailed Specification:	Modulation Scheme: SC-FDMA Number of PUSCHs: 1 Settings for Subframe #0 to #9: Modulation Scheme: 64-QAM Data Type: UL-SCH Number RB: 25 Transport Block Size: 14112 TBS Index: 23 MCS Index: 25 Data Type: PN9
Bandwidth:	5.0 MHz
Integration Time:	10.0 ms

¹ PAR (0.1%) in accordance with FCC KDB 971168, Section 6.0 "Measurement of the Peak-to-Average Power Ratio (PAPR)"

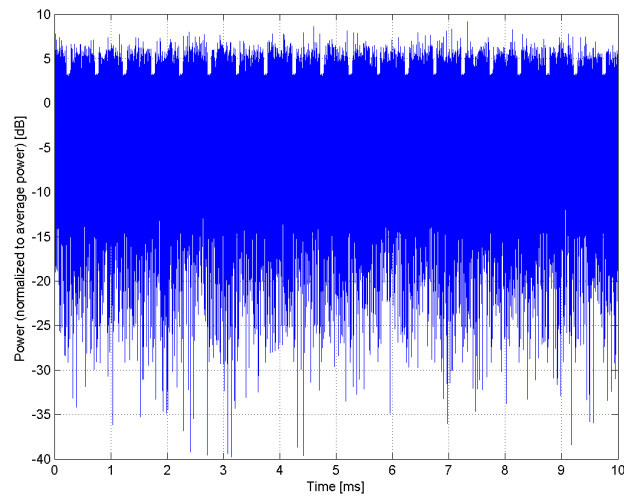
² Modulation Interference Factor (MIF) value valid only in conjunction with advanced probe response linearization calibration for the same communication system (same UID and version).



Complementary Cumulative Distribution Function (CCDF)



Frequency Domain



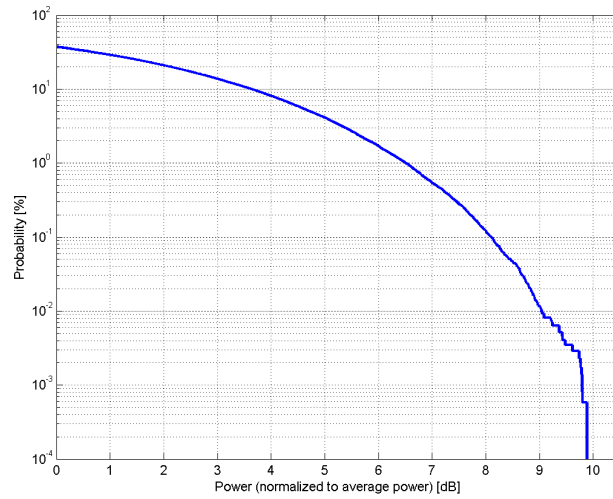
Time Domain

**Calibration Laboratory of
Schmid & Partner
Engineering AG**
Zeughausstrasse 43, 8004 Zurich, Switzerland

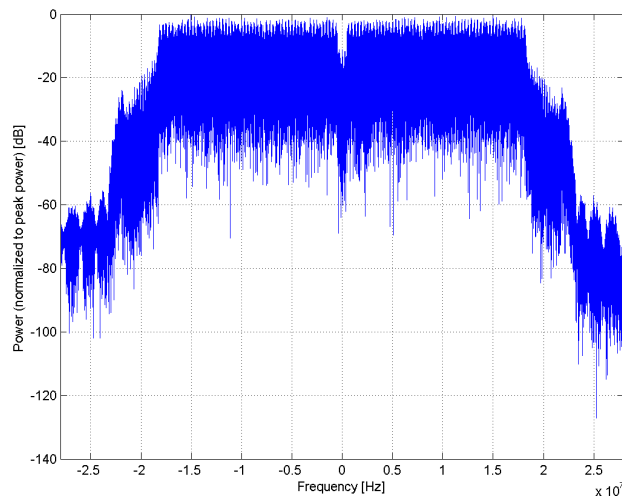
Name:	IEEE 802.11n (HT Greenfield, 13.5 Mbps, BPSK)
Group:	WLAN
UID:	10114-CAD
PAR: ¹	8.10 dB
MIF: ²	-17.24 dB
Standard Reference:	IEEE 802.11n-2009
Category:	Random amplitude modulation
Modulation:	BPSK
Frequency Band:	WLAN 2.4GHz (2412.0 - 2484.0 MHz) WLAN 5GHz (4915.0 - 5825.0 MHz) U-NII-1, U-NII-2A (5170 - 5330 MHz) U-NII-2C Standalone (5490 - 5710 MHz) U-NII-2C <5.65 GHz (5490 - 5650 MHz) U-NII-3 Standalone (5735 - 5835 MHz) U-NII-2C, U-NII-3 (5650 - 5835 MHz) U-NII-4 (5.825 - 5.925 MHz) Validation band (0.0 - 6000.0 MHz)
Detailed Specification:	Modulation: BPSK Data Rate: 13.5 Mbps PPDU Format: HT Greenfield PPDU Type: 40 MHz MCS Index: 0 Guard Interval: Long Payload Length: 3567
Bandwidth:	40.0 MHz
Integration Time:	2.2 ms

¹ PAR (0.1%) in accordance with FCC KDB 971168, Section 6.0 "Measurement of the Peak-to-Average Power Ratio (PAPR)"

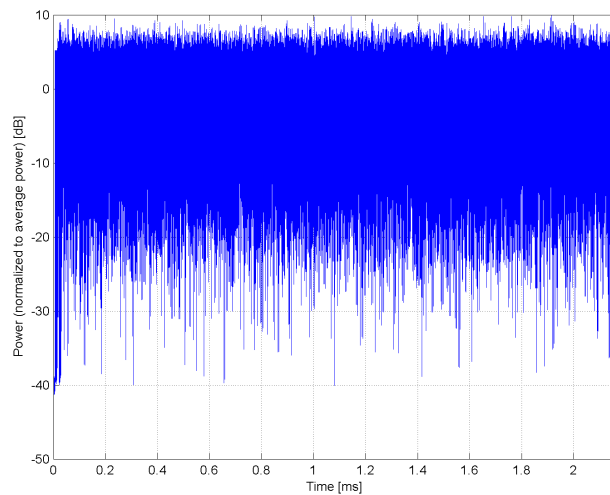
² Modulation Interference Factor (MIF) value valid only in conjunction with advanced probe response linearization calibration for the same communication system (same UID and version).



Complementary Cumulative Distribution Function (CCDF)



Frequency Domain



Time Domain

**Calibration Laboratory of
Schmid & Partner
Engineering AG**
Zeughausstrasse 43, 8004 Zurich, Switzerland

Name: **IEEE 802.11n (HT Greenfield, 81 Mbps, 16-QAM)**

Group: WLAN
UID: 10115-CAD

PAR: ¹ **8.46 dB**
MIF: ² **-17.11 dB**

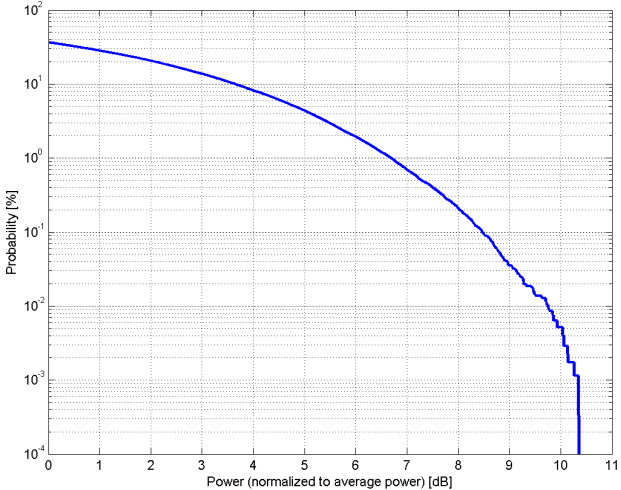
Standard Reference: IEEE 802.11n-2009
Category: Random amplitude modulation
Modulation: 16-QAM
Frequency Band: WLAN 2.4GHz (2412.0 - 2484.0 MHz)
WLAN 5GHz (4915.0 - 5825.0 MHz)
U-NII-1, U-NII-2A (5170 - 5330 MHz)
U-NII-2C Standalone (5490 - 5710 MHz)
U-NII-2C <5.65 GHz (5490 - 5650 MHz)
U-NII-3 Standalone (5735 - 5835 MHz)
U-NII-2C, U-NII-3 (5650 - 5835 MHz)
U-NII-4 (5.825 - 5.925 MHz)
Validation band (0.0 - 6000.0 MHz)

Detailed Specification: Modulation: 16-QAM
Data Rate: 81 Mbps
PPDU Format: HT Greenfield
PPDU Type: 40 MHz
MCS Index: 4
Guard Interval: Long
Payload Length: 21590

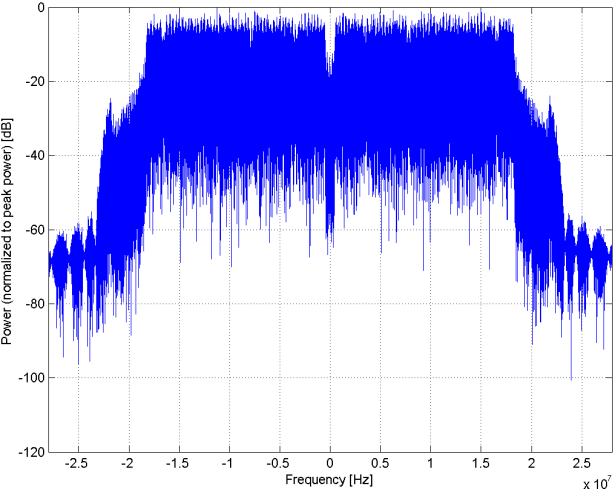
Bandwidth: 40.0 MHz
Integration Time: 2.2 ms

¹ PAR (0.1%) in accordance with FCC KDB 971168, Section 6.0 "Measurement of the Peak-to-Average Power Ratio (PAPR)"

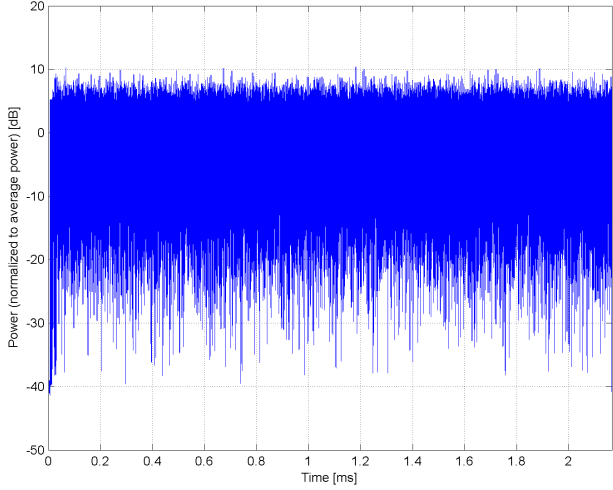
² Modulation Interference Factor (MIF) value valid only in conjunction with advanced probe response linearization calibration for the same communication system (same UID and version).



Complementary Cumulative Distribution Function (CCDF)



Frequency Domain



Time Domain

**Calibration Laboratory of
Schmid & Partner
Engineering AG**
Zeughausstrasse 43, 8004 Zurich, Switzerland

Name: **IEEE 802.11n (HT Greenfield, 135 Mbps, 64-QAM)**

Group: WLAN
UID: 10116-CAD

PAR: ¹ **8.15 dB**
MIF: ² **-17.09 dB**

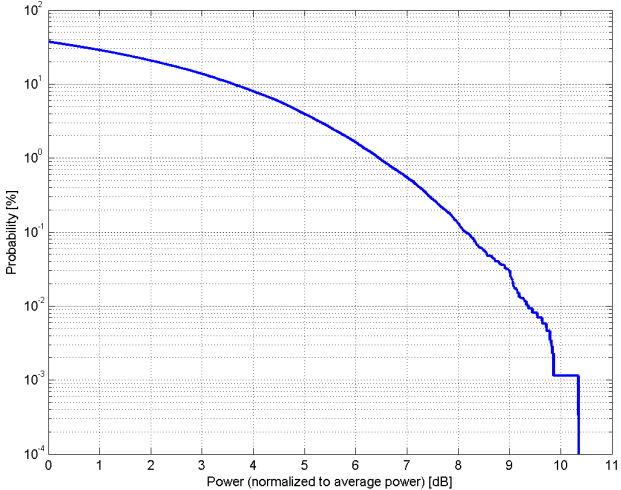
Standard Reference: IEEE 802.11n-2009
Category: Random amplitude modulation
Modulation: 64-QAM
Frequency Band: WLAN 2.4GHz (2412.0 - 2484.0 MHz)
WLAN 5GHz (4915.0 - 5825.0 MHz)
U-NII-1, U-NII-2A (5170 - 5330 MHz)
U-NII-2C Standalone (5490 - 5710 MHz)
U-NII-2C <5.65 GHz (5490 - 5650 MHz)
U-NII-3 Standalone (5735 - 5835 MHz)
U-NII-2C, U-NII-3 (5650 - 5835 MHz)
U-NII-4 (5.825 - 5.925 MHz)
Validation band (0.0 - 6000.0 MHz)

Detailed Specification: Modulation: 64-QAM
Data Rate: 135 Mbps
PPDU Format: HT Greenfield
PPDU Type: 40 MHz
MCS Index: 7
Guard Interval: Long
Payload Length: 36008

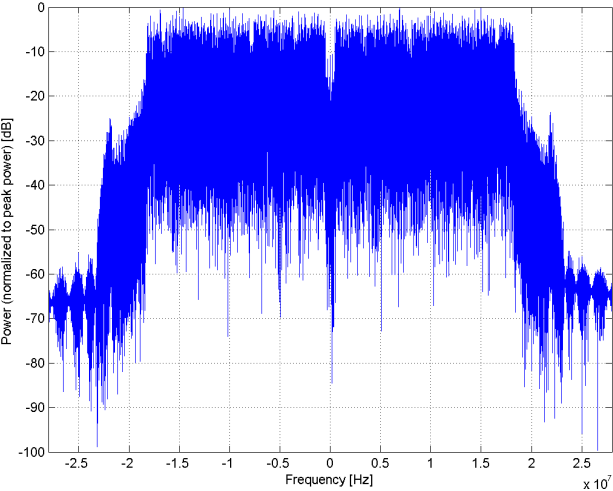
Bandwidth: 40.0 MHz
Integration Time: 2.2 ms

¹ PAR (0.1%) in accordance with FCC KDB 971168, Section 6.0 "Measurement of the Peak-to-Average Power Ratio (PAPR)"

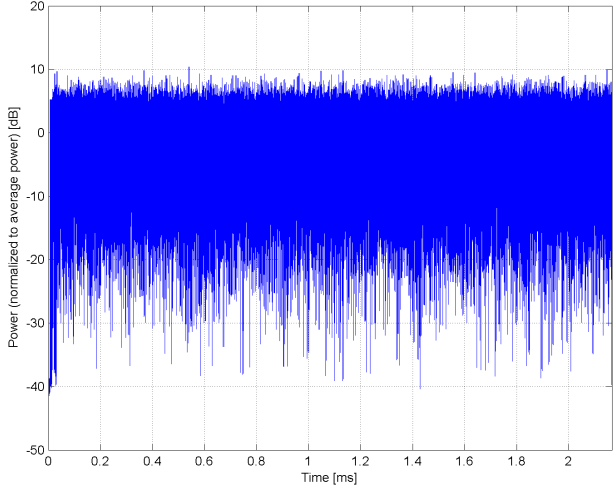
² Modulation Interference Factor (MIF) value valid only in conjunction with advanced probe response linearization calibration for the same communication system (same UID and version).



Complementary Cumulative Distribution Function (CCDF)



Frequency Domain



Time Domain

**Calibration Laboratory of
Schmid & Partner
Engineering AG**
Zeughausstrasse 43, 8004 Zurich, Switzerland

Name: **IEEE 802.11n (HT Mixed, 13.5 Mbps, BPSK)**

Group: WLAN
UID: 10117-CAD

PAR: ¹ **8.07 dB**
MIF: ² **-17.16 dB**

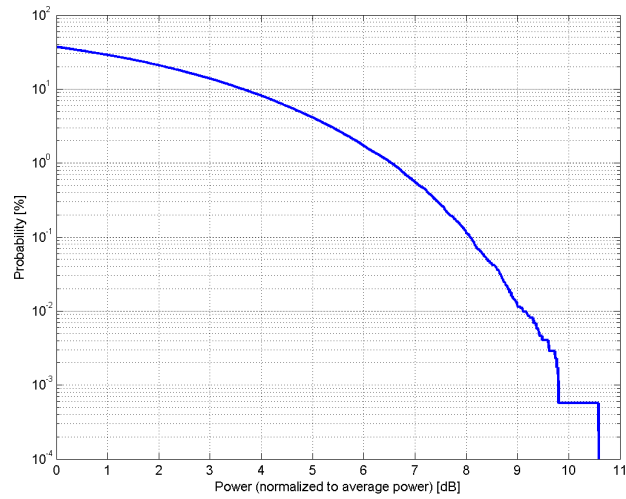
Standard Reference: IEEE 802.11n-2009
Category: Random amplitude modulation
Modulation: BPSK
Frequency Band: WLAN 2.4GHz (2412.0 - 2484.0 MHz)
WLAN 5GHz (4915.0 - 5825.0 MHz)
U-NII-1, U-NII-2A (5170 - 5330 MHz)
U-NII-2C Standalone (5490 - 5710 MHz)
U-NII-2C <5.65 GHz (5490 - 5650 MHz)
U-NII-3 Standalone (5735 - 5835 MHz)
U-NII-2C, U-NII-3 (5650 - 5835 MHz)
U-NII-4 (5.825 - 5.925 MHz)
Validation band (0.0 - 6000.0 MHz)

Detailed Specification: Modulation: BPSK
Data Rate: 13.5 Mbps
PPDU Format: HT Mixed
PPDU Type: 40 MHz
MCS Index: 0
Guard Interval: Long
Payload Length: 3567

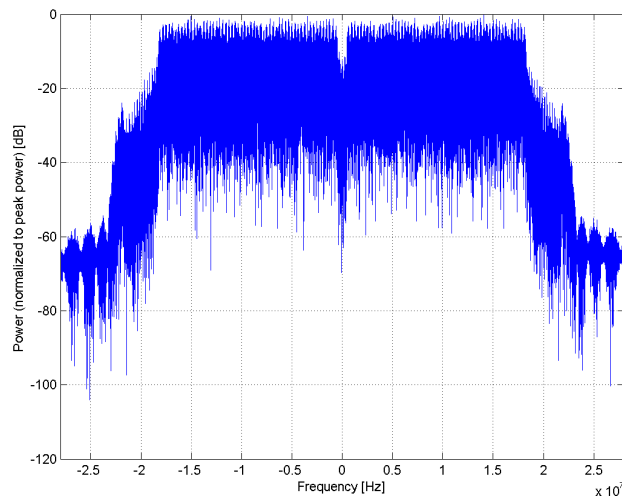
Bandwidth: 40.0 MHz
Integration Time: 2.2 ms

¹ PAR (0.1%) in accordance with FCC KDB 971168, Section 6.0 "Measurement of the Peak-to-Average Power Ratio (PAPR)"

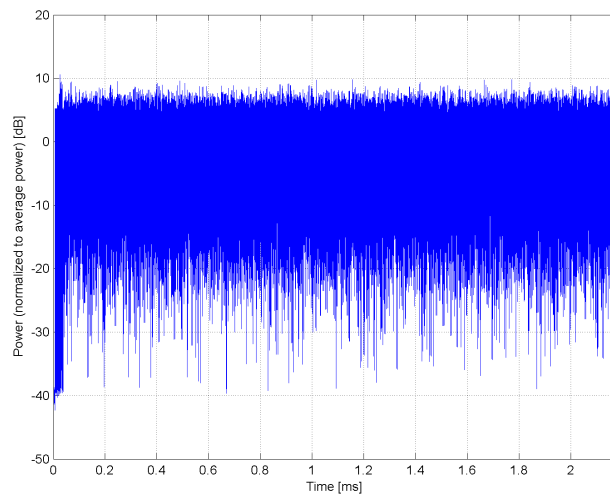
² Modulation Interference Factor (MIF) value valid only in conjunction with advanced probe response linearization calibration for the same communication system (same UID and version).



Complementary Cumulative Distribution Function (CCDF)



Frequency Domain



Time Domain

**Calibration Laboratory of
Schmid & Partner
Engineering AG**
Zeughausstrasse 43, 8004 Zurich, Switzerland

Name: **IEEE 802.11n (HT Mixed, 81 Mbps, 16-QAM)**

Group: WLAN
UID: 10118-CAD

PAR: ¹ **8.59 dB**
MIF: ² **-17.09 dB**

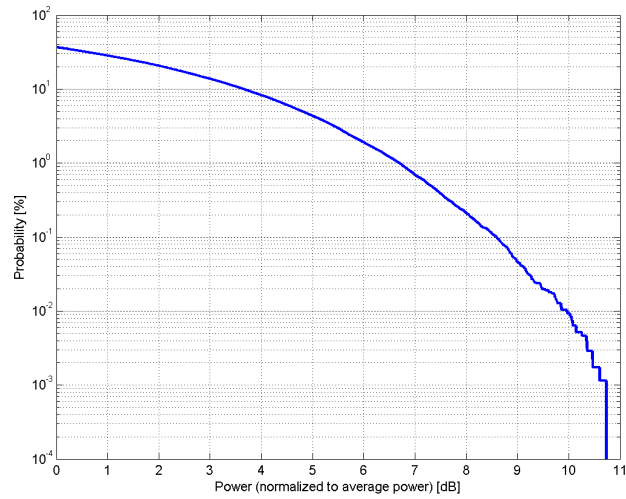
Standard Reference: IEEE 802.11n-2009
Category: Random amplitude modulation
Modulation: 16-QAM
Frequency Band: WLAN 2.4GHz (2412.0 - 2484.0 MHz)
WLAN 5GHz (4915.0 - 5825.0 MHz)
U-NII-1, U-NII-2A (5170 - 5330 MHz)
U-NII-2C Standalone (5490 - 5710 MHz)
U-NII-2C <5.65 GHz (5490 - 5650 MHz)
U-NII-3 Standalone (5735 - 5835 MHz)
U-NII-2C, U-NII-3 (5650 - 5835 MHz)
U-NII-4 (5.825 - 5.925 MHz)
Validation band (0.0 - 6000.0 MHz)

Detailed Specification: Modulation: 16-QAM
Data Rate: 81 Mbps
PPDU Format: HT Mixed
PPDU Type: 40 MHz
MCS Index: 4
Guard Interval: Long
Payload Length: 21590

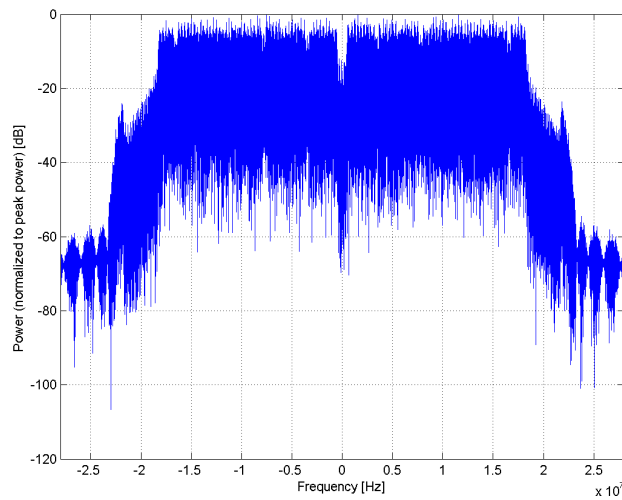
Bandwidth: 40.0 MHz
Integration Time: 2.2 ms

¹ PAR (0.1%) in accordance with FCC KDB 971168, Section 6.0 "Measurement of the Peak-to-Average Power Ratio (PAPR)"

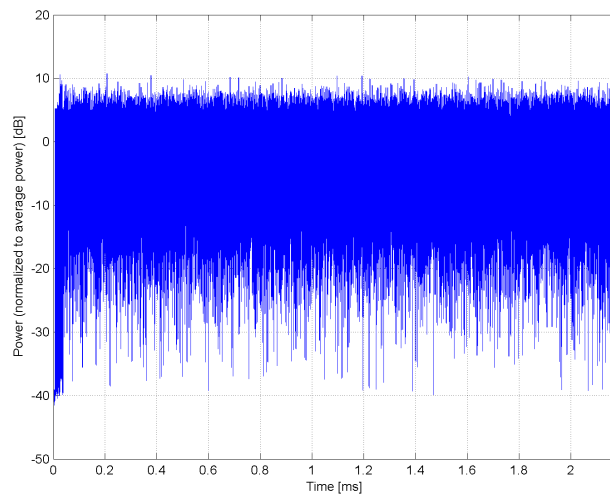
² Modulation Interference Factor (MIF) value valid only in conjunction with advanced probe response linearization calibration for the same communication system (same UID and version).



Complementary Cumulative Distribution Function (CCDF)



Frequency Domain



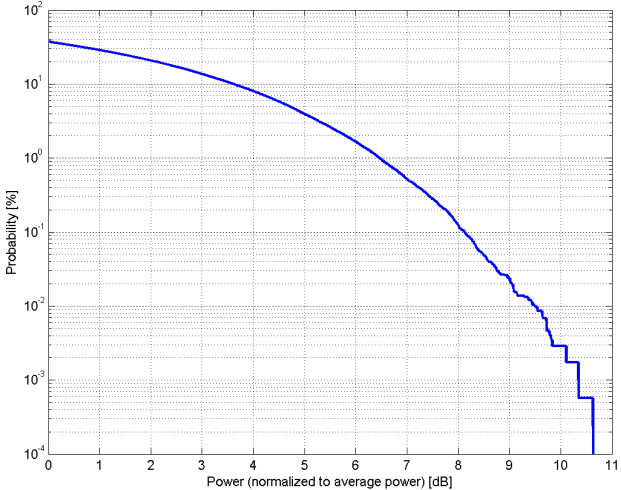
Time Domain

**Calibration Laboratory of
Schmid & Partner
Engineering AG**
Zeughausstrasse 43, 8004 Zurich, Switzerland

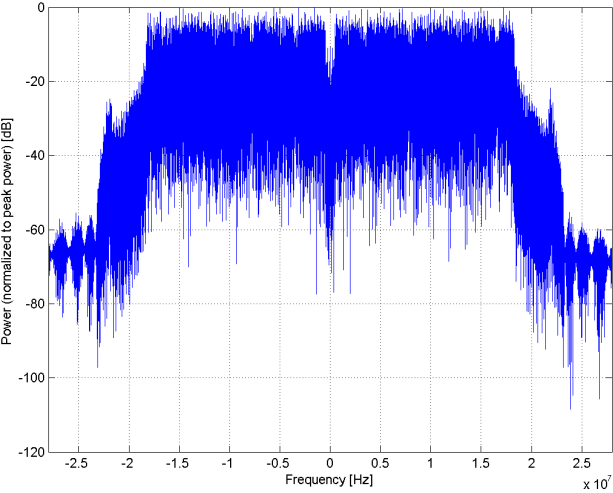
Name:	IEEE 802.11n (HT Mixed, 135 Mbps, 64-QAM)
Group:	WLAN
UID:	10119-CAD
PAR: ¹	8.13 dB
MIF: ²	-17.00 dB
Standard Reference:	IEEE 802.11n-2009
Category:	Random amplitude modulation
Modulation:	64-QAM
Frequency Band:	WLAN 2.4GHz (2412.0 - 2484.0 MHz) WLAN 5GHz (4915.0 - 5825.0 MHz) U-NII-1, U-NII-2A (5170 - 5330 MHz) U-NII-2C Standalone (5490 - 5710 MHz) U-NII-2C <5.65 GHz (5490 - 5650 MHz) U-NII-3 Standalone (5735 - 5835 MHz) U-NII-2C, U-NII-3 (5650 - 5835 MHz) U-NII-4 (5.825 - 5.925 MHz) Validation band (0.0 - 6000.0 MHz)
Detailed Specification:	Modulation: 64-QAM Data Rate: 135 Mbps PPDU Format: HT Mixed PPDU Type: 40 MHz MCS Index: 7 Guard Interval: Long Payload Length: 36008
Bandwidth:	40.0 MHz
Integration Time:	2.2 ms

¹ PAR (0.1%) in accordance with FCC KDB 971168, Section 6.0 "Measurement of the Peak-to-Average Power Ratio (PAPR)"

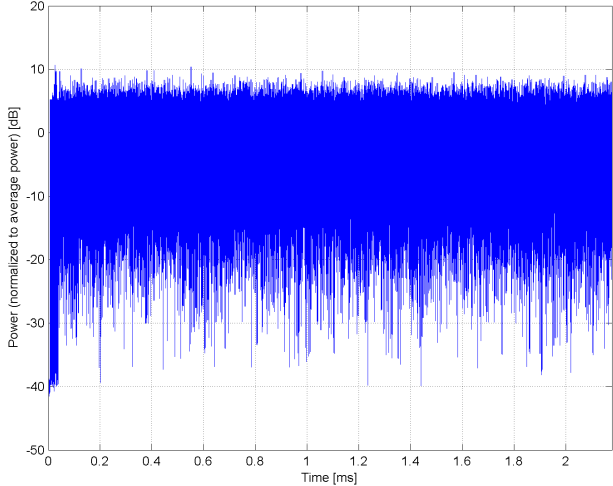
² Modulation Interference Factor (MIF) value valid only in conjunction with advanced probe response linearization calibration for the same communication system (same UID and version).



Complementary Cumulative Distribution Function (CCDF)



Frequency Domain



Time Domain

**Calibration Laboratory of
Schmid & Partner
Engineering AG**
Zeughausstrasse 43, 8004 Zurich, Switzerland

Name: **LTE-FDD (SC-FDMA, 100% RB, 15 MHz, 16-QAM)**

Group: LTE-FDD
UID: 10140-CAF

PAR: ¹ **6.49 dB**
MIF: ² **-19.37 dB**

Standard Reference: 3GPP / ETSI TS 136.101 V8.4.0
3GPP / ETSI TS 136.213 V8.4.0
FCC OET KDB 941225 D05 SAR for LTE Devices v01

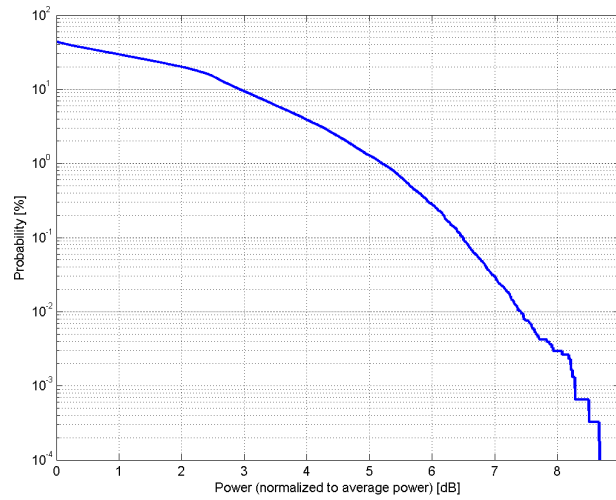
Category: Random amplitude modulation
Modulation: 16-QAM
Frequency Band: Band 1 (1920.0 - 1980.0 MHz)
Band 2 (1850.0 - 1910.0 MHz)
Band 3 (1710.0 - 1785.0 MHz)
Band 4 (1710.0 - 1755.0 MHz)
Band 7 (2500.0 - 2570.0 MHz)
Band 9 (1749.9 - 1784.9 MHz)
Band 10 (1710.0 - 1770.0 MHz)
Band 18 (815.0 - 830.0 MHz)
Band 19 (830.0 - 845.0 MHz)
Band 20 (832.0 - 862.0 MHz)
Band 21 (1447.9 - 1462.9 MHz)
Band 22 (3410.0 - 3490.0 MHz)
Band 23 (2000.0 - 2020.0 MHz)
Band 25 (1850.0 - 1915.0 MHz)
Band 26 (814.0 - 849.0 MHz)
Band 28 (703.0 - 748.0 MHz)
Band 65 (1920.0 - 2010.0 MHz)
Band 66 (1710.0 - 1780.0 MHz)
Band 68 (698.0 - 728.0 MHz)
Band 70 (1695.0 - 1710.0 MHz)
Band 71 (663.0 - 698.0 MHz)
Band 74 (1427.0 - 1470.0 MHz)
Validation band (0.0 - 6000.0 MHz)

Detailed Specification: Modulation Scheme: SC-FDMA
Number of PUSCHs: 1
Settings for Subframe #0 to #9:
Modulation Scheme: 16QAM
Data Type: UL-SCH
Number RB: 75
Transport Block Size: 21384
TBS Index: 14
MCS Index: 15
Data Type: PN9

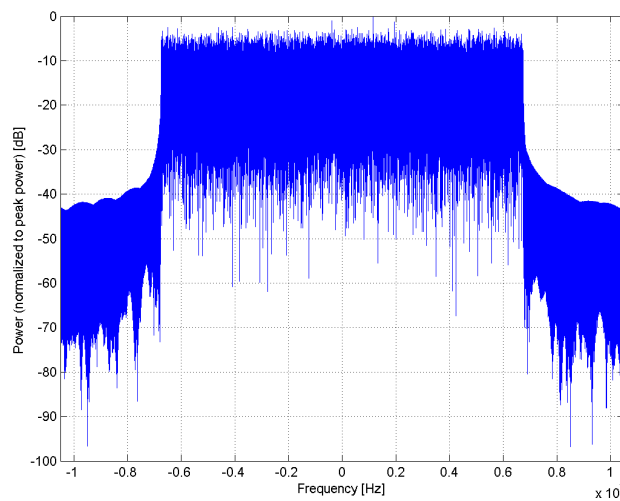
Bandwidth: 15.0 MHz
Integration Time: 10.0 ms

¹ PAR (0.1%) in accordance with FCC KDB 971168, Section 6.0 "Measurement of the Peak-to-Average Power Ratio (PAPR)"

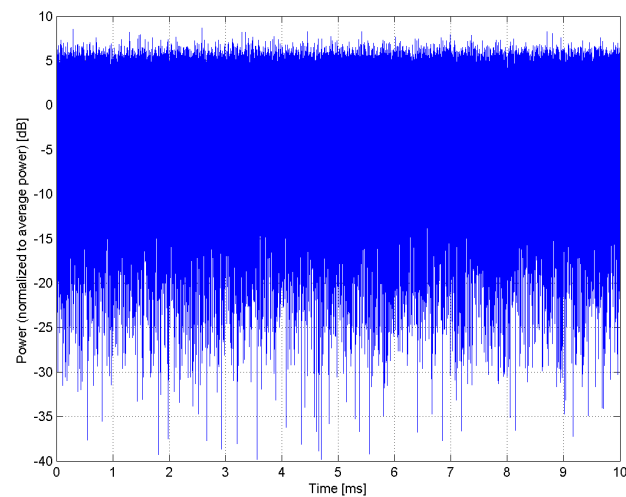
² Modulation Interference Factor (MIF) value valid only in conjunction with advanced probe response linearization calibration for the same communication system (same UID and version).



Complementary Cumulative Distribution Function (CCDF)



Frequency Domain



Time Domain

**Calibration Laboratory of
Schmid & Partner
Engineering AG**
Zeughausstrasse 43, 8004 Zurich, Switzerland

Name: **LTE-FDD (SC-FDMA, 100% RB, 15 MHz, 64-QAM)**

Group: LTE-FDD
UID: 10141-CAF

PAR: ¹ **6.53 dB**
MIF: ² **-19.44 dB**

Standard Reference: 3GPP / ETSI TS 136.101 V8.4.0
3GPP / ETSI TS 136.213 V8.4.0
FCC OET KDB 941225 D05 SAR for LTE Devices v01

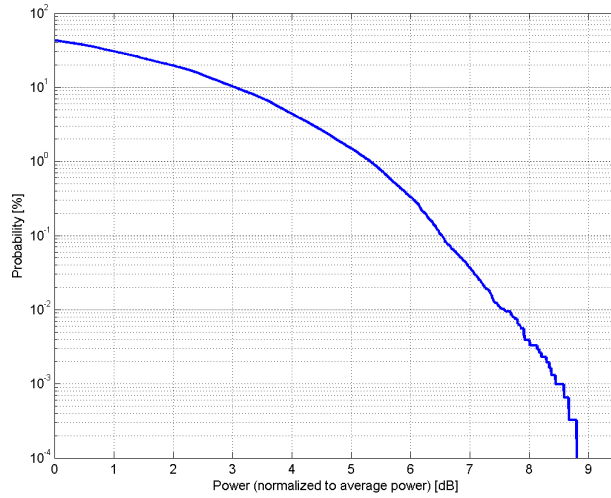
Category: Random amplitude modulation
Modulation: 64-QAM
Frequency Band: Band 1 (1920.0 - 1980.0 MHz)
Band 2 (1850.0 - 1910.0 MHz)
Band 3 (1710.0 - 1785.0 MHz)
Band 4 (1710.0 - 1755.0 MHz)
Band 7 (2500.0 - 2570.0 MHz)
Band 9 (1749.9 - 1784.9 MHz)
Band 10 (1710.0 - 1770.0 MHz)
Band 18 (815.0 - 830.0 MHz)
Band 19 (830.0 - 845.0 MHz)
Band 20 (832.0 - 862.0 MHz)
Band 21 (1447.9 - 1462.9 MHz)
Band 22 (3410.0 - 3490.0 MHz)
Band 23 (2000.0 - 2020.0 MHz)
Band 25 (1850.0 - 1915.0 MHz)
Band 26 (814.0 - 849.0 MHz)
Band 28 (703.0 - 748.0 MHz)
Band 65 (1920.0 - 2010.0 MHz)
Band 66 (1710.0 - 1780.0 MHz)
Band 68 (698.0 - 728.0 MHz)
Band 70 (1695.0 - 1710.0 MHz)
Band 71 (663.0 - 698.0 MHz)
Band 74 (1427.0 - 1470.0 MHz)
Validation band (0.0 - 6000.0 MHz)

Detailed Specification: Modulation Scheme: SC-FDMA
Number of PUSCHs: 1
Settings for Subframe #0 to #9:
Modulation Scheme: 64QAM
Data Type: UL-SCH
Number RB: 75
Transport Block Size: 43816
TBS Index: 23
MCS Index: 25
Data Type: PN9

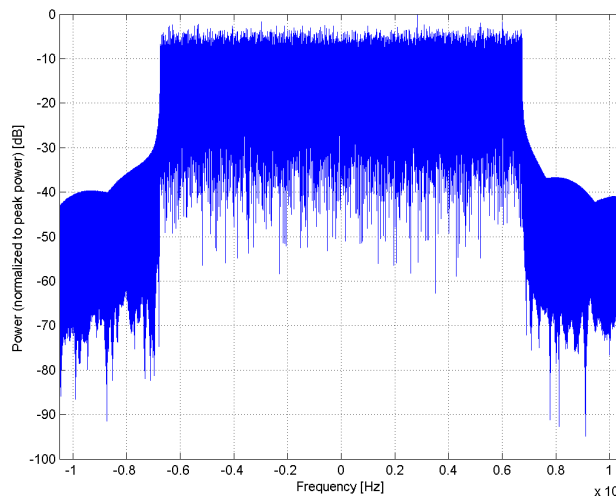
Bandwidth: 15.0 MHz
Integration Time: 10.0 ms

¹ PAR (0.1%) in accordance with FCC KDB 971168, Section 6.0 "Measurement of the Peak-to-Average Power Ratio (PAPR)"

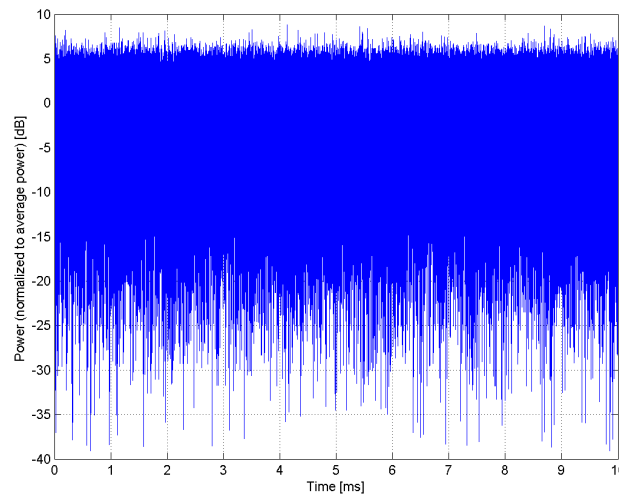
² Modulation Interference Factor (MIF) value valid only in conjunction with advanced probe response linearization calibration for the same communication system (same UID and version).



Complementary Cumulative Distribution Function (CCDF)



Frequency Domain



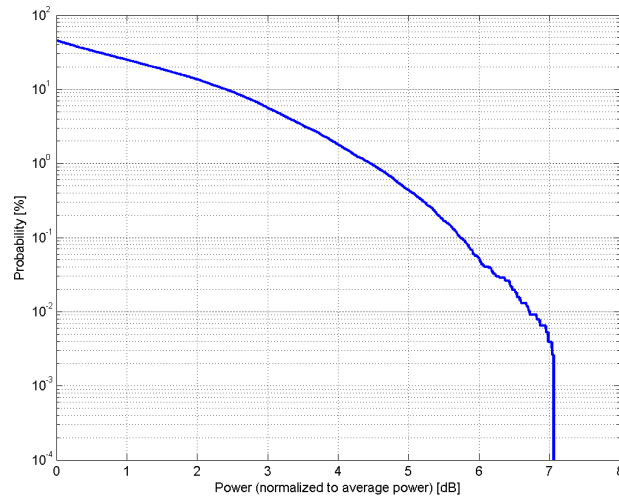
Time Domain

**Calibration Laboratory of
Schmid & Partner
Engineering AG**
Zeughausstrasse 43, 8004 Zurich, Switzerland

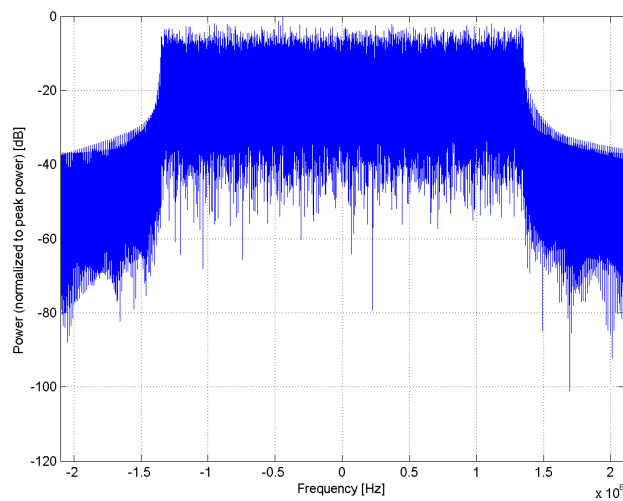
Name:	LTE-FDD (SC-FDMA, 100% RB, 3 MHz, QPSK)
Group:	LTE-FDD
UID:	10142-CAF
PAR: ¹	5.73 dB
MIF: ²	-22.36 dB
Standard Reference:	3GPP / ETSI TS 136.101 V8.4.0 3GPP / ETSI TS 136.213 V8.4.0 FCC OET KDB 941225 D05 SAR for LTE Devices v01
Category:	Random amplitude modulation
Modulation:	QPSK
Frequency Band:	Band 2 (1850.0 - 1910.0 MHz) Band 3 (1710.0 - 1785.0 MHz) Band 4 (1710.0 - 1755.0 MHz) Band 5 (824.0 - 849.0 MHz) Band 8 (880.0 - 915.0 MHz) Band 12 (699.0 - 716.0 MHz) Band 23 (2000.0 - 2020.0 MHz) Band 25 (1850.0 - 1915.0 MHz) Band 26 (814.0 - 849.0 MHz) Band 27 (807.0 - 824.0 MHz) Band 28 (703.0 - 748.0 MHz) Band 31 (452.5 - 457.5 MHz) Band 66 (1710.0 - 1780.0 MHz) Band 72 (451.0 - 456.0 MHz) Band 73 (450.0 - 455.0 MHz) Band 74 (1427.0 - 1470.0 MHz) Validation band (0.0 - 6000.0 MHz)
Detailed Specification:	Modulation Scheme: SC-FDMA Number of PUSCHs: 1 Settings for Subframe #0 to #9: Modulation Scheme: QPSK Data Type: UL-SCH Number RB: 15 Transport Block Size: 1320 TBS Index: 5 MCS Index: 5 Data Type: PN9
Bandwidth:	3.0 MHz
Integration Time:	10.0 ms

¹ PAR (0.1%) in accordance with FCC KDB 971168, Section 6.0 "Measurement of the Peak-to-Average Power Ratio (PAPR)"

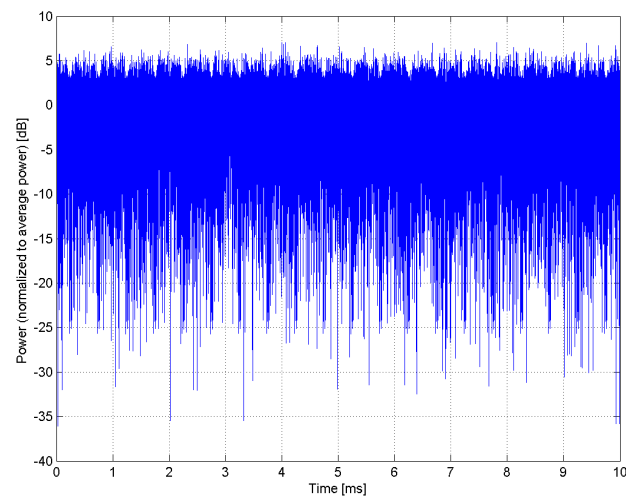
² Modulation Interference Factor (MIF) value valid only in conjunction with advanced probe response linearization calibration for the same communication system (same UID and version).



Complementary Cumulative Distribution Function (CCDF)



Frequency Domain



Time Domain

**Calibration Laboratory of
Schmid & Partner
Engineering AG**
Zeughausstrasse 43, 8004 Zurich, Switzerland

Name: **LTE-FDD (SC-FDMA, 100% RB, 3 MHz, 16-QAM)**

Group: LTE-FDD
UID: 10143-CAF

PAR: ¹ **6.35 dB**
MIF: ² **-14.75 dB**

Standard Reference: 3GPP / ETSI TS 136.101 V8.4.0
3GPP / ETSI TS 136.213 V8.4.0
FCC OET KDB 941225 D05 SAR for LTE Devices v01

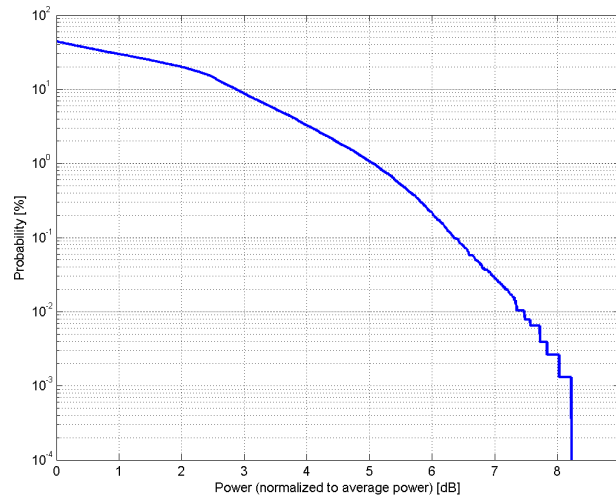
Category: Random amplitude modulation
Modulation: 16-QAM
Frequency Band: Band 2 (1850.0 - 1910.0 MHz)
Band 3 (1710.0 - 1785.0 MHz)
Band 4 (1710.0 - 1755.0 MHz)
Band 5 (824.0 - 849.0 MHz)
Band 8 (880.0 - 915.0 MHz)
Band 12 (699.0 - 716.0 MHz)
Band 23 (2000.0 - 2020.0 MHz)
Band 25 (1850.0 - 1915.0 MHz)
Band 26 (814.0 - 849.0 MHz)
Band 27 (807.0 - 824.0 MHz)
Band 28 (703.0 - 748.0 MHz)
Band 31 (452.5 - 457.5 MHz)
Band 66 (1710.0 - 1780.0 MHz)
Band 72 (451.0 - 456.0 MHz)
Band 73 (450.0 - 455.0 MHz)
Band 74 (1427.0 - 1470.0 MHz)
Validation band (0.0 - 6000.0 MHz)

Detailed Specification: Modulation Scheme: SC-FDMA
Number of PUSCHs: 1
Settings for Subframe #0 to #9:
Modulation Scheme: 16QAM
Data Type: UL-SCH
Number RB: 15
Transport Block Size: 4264
TBS Index: 14
MCS Index: 15
Data Type: PN9

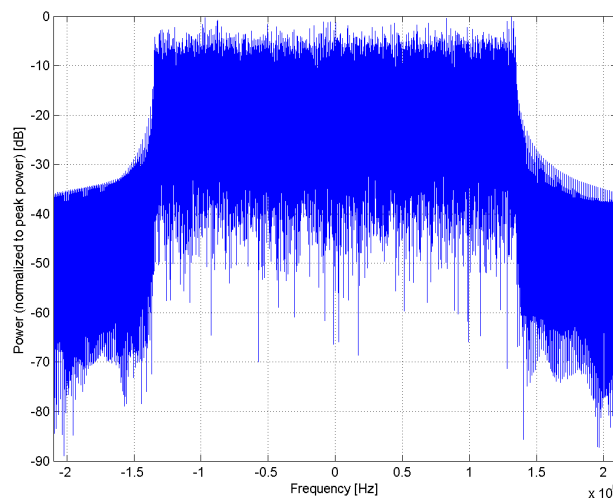
Bandwidth: 3.0 MHz
Integration Time: 10.0 ms

¹ PAR (0.1%) in accordance with FCC KDB 971168, Section 6.0 "Measurement of the Peak-to-Average Power Ratio (PAPR)"

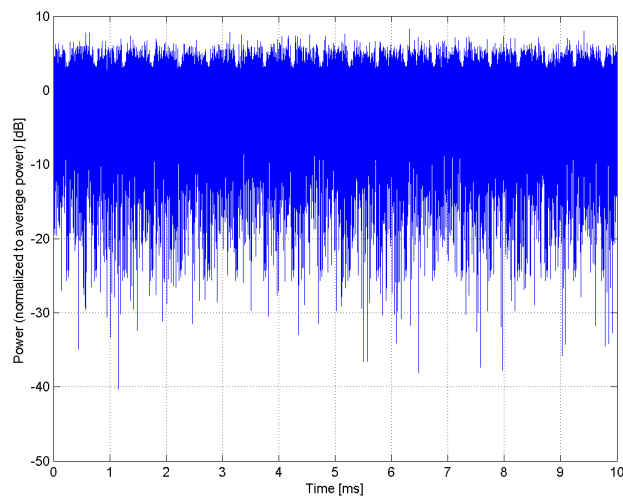
² Modulation Interference Factor (MIF) value valid only in conjunction with advanced probe response linearization calibration for the same communication system (same UID and version).



Complementary Cumulative Distribution Function (CCDF)



Frequency Domain



Time Domain

**Calibration Laboratory of
Schmid & Partner
Engineering AG**
Zeughausstrasse 43, 8004 Zurich, Switzerland

Name: **LTE-FDD (SC-FDMA, 100% RB, 3 MHz, 64-QAM)**

Group: LTE-FDD
UID: 10144-CAF

PAR: ¹ **6.65 dB**
MIF: ² **-15.02 dB**

Standard Reference: 3GPP / ETSI TS 136.101 V8.4.0
3GPP / ETSI TS 136.213 V8.4.0
FCC OET KDB 941225 D05 SAR for LTE Devices v01

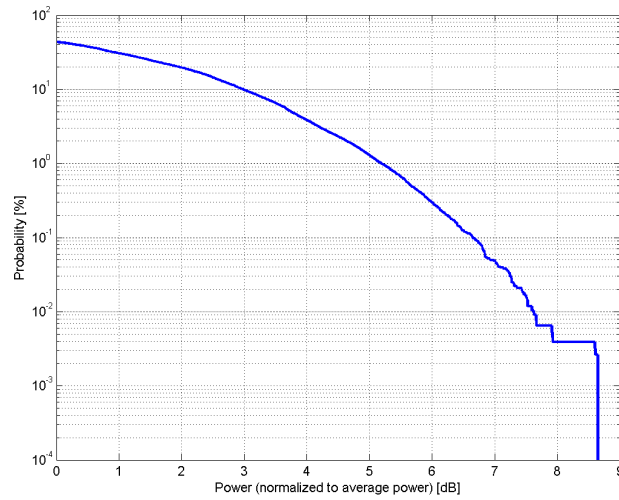
Category: Random amplitude modulation
Modulation: 64-QAM
Frequency Band: Band 2 (1850.0 - 1910.0 MHz)
Band 3 (1710.0 - 1785.0 MHz)
Band 4 (1710.0 - 1755.0 MHz)
Band 5 (824.0 - 849.0 MHz)
Band 8 (880.0 - 915.0 MHz)
Band 12 (699.0 - 716.0 MHz)
Band 23 (2000.0 - 2020.0 MHz)
Band 25 (1850.0 - 1915.0 MHz)
Band 26 (814.0 - 849.0 MHz)
Band 27 (807.0 - 824.0 MHz)
Band 28 (703.0 - 748.0 MHz)
Band 31 (452.5 - 457.5 MHz)
Band 66 (1710.0 - 1780.0 MHz)
Band 72 (451.0 - 456.0 MHz)
Band 73 (450.0 - 455.0 MHz)
Band 74 (1427.0 - 1470.0 MHz)
Validation band (0.0 - 6000.0 MHz)

Detailed Specification: Modulation Scheme: SC-FDMA
Number of PUSCHs: 1
Settings for Subframe #0 to #9:
Modulation Scheme: 64QAM
Data Type: UL-SCH
Number RB: 15
Transport Block Size: 8504
TBS Index: 23
MCS Index: 25
Data Type: PN9

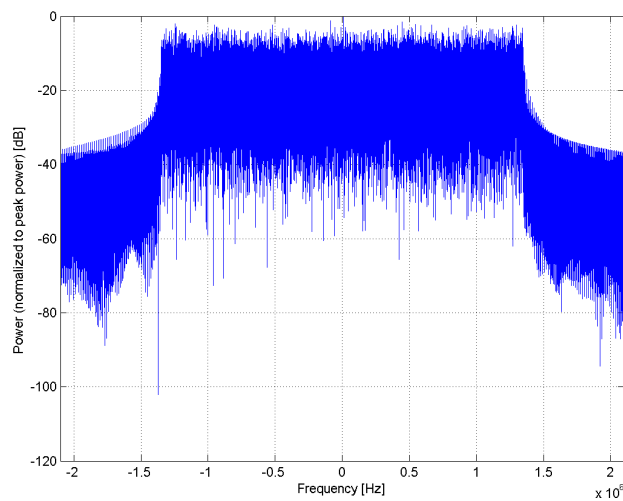
Bandwidth: 3.0 MHz
Integration Time: 10.0 ms

¹ PAR (0.1%) in accordance with FCC KDB 971168, Section 6.0 "Measurement of the Peak-to-Average Power Ratio (PAPR)"

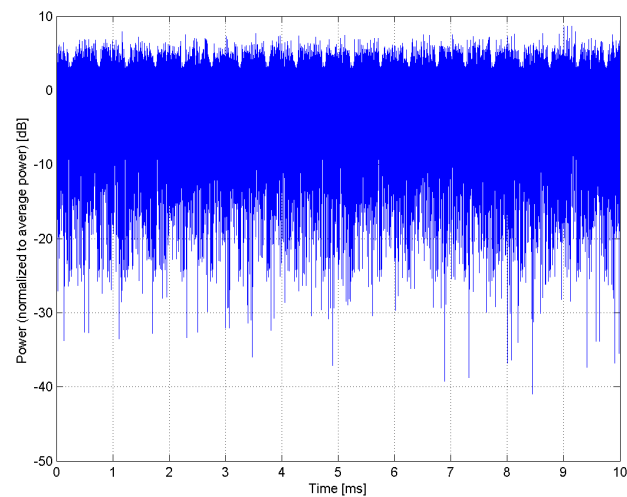
² Modulation Interference Factor (MIF) value valid only in conjunction with advanced probe response linearization calibration for the same communication system (same UID and version).



Complementary Cumulative Distribution Function (CCDF)



Frequency Domain



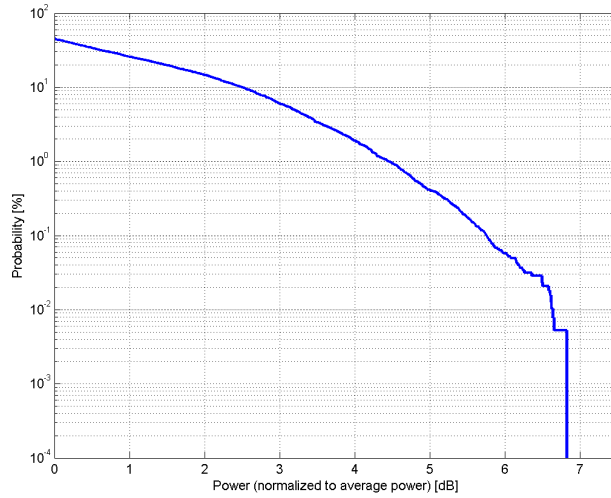
Time Domain

**Calibration Laboratory of
Schmid & Partner
Engineering AG**
Zeughausstrasse 43, 8004 Zurich, Switzerland

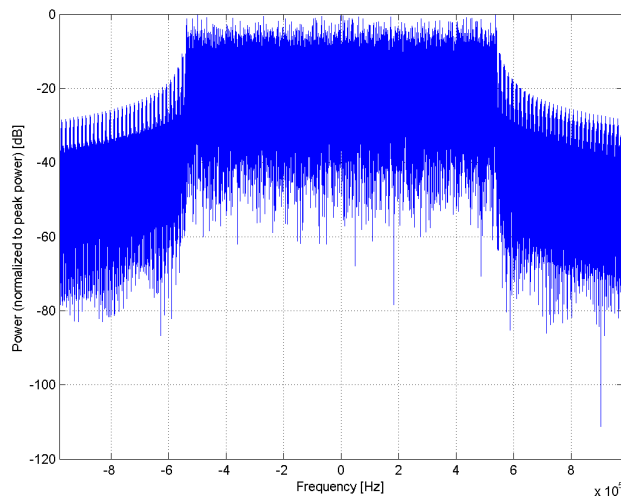
Name:	LTE-FDD (SC-FDMA, 100% RB, 1.4 MHz, QPSK)
Group:	LTE-FDD
UID:	10145-CAG
PAR: ¹	5.76 dB
MIF: ²	-17.39 dB
Standard Reference:	3GPP / ETSI TS 136.101 V8.4.0 3GPP / ETSI TS 136.213 V8.4.0 FCC OET KDB 941225 D05 SAR for LTE Devices v01
Category:	Random amplitude modulation
Modulation:	QPSK
Frequency Band:	Band 2 (1850.0 - 1910.0 MHz) Band 3 (1710.0 - 1785.0 MHz) Band 4 (1710.0 - 1755.0 MHz) Band 5 (824.0 - 849.0 MHz) Band 8 (880.0 - 915.0 MHz) Band 12 (699.0 - 716.0 MHz) Band 23 (2000.0 - 2020.0 MHz) Band 25 (1850.0 - 1915.0 MHz) Band 26 (814.0 - 849.0 MHz) Band 27 (807.0 - 824.0 MHz) Band 31 (452.5 - 457.5 MHz) Band 65 (1920.0 - 2010.0 MHz) Band 66 (1710.0 - 1780.0 MHz) Band 72 (451.0 - 456.0 MHz) Band 73 (450.0 - 455.0 MHz) Band 74 (1427.0 - 1470.0 MHz) Validation band (0.0 - 6000.0 MHz)
Detailed Specification:	Modulation Scheme: SC-FDMA Number of PUSCHs: 1 Settings for Subframe #0 to #9: Modulation Scheme: QPSK Data Type: UL-SCH Number RB: 6 Transport Block Size: 504 TBS Index: 5 MCS Index: 5 Data Type: PN9
Bandwidth:	1.4 MHz
Integration Time:	10.0 ms

¹ PAR (0.1%) in accordance with FCC KDB 971168, Section 6.0 "Measurement of the Peak-to-Average Power Ratio (PAPR)"

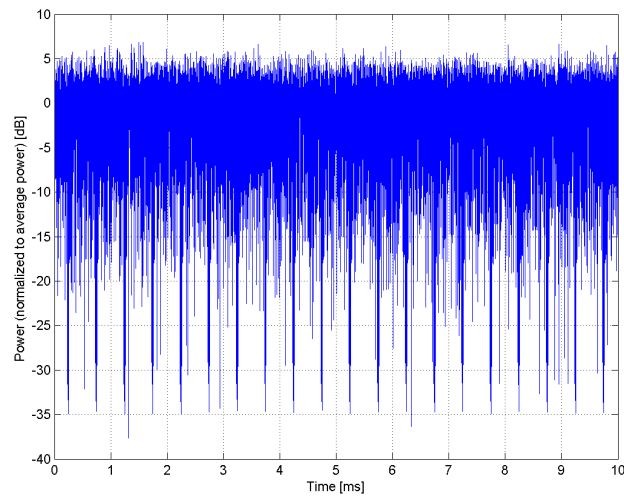
² Modulation Interference Factor (MIF) value valid only in conjunction with advanced probe response linearization calibration for the same communication system (same UID and version).



Complementary Cumulative Distribution Function (CCDF)



Frequency Domain



Time Domain

**Calibration Laboratory of
Schmid & Partner
Engineering AG**
Zeughausstrasse 43, 8004 Zurich, Switzerland

Name: **LTE-FDD (SC-FDMA, 100% RB, 1.4 MHz, 16-QAM)**

Group: LTE-FDD
UID: 10146-CAG

PAR: ¹ **6.41 dB**
MIF: ² **-13.60 dB**

Standard Reference: 3GPP / ETSI TS 136.101 V8.4.0
3GPP / ETSI TS 136.213 V8.4.0
FCC OET KDB 941225 D05 SAR for LTE Devices v01

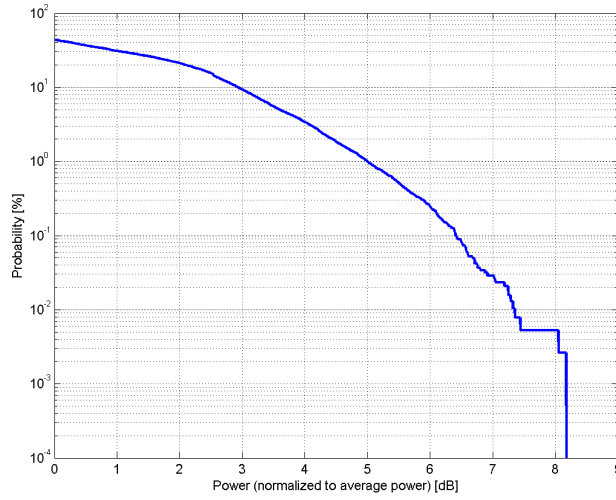
Category: Random amplitude modulation
Modulation: 16-QAM
Frequency Band: Band 2 (1850.0 - 1910.0 MHz)
Band 3 (1710.0 - 1785.0 MHz)
Band 4 (1710.0 - 1755.0 MHz)
Band 5 (824.0 - 849.0 MHz)
Band 8 (880.0 - 915.0 MHz)
Band 12 (699.0 - 716.0 MHz)
Band 23 (2000.0 - 2020.0 MHz)
Band 25 (1850.0 - 1915.0 MHz)
Band 26 (814.0 - 849.0 MHz)
Band 27 (807.0 - 824.0 MHz)
Band 31 (452.5 - 457.5 MHz)
Band 65 (1920.0 - 2010.0 MHz)
Band 66 (1710.0 - 1780.0 MHz)
Band 72 (451.0 - 456.0 MHz)
Band 73 (450.0 - 455.0 MHz)
Band 74 (1427.0 - 1470.0 MHz)
Validation band (0.0 - 6000.0 MHz)

Detailed Specification: Modulation Scheme: SC-FDMA
Number of PUSCHs: 1
Settings for Subframe #0 to #9:
Modulation Scheme: 16QAM
Data Type: UL-SCH
Number RB: 15
Transport Block Size: 1736
TBS Index: 14
MCS Index: 15
Data Type: PN9

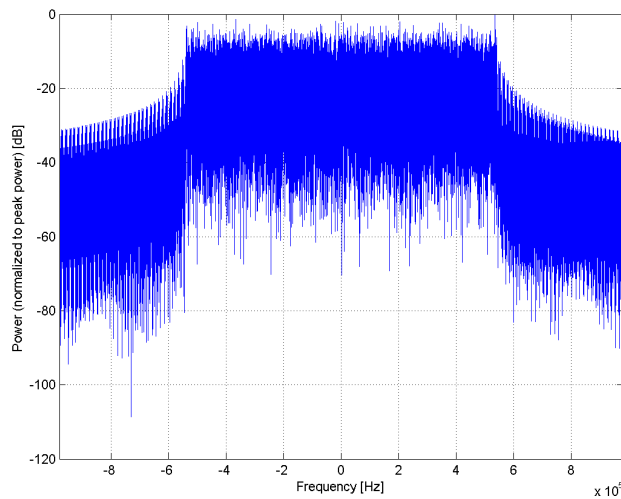
Bandwidth: 1.4 MHz
Integration Time: 10.0 ms

¹ PAR (0.1%) in accordance with FCC KDB 971168, Section 6.0 "Measurement of the Peak-to-Average Power Ratio (PAPR)"

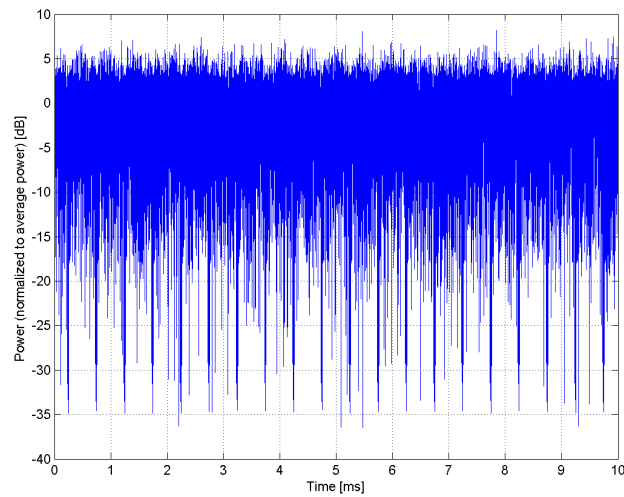
² Modulation Interference Factor (MIF) value valid only in conjunction with advanced probe response linearization calibration for the same communication system (same UID and version).



Complementary Cumulative Distribution Function (CCDF)



Frequency Domain



Time Domain

**Calibration Laboratory of
Schmid & Partner
Engineering AG**
Zeughausstrasse 43, 8004 Zurich, Switzerland

Name: **LTE-FDD (SC-FDMA, 100% RB, 1.4 MHz, 64-QAM)**

Group: LTE-FDD
UID: 10147-CAG

PAR: ¹ **6.72 dB**
MIF: ² **-13.90 dB**

Standard Reference: 3GPP / ETSI TS 136.101 V8.4.0
3GPP / ETSI TS 136.213 V8.4.0
FCC OET KDB 941225 D05 SAR for LTE Devices v01

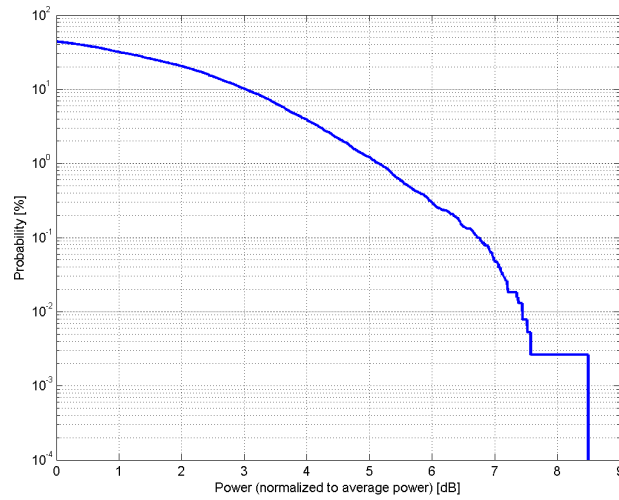
Category: Random amplitude modulation
Modulation: 64-QAM
Frequency Band: Band 2 (1850.0 - 1910.0 MHz)
Band 3 (1710.0 - 1785.0 MHz)
Band 4 (1710.0 - 1755.0 MHz)
Band 5 (824.0 - 849.0 MHz)
Band 8 (880.0 - 915.0 MHz)
Band 12 (699.0 - 716.0 MHz)
Band 23 (2000.0 - 2020.0 MHz)
Band 25 (1850.0 - 1915.0 MHz)
Band 26 (814.0 - 849.0 MHz)
Band 27 (807.0 - 824.0 MHz)
Band 31 (452.5 - 457.5 MHz)
Band 65 (1920.0 - 2010.0 MHz)
Band 66 (1710.0 - 1780.0 MHz)
Band 72 (451.0 - 456.0 MHz)
Band 73 (450.0 - 455.0 MHz)
Band 74 (1427.0 - 1470.0 MHz)
Validation band (0.0 - 6000.0 MHz)

Detailed Specification: Modulation Scheme: SC-FDMA
Number of PUSCHs: 1
Settings for Subframe #0 to #9:
Modulation Scheme: 64QAM
Data Type: UL-SCH
Number RB: 6
Transport Block Size: 3496
TBS Index: 23
MCS Index: 25
Data Type: PN9

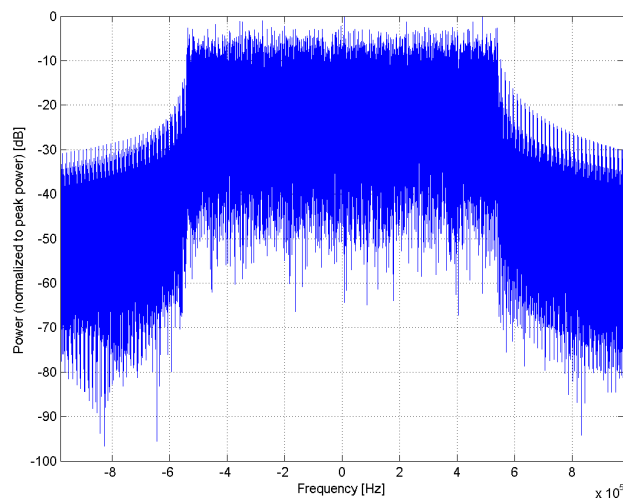
Bandwidth: 1.4 MHz
Integration Time: 10.0 ms

¹ PAR (0.1%) in accordance with FCC KDB 971168, Section 6.0 "Measurement of the Peak-to-Average Power Ratio (PAPR)"

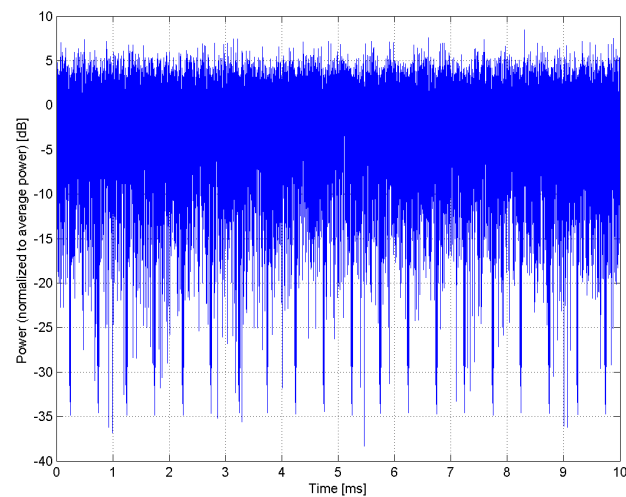
² Modulation Interference Factor (MIF) value valid only in conjunction with advanced probe response linearization calibration for the same communication system (same UID and version).



Complementary Cumulative Distribution Function (CCDF)



Frequency Domain



Time Domain

**Calibration Laboratory of
Schmid & Partner
Engineering AG**
Zeughausstrasse 43, 8004 Zurich, Switzerland

Name: **LTE-FDD (SC-FDMA, 50% RB, 20 MHz, 16-QAM)**

Group: LTE-FDD
UID: 10149-CAF

PAR: ¹ **6.42 dB**
MIF: ² **-16.87 dB**

Standard Reference: 3GPP / ETSI TS 136.101 V8.4.0
3GPP / ETSI TS 136.213 V8.4.0
FCC OET KDB 941225 D05 SAR for LTE Devices v01

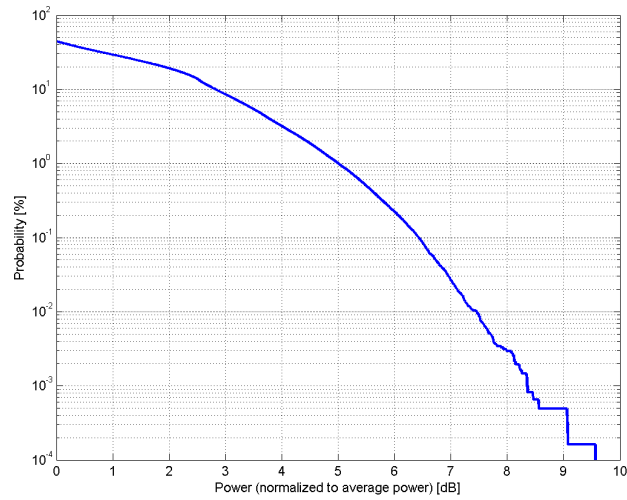
Category: Random amplitude modulation
Modulation: 16-QAM
Frequency Band: Band 1 (1920.0 - 1980.0 MHz)
Band 2 (1850.0 - 1910.0 MHz)
Band 3 (1710.0 - 1785.0 MHz)
Band 4 (1710.0 - 1755.0 MHz)
Band 7 (2500.0 - 2570.0 MHz)
Band 9 (1749.9 - 1784.9 MHz)
Band 10 (1710.0 - 1770.0 MHz)
Band 20 (832.0 - 862.0 MHz)
Band 22 (3410.0 - 3490.0 MHz)
Band 23 (2000.0 - 2020.0 MHz)
Band 25 (1850.0 - 1915.0 MHz)
Band 28 (703.0 - 748.0 MHz)
Band 65 (1920.0 - 2010.0 MHz)
Band 66 (1710.0 - 1780.0 MHz)
Band 70 (1695.0 - 1710.0 MHz)
Band 71 (663.0 - 698.0 MHz)
Band 74 (1427.0 - 1470.0 MHz)
Validation band (0.0 - 6000.0 MHz)

Detailed Specification: Modulation Scheme: SC-FDMA
Number of PUSCHs: 1
Settings for Subframe #0 to #9:
Modulation Scheme: 16QAM
Data Type: UL-SCH
Number RB: 50
Transport Block Size: 14112
TBS Index: 14
MCS Index: 15
Data Type: PN9

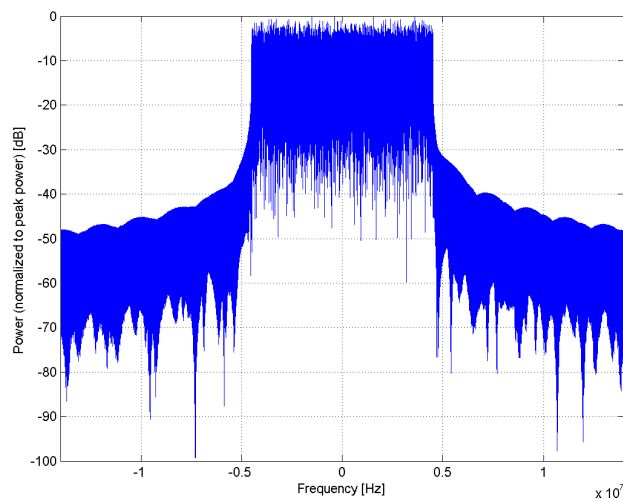
Bandwidth: 20.0 MHz
Integration Time: 10.0 ms

¹ PAR (0.1%) in accordance with FCC KDB 971168, Section 6.0 "Measurement of the Peak-to-Average Power Ratio (PAPR)"

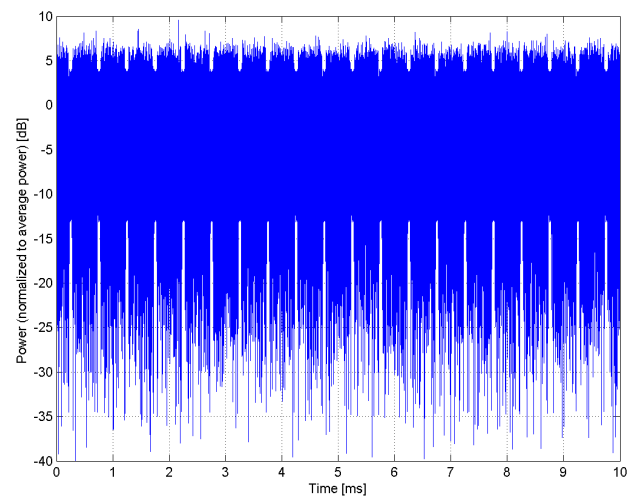
² Modulation Interference Factor (MIF) value valid only in conjunction with advanced probe response linearization calibration for the same communication system (same UID and version).



Complementary Cumulative Distribution Function (CCDF)



Frequency Domain



Time Domain

**Calibration Laboratory of
Schmid & Partner
Engineering AG**
Zeughausstrasse 43, 8004 Zurich, Switzerland

Name: **LTE-FDD (SC-FDMA, 50% RB, 20 MHz, 64-QAM)**

Group: LTE-FDD
UID: 10150-CAF

PAR: ¹ **6.60 dB**
MIF: ² **-16.33 dB**

Standard Reference: 3GPP / ETSI TS 136.101 V8.4.0
3GPP / ETSI TS 136.213 V8.4.0
FCC OET KDB 941225 D05 SAR for LTE Devices v01

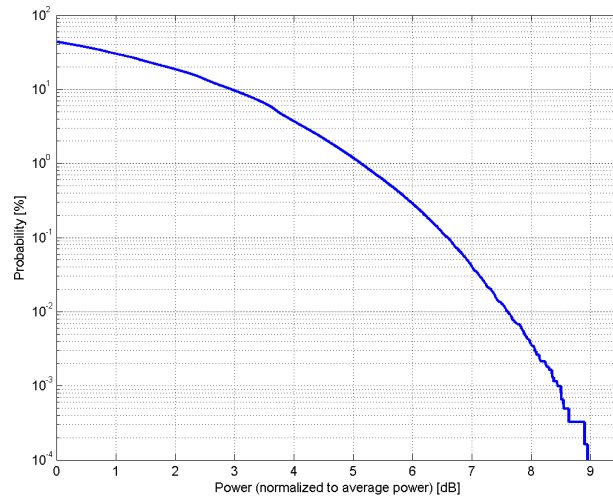
Category: Random amplitude modulation
Modulation: 64-QAM
Frequency Band: Band 1 (1920.0 - 1980.0 MHz)
Band 2 (1850.0 - 1910.0 MHz)
Band 3 (1710.0 - 1785.0 MHz)
Band 4 (1710.0 - 1755.0 MHz)
Band 7 (2500.0 - 2570.0 MHz)
Band 9 (1749.9 - 1784.9 MHz)
Band 10 (1710.0 - 1770.0 MHz)
Band 20 (832.0 - 862.0 MHz)
Band 22 (3410.0 - 3490.0 MHz)
Band 23 (2000.0 - 2020.0 MHz)
Band 25 (1850.0 - 1915.0 MHz)
Band 28 (703.0 - 748.0 MHz)
Band 65 (1920.0 - 2010.0 MHz)
Band 66 (1710.0 - 1780.0 MHz)
Band 70 (1695.0 - 1710.0 MHz)
Band 71 (663.0 - 698.0 MHz)
Band 74 (1427.0 - 1470.0 MHz)
Validation band (0.0 - 6000.0 MHz)

Detailed Specification: Modulation Scheme: SC-FDMA
Number of PUSCHs: 1
Settings for Subframe #0 to #9:
Modulation Scheme: 64QAM
Data Type: UL-SCH
Number RB: 50
Transport Block Size: 28336
TBS Index: 23
MCS Index: 25
Data Type: PN9

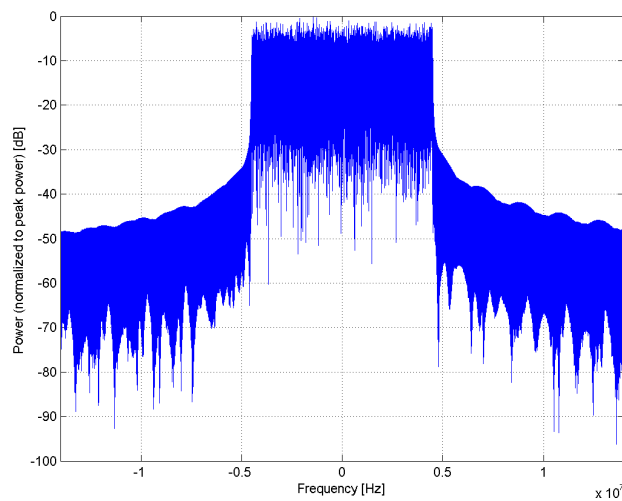
Bandwidth: 20.0 MHz
Integration Time: 10.0 ms

¹ PAR (0.1%) in accordance with FCC KDB 971168, Section 6.0 "Measurement of the Peak-to-Average Power Ratio (PAPR)"

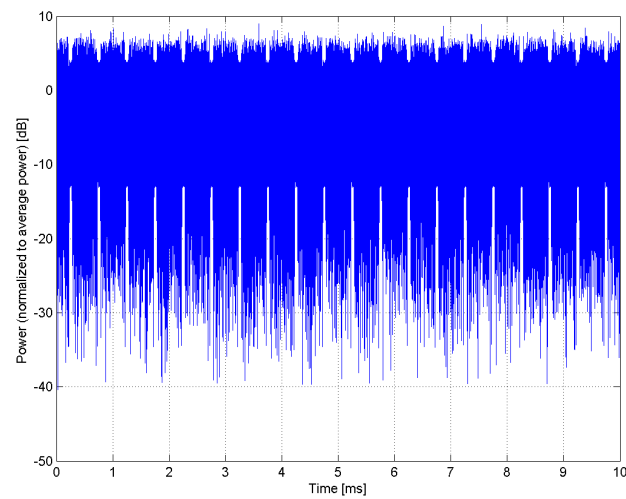
² Modulation Interference Factor (MIF) value valid only in conjunction with advanced probe response linearization calibration for the same communication system (same UID and version).



Complementary Cumulative Distribution Function (CCDF)



Frequency Domain



Time Domain

**Calibration Laboratory of
Schmid & Partner
Engineering AG**
Zeughausstrasse 43, 8004 Zurich, Switzerland

Name: **LTE-TDD (SC-FDMA, 50% RB, 20 MHz, QPSK)**

Group: LTE-TDD
UID: 10151-CAH

PAR: ¹ **9.28 dB**
MIF: ² **-1.64 dB**

Standard Reference: 3GPP / ETSI TS 136.101 V8.4.0
3GPP / ETSI TS 136.213 V8.4.0
FCC OET KDB 941225 D05 SAR for LTE Devices v01

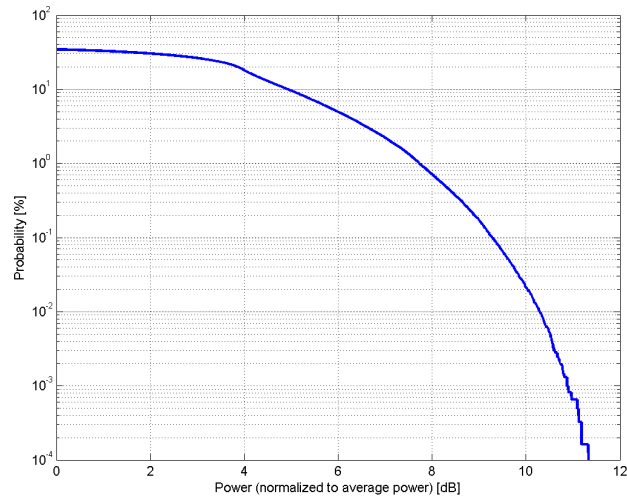
Category: Random amplitude modulation
Modulation: QPSK
Frequency Band: Band 33 (1900.0 - 1920.0 MHz)
Band 35 (1850.0 - 1910.0 MHz)
Band 36 (1930.0 - 1990.0 MHz)
Band 37 (1910.0 - 1930.0 MHz)
Band 38 (2570.0 - 2620.0 MHz)
Band 39 (1880.0 - 1920.0 MHz)
Band 40 (2300.0 - 2400.0 MHz)
Band 41 (2496.0 - 2690.0 MHz)
Band 42 (3400.0 - 3600.0 MHz)
Band 43 (3600.0 - 3800.0 MHz)
Band 44 (703.0 - 803.0 MHz)
Band 45 (1447.0 - 1467.0 MHz)
Band 46 (5150.0 - 5925.0 MHz)
Band 47 (5855.0 - 5925.0 MHz)
Band 48 (3550.0 - 3700.0 MHz)
Band 49 (3550.0 - 3700.0 MHz)
Band 50 (1432.0 - 1517.0 MHz)
Band 52 (3300.0 - 3400.0 MHz)
Validation band (0.0 - 6000.0 MHz)

Detailed Specification: Modulation Scheme: SC-FDMA
Uplink-downlink configuration: 1
Special Subframe configuration: 4
Number of Frames: 1
Settings for UL Subframe 2,3,7,8:
Number of PUSCHs: 1
Modulation Scheme: QPSK
Allocated RB: 50
Start Number of RB: 25
Data Type: PN9fix

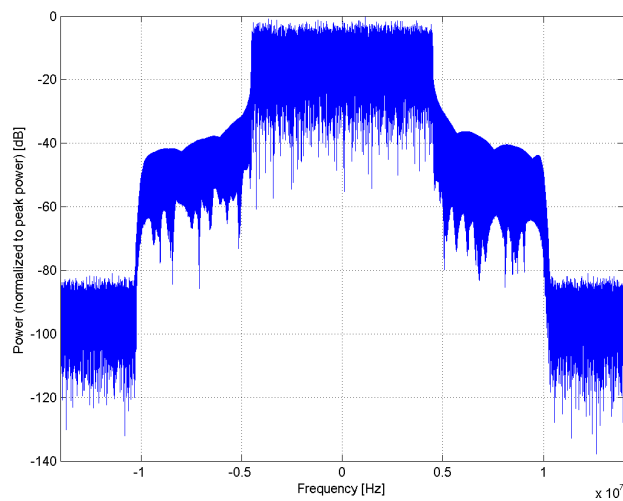
Bandwidth: 20.0 MHz
Integration Time: 10.0 ms

¹ PAR (0.1%) in accordance with FCC KDB 971168, Section 6.0 "Measurement of the Peak-to-Average Power Ratio (PAPR)"

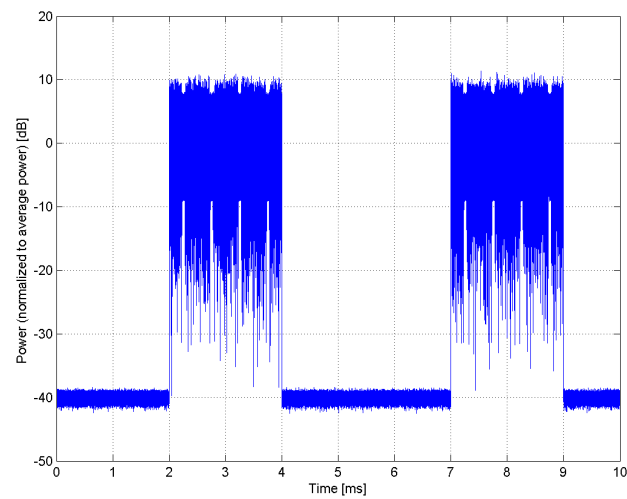
² Modulation Interference Factor (MIF) value valid only in conjunction with advanced probe response linearization calibration for the same communication system (same UID and version).



Complementary Cumulative Distribution Function (CCDF)



Frequency Domain



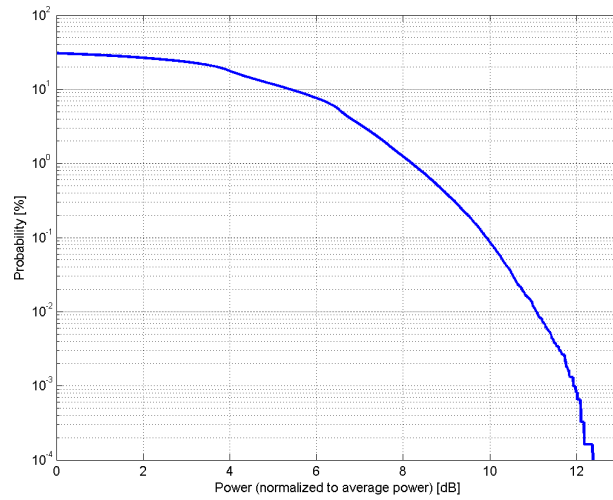
Time Domain

**Calibration Laboratory of
Schmid & Partner
Engineering AG**
Zeughausstrasse 43, 8004 Zurich, Switzerland

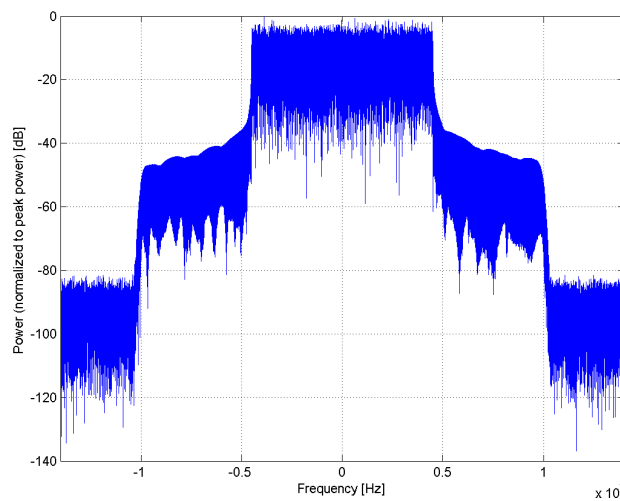
Name:	LTE-TDD (SC-FDMA, 50% RB, 20 MHz, 16-QAM)
Group:	LTE-TDD
UID:	10152-CAH
PAR: ¹	9.92 dB
MIF: ²	-1.66 dB
Standard Reference:	3GPP / ETSI TS 136.101 V8.4.0 3GPP / ETSI TS 136.213 V8.4.0 FCC OET KDB 941225 D05 SAR for LTE Devices v01
Category:	Random amplitude modulation
Modulation:	16-QAM
Frequency Band:	Band 33 (1900.0 - 1920.0 MHz) Band 35 (1850.0 - 1910.0 MHz) Band 36 (1930.0 - 1990.0 MHz) Band 37 (1910.0 - 1930.0 MHz) Band 38 (2570.0 - 2620.0 MHz) Band 39 (1880.0 - 1920.0 MHz) Band 40 (2300.0 - 2400.0 MHz) Band 41 (2496.0 - 2690.0 MHz) Band 42 (3400.0 - 3600.0 MHz) Band 43 (3600.0 - 3800.0 MHz) Band 44 (703.0 - 803.0 MHz) Band 45 (1447.0 - 1467.0 MHz) Band 46 (5150.0 - 5925.0 MHz) Band 47 (5855.0 - 5925.0 MHz) Band 48 (3550.0 - 3700.0 MHz) Band 49 (3550.0 - 3700.0 MHz) Band 50 (1432.0 - 1517.0 MHz) Band 52 (3300.0 - 3400.0 MHz) Validation band (0.0 - 6000.0 MHz)
Detailed Specification:	Modulation Scheme: SC-FDMA Uplink-downlink configuration: 1 Special Subframe configuration: 4 Number of Frames: 1 Settings for UL Subframe 2,3,7,8: Number of PUSCHs: 1 Modulation Scheme: 16QAM Allocated RB: 50 Start Number of RB: 25 Data Type: PN9fix
Bandwidth:	20.0 MHz
Integration Time:	10.0 ms

¹ PAR (0.1%) in accordance with FCC KDB 971168, Section 6.0 "Measurement of the Peak-to-Average Power Ratio (PAPR)"

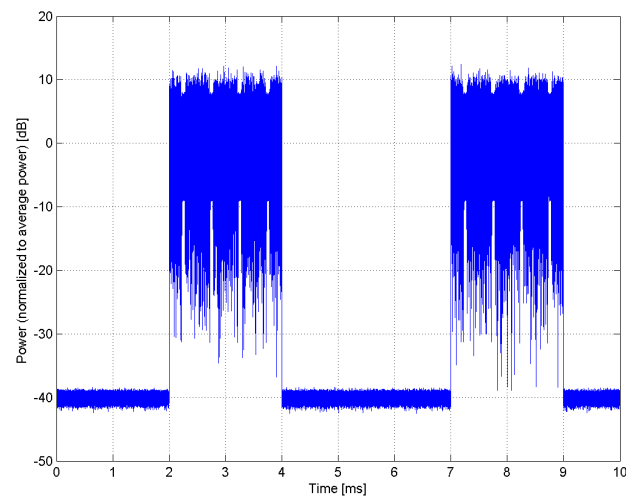
² Modulation Interference Factor (MIF) value valid only in conjunction with advanced probe response linearization calibration for the same communication system (same UID and version).



Complementary Cumulative Distribution Function (CCDF)



Frequency Domain



Time Domain

**Calibration Laboratory of
Schmid & Partner
Engineering AG**
Zeughausstrasse 43, 8004 Zurich, Switzerland

Name: **LTE-TDD (SC-FDMA, 50% RB, 20 MHz, 64-QAM)**

Group: LTE-TDD
UID: 10153-CAH

PAR: ¹ **10.05 dB**
MIF: ² **-1.66 dB**

Standard Reference: 3GPP / ETSI TS 136.101 V8.4.0
3GPP / ETSI TS 136.213 V8.4.0
FCC OET KDB 941225 D05 SAR for LTE Devices v01

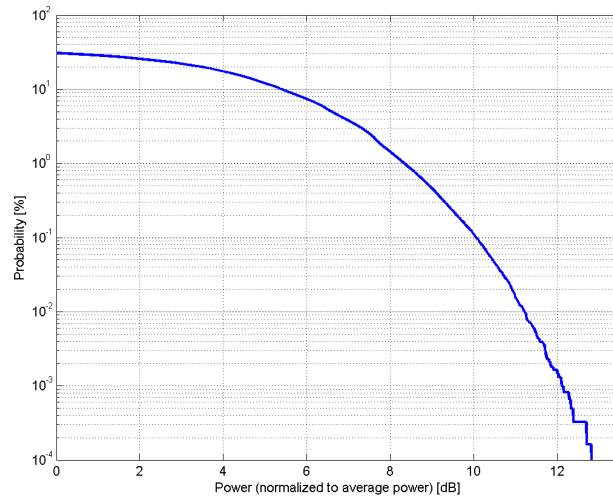
Category: Random amplitude modulation
Modulation: 64-QAM
Frequency Band: Band 33 (1900.0 - 1920.0 MHz)
Band 35 (1850.0 - 1910.0 MHz)
Band 36 (1930.0 - 1990.0 MHz)
Band 37 (1910.0 - 1930.0 MHz)
Band 38 (2570.0 - 2620.0 MHz)
Band 39 (1880.0 - 1920.0 MHz)
Band 40 (2300.0 - 2400.0 MHz)
Band 41 (2496.0 - 2690.0 MHz)
Band 42 (3400.0 - 3600.0 MHz)
Band 43 (3600.0 - 3800.0 MHz)
Band 44 (703.0 - 803.0 MHz)
Band 45 (1447.0 - 1467.0 MHz)
Band 46 (5150.0 - 5925.0 MHz)
Band 47 (5855.0 - 5925.0 MHz)
Band 48 (3550.0 - 3700.0 MHz)
Band 49 (3550.0 - 3700.0 MHz)
Band 50 (1432.0 - 1517.0 MHz)
Band 52 (3300.0 - 3400.0 MHz)
Validation band (0.0 - 6000.0 MHz)

Detailed Specification: Modulation Scheme: SC-FDMA
Uplink-downlink configuration: 1
Special Subframe configuration: 4
Number of Frames: 1
Settings for UL Subframe 2,3,7,8:
Number of PUSCHs: 1
Modulation Scheme: 64QAM
Allocated RB: 50
Start Number of RB: 25
Data Type: PN9fix

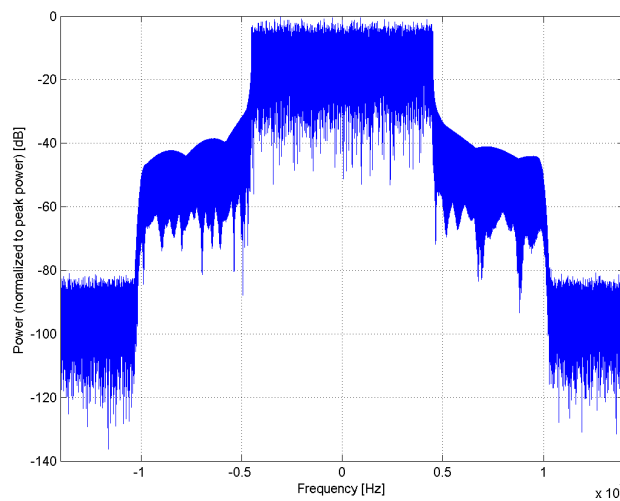
Bandwidth: 20.0 MHz
Integration Time: 10.0 ms

¹ PAR (0.1%) in accordance with FCC KDB 971168, Section 6.0 "Measurement of the Peak-to-Average Power Ratio (PAPR)"

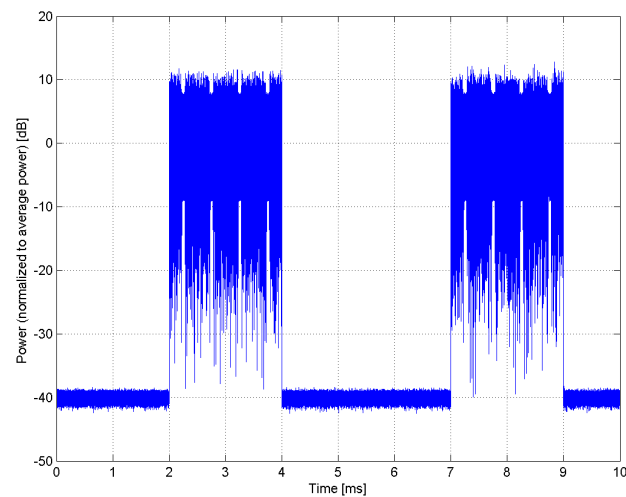
² Modulation Interference Factor (MIF) value valid only in conjunction with advanced probe response linearization calibration for the same communication system (same UID and version).



Complementary Cumulative Distribution Function (CCDF)



Frequency Domain



Time Domain

**Calibration Laboratory of
Schmid & Partner
Engineering AG**
Zeughausstrasse 43, 8004 Zurich, Switzerland

Name: **LTE-FDD (SC-FDMA, 50% RB, 10 MHz, QPSK)**

Group: LTE-FDD
UID: 10154-CAH

PAR: ¹ **5.75 dB**
MIF: ² **-23.42 dB**

Standard Reference: 3GPP / ETSI TS 136.101 V8.4.0
3GPP / ETSI TS 136.213 V8.4.0
FCC OET KDB 941225 D05 SAR for LTE Devices v01

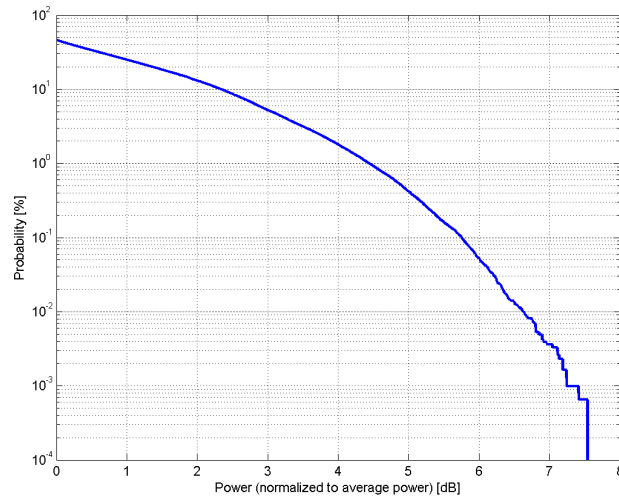
Category: Random amplitude modulation
Modulation: QPSK
Frequency Band: Band 1 (1920.0 - 1980.0 MHz)
Band 2 (1850.0 - 1910.0 MHz)
Band 3 (1710.0 - 1785.0 MHz)
Band 4 (1710.0 - 1755.0 MHz)
Band 5 (824.0 - 849.0 MHz)
Band 6 (830.0 - 840.0 MHz)
Band 7 (2500.0 - 2570.0 MHz)
Band 8 (880.0 - 915.0 MHz)
Band 9 (1749.9 - 1784.9 MHz)
Band 10 (1710.0 - 1770.0 MHz)
Band 11 (1427.9 - 1447.9 MHz)
Band 12 (699.0 - 716.0 MHz)
Band 13 (777.0 - 787.0 MHz)
Band 14 (788.0 - 798.0 MHz)
Band 17 (704.0 - 716.0 MHz)
Band 18 (815.0 - 830.0 MHz)
Band 19 (830.0 - 845.0 MHz)
Band 20 (832.0 - 862.0 MHz)
Band 21 (1447.9 - 1462.9 MHz)
Band 22 (3410.0 - 3490.0 MHz)
Band 23 (2000.0 - 2020.0 MHz)
Band 24 (1626.5 - 1660.5 MHz)
Band 25 (1850.0 - 1915.0 MHz)
Band 26 (814.0 - 849.0 MHz)
Band 27 (807.0 - 824.0 MHz)
Band 28 (703.0 - 748.0 MHz)
Band 30 (2305.0 - 2315.0 MHz)
Band 65 (1920.0 - 2010.0 MHz)
Band 66 (1710.0 - 1780.0 MHz)
Band 68 (698.0 - 728.0 MHz)
Band 70 (1695.0 - 1710.0 MHz)
Band 71 (663.0 - 698.0 MHz)
Band 74 (1427.0 - 1470.0 MHz)
Band 85 (698.0 - 716.0 MHz)
Validation band (0.0 - 6000.0 MHz)

Detailed Specification: Modulation Scheme: SC-FDMA
Number of PUSCHs: 1
Settings for Subframe #0 to #9:
Modulation Scheme: QPSK
Data Type: UL-SCH
Number RB: 25
Transport Block Size: 2216
TBS Index: 5
MCS Index: 5
Data Type: PN9

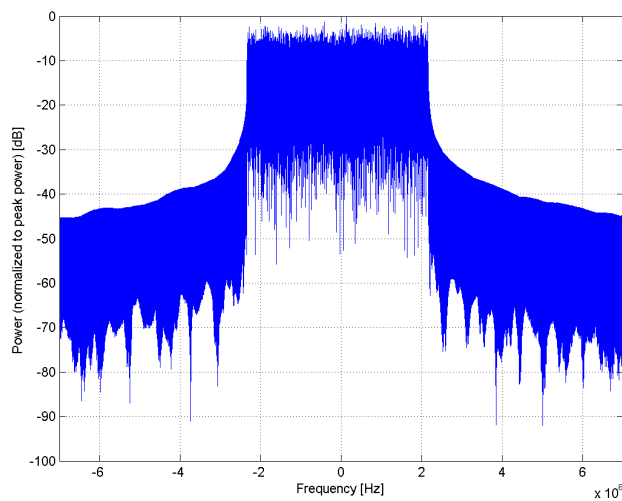
Bandwidth: 10.0 MHz
Integration Time: 10.0 ms

¹ PAR (0.1%) in accordance with FCC KDB 971168, Section 6.0 "Measurement of the Peak-to-Average Power Ratio (PAPR)"

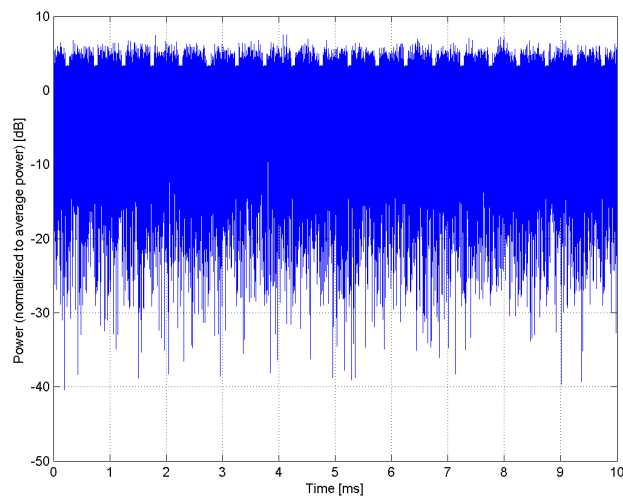
² Modulation Interference Factor (MIF) value valid only in conjunction with advanced probe response linearization calibration for the same communication system (same UID and version).



Complementary Cumulative Distribution Function (CCDF)



Frequency Domain



Time Domain

**Calibration Laboratory of
Schmid & Partner
Engineering AG**
Zeughausstrasse 43, 8004 Zurich, Switzerland

Name: **LTE-FDD (SC-FDMA, 50% RB, 10 MHz, 16-QAM)**

Group: LTE-FDD
UID: 10155-CAH

PAR: ¹ **6.43 dB**
MIF: ² **-16.36 dB**

Standard Reference: 3GPP / ETSI TS 136.101 V8.4.0
3GPP / ETSI TS 136.213 V8.4.0
FCC OET KDB 941225 D05 SAR for LTE Devices v01

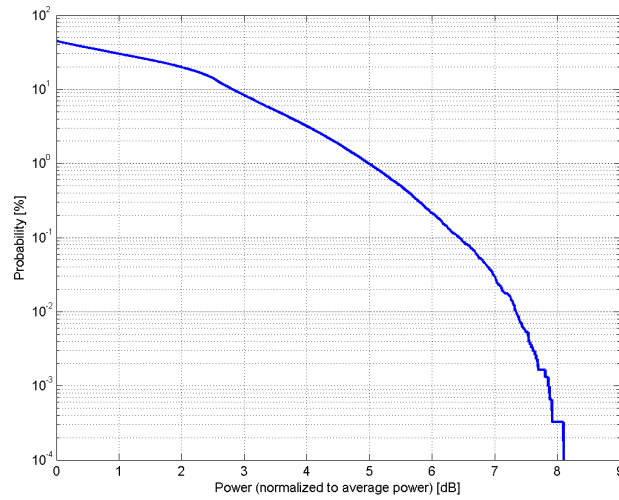
Category: Random amplitude modulation
Modulation: 16-QAM
Frequency Band: Band 1 (1920.0 - 1980.0 MHz)
Band 2 (1850.0 - 1910.0 MHz)
Band 3 (1710.0 - 1785.0 MHz)
Band 4 (1710.0 - 1755.0 MHz)
Band 5 (824.0 - 849.0 MHz)
Band 6 (830.0 - 840.0 MHz)
Band 7 (2500.0 - 2570.0 MHz)
Band 8 (880.0 - 915.0 MHz)
Band 9 (1749.9 - 1784.9 MHz)
Band 10 (1710.0 - 1770.0 MHz)
Band 11 (1427.9 - 1447.9 MHz)
Band 12 (699.0 - 716.0 MHz)
Band 13 (777.0 - 787.0 MHz)
Band 14 (788.0 - 798.0 MHz)
Band 17 (704.0 - 716.0 MHz)
Band 18 (815.0 - 830.0 MHz)
Band 19 (830.0 - 845.0 MHz)
Band 20 (832.0 - 862.0 MHz)
Band 21 (1447.9 - 1462.9 MHz)
Band 22 (3410.0 - 3490.0 MHz)
Band 23 (2000.0 - 2020.0 MHz)
Band 24 (1626.5 - 1660.5 MHz)
Band 25 (1850.0 - 1915.0 MHz)
Band 26 (814.0 - 849.0 MHz)
Band 27 (807.0 - 824.0 MHz)
Band 28 (703.0 - 748.0 MHz)
Band 30 (2305.0 - 2315.0 MHz)
Band 65 (1920.0 - 2010.0 MHz)
Band 66 (1710.0 - 1780.0 MHz)
Band 68 (698.0 - 728.0 MHz)
Band 70 (1695.0 - 1710.0 MHz)
Band 71 (663.0 - 698.0 MHz)
Band 74 (1427.0 - 1470.0 MHz)
Band 85 (698.0 - 716.0 MHz)
Validation band (0.0 - 6000.0 MHz)

Detailed Specification: Modulation Scheme: SC-FDMA
Number of PUSCHs: 1
Settings for Subframe #0 to #9:
Modulation Scheme: QPSK
Data Type: UL-SCH
Number RB: 25
Transport Block Size: 7224
TBS Index: 14
MCS Index: 15
Data Type: PN9

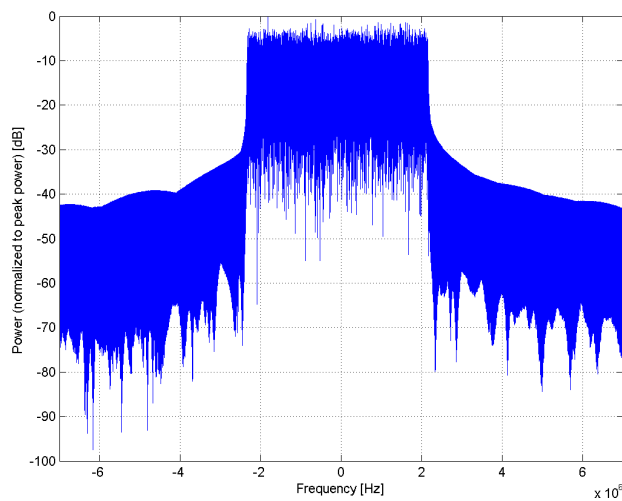
Bandwidth: 10.0 MHz
Integration Time: 10.0 ms

¹ PAR (0.1%) in accordance with FCC KDB 971168, Section 6.0 "Measurement of the Peak-to-Average Power Ratio (PAPR)"

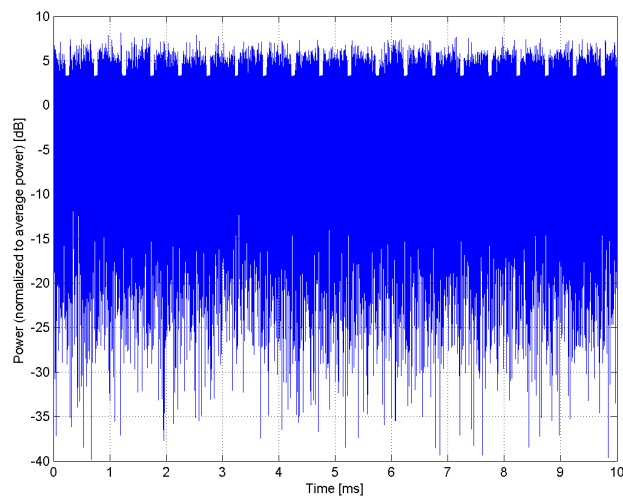
² Modulation Interference Factor (MIF) value valid only in conjunction with advanced probe response linearization calibration for the same communication system (same UID and version).



Complementary Cumulative Distribution Function (CCDF)



Frequency Domain



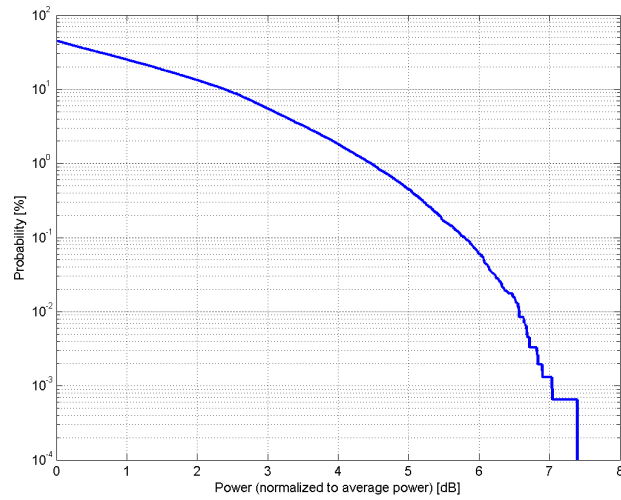
Time Domain

**Calibration Laboratory of
Schmid & Partner
Engineering AG**
Zeughausstrasse 43, 8004 Zurich, Switzerland

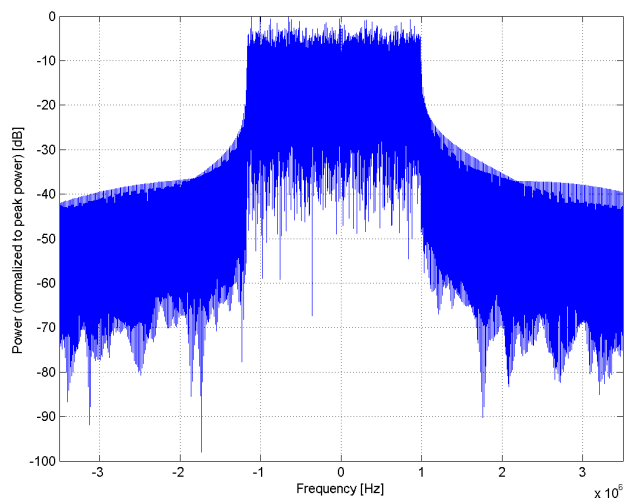
Name:	LTE-FDD (SC-FDMA, 50% RB, 5 MHz, QPSK)
Group:	LTE-FDD
UID:	10156-CAH
PAR: ¹	5.79 dB
MIF: ²	-21.71 dB
Standard Reference:	3GPP / ETSI TS 136.101 V8.4.0 3GPP / ETSI TS 136.213 V8.4.0 FCC OET KDB 941225 D05 SAR for LTE Devices v01
Category:	Random amplitude modulation
Modulation:	QPSK
Frequency Band:	Band 1 (1920.0 - 1980.0 MHz) Band 2 (1850.0 - 1910.0 MHz) Band 3 (1710.0 - 1785.0 MHz) Band 4 (1710.0 - 1755.0 MHz) Band 5 (824.0 - 849.0 MHz) Band 6 (830.0 - 840.0 MHz) Band 7 (2500.0 - 2570.0 MHz) Band 8 (880.0 - 915.0 MHz) Band 9 (1749.9 - 1784.9 MHz) Band 10 (1710.0 - 1770.0 MHz) Band 11 (1427.9 - 1447.9 MHz) Band 12 (699.0 - 716.0 MHz) Band 13 (777.0 - 787.0 MHz) Band 14 (788.0 - 798.0 MHz) Band 17 (704.0 - 716.0 MHz) Band 18 (815.0 - 830.0 MHz) Band 19 (830.0 - 845.0 MHz) Band 20 (832.0 - 862.0 MHz) Band 21 (1447.9 - 1462.9 MHz) Band 22 (3410.0 - 3490.0 MHz) Band 23 (2000.0 - 2020.0 MHz) Band 24 (1626.5 - 1660.5 MHz) Band 25 (1850.0 - 1915.0 MHz) Band 26 (814.0 - 849.0 MHz) Band 27 (807.0 - 824.0 MHz) Band 28 (703.0 - 748.0 MHz) Band 30 (2305.0 - 2315.0 MHz) Band 31 (452.5 - 457.5 MHz) Band 65 (1920.0 - 2010.0 MHz) Band 66 (1710.0 - 1780.0 MHz) Band 68 (698.0 - 728.0 MHz) Band 70 (1695.0 - 1710.0 MHz) Band 71 (663.0 - 698.0 MHz) Band 72 (451.0 - 456.0 MHz) Band 73 (450.0 - 455.0 MHz) Band 74 (1427.0 - 1470.0 MHz) Band 85 (698.0 - 716.0 MHz) Validation band (0.0 - 6000.0 MHz)
Detailed Specification:	Modulation Scheme: SC-FDMA Number of PUSCHs: 1 Settings for Subframe #0 to #9: Modulation Scheme: QPSK Data Type: UL-SCH Number RB: 12 Transport Block Size: 1032 TBS Index: 5 MCS Index: 5 Data Type: PN9
Bandwidth:	5.0 MHz
Integration Time:	10.0 ms

¹ PAR (0.1%) in accordance with FCC KDB 971168, Section 6.0 "Measurement of the Peak-to-Average Power Ratio (PAPR)"

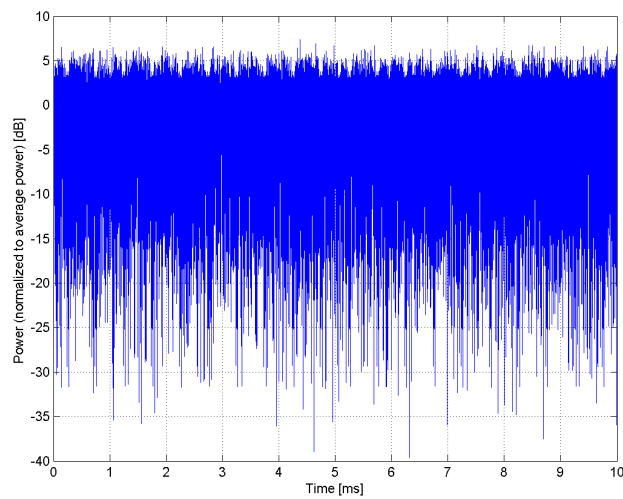
² Modulation Interference Factor (MIF) value valid only in conjunction with advanced probe response linearization calibration for the same communication system (same UID and version).



Complementary Cumulative Distribution Function (CCDF)



Frequency Domain



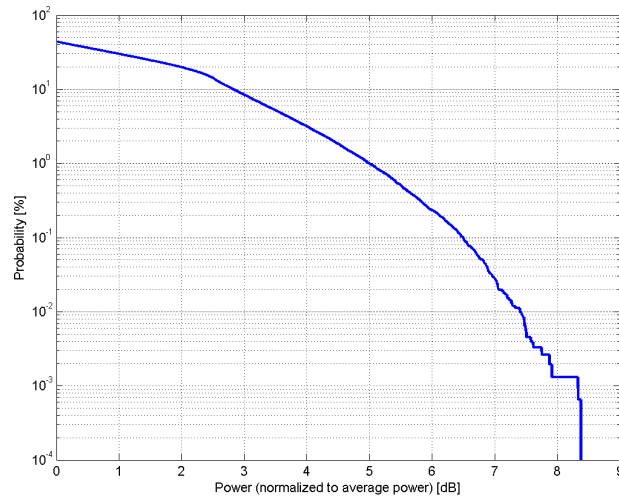
Time Domain

**Calibration Laboratory of
Schmid & Partner
Engineering AG**
Zeughausstrasse 43, 8004 Zurich, Switzerland

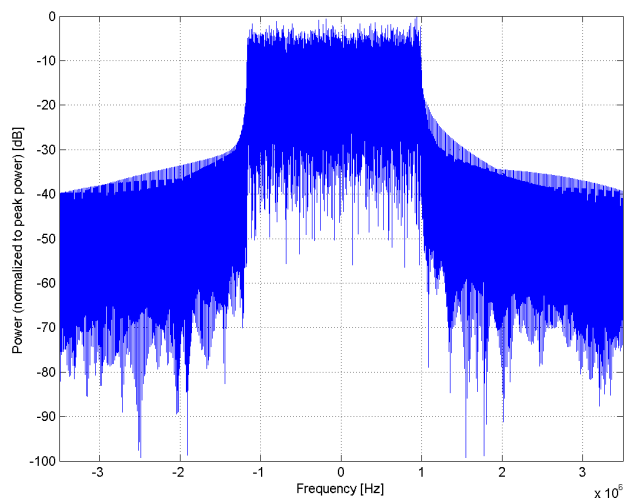
Name:	LTE-FDD (SC-FDMA, 50% RB, 5 MHz, 16-QAM)
Group:	LTE-FDD
UID:	10157-CAH
PAR: ¹	6.49 dB
MIF: ²	-15.78 dB
Standard Reference:	3GPP / ETSI TS 136.101 V8.4.0 3GPP / ETSI TS 136.213 V8.4.0 FCC OET KDB 941225 D05 SAR for LTE Devices v01
Category:	Random amplitude modulation
Modulation:	16-QAM
Frequency Band:	Band 1 (1920.0 - 1980.0 MHz) Band 2 (1850.0 - 1910.0 MHz) Band 3 (1710.0 - 1785.0 MHz) Band 4 (1710.0 - 1755.0 MHz) Band 5 (824.0 - 849.0 MHz) Band 6 (830.0 - 840.0 MHz) Band 7 (2500.0 - 2570.0 MHz) Band 8 (880.0 - 915.0 MHz) Band 9 (1749.9 - 1784.9 MHz) Band 10 (1710.0 - 1770.0 MHz) Band 11 (1427.9 - 1447.9 MHz) Band 12 (699.0 - 716.0 MHz) Band 13 (777.0 - 787.0 MHz) Band 14 (788.0 - 798.0 MHz) Band 17 (704.0 - 716.0 MHz) Band 18 (815.0 - 830.0 MHz) Band 19 (830.0 - 845.0 MHz) Band 20 (832.0 - 862.0 MHz) Band 21 (1447.9 - 1462.9 MHz) Band 22 (3410.0 - 3490.0 MHz) Band 23 (2000.0 - 2020.0 MHz) Band 24 (1626.5 - 1660.5 MHz) Band 25 (1850.0 - 1915.0 MHz) Band 26 (814.0 - 849.0 MHz) Band 27 (807.0 - 824.0 MHz) Band 28 (703.0 - 748.0 MHz) Band 30 (2305.0 - 2315.0 MHz) Band 31 (452.5 - 457.5 MHz) Band 65 (1920.0 - 2010.0 MHz) Band 66 (1710.0 - 1780.0 MHz) Band 68 (698.0 - 728.0 MHz) Band 70 (1695.0 - 1710.0 MHz) Band 71 (663.0 - 698.0 MHz) Band 72 (451.0 - 456.0 MHz) Band 73 (450.0 - 455.0 MHz) Band 74 (1427.0 - 1470.0 MHz) Band 85 (698.0 - 716.0 MHz) Validation band (0.0 - 6000.0 MHz)
Detailed Specification:	Modulation Scheme: SC-FDMA Number of PUSCHs: 1 Settings for Subframe #0 to #9: Modulation Scheme: 16QAM Data Type: UL-SCH Number RB: 12 Transport Block Size: 3496 TBS Index: 14 MCS Index: 15 Data Type: PN9
Bandwidth:	5.0 MHz
Integration Time:	10.0 ms

¹ PAR (0.1%) in accordance with FCC KDB 971168, Section 6.0 "Measurement of the Peak-to-Average Power Ratio (PAPR)"

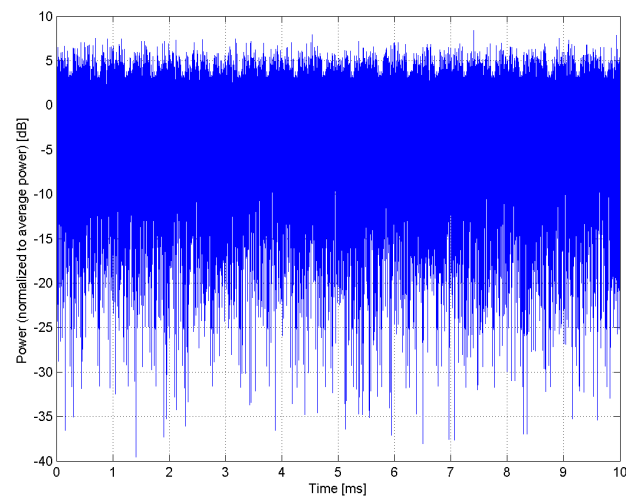
² Modulation Interference Factor (MIF) value valid only in conjunction with advanced probe response linearization calibration for the same communication system (same UID and version).



Complementary Cumulative Distribution Function (CCDF)



Frequency Domain



Time Domain

**Calibration Laboratory of
Schmid & Partner
Engineering AG**
Zeughausstrasse 43, 8004 Zurich, Switzerland

Name: **LTE-FDD (SC-FDMA, 50% RB, 10 MHz, 64-QAM)**

Group: LTE-FDD
UID: 10158-CAH

PAR: ¹ **6.62 dB**
MIF: ² **-15.99 dB**

Standard Reference: 3GPP / ETSI TS 136.101 V8.4.0
3GPP / ETSI TS 136.213 V8.4.0
FCC OET KDB 941225 D05 SAR for LTE Devices v01

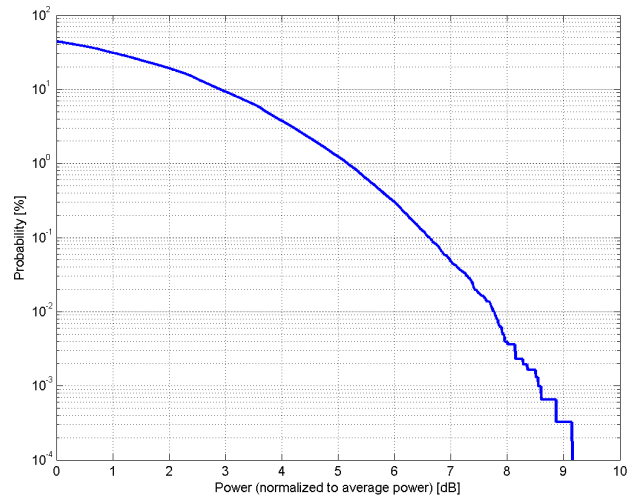
Category: Random amplitude modulation
Modulation: 64-QAM
Frequency Band: Band 1 (1920.0 - 1980.0 MHz)
Band 2 (1850.0 - 1910.0 MHz)
Band 3 (1710.0 - 1785.0 MHz)
Band 4 (1710.0 - 1755.0 MHz)
Band 5 (824.0 - 849.0 MHz)
Band 6 (830.0 - 840.0 MHz)
Band 7 (2500.0 - 2570.0 MHz)
Band 8 (880.0 - 915.0 MHz)
Band 9 (1749.9 - 1784.9 MHz)
Band 10 (1710.0 - 1770.0 MHz)
Band 11 (1427.9 - 1447.9 MHz)
Band 12 (699.0 - 716.0 MHz)
Band 13 (777.0 - 787.0 MHz)
Band 14 (788.0 - 798.0 MHz)
Band 17 (704.0 - 716.0 MHz)
Band 18 (815.0 - 830.0 MHz)
Band 19 (830.0 - 845.0 MHz)
Band 20 (832.0 - 862.0 MHz)
Band 21 (1447.9 - 1462.9 MHz)
Band 22 (3410.0 - 3490.0 MHz)
Band 23 (2000.0 - 2020.0 MHz)
Band 24 (1626.5 - 1660.5 MHz)
Band 25 (1850.0 - 1915.0 MHz)
Band 26 (814.0 - 849.0 MHz)
Band 27 (807.0 - 824.0 MHz)
Band 28 (703.0 - 748.0 MHz)
Band 30 (2305.0 - 2315.0 MHz)
Band 65 (1920.0 - 2010.0 MHz)
Band 66 (1710.0 - 1780.0 MHz)
Band 68 (698.0 - 728.0 MHz)
Band 70 (1695.0 - 1710.0 MHz)
Band 71 (663.0 - 698.0 MHz)
Band 74 (1427.0 - 1470.0 MHz)
Band 85 (698.0 - 716.0 MHz)
Validation band (0.0 - 6000.0 MHz)

Detailed Specification: Modulation Scheme: SC-FDMA
Number of PUSCHs: 1
Settings for Subframe #0 to #9:
Modulation Scheme: 64QAM
Data Type: UL-SCH
Number RB: 25
Transport Block Size: 14112
TBS Index: 23
MCS Index: 25
Data Type: PN9

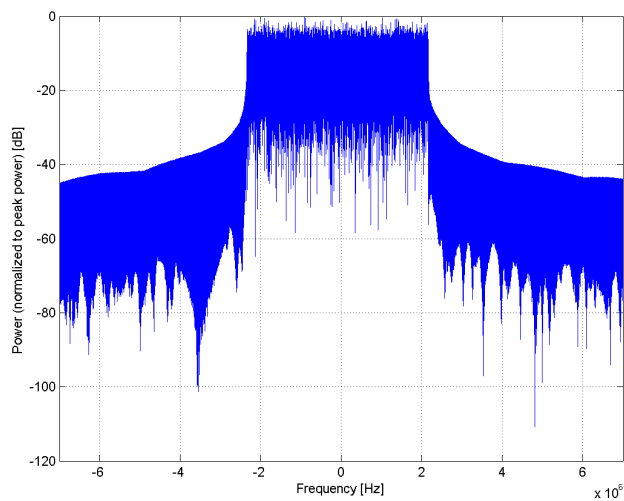
Bandwidth: 10.0 MHz
Integration Time: 10.0 ms

¹ PAR (0.1%) in accordance with FCC KDB 971168, Section 6.0 "Measurement of the Peak-to-Average Power Ratio (PAPR)"

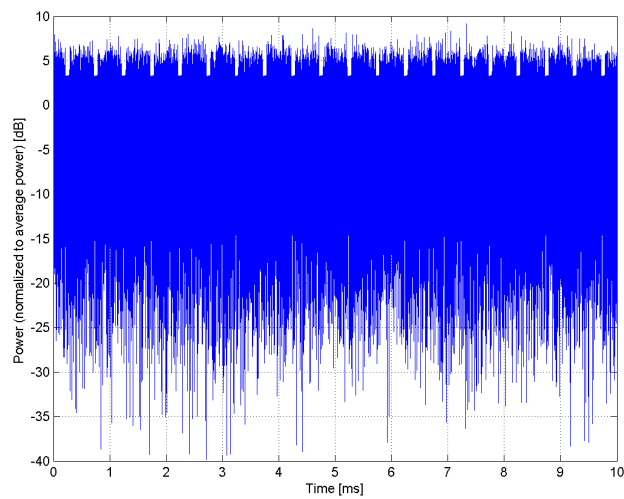
² Modulation Interference Factor (MIF) value valid only in conjunction with advanced probe response linearization calibration for the same communication system (same UID and version).



Complementary Cumulative Distribution Function (CCDF)



Frequency Domain



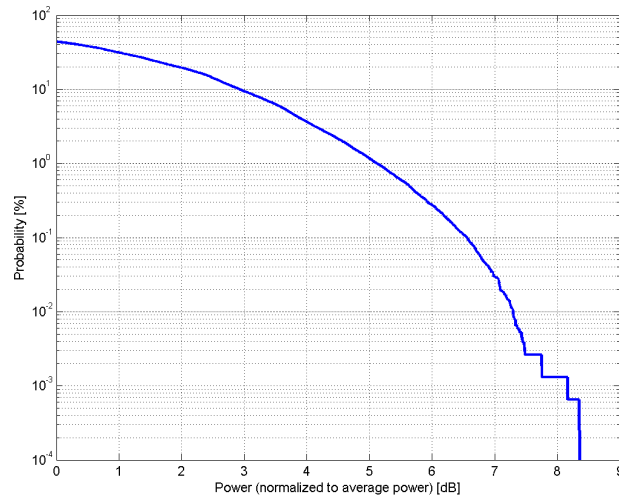
Time Domain

**Calibration Laboratory of
Schmid & Partner
Engineering AG**
Zeughausstrasse 43, 8004 Zurich, Switzerland

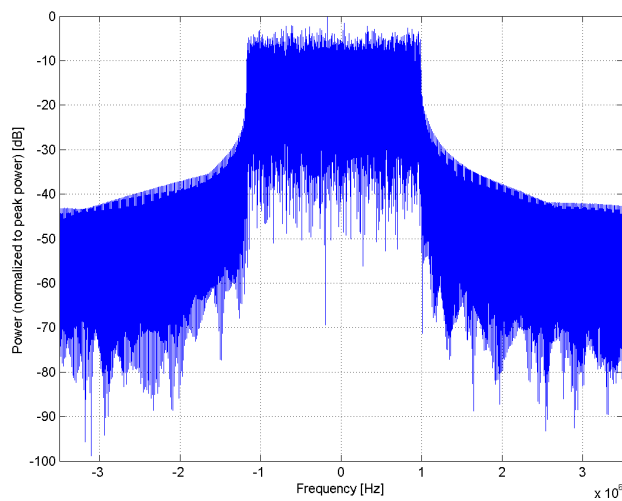
Name:	LTE-FDD (SC-FDMA, 50% RB, 5 MHz, 64-QAM)
Group:	LTE-FDD
UID:	10159-CAH
PAR: ¹	6.56 dB
MIF: ²	-14.49 dB
Standard Reference:	3GPP / ETSI TS 136.101 V8.4.0 3GPP / ETSI TS 136.213 V8.4.0 FCC OET KDB 941225 D05 SAR for LTE Devices v01
Category:	Random amplitude modulation
Modulation:	64-QAM
Frequency Band:	Band 1 (1920.0 - 1980.0 MHz) Band 2 (1850.0 - 1910.0 MHz) Band 3 (1710.0 - 1785.0 MHz) Band 4 (1710.0 - 1755.0 MHz) Band 5 (824.0 - 849.0 MHz) Band 6 (830.0 - 840.0 MHz) Band 7 (2500.0 - 2570.0 MHz) Band 8 (880.0 - 915.0 MHz) Band 9 (1749.9 - 1784.9 MHz) Band 10 (1710.0 - 1770.0 MHz) Band 11 (1427.9 - 1447.9 MHz) Band 12 (699.0 - 716.0 MHz) Band 13 (777.0 - 787.0 MHz) Band 14 (788.0 - 798.0 MHz) Band 17 (704.0 - 716.0 MHz) Band 18 (815.0 - 830.0 MHz) Band 19 (830.0 - 845.0 MHz) Band 20 (832.0 - 862.0 MHz) Band 21 (1447.9 - 1462.9 MHz) Band 22 (3410.0 - 3490.0 MHz) Band 23 (2000.0 - 2020.0 MHz) Band 24 (1626.5 - 1660.5 MHz) Band 25 (1850.0 - 1915.0 MHz) Band 26 (814.0 - 849.0 MHz) Band 27 (807.0 - 824.0 MHz) Band 28 (703.0 - 748.0 MHz) Band 30 (2305.0 - 2315.0 MHz) Band 31 (452.5 - 457.5 MHz) Band 65 (1920.0 - 2010.0 MHz) Band 66 (1710.0 - 1780.0 MHz) Band 68 (698.0 - 728.0 MHz) Band 70 (1695.0 - 1710.0 MHz) Band 71 (663.0 - 698.0 MHz) Band 72 (451.0 - 456.0 MHz) Band 73 (450.0 - 455.0 MHz) Band 74 (1427.0 - 1470.0 MHz) Band 85 (698.0 - 716.0 MHz) Validation band (0.0 - 6000.0 MHz)
Detailed Specification:	Modulation Scheme: SC-FDMA Number of PUSCHs: 1 Settings for Subframe #0 to #9: Modulation Scheme: 64QAM Data Type: UL-SCH Number RB: 12 Transport Block Size: 6968 TBS Index: 23 MCS Index: 25 Data Type: PN9
Bandwidth:	5.0 MHz
Integration Time:	10.0 ms

¹ PAR (0.1%) in accordance with FCC KDB 971168, Section 6.0 "Measurement of the Peak-to-Average Power Ratio (PAPR)"

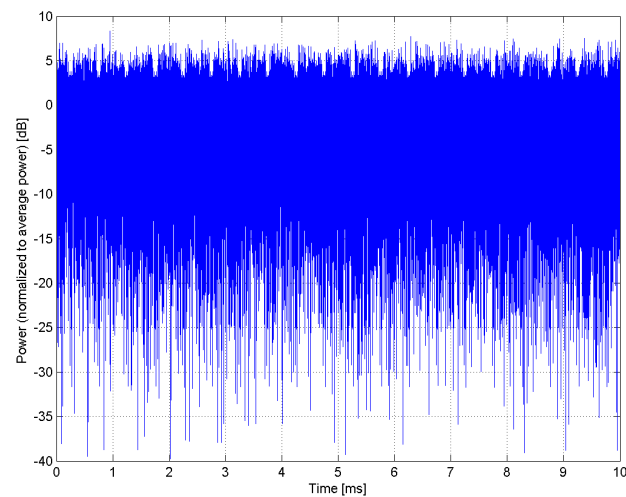
² Modulation Interference Factor (MIF) value valid only in conjunction with advanced probe response linearization calibration for the same communication system (same UID and version).



Complementary Cumulative Distribution Function (CCDF)



Frequency Domain



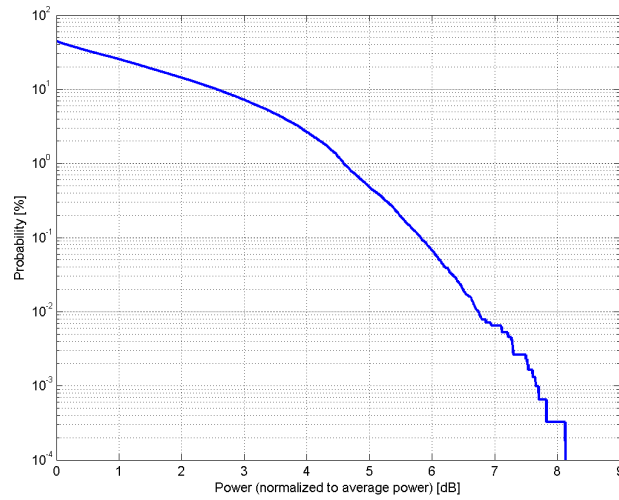
Time Domain

**Calibration Laboratory of
Schmid & Partner
Engineering AG**
Zeughausstrasse 43, 8004 Zurich, Switzerland

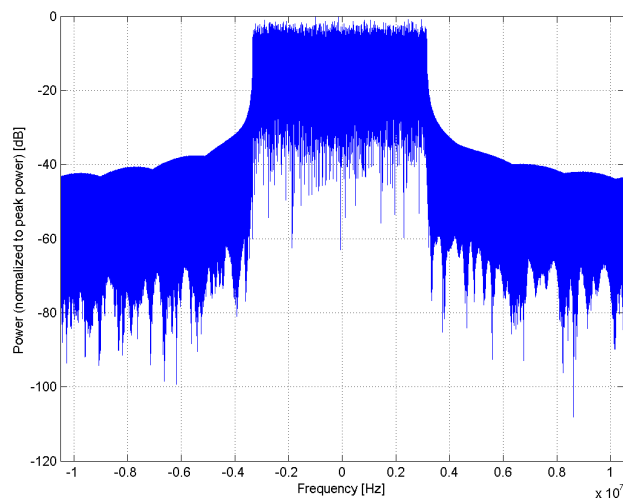
Name:	LTE-FDD (SC-FDMA, 50% RB, 15 MHz, QPSK)
Group:	LTE-FDD
UID:	10160-CAF
PAR: ¹	5.82 dB
MIF: ²	-17.95 dB
Standard Reference:	3GPP / ETSI TS 136.101 V8.4.0 3GPP / ETSI TS 136.213 V8.4.0 FCC OET KDB 941225 D05 SAR for LTE Devices v01
Category:	Random amplitude modulation
Modulation:	QPSK
Frequency Band:	Band 1 (1920.0 - 1980.0 MHz) Band 2 (1850.0 - 1910.0 MHz) Band 3 (1710.0 - 1785.0 MHz) Band 4 (1710.0 - 1755.0 MHz) Band 7 (2500.0 - 2570.0 MHz) Band 9 (1749.9 - 1784.9 MHz) Band 10 (1710.0 - 1770.0 MHz) Band 18 (815.0 - 830.0 MHz) Band 19 (830.0 - 845.0 MHz) Band 20 (832.0 - 862.0 MHz) Band 21 (1447.9 - 1462.9 MHz) Band 22 (3410.0 - 3490.0 MHz) Band 23 (2000.0 - 2020.0 MHz) Band 25 (1850.0 - 1915.0 MHz) Band 26 (814.0 - 849.0 MHz) Band 28 (703.0 - 748.0 MHz) Band 65 (1920.0 - 2010.0 MHz) Band 66 (1710.0 - 1780.0 MHz) Band 68 (698.0 - 728.0 MHz) Band 70 (1695.0 - 1710.0 MHz) Band 71 (663.0 - 698.0 MHz) Band 74 (1427.0 - 1470.0 MHz) Validation band (0.0 - 6000.0 MHz)
Detailed Specification:	Modulation Scheme: SC-FDMA Number of PUSCHs: 1 Settings for Subframe #0 to #9: Modulation Scheme: QPSK Data Type: UL-SCH Number RB: 36 Transport Block Size: 3112 TBS Index: 5 MCS Index: 5 Data Type: PN9
Bandwidth:	15.0 MHz
Integration Time:	10.0 ms

¹ PAR (0.1%) in accordance with FCC KDB 971168, Section 6.0 "Measurement of the Peak-to-Average Power Ratio (PAPR)"

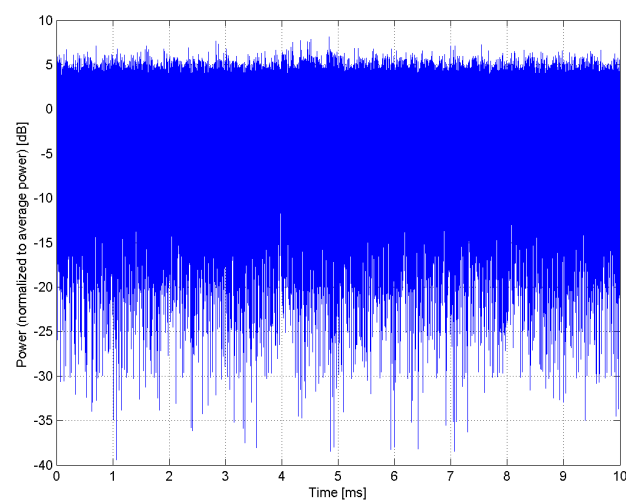
² Modulation Interference Factor (MIF) value valid only in conjunction with advanced probe response linearization calibration for the same communication system (same UID and version).



Complementary Cumulative Distribution Function (CCDF)



Frequency Domain



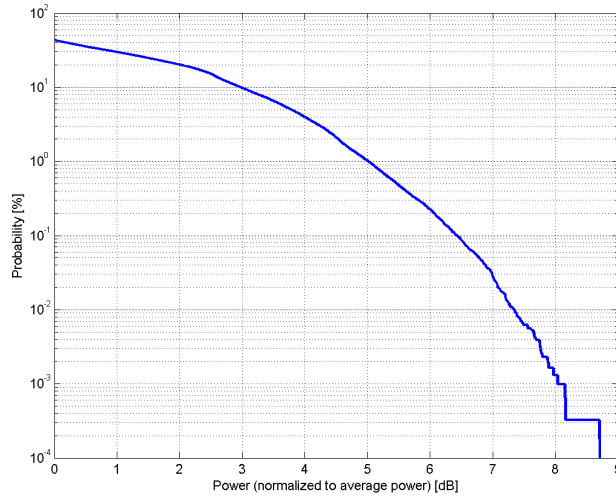
Time Domain

**Calibration Laboratory of
Schmid & Partner
Engineering AG**
Zeughausstrasse 43, 8004 Zurich, Switzerland

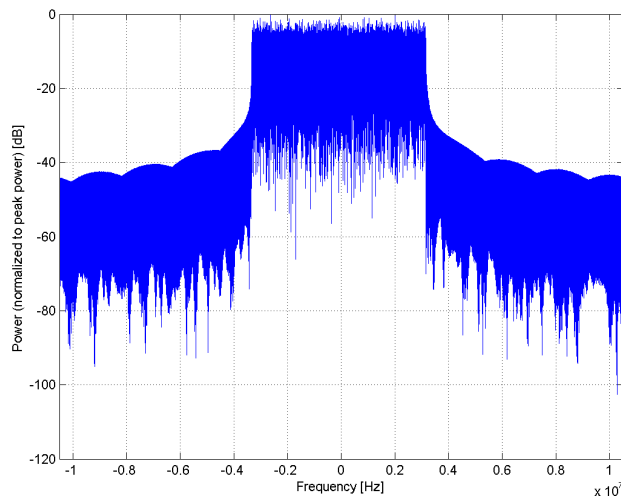
Name:	LTE-FDD (SC-FDMA, 50% RB, 15 MHz, 16-QAM)
Group:	LTE-FDD
UID:	10161-CAF
PAR: ¹	6.43 dB
MIF: ²	-17.54 dB
Standard Reference:	3GPP / ETSI TS 136.101 V8.4.0 3GPP / ETSI TS 136.213 V8.4.0 FCC OET KDB 941225 D05 SAR for LTE Devices v01
Category:	Random amplitude modulation
Modulation:	16-QAM
Frequency Band:	Band 1 (1920.0 - 1980.0 MHz) Band 2 (1850.0 - 1910.0 MHz) Band 3 (1710.0 - 1785.0 MHz) Band 4 (1710.0 - 1755.0 MHz) Band 7 (2500.0 - 2570.0 MHz) Band 9 (1749.9 - 1784.9 MHz) Band 10 (1710.0 - 1770.0 MHz) Band 18 (815.0 - 830.0 MHz) Band 19 (830.0 - 845.0 MHz) Band 20 (832.0 - 862.0 MHz) Band 21 (1447.9 - 1462.9 MHz) Band 22 (3410.0 - 3490.0 MHz) Band 23 (2000.0 - 2020.0 MHz) Band 25 (1850.0 - 1915.0 MHz) Band 26 (814.0 - 849.0 MHz) Band 28 (703.0 - 748.0 MHz) Band 65 (1920.0 - 2010.0 MHz) Band 66 (1710.0 - 1780.0 MHz) Band 68 (698.0 - 728.0 MHz) Band 70 (1695.0 - 1710.0 MHz) Band 71 (663.0 - 698.0 MHz) Band 74 (1427.0 - 1470.0 MHz) Validation band (0.0 - 6000.0 MHz)
Detailed Specification:	Modulation Scheme: SC-FDMA Number of PUSCHs: 1 Settings for Subframe #0 to #9: Modulation Scheme: 16QAM Data Type: UL-SCH Number RB: 36 Transport Block Size: 10296 TBS Index: 14 MCS Index: 15 Data Type: PN9
Bandwidth:	15.0 MHz
Integration Time:	10.0 ms

¹ PAR (0.1%) in accordance with FCC KDB 971168, Section 6.0 "Measurement of the Peak-to-Average Power Ratio (PAPR)"

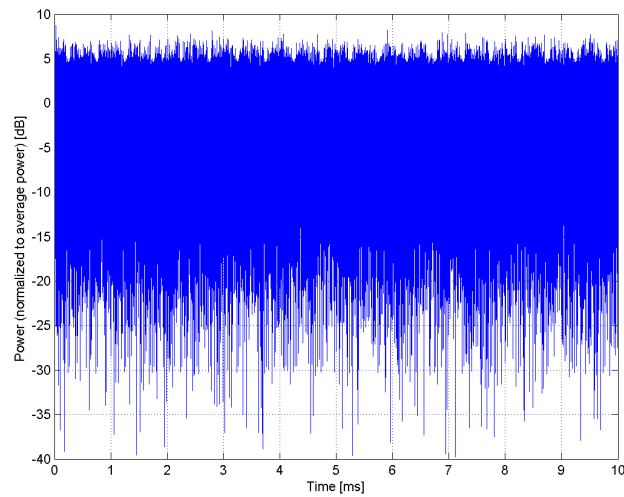
² Modulation Interference Factor (MIF) value valid only in conjunction with advanced probe response linearization calibration for the same communication system (same UID and version).



Complementary Cumulative Distribution Function (CCDF)



Frequency Domain



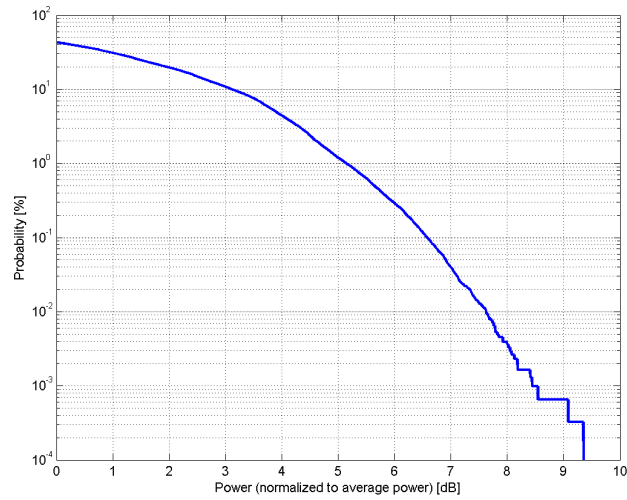
Time Domain

**Calibration Laboratory of
Schmid & Partner
Engineering AG**
Zeughausstrasse 43, 8004 Zurich, Switzerland

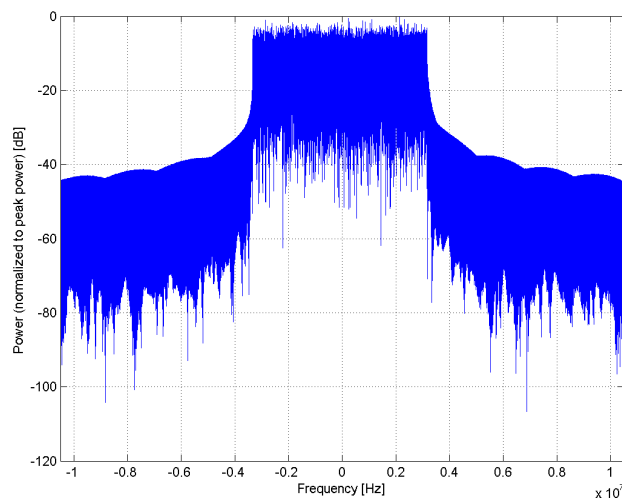
Name:	LTE-FDD (SC-FDMA, 50% RB, 15 MHz, 64-QAM)
Group:	LTE-FDD
UID:	10162-CAF
PAR: ¹	6.58 dB
MIF: ²	-17.63 dB
Standard Reference:	3GPP / ETSI TS 136.101 V8.4.0 3GPP / ETSI TS 136.213 V8.4.0 FCC OET KDB 941225 D05 SAR for LTE Devices v01
Category:	Random amplitude modulation
Modulation:	64-QAM
Frequency Band:	Band 1 (1920.0 - 1980.0 MHz) Band 2 (1850.0 - 1910.0 MHz) Band 3 (1710.0 - 1785.0 MHz) Band 4 (1710.0 - 1755.0 MHz) Band 7 (2500.0 - 2570.0 MHz) Band 9 (1749.9 - 1784.9 MHz) Band 10 (1710.0 - 1770.0 MHz) Band 18 (815.0 - 830.0 MHz) Band 19 (830.0 - 845.0 MHz) Band 20 (832.0 - 862.0 MHz) Band 21 (1447.9 - 1462.9 MHz) Band 22 (3410.0 - 3490.0 MHz) Band 23 (2000.0 - 2020.0 MHz) Band 25 (1850.0 - 1915.0 MHz) Band 26 (814.0 - 849.0 MHz) Band 28 (703.0 - 748.0 MHz) Band 65 (1920.0 - 2010.0 MHz) Band 66 (1710.0 - 1780.0 MHz) Band 68 (698.0 - 728.0 MHz) Band 70 (1695.0 - 1710.0 MHz) Band 71 (663.0 - 698.0 MHz) Band 74 (1427.0 - 1470.0 MHz) Validation band (0.0 - 6000.0 MHz)
Detailed Specification:	Modulation Scheme: SC-FDMA Number of PUSCHs: 1 Settings for Subframe #0 to #9: Modulation Scheme: 64QAM Data Type: UL-SCH Number RB: 36 Transport Block Size: 20616 TBS Index: 23 MCS Index: 25 Data Type: PN9
Bandwidth:	15.0 MHz
Integration Time:	10.0 ms

¹ PAR (0.1%) in accordance with FCC KDB 971168, Section 6.0 "Measurement of the Peak-to-Average Power Ratio (PAPR)"

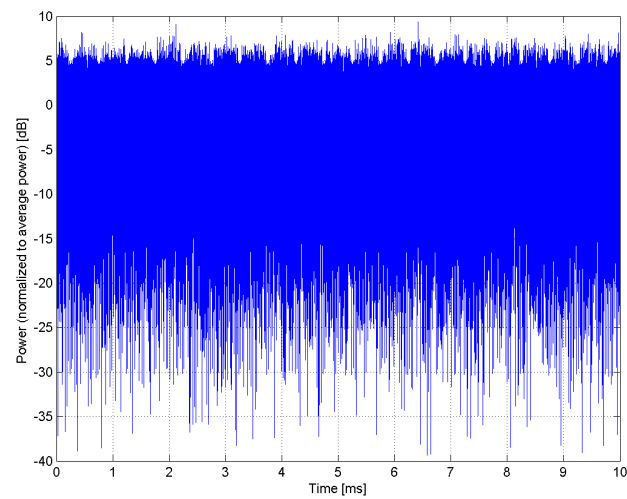
² Modulation Interference Factor (MIF) value valid only in conjunction with advanced probe response linearization calibration for the same communication system (same UID and version).



Complementary Cumulative Distribution Function (CCDF)



Frequency Domain



Time Domain

**Calibration Laboratory of
Schmid & Partner
Engineering AG**
Zeughausstrasse 43, 8004 Zurich, Switzerland

Name: **LTE-FDD (SC-FDMA, 50% RB, 1.4 MHz, QPSK)**

Group: LTE-FDD
UID: 10166-CAG

PAR: ¹ **5.46 dB**
MIF: ² **-18.10 dB**

Standard Reference: 3GPP / ETSI TS 136.101 V8.4.0
3GPP / ETSI TS 136.213 V8.4.0
FCC OET KDB 941225 D05 SAR for LTE Devices v01

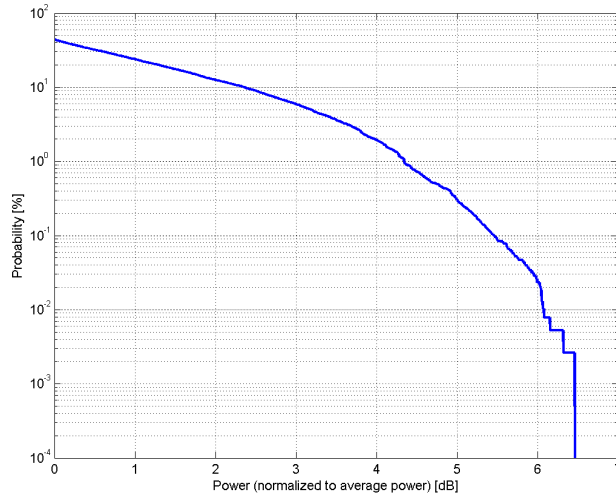
Category: Random amplitude modulation
Modulation: QPSK
Frequency Band: Band 2 (1850.0 - 1910.0 MHz)
Band 3 (1710.0 - 1785.0 MHz)
Band 4 (1710.0 - 1755.0 MHz)
Band 5 (824.0 - 849.0 MHz)
Band 8 (880.0 - 915.0 MHz)
Band 12 (699.0 - 716.0 MHz)
Band 23 (2000.0 - 2020.0 MHz)
Band 25 (1850.0 - 1915.0 MHz)
Band 26 (814.0 - 849.0 MHz)
Band 27 (807.0 - 824.0 MHz)
Band 31 (452.5 - 457.5 MHz)
Band 65 (1920.0 - 2010.0 MHz)
Band 66 (1710.0 - 1780.0 MHz)
Band 72 (451.0 - 456.0 MHz)
Band 73 (450.0 - 455.0 MHz)
Band 74 (1427.0 - 1470.0 MHz)
Validation band (0.0 - 6000.0 MHz)

Detailed Specification: Modulation Scheme: SC-FDMA
Number of PUSCHs: 1
Settings for Subframe #0 to #9:
Modulation Scheme: QPSK
Data Type: UL-SCH
Number RB: 3
Transport Block Size: 224
TBS Index: 5
MCS Index: 5
Data Type: PN9

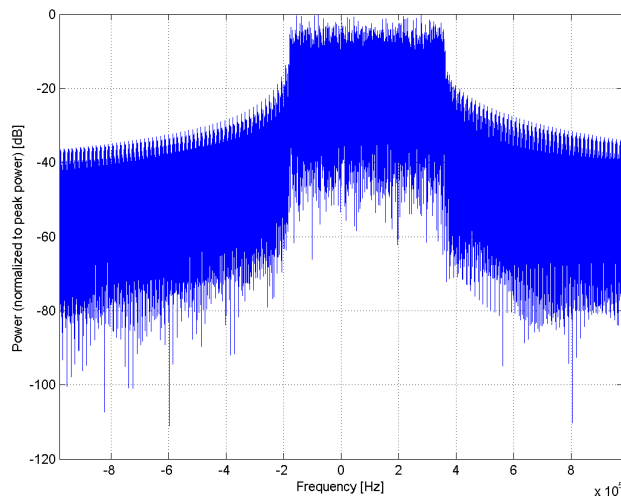
Bandwidth: 1.4 MHz
Integration Time: 10.0 ms

¹ PAR (0.1%) in accordance with FCC KDB 971168, Section 6.0 "Measurement of the Peak-to-Average Power Ratio (PAPR)"

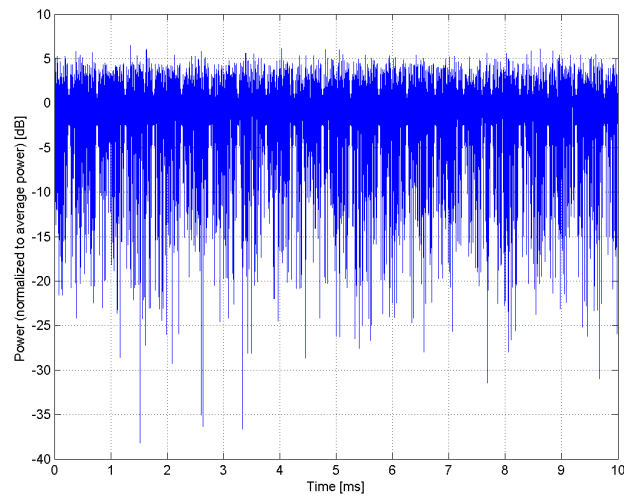
² Modulation Interference Factor (MIF) value valid only in conjunction with advanced probe response linearization calibration for the same communication system (same UID and version).



Complementary Cumulative Distribution Function (CCDF)



Frequency Domain



Time Domain

**Calibration Laboratory of
Schmid & Partner
Engineering AG**
Zeughausstrasse 43, 8004 Zurich, Switzerland

Name: **LTE-FDD (SC-FDMA, 50% RB, 1.4 MHz, 16-QAM)**

Group: LTE-FDD
UID: 10167-CAG

PAR: ¹ **6.21 dB**
MIF: ² **-12.15 dB**

Standard Reference: 3GPP / ETSI TS 136.101 V8.4.0
3GPP / ETSI TS 136.213 V8.4.0
FCC OET KDB 941225 D05 SAR for LTE Devices v01

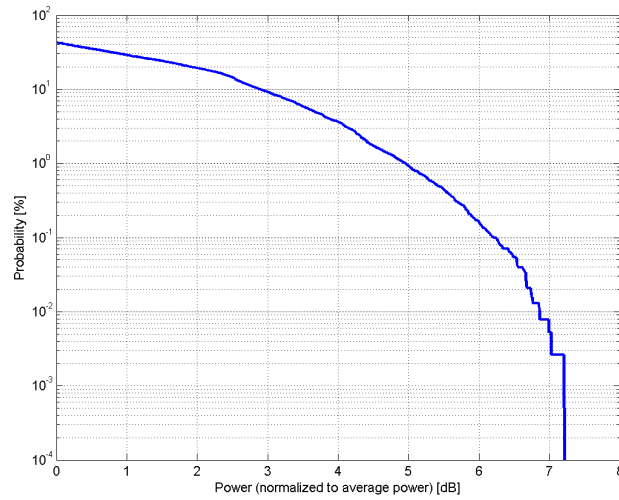
Category: Random amplitude modulation
Modulation: 16-QAM
Frequency Band: Band 2 (1850.0 - 1910.0 MHz)
Band 3 (1710.0 - 1785.0 MHz)
Band 4 (1710.0 - 1755.0 MHz)
Band 5 (824.0 - 849.0 MHz)
Band 8 (880.0 - 915.0 MHz)
Band 12 (699.0 - 716.0 MHz)
Band 23 (2000.0 - 2020.0 MHz)
Band 25 (1850.0 - 1915.0 MHz)
Band 26 (814.0 - 849.0 MHz)
Band 27 (807.0 - 824.0 MHz)
Band 31 (452.5 - 457.5 MHz)
Band 65 (1920.0 - 2010.0 MHz)
Band 66 (1710.0 - 1780.0 MHz)
Band 72 (451.0 - 456.0 MHz)
Band 73 (450.0 - 455.0 MHz)
Band 74 (1427.0 - 1470.0 MHz)
Validation band (0.0 - 6000.0 MHz)

Detailed Specification: Modulation Scheme: SC-FDMA
Number of PUSCHs: 1
Settings for Subframe #0 to #9:
Modulation Scheme: 16QAM
Data Type: UL-SCH
Number RB: 3
Transport Block Size: 840
TBS Index: 14
MCS Index: 15
Data Type: PN9

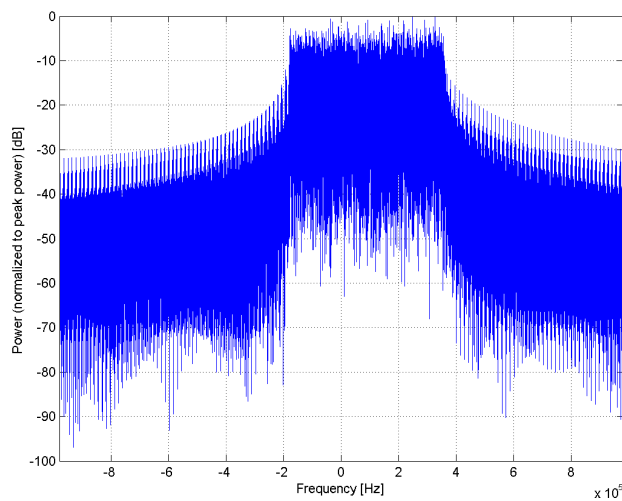
Bandwidth: 1.4 MHz
Integration Time: 10.0 ms

¹ PAR (0.1%) in accordance with FCC KDB 971168, Section 6.0 "Measurement of the Peak-to-Average Power Ratio (PAPR)"

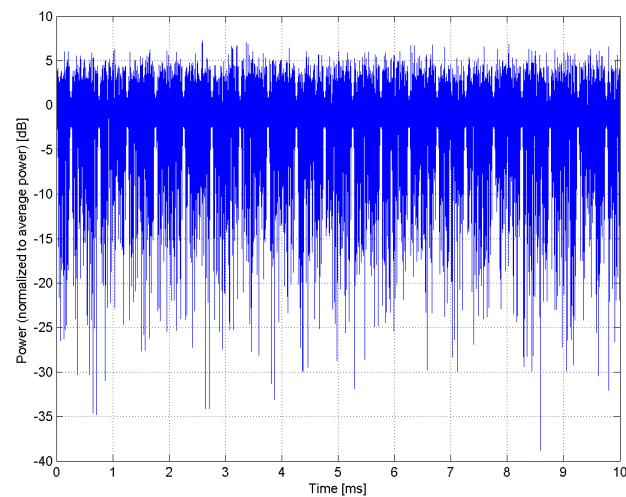
² Modulation Interference Factor (MIF) value valid only in conjunction with advanced probe response linearization calibration for the same communication system (same UID and version).



Complementary Cumulative Distribution Function (CCDF)



Frequency Domain



Time Domain

**Calibration Laboratory of
Schmid & Partner
Engineering AG**
Zeughausstrasse 43, 8004 Zurich, Switzerland

Name: **LTE-FDD (SC-FDMA, 50% RB, 1.4 MHz, 64-QAM)**

Group: LTE-FDD
UID: 10168-CAG

PAR: ¹ **6.79 dB**
MIF: ² **-12.10 dB**

Standard Reference: 3GPP / ETSI TS 136.101 V8.4.0
3GPP / ETSI TS 136.213 V8.4.0
FCC OET KDB 941225 D05 SAR for LTE Devices v01

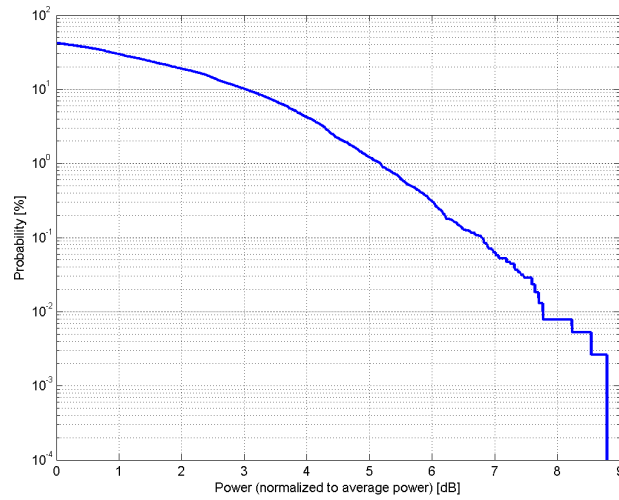
Category: Random amplitude modulation
Modulation: 64-QAM
Frequency Band: Band 2 (1850.0 - 1910.0 MHz)
Band 3 (1710.0 - 1785.0 MHz)
Band 4 (1710.0 - 1755.0 MHz)
Band 5 (824.0 - 849.0 MHz)
Band 8 (880.0 - 915.0 MHz)
Band 12 (699.0 - 716.0 MHz)
Band 23 (2000.0 - 2020.0 MHz)
Band 25 (1850.0 - 1915.0 MHz)
Band 26 (814.0 - 849.0 MHz)
Band 27 (807.0 - 824.0 MHz)
Band 31 (452.5 - 457.5 MHz)
Band 65 (1920.0 - 2010.0 MHz)
Band 66 (1710.0 - 1780.0 MHz)
Band 72 (451.0 - 456.0 MHz)
Band 73 (450.0 - 455.0 MHz)
Band 74 (1427.0 - 1470.0 MHz)
Validation band (0.0 - 6000.0 MHz)

Detailed Specification: Modulation Scheme: SC-FDMA
Number of PUSCHs: 1
Settings for Subframe #0 to #9:
Modulation Scheme: 64QAM
Data Type: UL-SCH
Number RB: 3
Transport Block Size: 1736
TBS Index: 23
MCS Index: 25
Data Type: PN9

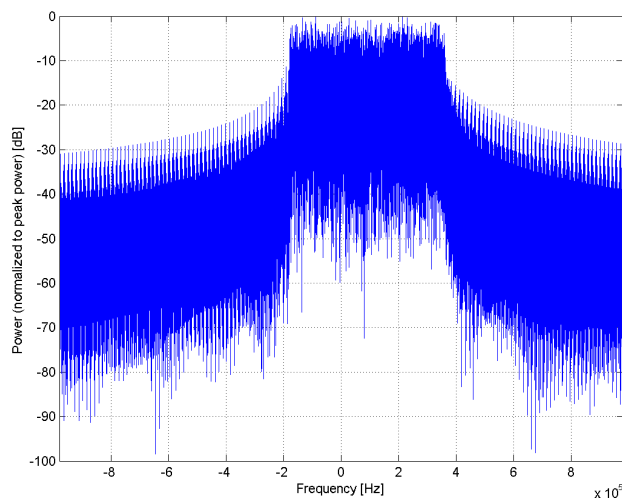
Bandwidth: 1.4 MHz
Integration Time: 10.0 ms

¹ PAR (0.1%) in accordance with FCC KDB 971168, Section 6.0 "Measurement of the Peak-to-Average Power Ratio (PAPR)"

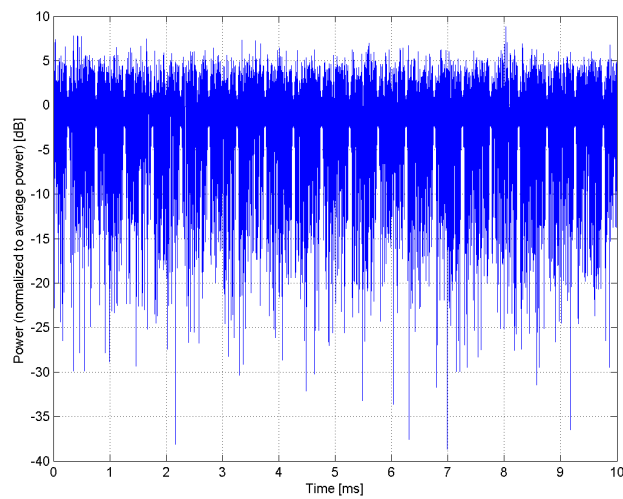
² Modulation Interference Factor (MIF) value valid only in conjunction with advanced probe response linearization calibration for the same communication system (same UID and version).



Complementary Cumulative Distribution Function (CCDF)



Frequency Domain



Time Domain

**Calibration Laboratory of
Schmid & Partner
Engineering AG**
Zeughausstrasse 43, 8004 Zurich, Switzerland

Name: **LTE-FDD (SC-FDMA, 1 RB, 20 MHz, QPSK)**

Group: LTE-FDD
UID: 10169-CAF

PAR: ¹ **5.73 dB**
MIF: ² **-15.63 dB**

Standard Reference: 3GPP / ETSI TS 136.101 V8.4.0
3GPP / ETSI TS 136.213 V8.4.0
FCC OET KDB 941225 D05 SAR for LTE Devices v01

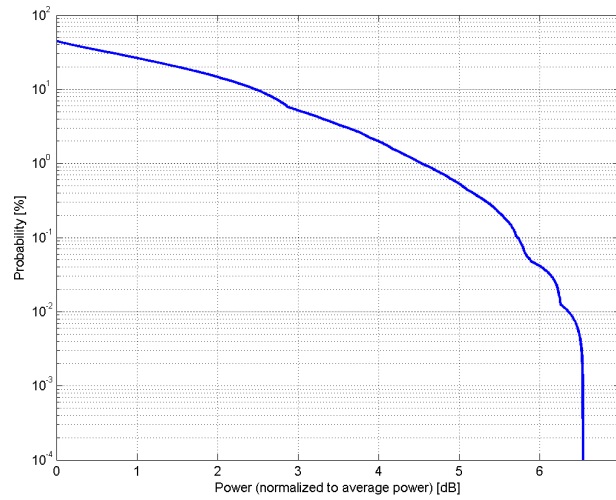
Category: Random amplitude modulation
Modulation: QPSK
Frequency Band: Band 1 (1920.0 - 1980.0 MHz)
Band 2 (1850.0 - 1910.0 MHz)
Band 3 (1710.0 - 1785.0 MHz)
Band 4 (1710.0 - 1755.0 MHz)
Band 7 (2500.0 - 2570.0 MHz)
Band 9 (1749.9 - 1784.9 MHz)
Band 10 (1710.0 - 1770.0 MHz)
Band 20 (832.0 - 862.0 MHz)
Band 22 (3410.0 - 3490.0 MHz)
Band 23 (2000.0 - 2020.0 MHz)
Band 25 (1850.0 - 1915.0 MHz)
Band 28 (703.0 - 748.0 MHz)
Band 65 (1920.0 - 2010.0 MHz)
Band 66 (1710.0 - 1780.0 MHz)
Band 70 (1695.0 - 1710.0 MHz)
Band 71 (663.0 - 698.0 MHz)
Band 74 (1427.0 - 1470.0 MHz)
Validation band (0.0 - 6000.0 MHz)

Detailed Specification: Modulation Scheme: SC-FDMA
Number of PUSCHs: 1
Settings for Subframe #0 to #9:
Modulation Scheme: QPSK
Data Type: UL-SCH
Number RB: 1
Transport Block Size: 72
TBS Index: 14
MCS Index: 15
Data Type: PN9

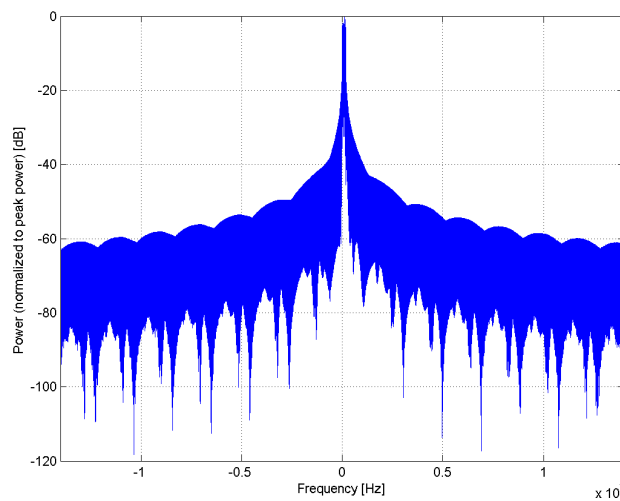
Bandwidth: 20.0 MHz
Integration Time: 10.0 ms

¹ PAR (0.1%) in accordance with FCC KDB 971168, Section 6.0 "Measurement of the Peak-to-Average Power Ratio (PAPR)"

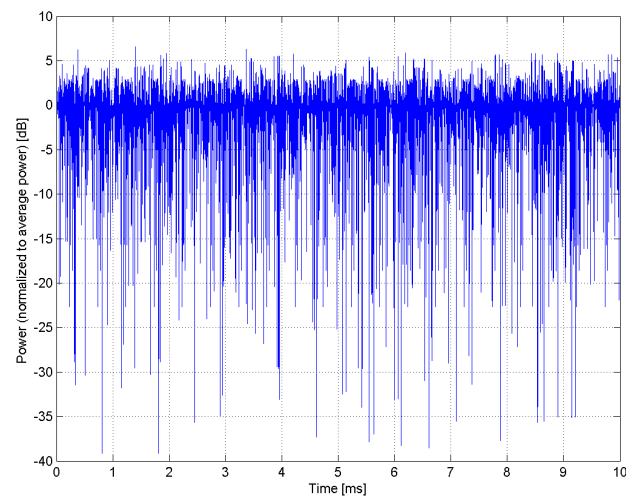
² Modulation Interference Factor (MIF) value valid only in conjunction with advanced probe response linearization calibration for the same communication system (same UID and version).



Complementary Cumulative Distribution Function (CCDF)



Frequency Domain



Time Domain

**Calibration Laboratory of
Schmid & Partner
Engineering AG**
Zeughausstrasse 43, 8004 Zurich, Switzerland

Name: **LTE-FDD (SC-FDMA, 1 RB, 20 MHz, 16-QAM)**

Group: LTE-FDD
UID: 10170-CAF

PAR: ¹ **6.52 dB**
MIF: ² **-9.76 dB**

Standard Reference: 3GPP / ETSI TS 136.101 V8.4.0
3GPP / ETSI TS 136.213 V8.4.0
FCC OET KDB 941225 D05 SAR for LTE Devices v01

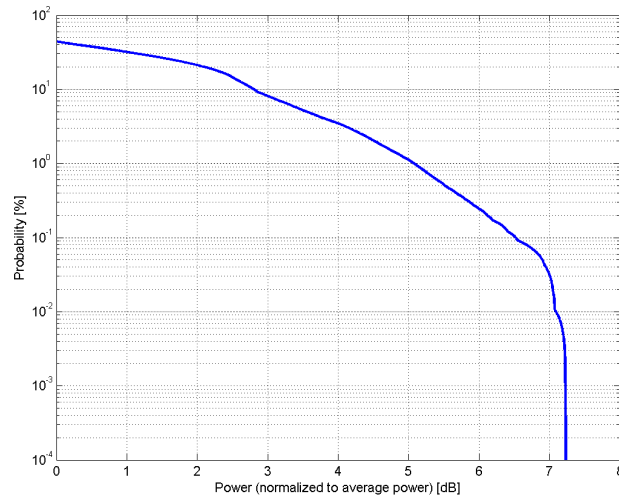
Category: Random amplitude modulation
Modulation: 16-QAM
Frequency Band: Band 1 (1920.0 - 1980.0 MHz)
Band 2 (1850.0 - 1910.0 MHz)
Band 3 (1710.0 - 1785.0 MHz)
Band 4 (1710.0 - 1755.0 MHz)
Band 7 (2500.0 - 2570.0 MHz)
Band 9 (1749.9 - 1784.9 MHz)
Band 10 (1710.0 - 1770.0 MHz)
Band 20 (832.0 - 862.0 MHz)
Band 22 (3410.0 - 3490.0 MHz)
Band 23 (2000.0 - 2020.0 MHz)
Band 25 (1850.0 - 1915.0 MHz)
Band 28 (703.0 - 748.0 MHz)
Band 65 (1920.0 - 2010.0 MHz)
Band 66 (1710.0 - 1780.0 MHz)
Band 70 (1695.0 - 1710.0 MHz)
Band 71 (663.0 - 698.0 MHz)
Band 74 (1427.0 - 1470.0 MHz)
Validation band (0.0 - 6000.0 MHz)

Detailed Specification: Modulation Scheme: SC-FDMA
Number of PUSCHs: 1
Settings for Subframe #0 to #9:
Modulation Scheme: 16QAM
Data Type: UL-SCH
Number RB: 1
Transport Block Size: 256
TBS Index: 14
MCS Index: 15
Data Type: PN9

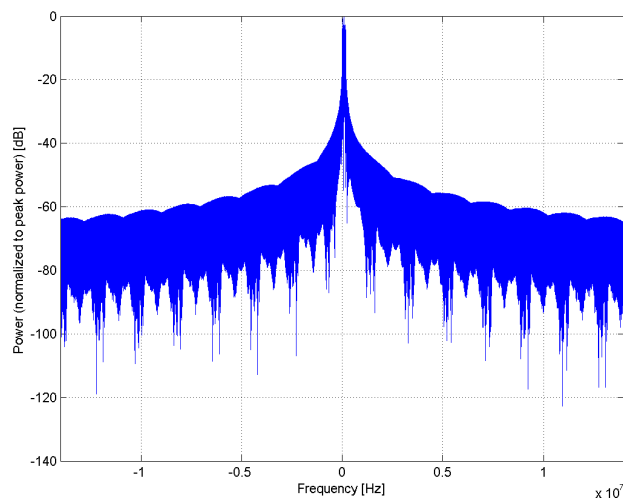
Bandwidth: 20.0 MHz
Integration Time: 10.0 ms

¹ PAR (0.1%) in accordance with FCC KDB 971168, Section 6.0 "Measurement of the Peak-to-Average Power Ratio (PAPR)"

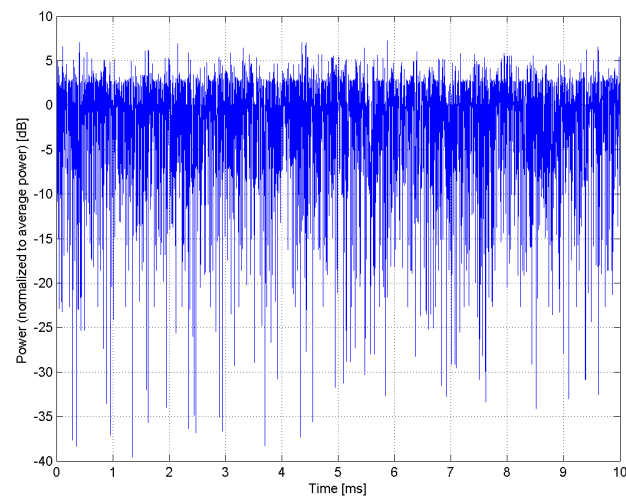
² Modulation Interference Factor (MIF) value valid only in conjunction with advanced probe response linearization calibration for the same communication system (same UID and version).



Complementary Cumulative Distribution Function (CCDF)



Frequency Domain



Time Domain

**Calibration Laboratory of
Schmid & Partner
Engineering AG**
Zeughausstrasse 43, 8004 Zurich, Switzerland

Name: **LTE-FDD (SC-FDMA, 1 RB, 20 MHz, 64-QAM)**

Group: LTE-FDD
UID: 10171-AAF

PAR: ¹ **6.49 dB**
MIF: ² **-9.93 dB**

Standard Reference: 3GPP / ETSI TS 136.101 V8.4.0
3GPP / ETSI TS 136.213 V8.4.0
FCC OET KDB 941225 D05 SAR for LTE Devices v01

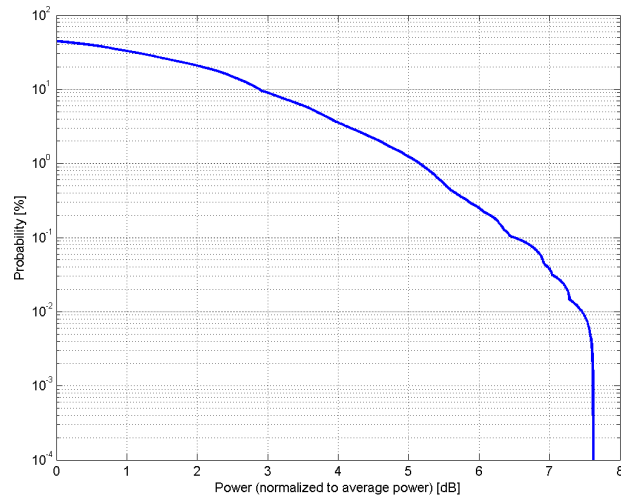
Category: Random amplitude modulation
Modulation: 64-QAM
Frequency Band: Band 1 (1920.0 - 1980.0 MHz)
Band 2 (1850.0 - 1910.0 MHz)
Band 3 (1710.0 - 1785.0 MHz)
Band 4 (1710.0 - 1755.0 MHz)
Band 7 (2500.0 - 2570.0 MHz)
Band 9 (1749.9 - 1784.9 MHz)
Band 10 (1710.0 - 1770.0 MHz)
Band 20 (832.0 - 862.0 MHz)
Band 22 (3410.0 - 3490.0 MHz)
Band 23 (2000.0 - 2020.0 MHz)
Band 25 (1850.0 - 1915.0 MHz)
Band 28 (703.0 - 748.0 MHz)
Band 65 (1920.0 - 2010.0 MHz)
Band 66 (1710.0 - 1780.0 MHz)
Band 70 (1695.0 - 1710.0 MHz)
Band 71 (663.0 - 698.0 MHz)
Band 74 (1427.0 - 1470.0 MHz)
Validation band (0.0 - 6000.0 MHz)

Detailed Specification: Modulation Scheme: SC-FDMA
Number of PUSCHs: 1
Settings for Subframe #0 to #9:
Modulation Scheme: 64QAM
Data Type: UL-SCH
Number RB: 1
Transport Block Size: 552
TBS Index: 23
MCS Index: 25
Data Type: PN9

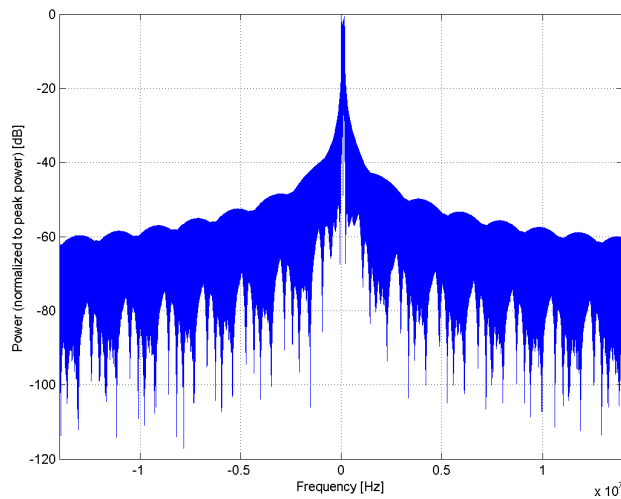
Bandwidth: 20.0 MHz
Integration Time: 100.0 ms

¹ PAR (0.1%) in accordance with FCC KDB 971168, Section 6.0 "Measurement of the Peak-to-Average Power Ratio (PAPR)"

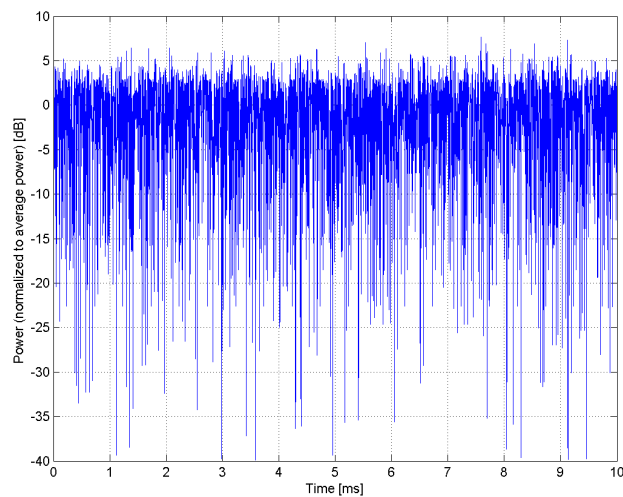
² Modulation Interference Factor (MIF) value valid only in conjunction with advanced probe response linearization calibration for the same communication system (same UID and version).



Complementary Cumulative Distribution Function (CCDF)



Frequency Domain



Time Domain

**Calibration Laboratory of
Schmid & Partner
Engineering AG**
Zeughausstrasse 43, 8004 Zurich, Switzerland

Name: **LTE-TDD (SC-FDMA, 1 RB, 20 MHz, QPSK)**

Group: LTE-TDD
UID: 10172-CAH

PAR: ¹ **9.21 dB**
MIF: ² **-1.62 dB**

Standard Reference: 3GPP / ETSI TS 136.101 V8.4.0
3GPP / ETSI TS 136.213 V8.4.0
FCC OET KDB 941225 D05 SAR for LTE Devices v01

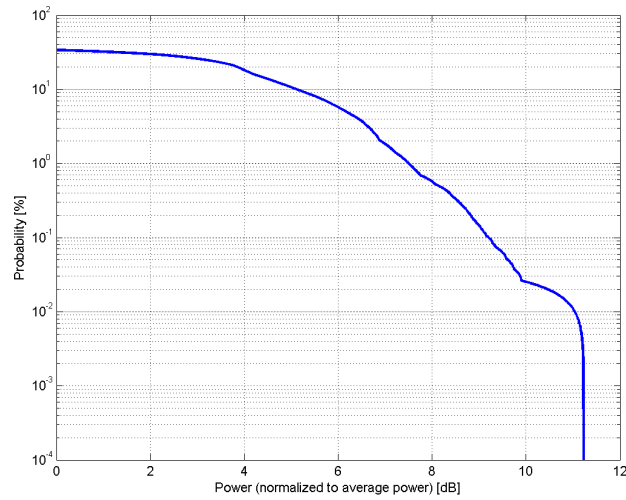
Category: Random amplitude modulation
Modulation: QPSK
Frequency Band: Band 33 (1900.0 - 1920.0 MHz)
Band 35 (1850.0 - 1910.0 MHz)
Band 36 (1930.0 - 1990.0 MHz)
Band 37 (1910.0 - 1930.0 MHz)
Band 38 (2570.0 - 2620.0 MHz)
Band 39 (1880.0 - 1920.0 MHz)
Band 40 (2300.0 - 2400.0 MHz)
Band 41 (2496.0 - 2690.0 MHz)
Band 42 (3400.0 - 3600.0 MHz)
Band 43 (3600.0 - 3800.0 MHz)
Band 44 (703.0 - 803.0 MHz)
Band 45 (1447.0 - 1467.0 MHz)
Band 46 (5150.0 - 5925.0 MHz)
Band 47 (5855.0 - 5925.0 MHz)
Band 48 (3550.0 - 3700.0 MHz)
Band 49 (3550.0 - 3700.0 MHz)
Band 50 (1432.0 - 1517.0 MHz)
Band 52 (3300.0 - 3400.0 MHz)
Validation band (0.0 - 6000.0 MHz)

Detailed Specification: Modulation Scheme: SC-FDMA
Uplink-downlink configuration: 1
Special Subframe configuration: 4
Number of Frames: 1
Settings for UL Subframe 2,3,7,8:
Number of PUSCHs: 1
Modulation Scheme: QPSK
Allocated RB: 1
Start Number of RB: 50
Data Type: PN9fix

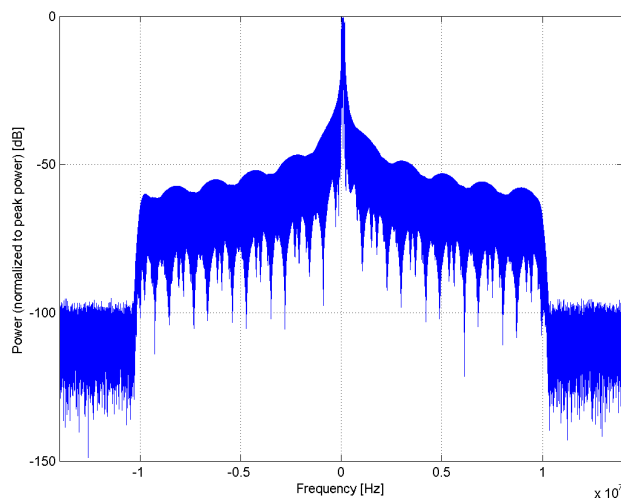
Bandwidth: 20.0 MHz
Integration Time: 10.0 ms

¹ PAR (0.1%) in accordance with FCC KDB 971168, Section 6.0 "Measurement of the Peak-to-Average Power Ratio (PAPR)"

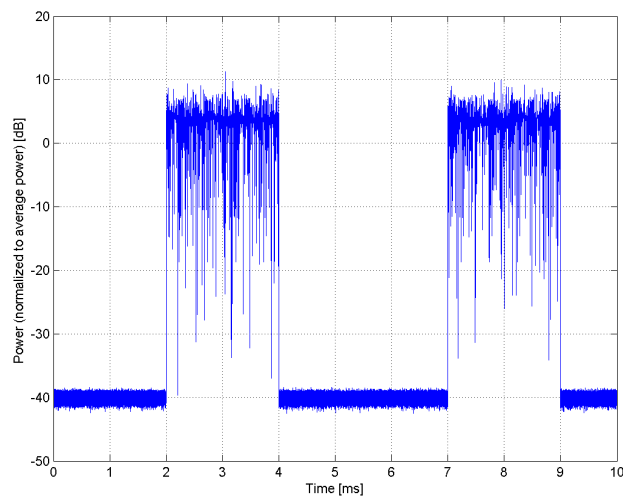
² Modulation Interference Factor (MIF) value valid only in conjunction with advanced probe response linearization calibration for the same communication system (same UID and version).



Complementary Cumulative Distribution Function (CCDF)



Frequency Domain



Time Domain

**Calibration Laboratory of
Schmid & Partner
Engineering AG**
Zeughausstrasse 43, 8004 Zurich, Switzerland

Name: **LTE-TDD (SC-FDMA, 1 RB, 20 MHz, 16-QAM)**

Group: LTE-TDD
UID: 10173-CAH

PAR: ¹ **9.48 dB**
MIF: ² **-1.44 dB**

Standard Reference: 3GPP / ETSI TS 136.101 V8.4.0
3GPP / ETSI TS 136.213 V8.4.0
FCC OET KDB 941225 D05 SAR for LTE Devices v02

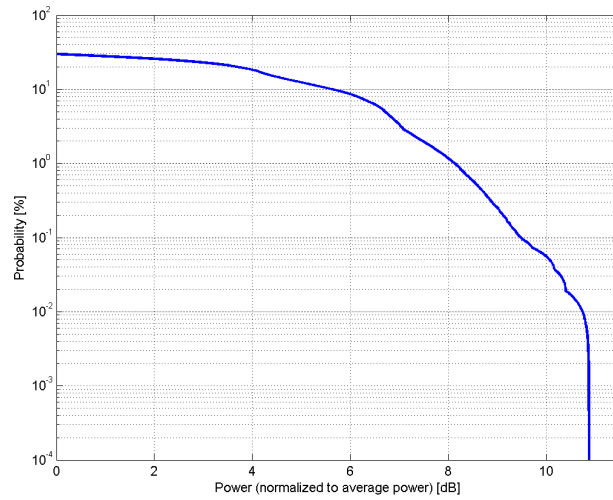
Category: Random amplitude modulation
Modulation: 16-QAM
Frequency Band: Band 33 (1900.0 - 1920.0 MHz)
Band 35 (1850.0 - 1910.0 MHz)
Band 36 (1930.0 - 1990.0 MHz)
Band 37 (1910.0 - 1930.0 MHz)
Band 38 (2570.0 - 2620.0 MHz)
Band 39 (1880.0 - 1920.0 MHz)
Band 40 (2300.0 - 2400.0 MHz)
Band 41 (2496.0 - 2690.0 MHz)
Band 42 (3400.0 - 3600.0 MHz)
Band 43 (3600.0 - 3800.0 MHz)
Band 44 (703.0 - 803.0 MHz)
Band 45 (1447.0 - 1467.0 MHz)
Band 46 (5150.0 - 5925.0 MHz)
Band 47 (5855.0 - 5925.0 MHz)
Band 48 (3550.0 - 3700.0 MHz)
Band 49 (3550.0 - 3700.0 MHz)
Band 50 (1432.0 - 1517.0 MHz)
Band 52 (3300.0 - 3400.0 MHz)
Validation band (0.0 - 6000.0 MHz)

Detailed Specification: Modulation Scheme: SC-FDMA
Uplink-downlink configuration: 1
Special Subframe configuration: 4
Number of Frames: 1
Settings for UL Subframe 2,3,7,8:
Number of PUSCHs: 1
Modulation Scheme: 16QAM
Allocated RB: 1
Start Number of RB: 50
Data Type: PN9fix

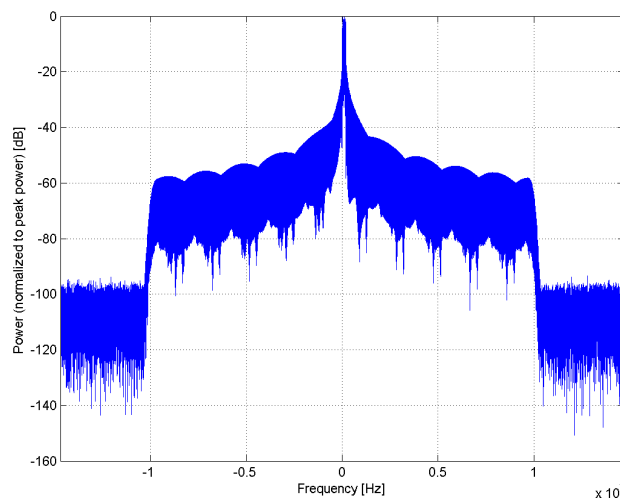
Bandwidth: 20.0 MHz
Integration Time: 6.0 ms

¹ PAR (0.1%) in accordance with FCC KDB 971168, Section 6.0 "Measurement of the Peak-to-Average Power Ratio (PAPR)"

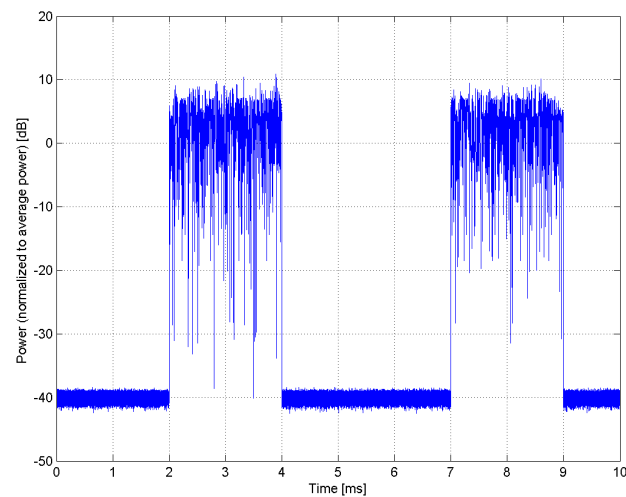
² Modulation Interference Factor (MIF) value valid only in conjunction with advanced probe response linearization calibration for the same communication system (same UID and version).



Complementary Cumulative Distribution Function (CCDF)



Frequency Domain



Time Domain

**Calibration Laboratory of
Schmid & Partner
Engineering AG**
Zeughausstrasse 43, 8004 Zurich, Switzerland

Name: **LTE-TDD (SC-FDMA, 1 RB, 20 MHz, 64-QAM)**

Group: LTE-TDD
UID: 10174-CAH

PAR: ¹ **10.25 dB**
MIF: ² **-1.54 dB**

Standard Reference: 3GPP / ETSI TS 136.101 V8.4.0
3GPP / ETSI TS 136.213 V8.4.0
FCC OET KDB 941225 D05 SAR for LTE Devices v01

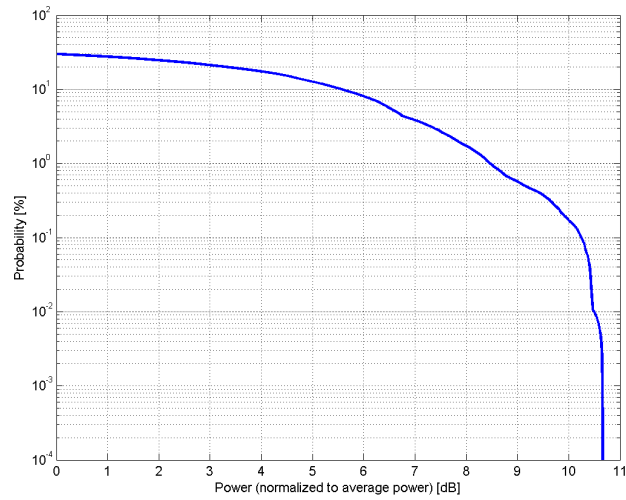
Category: Random amplitude modulation
Modulation: 64-QAM
Frequency Band: Band 33 (1900.0 - 1920.0 MHz)
Band 35 (1850.0 - 1910.0 MHz)
Band 36 (1930.0 - 1990.0 MHz)
Band 37 (1910.0 - 1930.0 MHz)
Band 38 (2570.0 - 2620.0 MHz)
Band 39 (1880.0 - 1920.0 MHz)
Band 40 (2300.0 - 2400.0 MHz)
Band 41 (2496.0 - 2690.0 MHz)
Band 42 (3400.0 - 3600.0 MHz)
Band 43 (3600.0 - 3800.0 MHz)
Band 44 (703.0 - 803.0 MHz)
Band 45 (1447.0 - 1467.0 MHz)
Band 46 (5150.0 - 5925.0 MHz)
Band 47 (5855.0 - 5925.0 MHz)
Band 48 (3550.0 - 3700.0 MHz)
Band 49 (3550.0 - 3700.0 MHz)
Band 50 (1432.0 - 1517.0 MHz)
Band 52 (3300.0 - 3400.0 MHz)
Validation band (0.0 - 6000.0 MHz)

Detailed Specification: Modulation Scheme: SC-FDMA
Uplink-downlink configuration: 1
Special Subframe configuration: 4
Number of Frames: 1
Settings for UL Subframe 2,3,7,8:
Number of PUSCHs: 1
Modulation Scheme: 64QAM
Allocated RB: 1
Start Number of RB: 50
Data Type: PN9fix

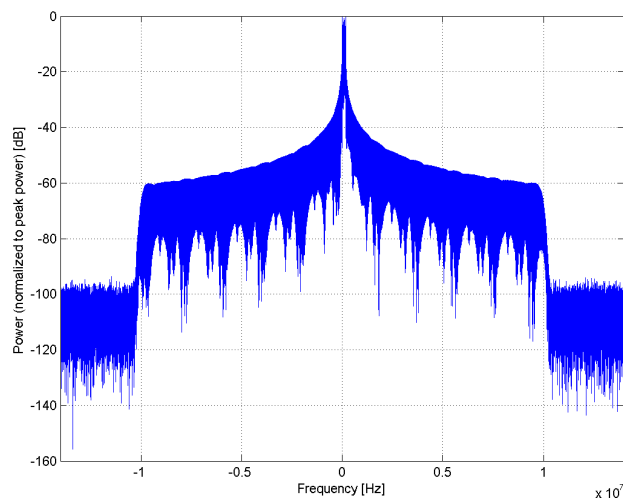
Bandwidth: 20.0 MHz
Integration Time: 10.0 ms

¹ PAR (0.1%) in accordance with FCC KDB 971168, Section 6.0 "Measurement of the Peak-to-Average Power Ratio (PAPR)"

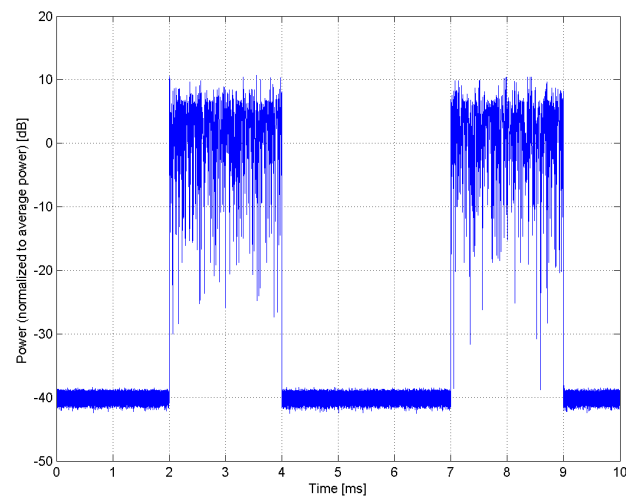
² Modulation Interference Factor (MIF) value valid only in conjunction with advanced probe response linearization calibration for the same communication system (same UID and version).



Complementary Cumulative Distribution Function (CCDF)



Frequency Domain



Time Domain

**Calibration Laboratory of
Schmid & Partner
Engineering AG**
Zeughausstrasse 43, 8004 Zurich, Switzerland

Name: **LTE-FDD (SC-FDMA, 1 RB, 10 MHz, QPSK)**

Group: LTE-FDD
UID: 10175-CAH

PAR: ¹ **5.72 dB**
MIF: ² **-15.63 dB**

Standard Reference: 3GPP / ETSI TS 136.101 V8.4.0
3GPP / ETSI TS 136.213 V8.4.0
FCC OET KDB 941225 D05 SAR for LTE Devices v01

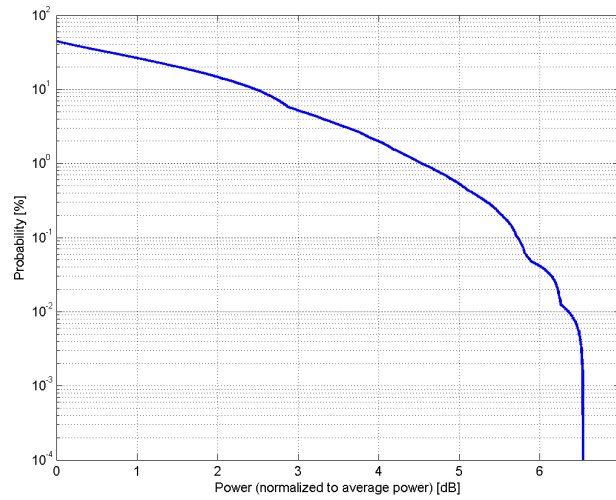
Category: Random amplitude modulation
Modulation: QPSK
Frequency Band: Band 1 (1920.0 - 1980.0 MHz)
Band 2 (1850.0 - 1910.0 MHz)
Band 3 (1710.0 - 1785.0 MHz)
Band 4 (1710.0 - 1755.0 MHz)
Band 5 (824.0 - 849.0 MHz)
Band 6 (830.0 - 840.0 MHz)
Band 7 (2500.0 - 2570.0 MHz)
Band 8 (880.0 - 915.0 MHz)
Band 9 (1749.9 - 1784.9 MHz)
Band 10 (1710.0 - 1770.0 MHz)
Band 11 (1427.9 - 1447.9 MHz)
Band 12 (699.0 - 716.0 MHz)
Band 13 (777.0 - 787.0 MHz)
Band 14 (788.0 - 798.0 MHz)
Band 17 (704.0 - 716.0 MHz)
Band 18 (815.0 - 830.0 MHz)
Band 19 (830.0 - 845.0 MHz)
Band 20 (832.0 - 862.0 MHz)
Band 21 (1447.9 - 1462.9 MHz)
Band 22 (3410.0 - 3490.0 MHz)
Band 23 (2000.0 - 2020.0 MHz)
Band 24 (1626.5 - 1660.5 MHz)
Band 25 (1850.0 - 1915.0 MHz)
Band 26 (814.0 - 849.0 MHz)
Band 27 (807.0 - 824.0 MHz)
Band 28 (703.0 - 748.0 MHz)
Band 30 (2305.0 - 2315.0 MHz)
Band 65 (1920.0 - 2010.0 MHz)
Band 66 (1710.0 - 1780.0 MHz)
Band 68 (698.0 - 728.0 MHz)
Band 70 (1695.0 - 1710.0 MHz)
Band 71 (663.0 - 698.0 MHz)
Band 74 (1427.0 - 1470.0 MHz)
Band 85 (698.0 - 716.0 MHz)
Validation band (0.0 - 6000.0 MHz)

Detailed Specification: Modulation Scheme: SC-FDMA
Number of PUSCHs: 1
Settings for Subframe #0 to #9:
Modulation Scheme: QPSK
Data Type: UL-SCH
Number RB: 1
Transport Block Size: 72
TBS Index: 5
MCS Index: 5
Data Type: PN9

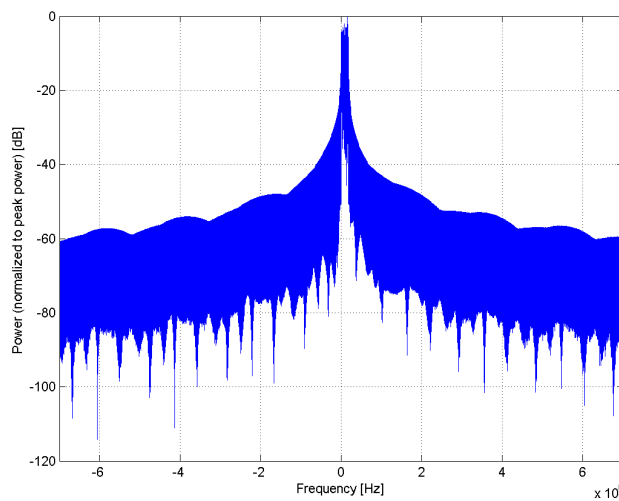
Bandwidth: 10.0 MHz
Integration Time: 10.0 ms

¹ PAR (0.1%) in accordance with FCC KDB 971168, Section 6.0 "Measurement of the Peak-to-Average Power Ratio (PAPR)"

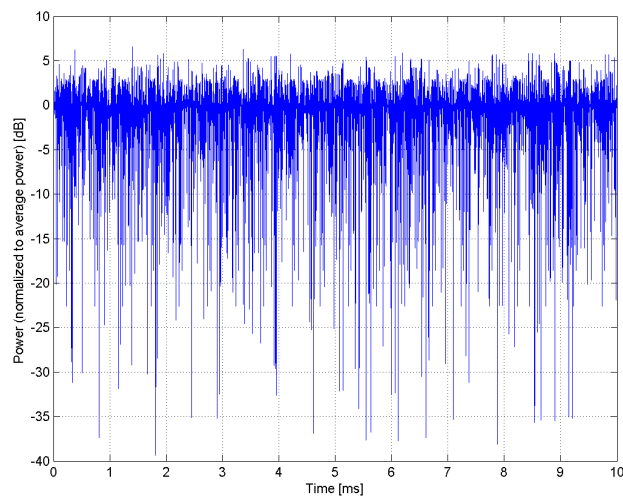
² Modulation Interference Factor (MIF) value valid only in conjunction with advanced probe response linearization calibration for the same communication system (same UID and version).



Complementary Cumulative Distribution Function (CCDF)



Frequency Domain



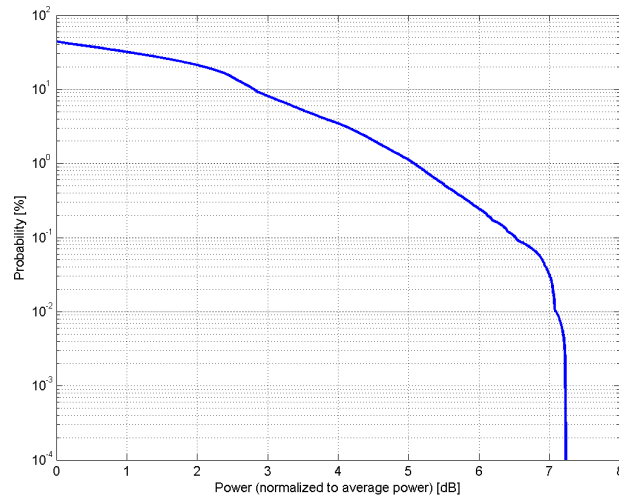
Time Domain

**Calibration Laboratory of
Schmid & Partner
Engineering AG**
Zeughausstrasse 43, 8004 Zurich, Switzerland

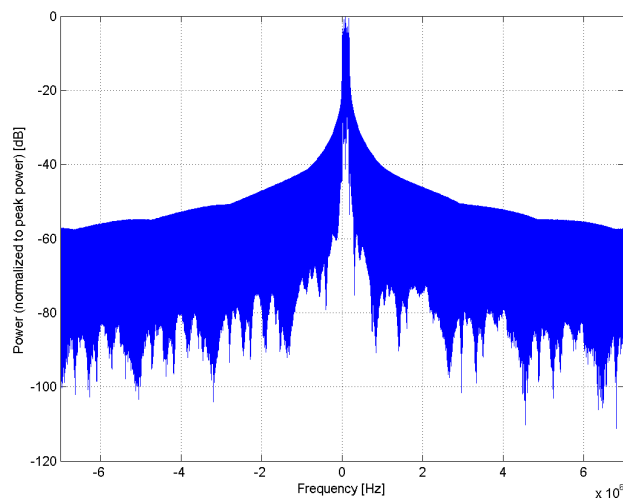
Name:	LTE-FDD (SC-FDMA, 1 RB, 10 MHz, 16-QAM)
Group:	LTE-FDD
UID:	10176-CAH
PAR: ¹	6.52 dB
MIF: ²	-9.76 dB
Standard Reference:	3GPP / ETSI TS 136.101 V8.4.0 3GPP / ETSI TS 136.213 V8.4.0 FCC OET KDB 941225 D05 SAR for LTE Devices v01
Category:	Random amplitude modulation
Modulation:	16-QAM
Frequency Band:	Band 1 (1920.0 - 1980.0 MHz) Band 2 (1850.0 - 1910.0 MHz) Band 3 (1710.0 - 1785.0 MHz) Band 4 (1710.0 - 1755.0 MHz) Band 5 (824.0 - 849.0 MHz) Band 6 (830.0 - 840.0 MHz) Band 7 (2500.0 - 2570.0 MHz) Band 8 (880.0 - 915.0 MHz) Band 9 (1749.9 - 1784.9 MHz) Band 10 (1710.0 - 1770.0 MHz) Band 11 (1427.9 - 1447.9 MHz) Band 12 (699.0 - 716.0 MHz) Band 13 (777.0 - 787.0 MHz) Band 14 (788.0 - 798.0 MHz) Band 17 (704.0 - 716.0 MHz) Band 18 (815.0 - 830.0 MHz) Band 19 (830.0 - 845.0 MHz) Band 20 (832.0 - 862.0 MHz) Band 21 (1447.9 - 1462.9 MHz) Band 22 (3410.0 - 3490.0 MHz) Band 23 (2000.0 - 2020.0 MHz) Band 24 (1626.5 - 1660.5 MHz) Band 25 (1850.0 - 1915.0 MHz) Band 26 (814.0 - 849.0 MHz) Band 27 (807.0 - 824.0 MHz) Band 28 (703.0 - 748.0 MHz) Band 30 (2305.0 - 2315.0 MHz) Band 65 (1920.0 - 2010.0 MHz) Band 66 (1710.0 - 1780.0 MHz) Band 68 (698.0 - 728.0 MHz) Band 70 (1695.0 - 1710.0 MHz) Band 71 (663.0 - 698.0 MHz) Band 74 (1427.0 - 1470.0 MHz) Band 85 (698.0 - 716.0 MHz) Validation band (0.0 - 6000.0 MHz)
Detailed Specification:	Modulation Scheme: SC-FDMA Number of PUSCHs: 1 Settings for Subframe #0 to #9: Modulation Scheme: QPSK Data Type: UL-SCH Number RB: 1 Transport Block Size: 256 TBS Index: 14 MCS Index: 15 Data Type: PN9
Bandwidth:	10.0 MHz
Integration Time:	10.0 ms

¹ PAR (0.1%) in accordance with FCC KDB 971168, Section 6.0 "Measurement of the Peak-to-Average Power Ratio (PAPR)"

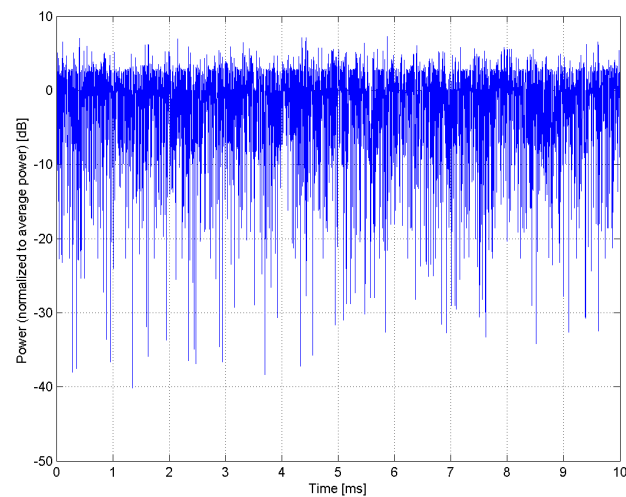
² Modulation Interference Factor (MIF) value valid only in conjunction with advanced probe response linearization calibration for the same communication system (same UID and version).



Complementary Cumulative Distribution Function (CCDF)



Frequency Domain



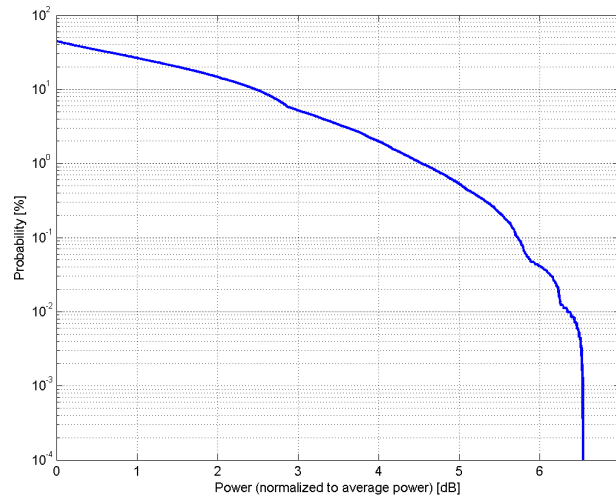
Time Domain

**Calibration Laboratory of
Schmid & Partner
Engineering AG**
Zeughausstrasse 43, 8004 Zurich, Switzerland

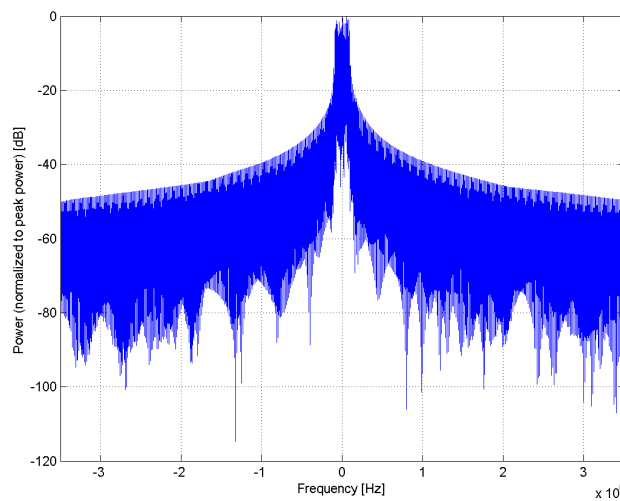
Name:	LTE-FDD (SC-FDMA, 1 RB, 5 MHz, QPSK)
Group:	LTE-FDD
UID:	10177-CAJ
PAR: ¹	5.73 dB
MIF: ²	-15.63 dB
Standard Reference:	3GPP / ETSI TS 136.101 V8.4.0 3GPP / ETSI TS 136.213 V8.4.0 FCC OET KDB 941225 D05 SAR for LTE Devices v01
Category:	Random amplitude modulation
Modulation:	QPSK
Frequency Band:	Band 1 (1920.0 - 1980.0 MHz) Band 2 (1850.0 - 1910.0 MHz) Band 3 (1710.0 - 1785.0 MHz) Band 4 (1710.0 - 1755.0 MHz) Band 5 (824.0 - 849.0 MHz) Band 6 (830.0 - 840.0 MHz) Band 7 (2500.0 - 2570.0 MHz) Band 8 (880.0 - 915.0 MHz) Band 9 (1749.9 - 1784.9 MHz) Band 10 (1710.0 - 1770.0 MHz) Band 11 (1427.9 - 1447.9 MHz) Band 12 (699.0 - 716.0 MHz) Band 13 (777.0 - 787.0 MHz) Band 14 (788.0 - 798.0 MHz) Band 17 (704.0 - 716.0 MHz) Band 18 (815.0 - 830.0 MHz) Band 19 (830.0 - 845.0 MHz) Band 20 (832.0 - 862.0 MHz) Band 21 (1447.9 - 1462.9 MHz) Band 22 (3410.0 - 3490.0 MHz) Band 23 (2000.0 - 2020.0 MHz) Band 24 (1626.5 - 1660.5 MHz) Band 25 (1850.0 - 1915.0 MHz) Band 26 (814.0 - 849.0 MHz) Band 27 (807.0 - 824.0 MHz) Band 28 (703.0 - 748.0 MHz) Band 30 (2305.0 - 2315.0 MHz) Band 31 (452.5 - 457.5 MHz) Band 65 (1920.0 - 2010.0 MHz) Band 66 (1710.0 - 1780.0 MHz) Band 68 (698.0 - 728.0 MHz) Band 70 (1695.0 - 1710.0 MHz) Band 71 (663.0 - 698.0 MHz) Band 72 (451.0 - 456.0 MHz) Band 73 (450.0 - 455.0 MHz) Band 74 (1427.0 - 1470.0 MHz) Band 85 (698.0 - 716.0 MHz) Validation band (0.0 - 6000.0 MHz)
Detailed Specification:	Modulation Scheme: SC-FDMA Number of PUSCHs: 1 Settings for Subframe #0 to #9: Modulation Scheme: QPSK Data Type: UL-SCH Number RB: 1 Transport Block Size: 72 TBS Index: 5 MCS Index: 5 Data Type: PN9
Bandwidth:	5.0 MHz
Integration Time:	10.0 ms

¹ PAR (0.1%) in accordance with FCC KDB 971168, Section 6.0 "Measurement of the Peak-to-Average Power Ratio (PAPR)"

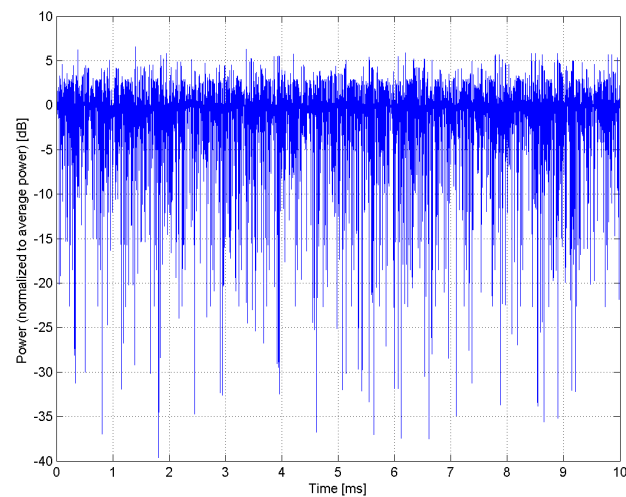
² Modulation Interference Factor (MIF) value valid only in conjunction with advanced probe response linearization calibration for the same communication system (same UID and version).



Complementary Cumulative Distribution Function (CCDF)



Frequency Domain



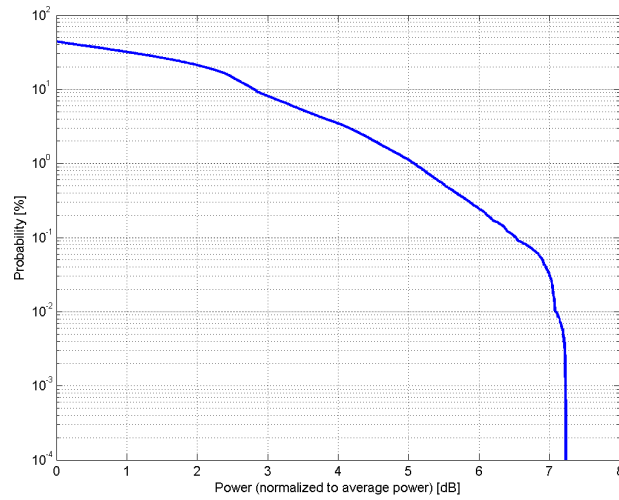
Time Domain

**Calibration Laboratory of
Schmid & Partner
Engineering AG**
Zeughausstrasse 43, 8004 Zurich, Switzerland

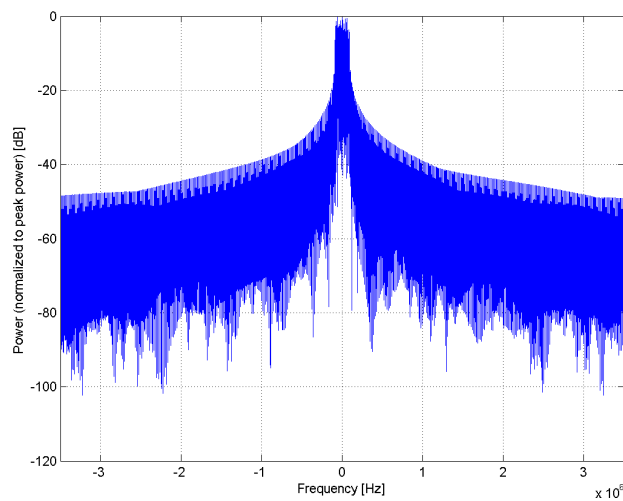
Name:	LTE-FDD (SC-FDMA, 1 RB, 5 MHz, 16-QAM)
Group:	LTE-FDD
UID:	10178-CAH
PAR: ¹	6.52 dB
MIF: ²	-9.76 dB
Standard Reference:	3GPP / ETSI TS 136.101 V8.4.0 3GPP / ETSI TS 136.213 V8.4.0 FCC OET KDB 941225 D05 SAR for LTE Devices v01
Category:	Random amplitude modulation
Modulation:	16-QAM
Frequency Band:	Band 1 (1920.0 - 1980.0 MHz) Band 2 (1850.0 - 1910.0 MHz) Band 3 (1710.0 - 1785.0 MHz) Band 4 (1710.0 - 1755.0 MHz) Band 5 (824.0 - 849.0 MHz) Band 6 (830.0 - 840.0 MHz) Band 7 (2500.0 - 2570.0 MHz) Band 8 (880.0 - 915.0 MHz) Band 9 (1749.9 - 1784.9 MHz) Band 10 (1710.0 - 1770.0 MHz) Band 11 (1427.9 - 1447.9 MHz) Band 12 (699.0 - 716.0 MHz) Band 13 (777.0 - 787.0 MHz) Band 14 (788.0 - 798.0 MHz) Band 17 (704.0 - 716.0 MHz) Band 18 (815.0 - 830.0 MHz) Band 19 (830.0 - 845.0 MHz) Band 20 (832.0 - 862.0 MHz) Band 21 (1447.9 - 1462.9 MHz) Band 22 (3410.0 - 3490.0 MHz) Band 23 (2000.0 - 2020.0 MHz) Band 24 (1626.5 - 1660.5 MHz) Band 25 (1850.0 - 1915.0 MHz) Band 26 (814.0 - 849.0 MHz) Band 27 (807.0 - 824.0 MHz) Band 28 (703.0 - 748.0 MHz) Band 30 (2305.0 - 2315.0 MHz) Band 31 (452.5 - 457.5 MHz) Band 65 (1920.0 - 2010.0 MHz) Band 66 (1710.0 - 1780.0 MHz) Band 68 (698.0 - 728.0 MHz) Band 70 (1695.0 - 1710.0 MHz) Band 71 (663.0 - 698.0 MHz) Band 72 (451.0 - 456.0 MHz) Band 73 (450.0 - 455.0 MHz) Band 74 (1427.0 - 1470.0 MHz) Band 85 (698.0 - 716.0 MHz) Validation band (0.0 - 6000.0 MHz)
Detailed Specification:	Modulation Scheme: SC-FDMA Number of PUSCHs: 1 Settings for Subframe #0 to #9: Modulation Scheme: 16QAM Data Type: UL-SCH Number RB: 1 Transport Block Size: 256 TBS Index: 14 MCS Index: 15 Data Type: PN9
Bandwidth:	5.0 MHz
Integration Time:	10.0 ms

¹ PAR (0.1%) in accordance with FCC KDB 971168, Section 6.0 "Measurement of the Peak-to-Average Power Ratio (PAPR)"

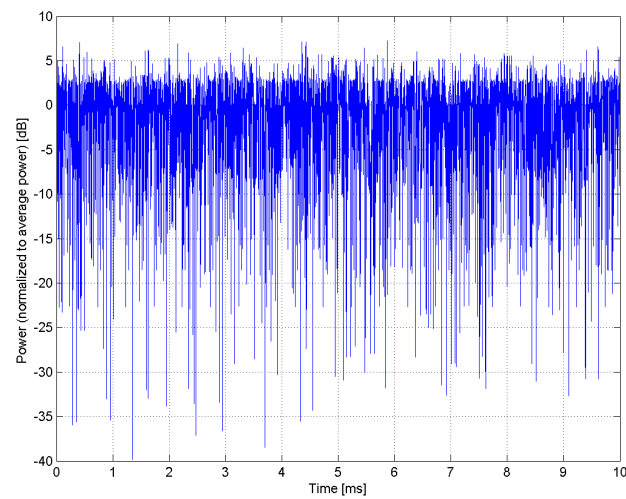
² Modulation Interference Factor (MIF) value valid only in conjunction with advanced probe response linearization calibration for the same communication system (same UID and version).



Complementary Cumulative Distribution Function (CCDF)



Frequency Domain



Time Domain

**Calibration Laboratory of
Schmid & Partner
Engineering AG**
Zeughausstrasse 43, 8004 Zurich, Switzerland

Name: **LTE-FDD (SC-FDMA, 1 RB, 10 MHz, 64-QAM)**

Group: LTE-FDD
UID: 10179-CAH

PAR: ¹ **6.50 dB**
MIF: ² **-9.93 dB**

Standard Reference: 3GPP / ETSI TS 136.101 V8.4.0
3GPP / ETSI TS 136.213 V8.4.0
FCC OET KDB 941225 D05 SAR for LTE Devices v01

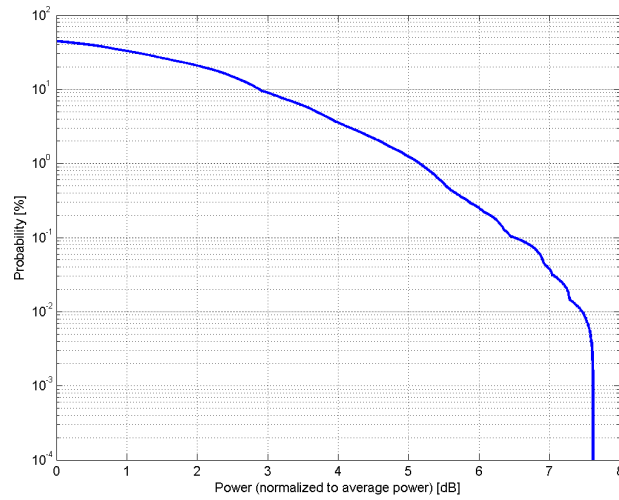
Category: Random amplitude modulation
Modulation: 64-QAM
Frequency Band: Band 1 (1920.0 - 1980.0 MHz)
Band 2 (1850.0 - 1910.0 MHz)
Band 3 (1710.0 - 1785.0 MHz)
Band 4 (1710.0 - 1755.0 MHz)
Band 5 (824.0 - 849.0 MHz)
Band 6 (830.0 - 840.0 MHz)
Band 7 (2500.0 - 2570.0 MHz)
Band 8 (880.0 - 915.0 MHz)
Band 9 (1749.9 - 1784.9 MHz)
Band 10 (1710.0 - 1770.0 MHz)
Band 11 (1427.9 - 1447.9 MHz)
Band 12 (699.0 - 716.0 MHz)
Band 13 (777.0 - 787.0 MHz)
Band 14 (788.0 - 798.0 MHz)
Band 17 (704.0 - 716.0 MHz)
Band 18 (815.0 - 830.0 MHz)
Band 19 (830.0 - 845.0 MHz)
Band 20 (832.0 - 862.0 MHz)
Band 21 (1447.9 - 1462.9 MHz)
Band 22 (3410.0 - 3490.0 MHz)
Band 23 (2000.0 - 2020.0 MHz)
Band 24 (1626.5 - 1660.5 MHz)
Band 25 (1850.0 - 1915.0 MHz)
Band 26 (814.0 - 849.0 MHz)
Band 27 (807.0 - 824.0 MHz)
Band 28 (703.0 - 748.0 MHz)
Band 30 (2305.0 - 2315.0 MHz)
Band 65 (1920.0 - 2010.0 MHz)
Band 66 (1710.0 - 1780.0 MHz)
Band 68 (698.0 - 728.0 MHz)
Band 70 (1695.0 - 1710.0 MHz)
Band 71 (663.0 - 698.0 MHz)
Band 74 (1427.0 - 1470.0 MHz)
Band 85 (698.0 - 716.0 MHz)
Validation band (0.0 - 6000.0 MHz)

Detailed Specification: Modulation Scheme: SC-FDMA
Number of PUSCHs: 1
Settings for Subframe #0 to #9:
Modulation Scheme: 64QAM
Data Type: UL-SCH
Number RB: 1
Transport Block Size: 552
TBS Index: 23
MCS Index: 25
Data Type: PN9

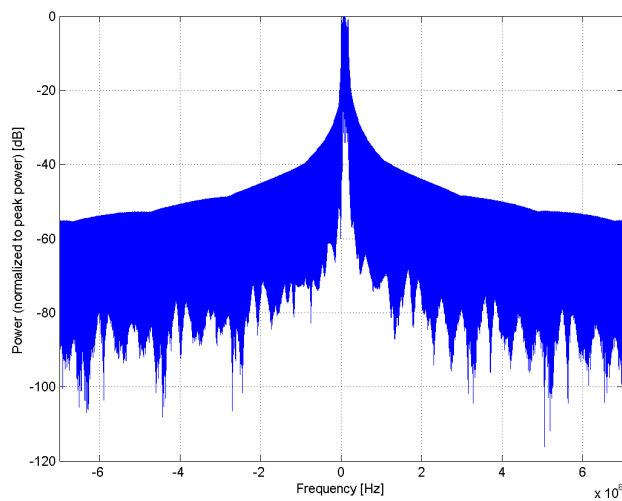
Bandwidth: 10.0 MHz
Integration Time: 10.0 ms

¹ PAR (0.1%) in accordance with FCC KDB 971168, Section 6.0 "Measurement of the Peak-to-Average Power Ratio (PAPR)"

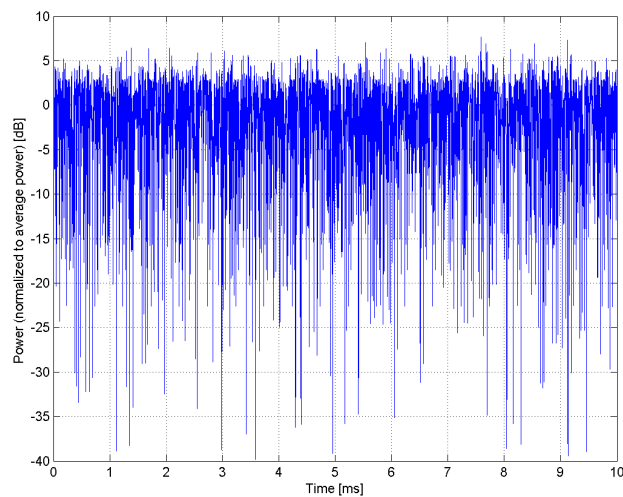
² Modulation Interference Factor (MIF) value valid only in conjunction with advanced probe response linearization calibration for the same communication system (same UID and version).



Complementary Cumulative Distribution Function (CCDF)



Frequency Domain



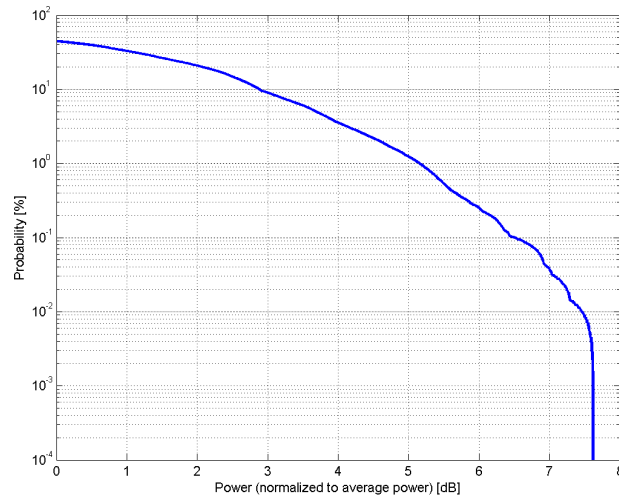
Time Domain

**Calibration Laboratory of
Schmid & Partner
Engineering AG**
Zeughausstrasse 43, 8004 Zurich, Switzerland

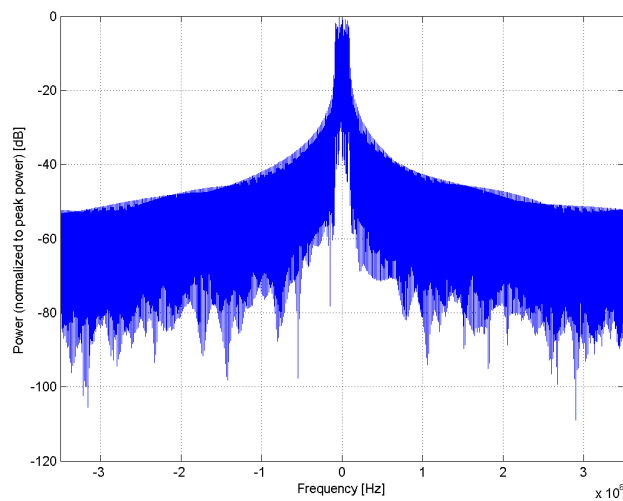
Name:	LTE-FDD (SC-FDMA, 1 RB, 5 MHz, 64-QAM)
Group:	LTE-FDD
UID:	10180-CAH
PAR: ¹	6.50 dB
MIF: ²	-9.93 dB
Standard Reference:	3GPP / ETSI TS 136.101 V8.4.0 3GPP / ETSI TS 136.213 V8.4.0 FCC OET KDB 941225 D05 SAR for LTE Devices v01
Category:	Random amplitude modulation
Modulation:	64-QAM
Frequency Band:	Band 1 (1920.0 - 1980.0 MHz) Band 2 (1850.0 - 1910.0 MHz) Band 3 (1710.0 - 1785.0 MHz) Band 4 (1710.0 - 1755.0 MHz) Band 5 (824.0 - 849.0 MHz) Band 6 (830.0 - 840.0 MHz) Band 7 (2500.0 - 2570.0 MHz) Band 8 (880.0 - 915.0 MHz) Band 9 (1749.9 - 1784.9 MHz) Band 10 (1710.0 - 1770.0 MHz) Band 11 (1427.9 - 1447.9 MHz) Band 12 (699.0 - 716.0 MHz) Band 13 (777.0 - 787.0 MHz) Band 14 (788.0 - 798.0 MHz) Band 17 (704.0 - 716.0 MHz) Band 18 (815.0 - 830.0 MHz) Band 19 (830.0 - 845.0 MHz) Band 20 (832.0 - 862.0 MHz) Band 21 (1447.9 - 1462.9 MHz) Band 22 (3410.0 - 3490.0 MHz) Band 23 (2000.0 - 2020.0 MHz) Band 24 (1626.5 - 1660.5 MHz) Band 25 (1850.0 - 1915.0 MHz) Band 26 (814.0 - 849.0 MHz) Band 27 (807.0 - 824.0 MHz) Band 28 (703.0 - 748.0 MHz) Band 30 (2305.0 - 2315.0 MHz) Band 31 (452.5 - 457.5 MHz) Band 65 (1920.0 - 2010.0 MHz) Band 66 (1710.0 - 1780.0 MHz) Band 68 (698.0 - 728.0 MHz) Band 70 (1695.0 - 1710.0 MHz) Band 71 (663.0 - 698.0 MHz) Band 72 (451.0 - 456.0 MHz) Band 73 (450.0 - 455.0 MHz) Band 74 (1427.0 - 1470.0 MHz) Band 85 (698.0 - 716.0 MHz) Validation band (0.0 - 6000.0 MHz)
Detailed Specification:	Modulation Scheme: SC-FDMA Number of PUSCHs: 1 Settings for Subframe #0 to #9: Modulation Scheme: 64QAM Data Type: UL-SCH Number RB: 1 Transport Block Size: 552 TBS Index: 23 MCS Index: 25 Data Type: PN9
Bandwidth:	5.0 MHz
Integration Time:	10.0 ms

¹ PAR (0.1%) in accordance with FCC KDB 971168, Section 6.0 "Measurement of the Peak-to-Average Power Ratio (PAPR)"

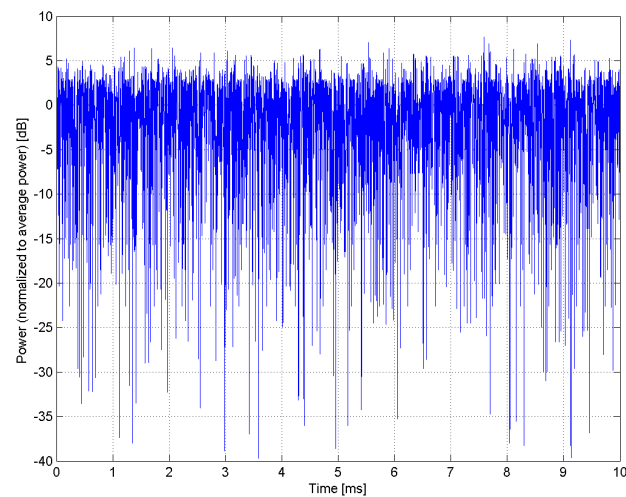
² Modulation Interference Factor (MIF) value valid only in conjunction with advanced probe response linearization calibration for the same communication system (same UID and version).



Complementary Cumulative Distribution Function (CCDF)



Frequency Domain



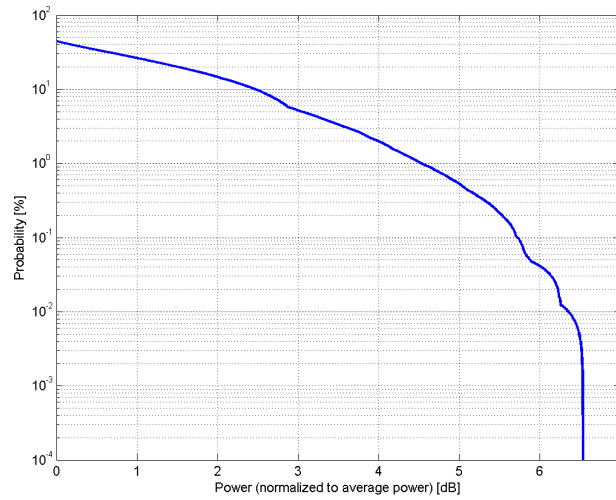
Time Domain

**Calibration Laboratory of
Schmid & Partner
Engineering AG**
Zeughausstrasse 43, 8004 Zurich, Switzerland

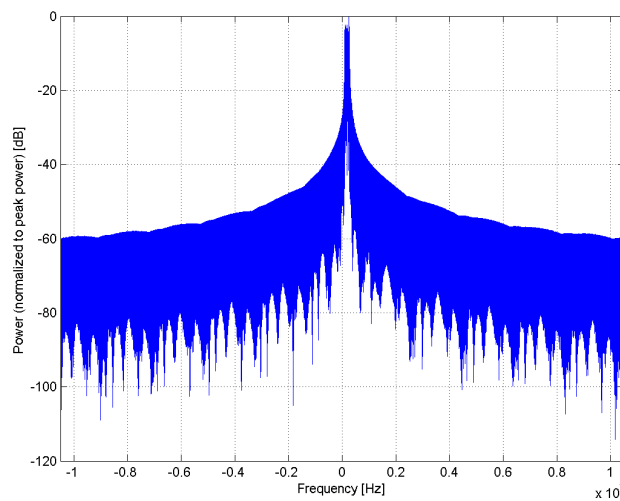
Name:	LTE-FDD (SC-FDMA, 1 RB, 15 MHz, QPSK)
Group:	LTE-FDD
UID:	10181-CAF
PAR: ¹	5.72 dB
MIF: ²	-15.63 dB
Standard Reference:	3GPP / ETSI TS 136.101 V8.4.0 3GPP / ETSI TS 136.213 V8.4.0 FCC OET KDB 941225 D05 SAR for LTE Devices v01
Category:	Random amplitude modulation
Modulation:	QPSK
Frequency Band:	Band 1 (1920.0 - 1980.0 MHz) Band 2 (1850.0 - 1910.0 MHz) Band 3 (1710.0 - 1785.0 MHz) Band 4 (1710.0 - 1755.0 MHz) Band 7 (2500.0 - 2570.0 MHz) Band 9 (1749.9 - 1784.9 MHz) Band 10 (1710.0 - 1770.0 MHz) Band 18 (815.0 - 830.0 MHz) Band 19 (830.0 - 845.0 MHz) Band 20 (832.0 - 862.0 MHz) Band 21 (1447.9 - 1462.9 MHz) Band 22 (3410.0 - 3490.0 MHz) Band 23 (2000.0 - 2020.0 MHz) Band 25 (1850.0 - 1915.0 MHz) Band 26 (814.0 - 849.0 MHz) Band 28 (703.0 - 748.0 MHz) Band 65 (1920.0 - 2010.0 MHz) Band 66 (1710.0 - 1780.0 MHz) Band 68 (698.0 - 728.0 MHz) Band 70 (1695.0 - 1710.0 MHz) Band 71 (663.0 - 698.0 MHz) Band 74 (1427.0 - 1470.0 MHz) Validation band (0.0 - 6000.0 MHz)
Detailed Specification:	Modulation Scheme: SC-FDMA Number of PUSCHs: 1 Settings for Subframe #0 to #9: Modulation Scheme: QPSK Data Type: UL-SCH Number RB: 1 Transport Block Size: 72 TBS Index: 14 MCS Index: 15 Data Type: PN9
Bandwidth:	15.0 MHz
Integration Time:	10.0 ms

¹ PAR (0.1%) in accordance with FCC KDB 971168, Section 6.0 "Measurement of the Peak-to-Average Power Ratio (PAPR)"

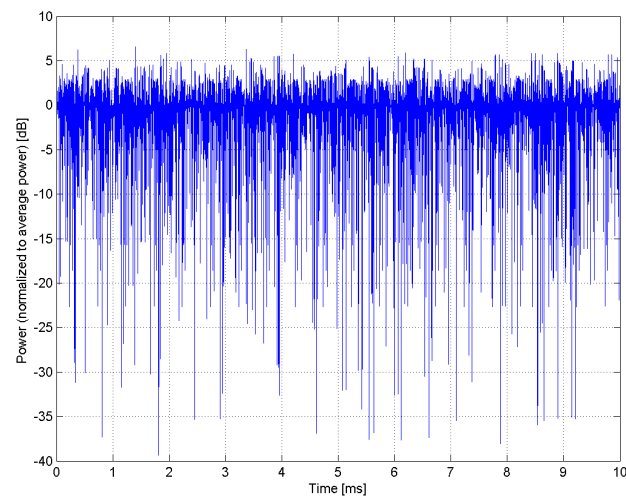
² Modulation Interference Factor (MIF) value valid only in conjunction with advanced probe response linearization calibration for the same communication system (same UID and version).



Complementary Cumulative Distribution Function (CCDF)



Frequency Domain



Time Domain

**Calibration Laboratory of
Schmid & Partner
Engineering AG**
Zeughausstrasse 43, 8004 Zurich, Switzerland

Name: **LTE-FDD (SC-FDMA, 1 RB, 15 MHz, 16-QAM)**

Group: LTE-FDD
UID: 10182-CAF

PAR: ¹ **6.52 dB**
MIF: ² **-9.76 dB**

Standard Reference: 3GPP / ETSI TS 136.101 V8.4.0
3GPP / ETSI TS 136.213 V8.4.0
FCC OET KDB 941225 D05 SAR for LTE Devices v01

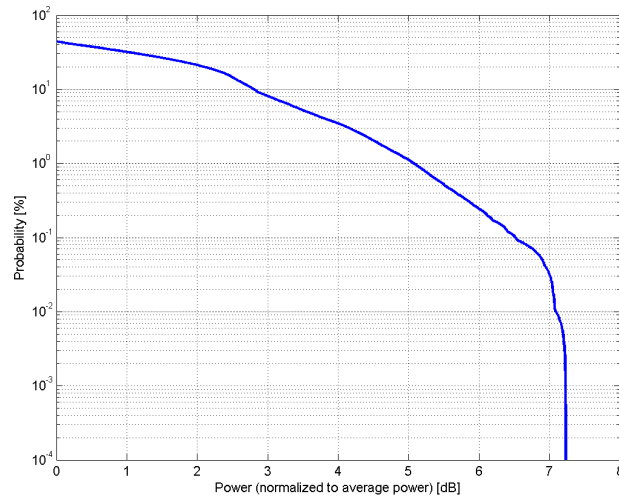
Category: Random amplitude modulation
Modulation: 16-QAM
Frequency Band: Band 1 (1920.0 - 1980.0 MHz)
Band 2 (1850.0 - 1910.0 MHz)
Band 3 (1710.0 - 1785.0 MHz)
Band 4 (1710.0 - 1755.0 MHz)
Band 7 (2500.0 - 2570.0 MHz)
Band 9 (1749.9 - 1784.9 MHz)
Band 10 (1710.0 - 1770.0 MHz)
Band 18 (815.0 - 830.0 MHz)
Band 19 (830.0 - 845.0 MHz)
Band 20 (832.0 - 862.0 MHz)
Band 21 (1447.9 - 1462.9 MHz)
Band 22 (3410.0 - 3490.0 MHz)
Band 23 (2000.0 - 2020.0 MHz)
Band 25 (1850.0 - 1915.0 MHz)
Band 26 (814.0 - 849.0 MHz)
Band 28 (703.0 - 748.0 MHz)
Band 65 (1920.0 - 2010.0 MHz)
Band 66 (1710.0 - 1780.0 MHz)
Band 68 (698.0 - 728.0 MHz)
Band 70 (1695.0 - 1710.0 MHz)
Band 71 (663.0 - 698.0 MHz)
Band 74 (1427.0 - 1470.0 MHz)
Validation band (0.0 - 6000.0 MHz)

Detailed Specification: Modulation Scheme: SC-FDMA
Number of PUSCHs: 1
Settings for Subframe #0 to #9:
Modulation Scheme: 16QAM
Data Type: UL-SCH
Number RB: 1
Transport Block Size: 256
TBS Index: 14
MCS Index: 15
Data Type: PN9

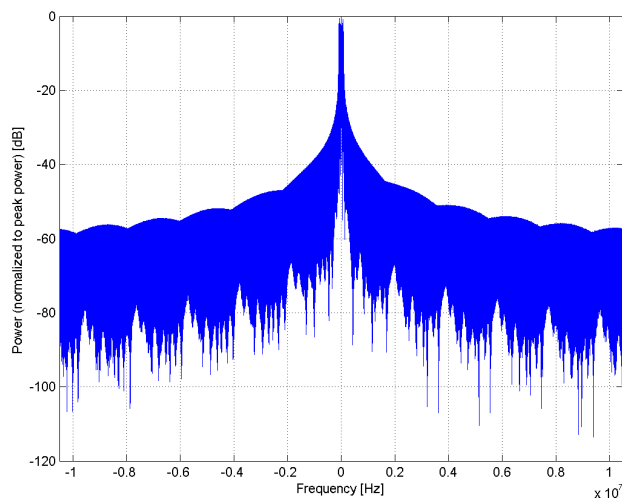
Bandwidth: 15.0 MHz
Integration Time: 10.0 ms

¹ PAR (0.1%) in accordance with FCC KDB 971168, Section 6.0 "Measurement of the Peak-to-Average Power Ratio (PAPR)"

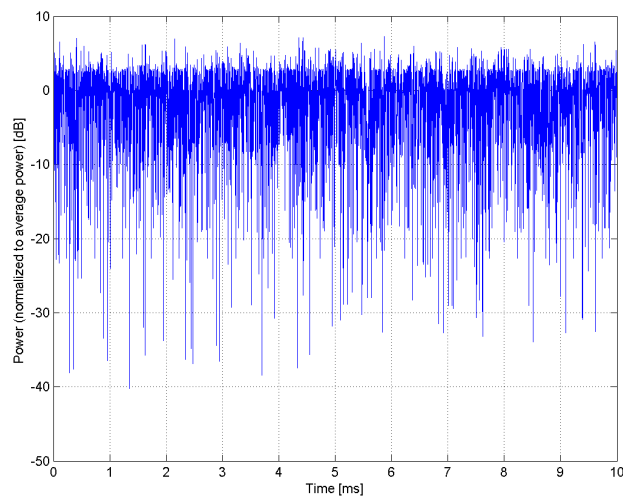
² Modulation Interference Factor (MIF) value valid only in conjunction with advanced probe response linearization calibration for the same communication system (same UID and version).



Complementary Cumulative Distribution Function (CCDF)



Frequency Domain



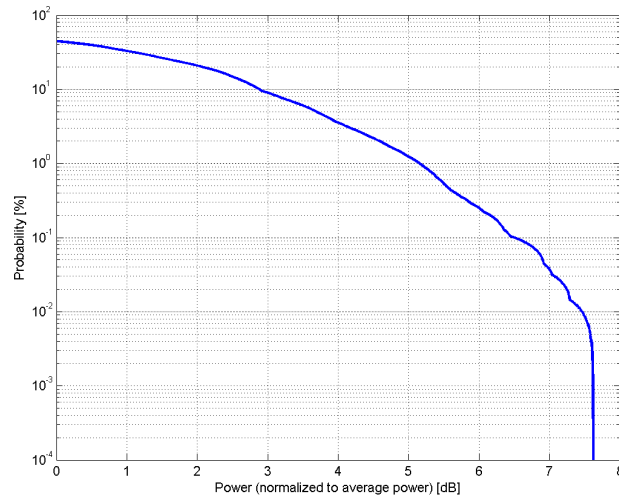
Time Domain

**Calibration Laboratory of
Schmid & Partner
Engineering AG**
Zeughausstrasse 43, 8004 Zurich, Switzerland

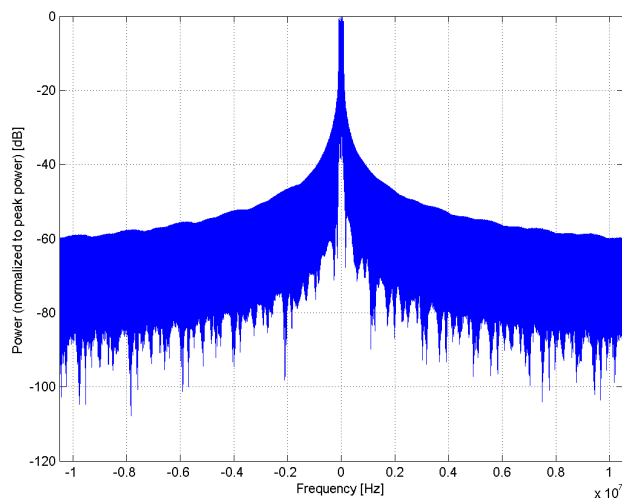
Name:	LTE-FDD (SC-FDMA, 1 RB, 15 MHz, 64-QAM)
Group:	LTE-FDD
UID:	10183-AAE
PAR: ¹	6.50 dB
MIF: ²	-9.93 dB
Standard Reference:	3GPP / ETSI TS 136.101 V8.4.0 3GPP / ETSI TS 136.213 V8.4.0 FCC OET KDB 941225 D05 SAR for LTE Devices v01
Category:	Random amplitude modulation
Modulation:	64-QAM
Frequency Band:	Band 1 (1920.0 - 1980.0 MHz) Band 2 (1850.0 - 1910.0 MHz) Band 3 (1710.0 - 1785.0 MHz) Band 4 (1710.0 - 1755.0 MHz) Band 7 (2500.0 - 2570.0 MHz) Band 9 (1749.9 - 1784.9 MHz) Band 10 (1710.0 - 1770.0 MHz) Band 18 (815.0 - 830.0 MHz) Band 19 (830.0 - 845.0 MHz) Band 20 (832.0 - 862.0 MHz) Band 21 (1447.9 - 1462.9 MHz) Band 22 (3410.0 - 3490.0 MHz) Band 23 (2000.0 - 2020.0 MHz) Band 25 (1850.0 - 1915.0 MHz) Band 26 (814.0 - 849.0 MHz) Band 28 (703.0 - 748.0 MHz) Band 65 (1920.0 - 2010.0 MHz) Band 66 (1710.0 - 1780.0 MHz) Band 68 (698.0 - 728.0 MHz) Band 70 (1695.0 - 1710.0 MHz) Band 71 (663.0 - 698.0 MHz) Band 74 (1427.0 - 1470.0 MHz) Validation band (0.0 - 6000.0 MHz)
Detailed Specification:	Modulation Scheme: SC-FDMA Number of PUSCHs: 1 Settings for Subframe #0 to #9: Modulation Scheme: 64QAM Data Type: UL-SCH Number RB: 1 Transport Block Size: 552 TBS Index: 23 MCS Index: 25 Data Type: PN9
Bandwidth:	15.0 MHz
Integration Time:	100.0 ms

¹ PAR (0.1%) in accordance with FCC KDB 971168, Section 6.0 "Measurement of the Peak-to-Average Power Ratio (PAPR)"

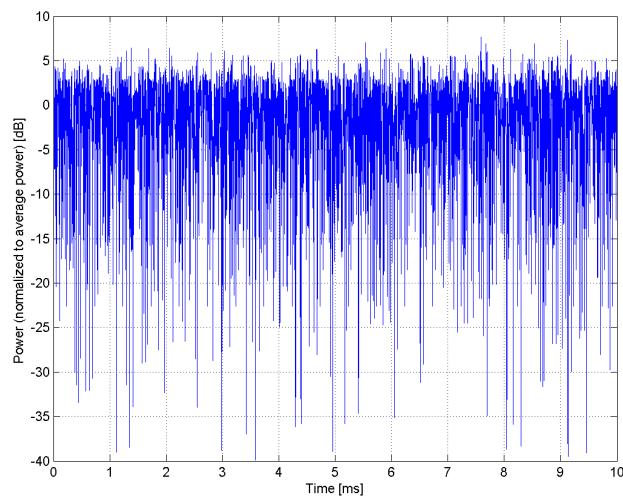
² Modulation Interference Factor (MIF) value valid only in conjunction with advanced probe response linearization calibration for the same communication system (same UID and version).



Complementary Cumulative Distribution Function (CCDF)



Frequency Domain



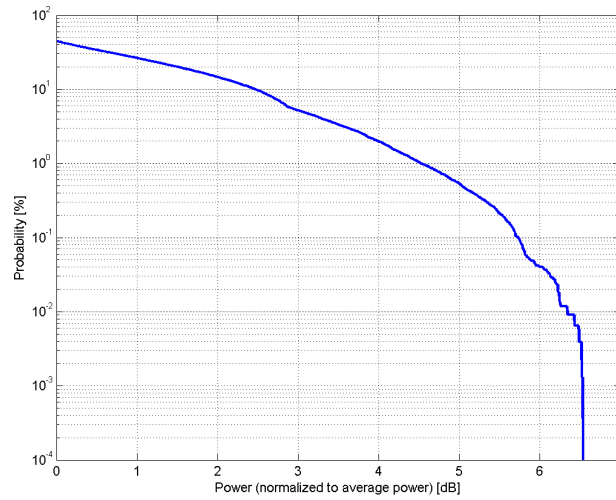
Time Domain

**Calibration Laboratory of
Schmid & Partner
Engineering AG**
Zeughausstrasse 43, 8004 Zurich, Switzerland

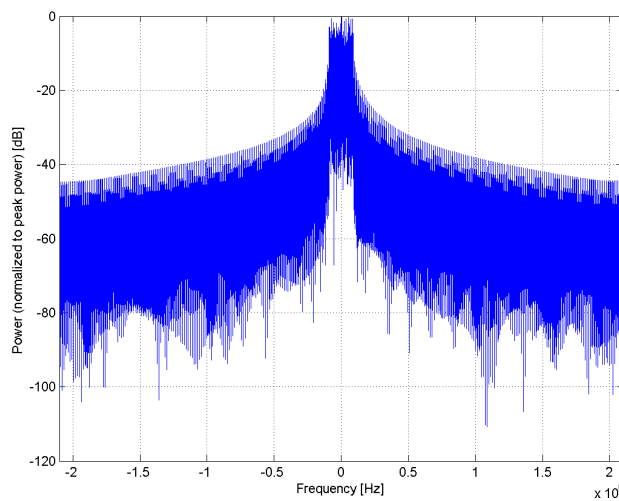
Name:	LTE-FDD (SC-FDMA, 1 RB, 3 MHz, QPSK)
Group:	LTE-FDD
UID:	10184-CAF
PAR: ¹	5.73 dB
MIF: ²	-15.62 dB
Standard Reference:	3GPP / ETSI TS 136.101 V8.4.0 3GPP / ETSI TS 136.213 V8.4.0 FCC OET KDB 941225 D05 SAR for LTE Devices v01
Category:	Random amplitude modulation
Modulation:	QPSK
Frequency Band:	Band 2 (1850.0 - 1910.0 MHz) Band 3 (1710.0 - 1785.0 MHz) Band 4 (1710.0 - 1755.0 MHz) Band 5 (824.0 - 849.0 MHz) Band 8 (880.0 - 915.0 MHz) Band 12 (699.0 - 716.0 MHz) Band 23 (2000.0 - 2020.0 MHz) Band 25 (1850.0 - 1915.0 MHz) Band 26 (814.0 - 849.0 MHz) Band 27 (807.0 - 824.0 MHz) Band 28 (703.0 - 748.0 MHz) Band 31 (452.5 - 457.5 MHz) Band 66 (1710.0 - 1780.0 MHz) Band 72 (451.0 - 456.0 MHz) Band 73 (450.0 - 455.0 MHz) Band 74 (1427.0 - 1470.0 MHz) Validation band (0.0 - 6000.0 MHz)
Detailed Specification:	Modulation Scheme: SC-FDMA Number of PUSCHs: 1 Settings for Subframe #0 to #9: Modulation Scheme: QPSK Data Type: UL-SCH Number RB: 1 Transport Block Size: 72 TBS Index: 5 MCS Index: 5 Data Type: PN9
Bandwidth:	3.0 MHz
Integration Time:	10.0 ms

¹ PAR (0.1%) in accordance with FCC KDB 971168, Section 6.0 "Measurement of the Peak-to-Average Power Ratio (PAPR)"

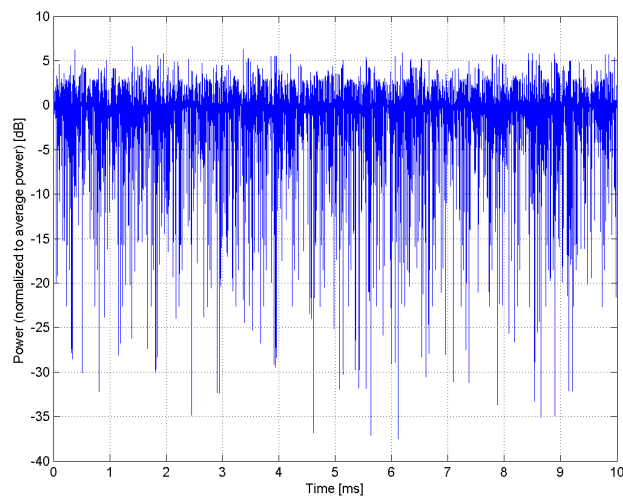
² Modulation Interference Factor (MIF) value valid only in conjunction with advanced probe response linearization calibration for the same communication system (same UID and version).



Complementary Cumulative Distribution Function (CCDF)



Frequency Domain



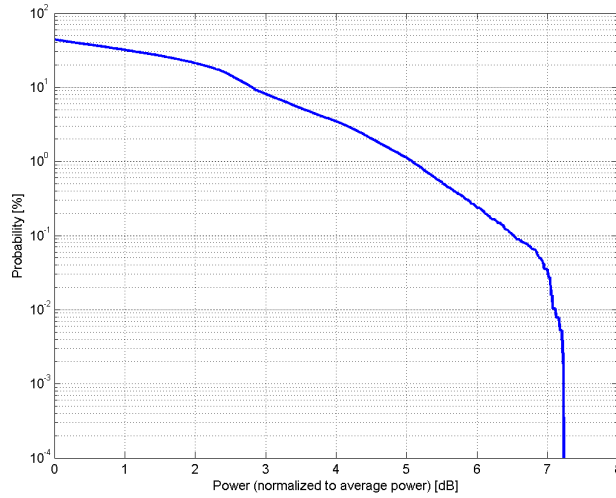
Time Domain

**Calibration Laboratory of
Schmid & Partner
Engineering AG**
Zeughausstrasse 43, 8004 Zurich, Switzerland

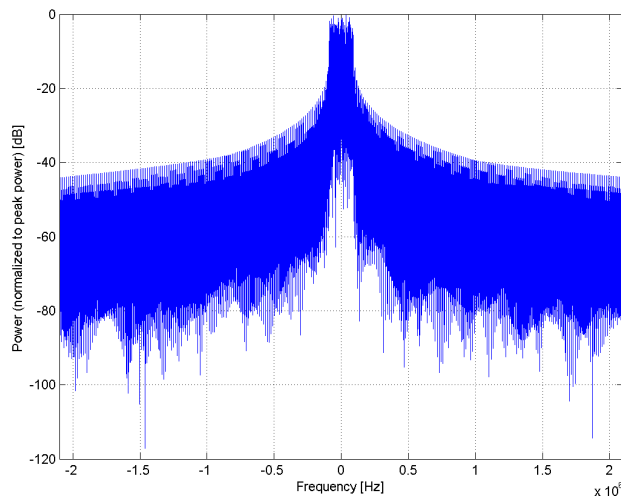
Name:	LTE-FDD (SC-FDMA, 1 RB, 3 MHz, 16-QAM)
Group:	LTE-FDD
UID:	10185-CAF
PAR: ¹	6.51 dB
MIF: ²	-9.76 dB
Standard Reference:	3GPP / ETSI TS 136.101 V8.4.0 3GPP / ETSI TS 136.213 V8.4.0 FCC OET KDB 941225 D05 SAR for LTE Devices v01
Category:	Random amplitude modulation
Modulation:	16-QAM
Frequency Band:	Band 2 (1850.0 - 1910.0 MHz) Band 3 (1710.0 - 1785.0 MHz) Band 4 (1710.0 - 1755.0 MHz) Band 5 (824.0 - 849.0 MHz) Band 8 (880.0 - 915.0 MHz) Band 12 (699.0 - 716.0 MHz) Band 23 (2000.0 - 2020.0 MHz) Band 25 (1850.0 - 1915.0 MHz) Band 26 (814.0 - 849.0 MHz) Band 27 (807.0 - 824.0 MHz) Band 28 (703.0 - 748.0 MHz) Band 31 (452.5 - 457.5 MHz) Band 66 (1710.0 - 1780.0 MHz) Band 72 (451.0 - 456.0 MHz) Band 73 (450.0 - 455.0 MHz) Band 74 (1427.0 - 1470.0 MHz) Validation band (0.0 - 6000.0 MHz)
Detailed Specification:	Modulation Scheme: SC-FDMA Number of PUSCHs: 1 Settings for Subframe #0 to #9: Modulation Scheme: 16QAM Data Type: UL-SCH Number RB: 1 Transport Block Size: 256 TBS Index: 14 MCS Index: 15 Data Type: PN9
Bandwidth:	3.0 MHz
Integration Time:	10.0 ms

¹ PAR (0.1%) in accordance with FCC KDB 971168, Section 6.0 "Measurement of the Peak-to-Average Power Ratio (PAPR)"

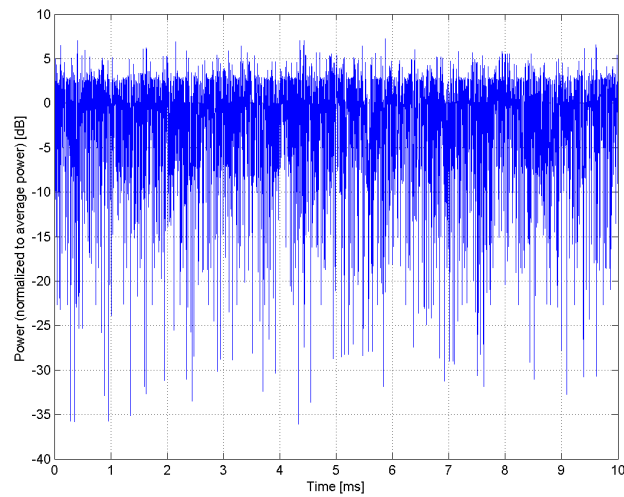
² Modulation Interference Factor (MIF) value valid only in conjunction with advanced probe response linearization calibration for the same communication system (same UID and version).



Complementary Cumulative Distribution Function (CCDF)



Frequency Domain



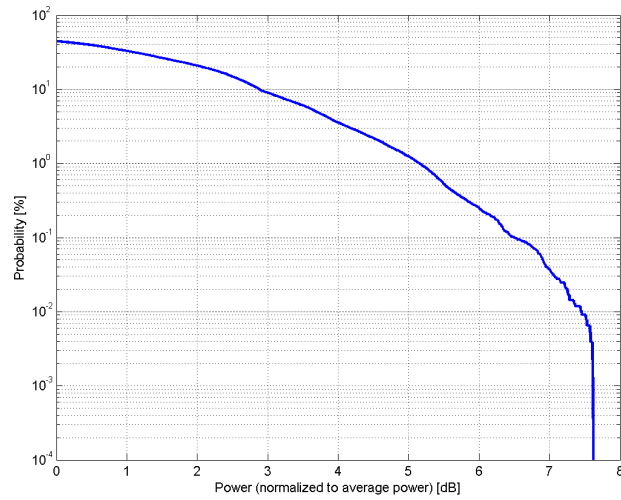
Time Domain

**Calibration Laboratory of
Schmid & Partner
Engineering AG**
Zeughausstrasse 43, 8004 Zurich, Switzerland

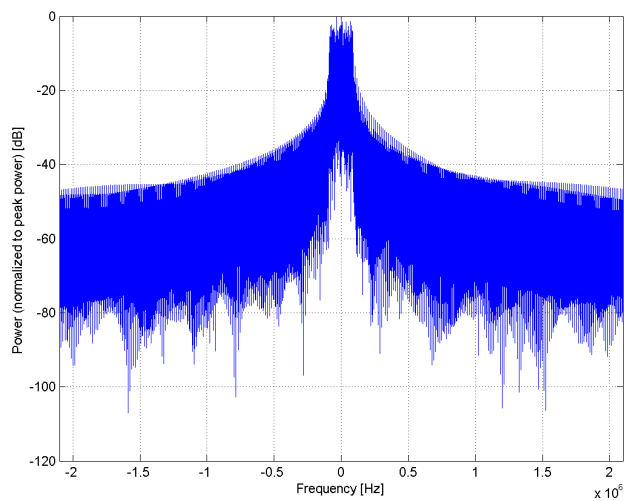
Name:	LTE-FDD (SC-FDMA, 1 RB, 3 MHz, 64-QAM)
Group:	LTE-FDD
UID:	10186-AAF
PAR: ¹	6.50 dB
MIF: ²	-9.93 dB
Standard Reference:	3GPP / ETSI TS 136.101 V8.4.0 3GPP / ETSI TS 136.213 V8.4.0 FCC OET KDB 941225 D05 SAR for LTE Devices v01
Category:	Random amplitude modulation
Modulation:	64-QAM
Frequency Band:	Band 2 (1850.0 - 1910.0 MHz) Band 3 (1710.0 - 1785.0 MHz) Band 4 (1710.0 - 1755.0 MHz) Band 5 (824.0 - 849.0 MHz) Band 8 (880.0 - 915.0 MHz) Band 12 (699.0 - 716.0 MHz) Band 23 (2000.0 - 2020.0 MHz) Band 25 (1850.0 - 1915.0 MHz) Band 26 (814.0 - 849.0 MHz) Band 27 (807.0 - 824.0 MHz) Band 28 (703.0 - 748.0 MHz) Band 31 (452.5 - 457.5 MHz) Band 66 (1710.0 - 1780.0 MHz) Band 72 (451.0 - 456.0 MHz) Band 73 (450.0 - 455.0 MHz) Band 74 (1427.0 - 1470.0 MHz) Validation band (0.0 - 6000.0 MHz)
Detailed Specification:	Modulation Scheme: SC-FDMA Number of PUSCHs: 1 Settings for Subframe #0 to #9: Modulation Scheme: 64QAM Data Type: UL-SCH Number RB: 1 Transport Block Size: 552 TBS Index: 23 MCS Index: 25 Data Type: PN9
Bandwidth:	3.0 MHz
Integration Time:	100.0 ms

¹ PAR (0.1%) in accordance with FCC KDB 971168, Section 6.0 "Measurement of the Peak-to-Average Power Ratio (PAPR)"

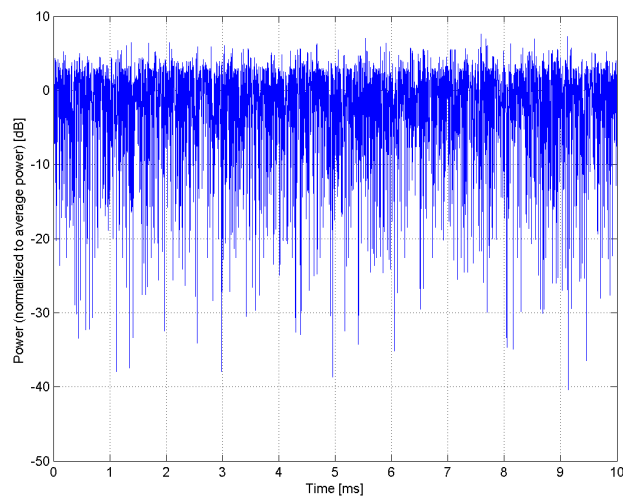
² Modulation Interference Factor (MIF) value valid only in conjunction with advanced probe response linearization calibration for the same communication system (same UID and version).



Complementary Cumulative Distribution Function (CCDF)



Frequency Domain



Time Domain

**Calibration Laboratory of
Schmid & Partner
Engineering AG**
Zeughausstrasse 43, 8004 Zurich, Switzerland

Name: **LTE-FDD (SC-FDMA, 1 RB, 1.4 MHz, QPSK)**

Group: LTE-FDD
UID: 10187-CAG

PAR: ¹ **5.73 dB**
MIF: ² **-15.62 dB**

Standard Reference: 3GPP / ETSI TS 136.101 V8.4.0
3GPP / ETSI TS 136.213 V8.4.0
FCC OET KDB 941225 D05 SAR for LTE Devices v01

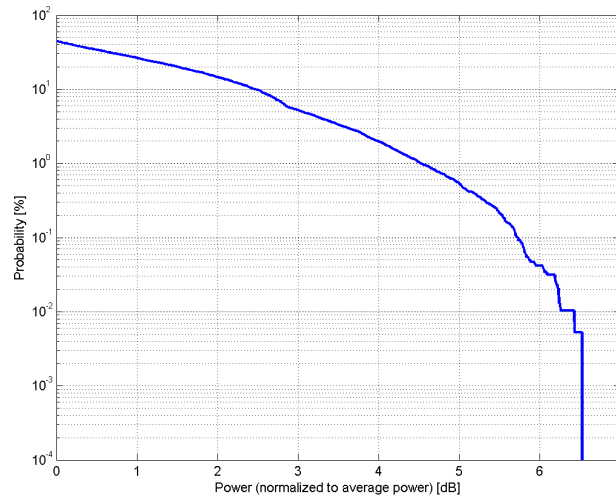
Category: Random amplitude modulation
Modulation: QPSK
Frequency Band: Band 2 (1850.0 - 1910.0 MHz)
Band 3 (1710.0 - 1785.0 MHz)
Band 4 (1710.0 - 1755.0 MHz)
Band 5 (824.0 - 849.0 MHz)
Band 8 (880.0 - 915.0 MHz)
Band 12 (699.0 - 716.0 MHz)
Band 23 (2000.0 - 2020.0 MHz)
Band 25 (1850.0 - 1915.0 MHz)
Band 26 (814.0 - 849.0 MHz)
Band 27 (807.0 - 824.0 MHz)
Band 31 (452.5 - 457.5 MHz)
Band 65 (1920.0 - 2010.0 MHz)
Band 66 (1710.0 - 1780.0 MHz)
Band 72 (451.0 - 456.0 MHz)
Band 73 (450.0 - 455.0 MHz)
Band 74 (1427.0 - 1470.0 MHz)
Validation band (0.0 - 6000.0 MHz)

Detailed Specification: Modulation Scheme: SC-FDMA
Number of PUSCHs: 1
Settings for Subframe #0 to #9:
Modulation Scheme: QPSK
Data Type: UL-SCH
Number RB: 1
Transport Block Size: 72
TBS Index: 5
MCS Index: 5
Data Type: PN9

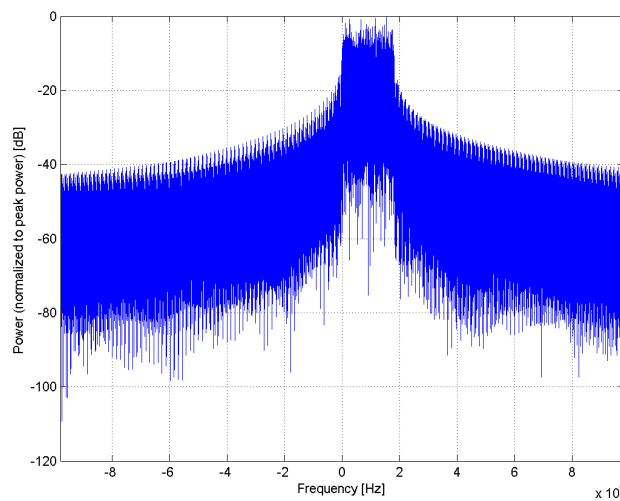
Bandwidth: 1.4 MHz
Integration Time: 10.0 ms

¹ PAR (0.1%) in accordance with FCC KDB 971168, Section 6.0 "Measurement of the Peak-to-Average Power Ratio (PAPR)"

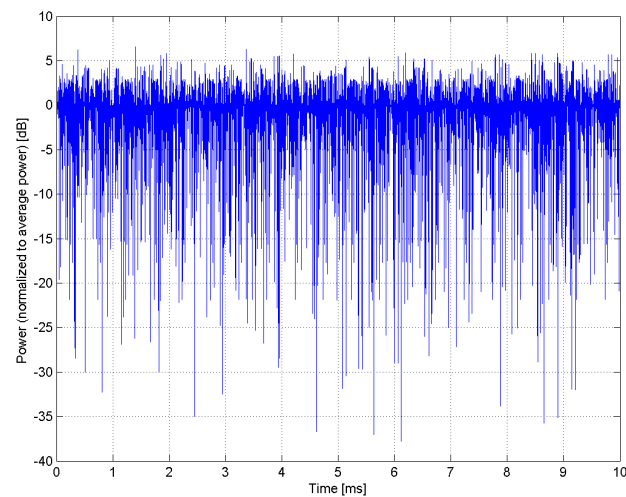
² Modulation Interference Factor (MIF) value valid only in conjunction with advanced probe response linearization calibration for the same communication system (same UID and version).



Complementary Cumulative Distribution Function (CCDF)



Frequency Domain



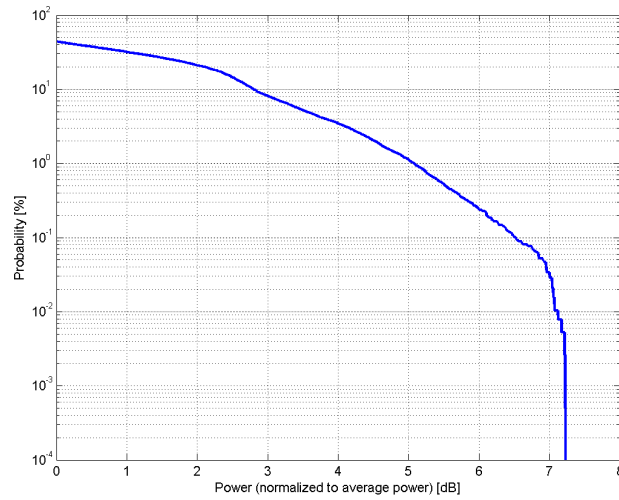
Time Domain

**Calibration Laboratory of
Schmid & Partner
Engineering AG**
Zeughausstrasse 43, 8004 Zurich, Switzerland

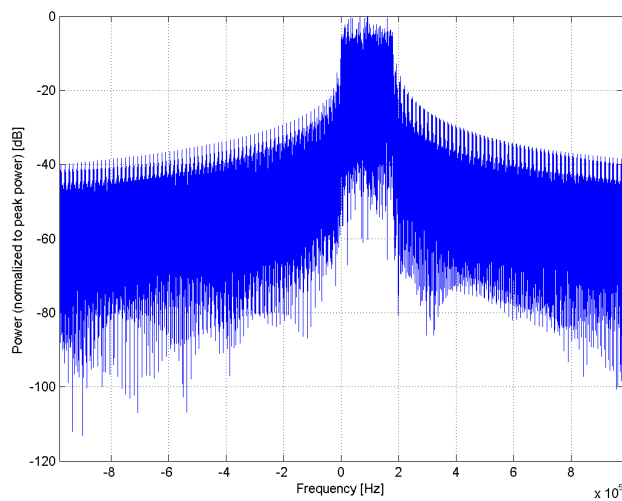
Name:	LTE-FDD (SC-FDMA, 1 RB, 1.4 MHz, 16-QAM)
Group:	LTE-FDD
UID:	10188-CAG
PAR: ¹	6.52 dB
MIF: ²	-9.76 dB
Standard Reference:	3GPP / ETSI TS 136.101 V8.4.0 3GPP / ETSI TS 136.213 V8.4.0 FCC OET KDB 941225 D05 SAR for LTE Devices v01
Category:	Random amplitude modulation
Modulation:	16-QAM
Frequency Band:	Band 2 (1850.0 - 1910.0 MHz) Band 3 (1710.0 - 1785.0 MHz) Band 4 (1710.0 - 1755.0 MHz) Band 5 (824.0 - 849.0 MHz) Band 8 (880.0 - 915.0 MHz) Band 12 (699.0 - 716.0 MHz) Band 23 (2000.0 - 2020.0 MHz) Band 25 (1850.0 - 1915.0 MHz) Band 26 (814.0 - 849.0 MHz) Band 27 (807.0 - 824.0 MHz) Band 31 (452.5 - 457.5 MHz) Band 65 (1920.0 - 2010.0 MHz) Band 66 (1710.0 - 1780.0 MHz) Band 72 (451.0 - 456.0 MHz) Band 73 (450.0 - 455.0 MHz) Band 74 (1427.0 - 1470.0 MHz) Validation band (0.0 - 6000.0 MHz)
Detailed Specification:	Modulation Scheme: SC-FDMA Number of PUSCHs: 1 Settings for Subframe #0 to #9: Modulation Scheme: 16QAM Data Type: UL-SCH Number RB: 1 Transport Block Size: 256 TBS Index: 14 MCS Index: 15 Data Type: PN9
Bandwidth:	1.4 MHz
Integration Time:	10.0 ms

¹ PAR (0.1%) in accordance with FCC KDB 971168, Section 6.0 "Measurement of the Peak-to-Average Power Ratio (PAPR)"

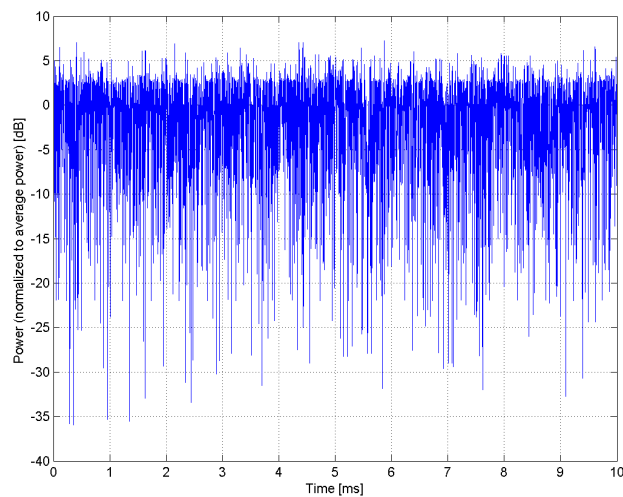
² Modulation Interference Factor (MIF) value valid only in conjunction with advanced probe response linearization calibration for the same communication system (same UID and version).



Complementary Cumulative Distribution Function (CCDF)



Frequency Domain



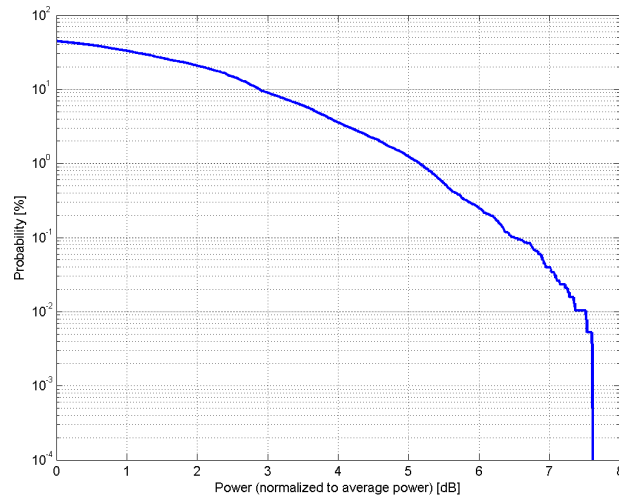
Time Domain

**Calibration Laboratory of
Schmid & Partner
Engineering AG**
Zeughausstrasse 43, 8004 Zurich, Switzerland

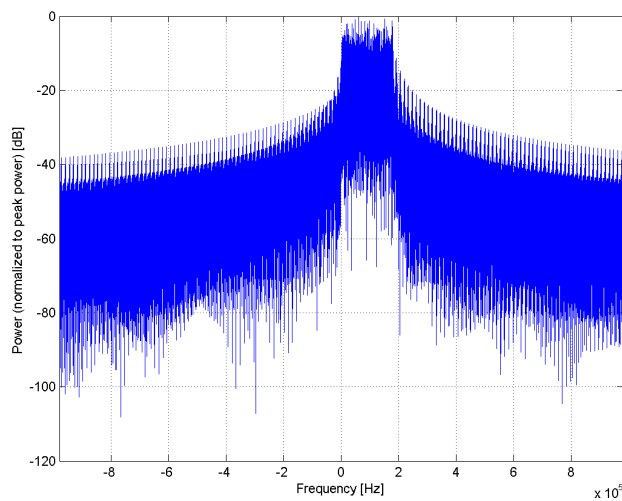
Name:	LTE-FDD (SC-FDMA, 1 RB, 1.4 MHz, 64-QAM)
Group:	LTE-FDD
UID:	10189-AAG
PAR: ¹	6.50 dB
MIF: ²	-9.93 dB
Standard Reference:	3GPP / ETSI TS 136.101 V8.4.0 3GPP / ETSI TS 136.213 V8.4.0 FCC OET KDB 941225 D05 SAR for LTE Devices v01
Category:	Random amplitude modulation
Modulation:	64-QAM
Frequency Band:	Band 2 (1850.0 - 1910.0 MHz) Band 3 (1710.0 - 1785.0 MHz) Band 4 (1710.0 - 1755.0 MHz) Band 5 (824.0 - 849.0 MHz) Band 8 (880.0 - 915.0 MHz) Band 12 (699.0 - 716.0 MHz) Band 23 (2000.0 - 2020.0 MHz) Band 25 (1850.0 - 1915.0 MHz) Band 26 (814.0 - 849.0 MHz) Band 27 (807.0 - 824.0 MHz) Band 31 (452.5 - 457.5 MHz) Band 65 (1920.0 - 2010.0 MHz) Band 66 (1710.0 - 1780.0 MHz) Band 72 (451.0 - 456.0 MHz) Band 73 (450.0 - 455.0 MHz) Band 74 (1427.0 - 1470.0 MHz) Validation band (0.0 - 6000.0 MHz)
Detailed Specification:	Modulation Scheme: SC-FDMA Number of PUSCHs: 1 Settings for Subframe #0 to #9: Modulation Scheme: 64QAM Data Type: UL-SCH Number RB: 1 Transport Block Size: 552 TBS Index: 23 MCS Index: 25 Data Type: PN9
Bandwidth:	1.4 MHz
Integration Time:	100.0 ms

¹ PAR (0.1%) in accordance with FCC KDB 971168, Section 6.0 "Measurement of the Peak-to-Average Power Ratio (PAPR)"

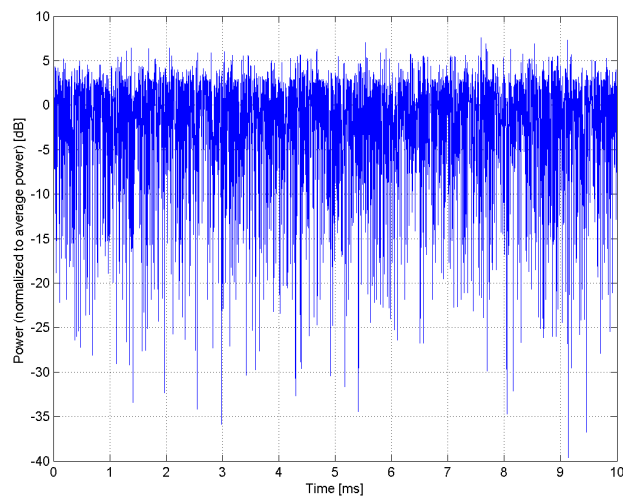
² Modulation Interference Factor (MIF) value valid only in conjunction with advanced probe response linearization calibration for the same communication system (same UID and version).



Complementary Cumulative Distribution Function (CCDF)



Frequency Domain



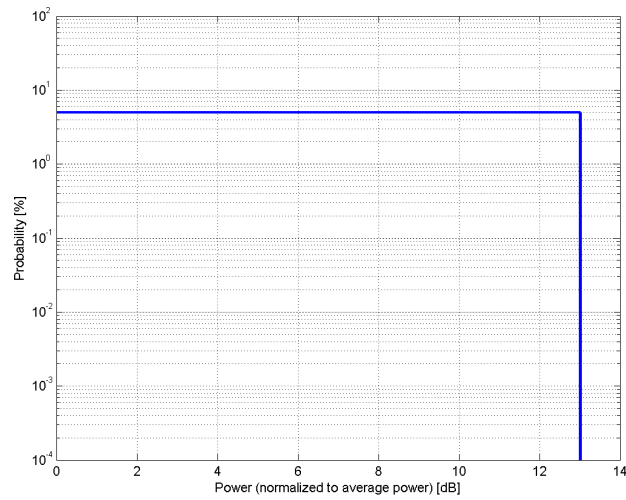
Time Domain

**Calibration Laboratory of
Schmid & Partner
Engineering AG**
Zeughausstrasse 43, 8004 Zurich, Switzerland

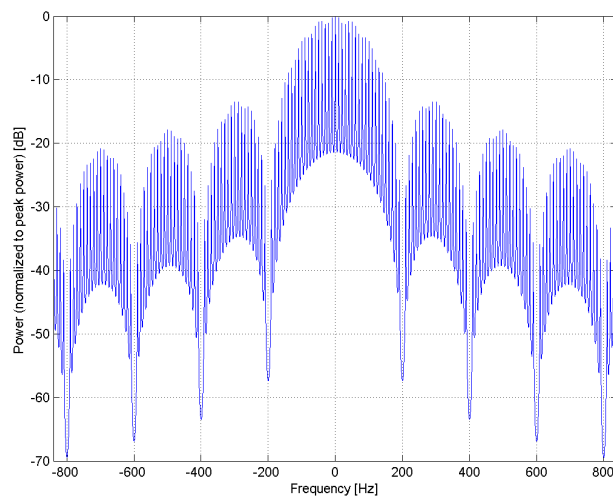
Name:	MRI (Square, 100ms, 5ms)
Group:	MRI
UID:	10190-CAC
PAR: ¹	13.01 dB
MIF: ²	-99.00 dB
Standard Reference:	SPEAG
Category:	Periodic pulsed modulation
Modulation:	AM
Frequency Band:	MRI 1.5T (59.0 - 69.0 MHz) MRI 3T (123.0 - 133.0 MHz) Validation band (0.0 - 6000.0 MHz)
Detailed Specification:	Custom Calibration Sequence Pulse Shape: rectangular Repetition Rate: 10 Hz Duty Cycle: 5%
Bandwidth:	0.0 MHz
Integration Time:	100.0 ms

¹ PAR (0.1%) in accordance with FCC KDB 971168, Section 6.0 "Measurement of the Peak-to-Average Power Ratio (PAPR)"

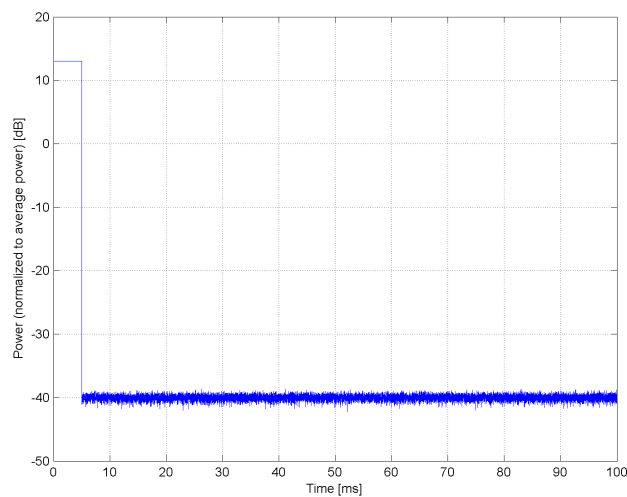
² Modulation Interference Factor (MIF) value valid only in conjunction with advanced probe response linearization calibration for the same communication system (same UID and version).



Complementary Cumulative Distribution Function (CCDF)



Frequency Domain



Time Domain

**Calibration Laboratory of
Schmid & Partner
Engineering AG**
Zeughausstrasse 43, 8004 Zurich, Switzerland

Name: **IEEE 802.11n (HT Greenfield, 6.5 Mbps, BPSK)**

Group: WLAN
UID: 10193-CAD

PAR: ¹ **8.09 dB**
MIF: ² **-15.80 dB**

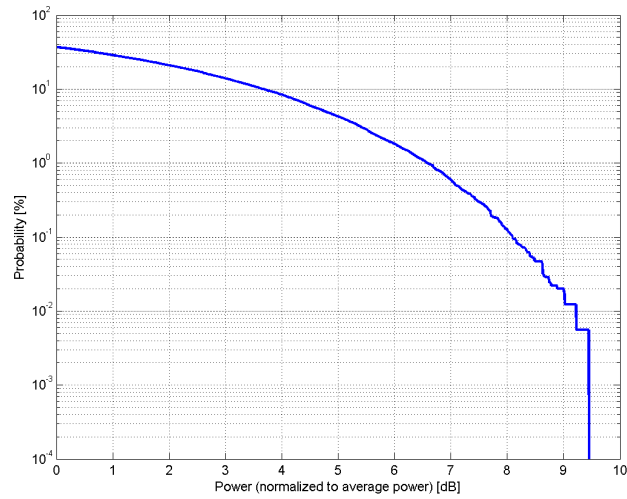
Standard Reference: IEEE 802.11n-2009
Category: Random amplitude modulation
Modulation: BPSK
Frequency Band: WLAN 2.4GHz (2412.0 - 2484.0 MHz)
WLAN 5GHz (4915.0 - 5825.0 MHz)
U-NII-1, U-NII-2A (5170 - 5330 MHz)
U-NII-2C Standalone (5490 - 5710 MHz)
U-NII-2C <5.65 GHz (5490 - 5650 MHz)
U-NII-3 Standalone (5735 - 5835 MHz)
U-NII-2C, U-NII-3 (5650 - 5835 MHz)
U-NII-4 (5.825 - 5.925 MHz)
Validation band (0.0 - 6000.0 MHz)

Detailed Specification: Modulation: BPSK
Data Rate: 6.5 Mbps
PPDU Format: HT Greenfield
PPDU Type: 20 MHz
MCS Index: 0
Guard Interval: Long
Payload Length: 1767

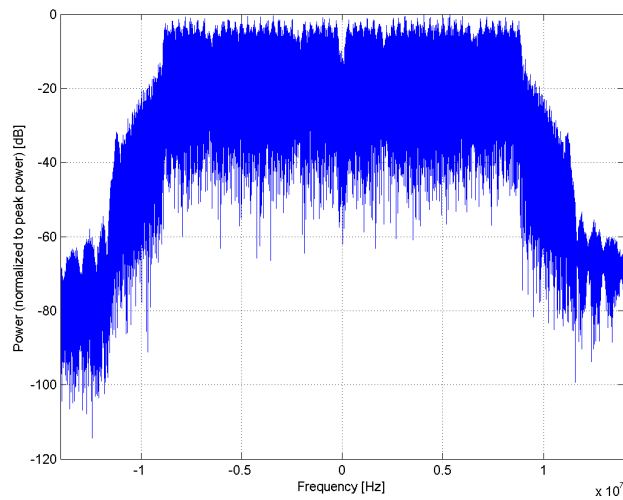
Bandwidth: 20.0 MHz
Integration Time: 2.3 ms

¹ PAR (0.1%) in accordance with FCC KDB 971168, Section 6.0 "Measurement of the Peak-to-Average Power Ratio (PAPR)"

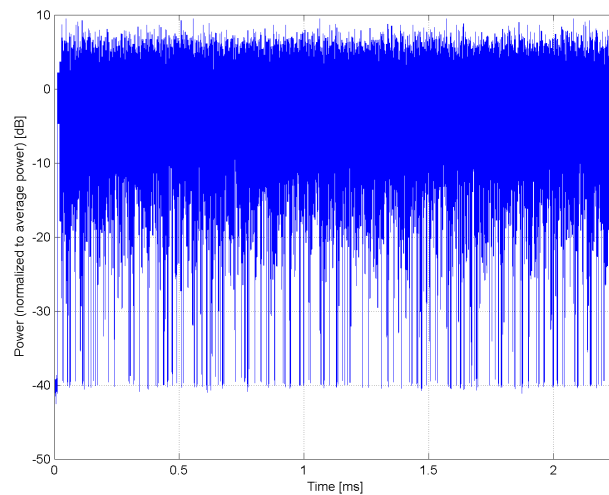
² Modulation Interference Factor (MIF) value valid only in conjunction with advanced probe response linearization calibration for the same communication system (same UID and version).



Complementary Cumulative Distribution Function (CCDF)



Frequency Domain



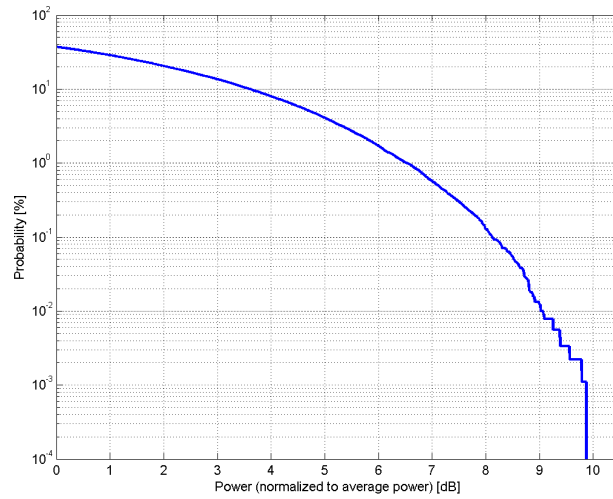
Time Domain

**Calibration Laboratory of
Schmid & Partner
Engineering AG**
Zeughausstrasse 43, 8004 Zurich, Switzerland

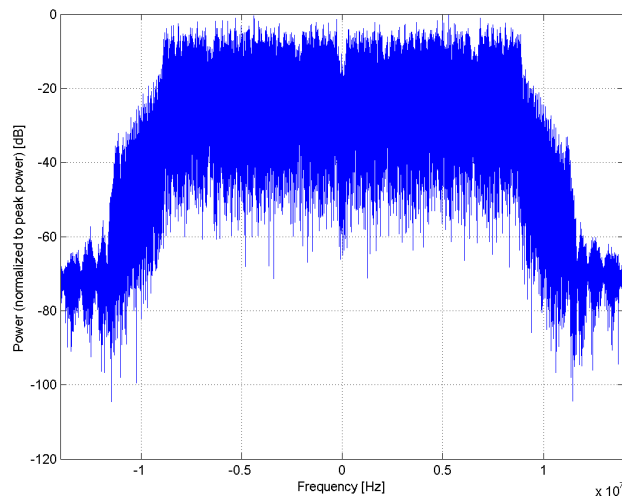
Name:	IEEE 802.11n (HT Greenfield, 39 Mbps, 16-QAM)
Group:	WLAN
UID:	10194-CAD
PAR: ¹	8.12 dB
MIF: ²	-16.17 dB
Standard Reference:	IEEE 802.11n-2009
Category:	Random amplitude modulation
Modulation:	16-QAM
Frequency Band:	WLAN 2.4GHz (2412.0 - 2484.0 MHz) WLAN 5GHz (4915.0 - 5825.0 MHz) U-NII-1, U-NII-2A (5170 - 5330 MHz) U-NII-2C Standalone (5490 - 5710 MHz) U-NII-2C <5.65 GHz (5490 - 5650 MHz) U-NII-3 Standalone (5735 - 5835 MHz) U-NII-2C, U-NII-3 (5650 - 5835 MHz) U-NII-4 (5.825 - 5.925 MHz) Validation band (0.0 - 6000.0 MHz)
Detailed Specification:	Modulation: 16-QAM Data Rate: 39 Mbps PPDU Format: HT Greenfield PPDU Type: 20 MHz MCS Index: 4 Guard Interval: Long Payload Length: 10766
Bandwidth:	20.0 MHz
Integration Time:	2.3 ms

¹ PAR (0.1%) in accordance with FCC KDB 971168, Section 6.0 "Measurement of the Peak-to-Average Power Ratio (PAPR)"

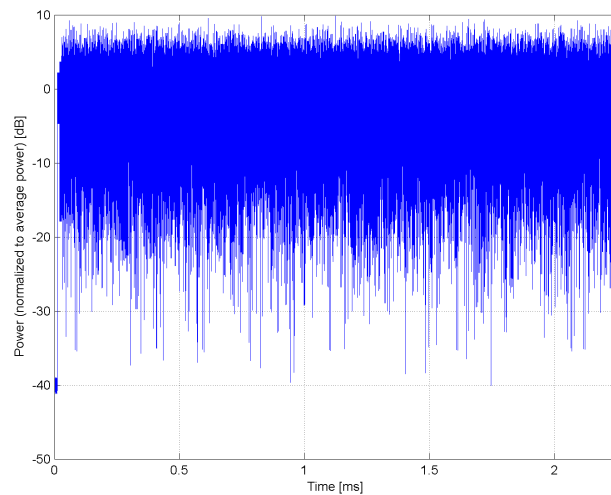
² Modulation Interference Factor (MIF) value valid only in conjunction with advanced probe response linearization calibration for the same communication system (same UID and version).



Complementary Cumulative Distribution Function (CCDF)



Frequency Domain



Time Domain

**Calibration Laboratory of
Schmid & Partner
Engineering AG**
Zeughausstrasse 43, 8004 Zurich, Switzerland

Name: **IEEE 802.11n (HT Greenfield, 65 Mbps, 64-QAM)**

Group: WLAN
UID: 10195-CAD

PAR: ¹ **8.21 dB**
MIF: ² **-15.73 dB**

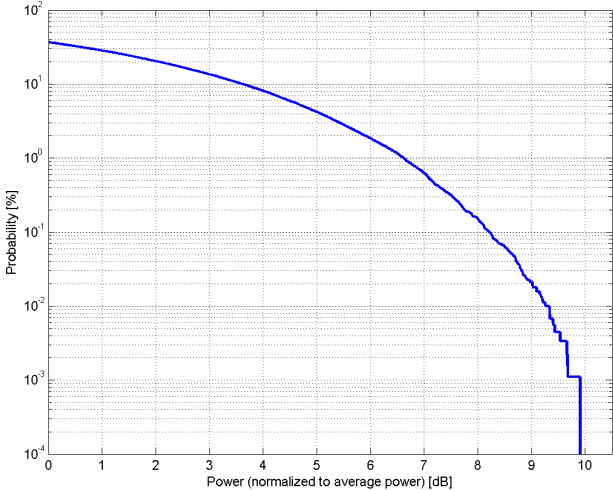
Standard Reference: IEEE 802.11n-2009
Category: Random amplitude modulation
Modulation: 64-QAM
Frequency Band: WLAN 2.4GHz (2412.0 - 2484.0 MHz)
WLAN 5GHz (4915.0 - 5825.0 MHz)
U-NII-1, U-NII-2A (5170 - 5330 MHz)
U-NII-2C Standalone (5490 - 5710 MHz)
U-NII-2C <5.65 GHz (5490 - 5650 MHz)
U-NII-3 Standalone (5735 - 5835 MHz)
U-NII-2C, U-NII-3 (5650 - 5835 MHz)
U-NII-4 (5.825 - 5.925 MHz)
Validation band (0.0 - 6000.0 MHz)

Detailed Specification: Modulation: 64-QAM
Data Rate: 65 Mbps
PPDU Format: HT Greenfield
PPDU Type: 20 MHz
MCS Index: 7
Guard Interval: Long
Payload Length: 17968

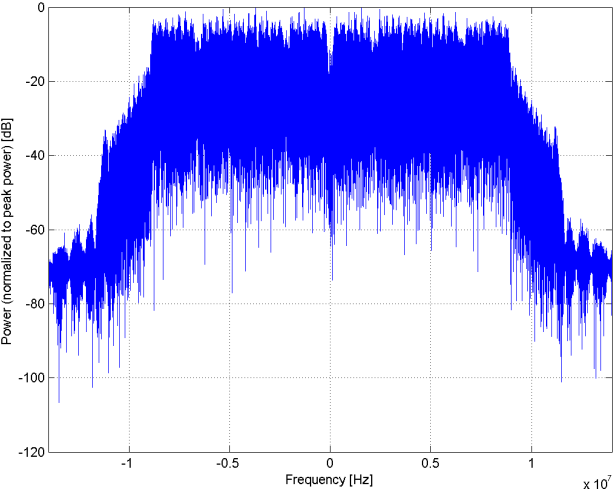
Bandwidth: 20.0 MHz
Integration Time: 2.3 ms

¹ PAR (0.1%) in accordance with FCC KDB 971168, Section 6.0 "Measurement of the Peak-to-Average Power Ratio (PAPR)"

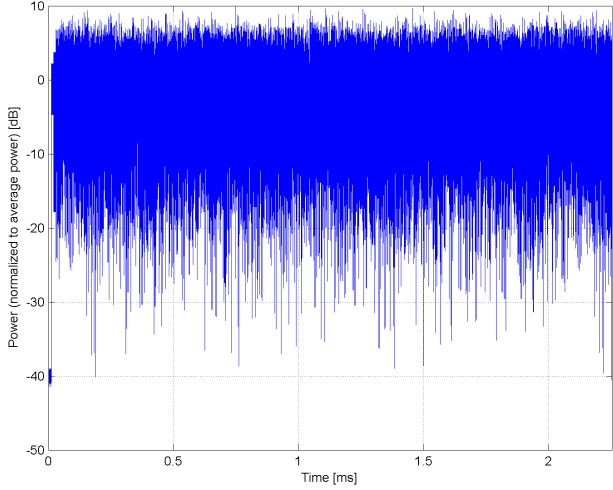
² Modulation Interference Factor (MIF) value valid only in conjunction with advanced probe response linearization calibration for the same communication system (same UID and version).



Complementary Cumulative Distribution Function (CCDF)



Frequency Domain



Time Domain

**Calibration Laboratory of
Schmid & Partner
Engineering AG**
Zeughausstrasse 43, 8004 Zurich, Switzerland

Name: **IEEE 802.11n (HT Mixed, 6.5 Mbps, BPSK)**

Group: WLAN
UID: 10196-CAD

PAR: ¹ **8.10 dB**
MIF: ² **-16.16 dB**

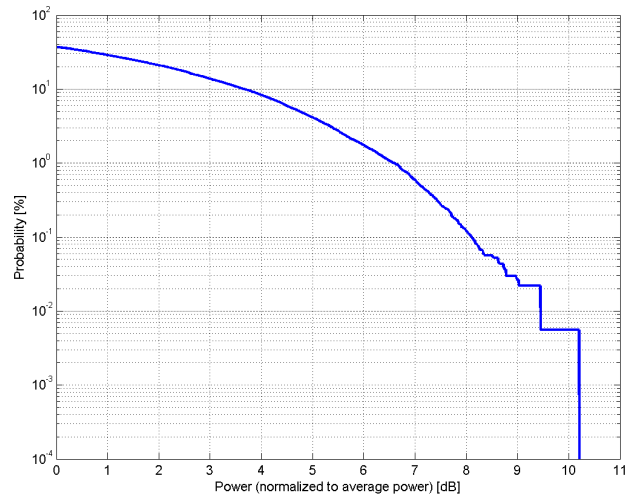
Standard Reference: IEEE 802.11n-2009
Category: Random amplitude modulation
Modulation: BPSK
Frequency Band: WLAN 2.4GHz (2412.0 - 2484.0 MHz)
WLAN 5GHz (4915.0 - 5825.0 MHz)
U-NII-1, U-NII-2A (5170 - 5330 MHz)
U-NII-2C Standalone (5490 - 5710 MHz)
U-NII-2C <5.65 GHz (5490 - 5650 MHz)
U-NII-3 Standalone (5735 - 5835 MHz)
U-NII-2C, U-NII-3 (5650 - 5835 MHz)
U-NII-4 (5.825 - 5.925 MHz)
Validation band (0.0 - 6000.0 MHz)

Detailed Specification: Modulation: BPSK
Data Rate: 6.5 Mbps
PPDU Format: HT Mixed
PPDU Type: 20 MHz
MCS Index: 0
Guard Interval: Long
Payload Length: 1767

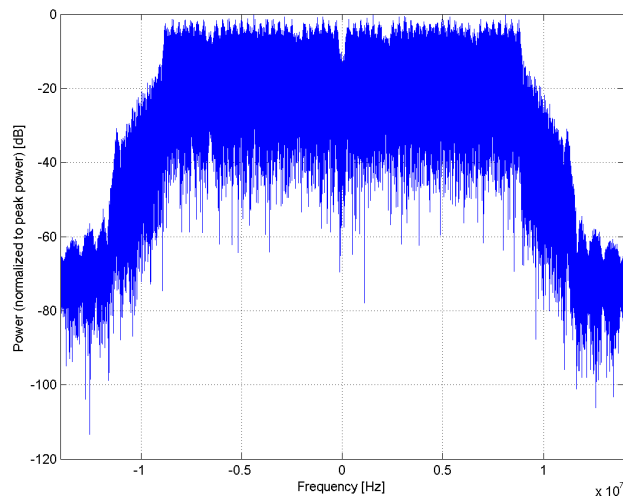
Bandwidth: 20.0 MHz
Integration Time: 2.3 ms

¹ PAR (0.1%) in accordance with FCC KDB 971168, Section 6.0 "Measurement of the Peak-to-Average Power Ratio (PAPR)"

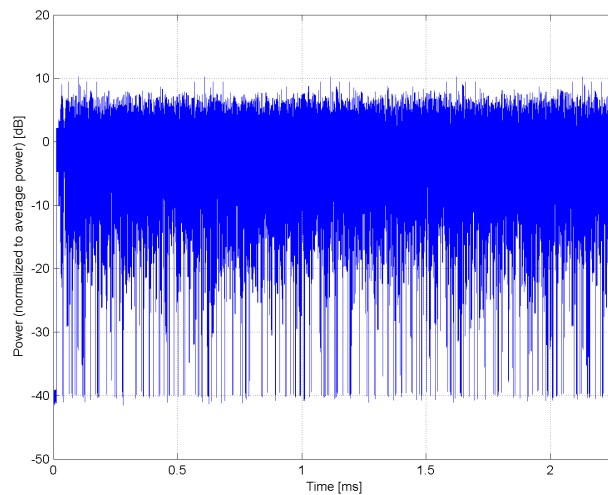
² Modulation Interference Factor (MIF) value valid only in conjunction with advanced probe response linearization calibration for the same communication system (same UID and version).



Complementary Cumulative Distribution Function (CCDF)



Frequency Domain



Time Domain

**Calibration Laboratory of
Schmid & Partner
Engineering AG**
Zeughausstrasse 43, 8004 Zurich, Switzerland

Name: **IEEE 802.11n (HT Mixed, 39 Mbps, 16-QAM)**

Group: WLAN
UID: 10197-CAD

PAR: ¹ **8.13 dB**
MIF: ² **-16.43 dB**

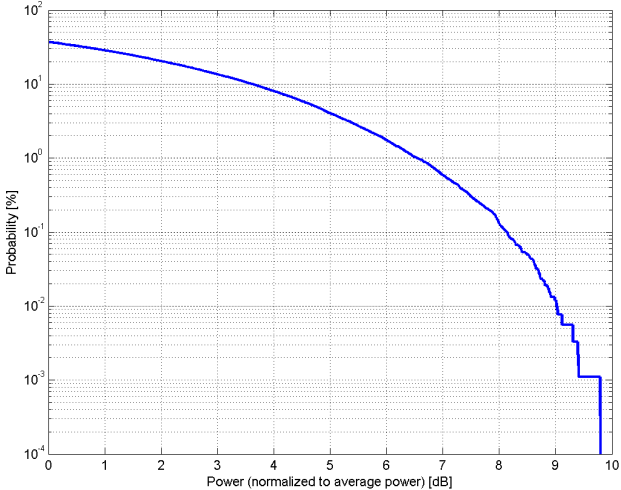
Standard Reference: IEEE 802.11n-2009
Category: Random amplitude modulation
Modulation: 16-QAM
Frequency Band: WLAN 2.4GHz (2412.0 - 2484.0 MHz)
WLAN 5GHz (4915.0 - 5825.0 MHz)
U-NII-1, U-NII-2A (5170 - 5330 MHz)
U-NII-2C Standalone (5490 - 5710 MHz)
U-NII-2C <5.65 GHz (5490 - 5650 MHz)
U-NII-3 Standalone (5735 - 5835 MHz)
U-NII-2C, U-NII-3 (5650 - 5835 MHz)
U-NII-4 (5.825 - 5.925 MHz)
Validation band (0.0 - 6000.0 MHz)

Detailed Specification: Modulation: 16-QAM
Data Rate: 39 Mbps
PPDU Format: HT Mixed
PPDU Type: 20 MHz
MCS Index: 4
Guard Interval: Long
Payload Length: 10766

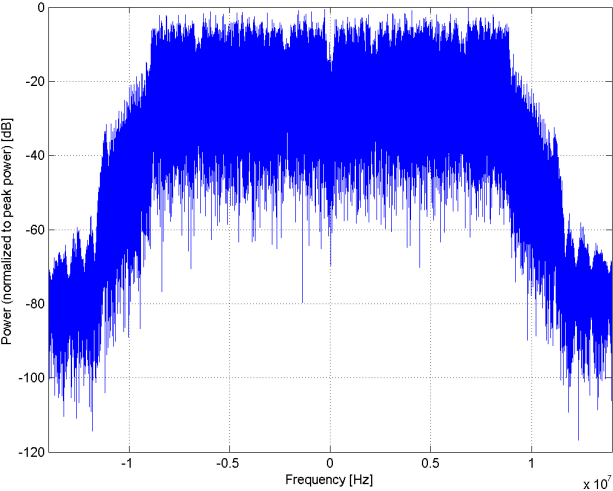
Bandwidth: 20.0 MHz
Integration Time: 2.3 ms

¹ PAR (0.1%) in accordance with FCC KDB 971168, Section 6.0 "Measurement of the Peak-to-Average Power Ratio (PAPR)"

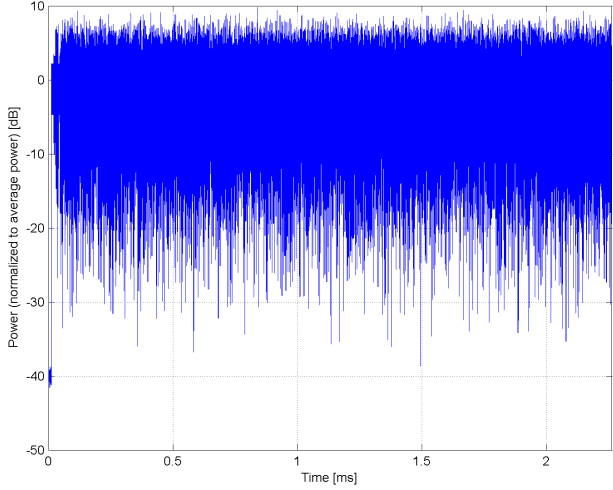
² Modulation Interference Factor (MIF) value valid only in conjunction with advanced probe response linearization calibration for the same communication system (same UID and version).



Complementary Cumulative Distribution Function (CCDF)



Frequency Domain



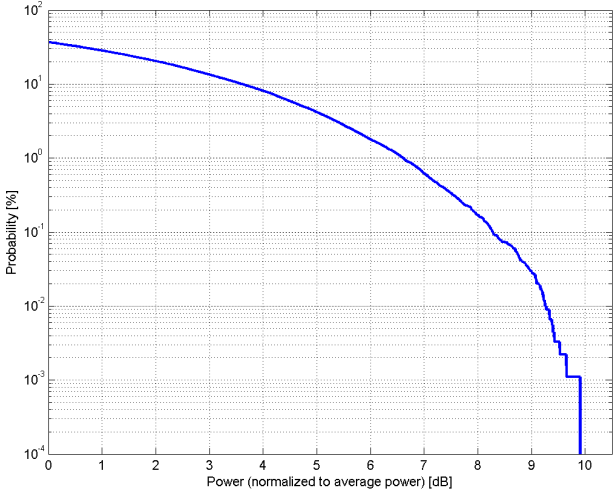
Time Domain

**Calibration Laboratory of
Schmid & Partner
Engineering AG**
Zeughausstrasse 43, 8004 Zurich, Switzerland

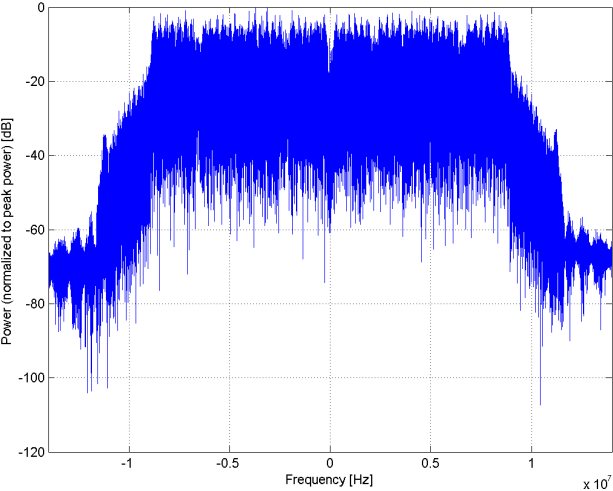
Name:	IEEE 802.11n (HT Mixed, 65 Mbps, 64-QAM)
Group:	WLAN
UID:	10198-CAD
PAR: ¹	8.27 dB
MIF: ²	-15.98 dB
Standard Reference:	IEEE 802.11n-2009
Category:	Random amplitude modulation
Modulation:	64-QAM
Frequency Band:	WLAN 2.4GHz (2412.0 - 2484.0 MHz) WLAN 5GHz (4915.0 - 5825.0 MHz) U-NII-1, U-NII-2A (5170 - 5330 MHz) U-NII-2C Standalone (5490 - 5710 MHz) U-NII-2C <5.65 GHz (5490 - 5650 MHz) U-NII-3 Standalone (5735 - 5835 MHz) U-NII-2C, U-NII-3 (5650 - 5835 MHz) U-NII-4 (5.825 - 5.925 MHz) Validation band (0.0 - 6000.0 MHz)
Detailed Specification:	Modulation: 64-QAM Data Rate: 65 Mbps PPDU Format: HT Mixed PPDU Type: 20 MHz MCS Index: 7 Guard Interval: Long Payload Length: 17968
Bandwidth:	20.0 MHz
Integration Time:	2.3 ms

¹ PAR (0.1%) in accordance with FCC KDB 971168, Section 6.0 "Measurement of the Peak-to-Average Power Ratio (PAPR)"

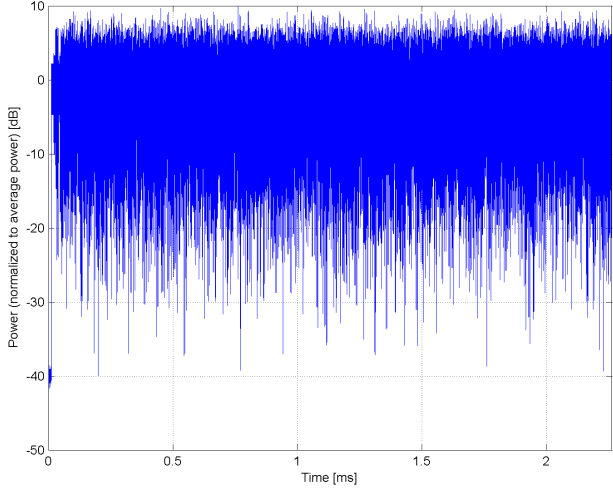
² Modulation Interference Factor (MIF) value valid only in conjunction with advanced probe response linearization calibration for the same communication system (same UID and version).



Complementary Cumulative Distribution Function (CCDF)



Frequency Domain



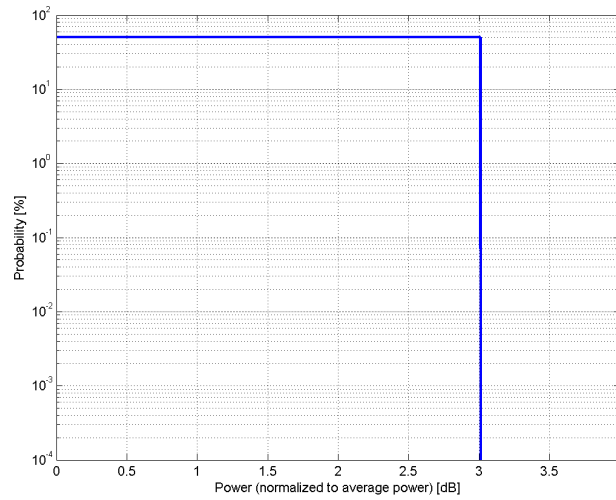
Time Domain

**Calibration Laboratory of
Schmid & Partner
Engineering AG**
Zeughausstrasse 43, 8004 Zurich, Switzerland

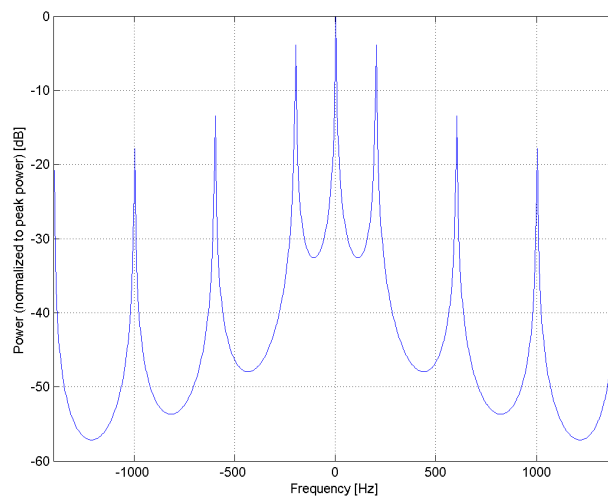
Name:	MRI (Square, 5ms, 2.5ms)
Group:	MRI
UID:	10199-DAC
PAR: ¹	3.01 dB
MIF: ²	-99.00 dB
Standard Reference:	SPEAG
Category:	Periodic pulsed modulation
Modulation:	AM
Frequency Band:	MRI 1.5T (59.0 - 69.0 MHz) MRI 3T (123.0 - 133.0 MHz) Validation band (0.0 - 6000.0 MHz)
Detailed Specification:	Custom Calibration Sequence Pulse Shape: rectangular Repetition Rate: 200 Hz Duty Cycle: 50%
Bandwidth:	0.0 MHz
Integration Time:	5.0 ms

¹ PAR (0.1%) in accordance with FCC KDB 971168, Section 6.0 "Measurement of the Peak-to-Average Power Ratio (PAPR)"

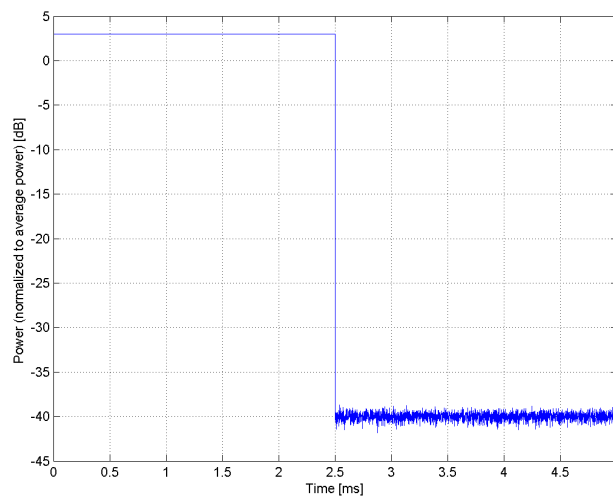
² Modulation Interference Factor (MIF) value valid only in conjunction with advanced probe response linearization calibration for the same communication system (same UID and version).



Complementary Cumulative Distribution Function (CCDF)



Frequency Domain



Time Domain

**Calibration Laboratory of
Schmid & Partner
Engineering AG**
Zeughausstrasse 43, 8004 Zurich, Switzerland

Name: **IEEE 802.11n (HT Mixed, 7.2 Mbps, BPSK)**

Group: WLAN
UID: 10219-CAD

PAR: ¹ **8.03 dB**
MIF: ² **-15.94 dB**

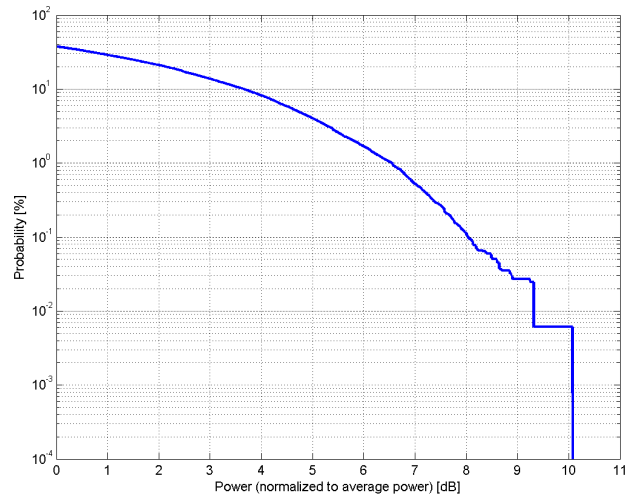
Standard Reference: IEEE 802.11n-2009
Category: Random amplitude modulation
Modulation: BPSK
Frequency Band: WLAN 2.4GHz (2412.0 - 2484.0 MHz)
WLAN 5GHz (4915.0 - 5825.0 MHz)
U-NII-1, U-NII-2A (5170 - 5330 MHz)
U-NII-2C Standalone (5490 - 5710 MHz)
U-NII-2C <5.65 GHz (5490 - 5650 MHz)
U-NII-3 Standalone (5735 - 5835 MHz)
U-NII-2C, U-NII-3 (5650 - 5835 MHz)
U-NII-4 (5.825 - 5.925 MHz)
Validation band (0.0 - 6000.0 MHz)

Detailed Specification: Modulation: BPSK
Data Rate: 7.2 Mbps
PPDU Format: HT Mixed
PPDU Type: 20 MHz
MCS Index: 0
Guard Interval: Short
Payload Length: 1761

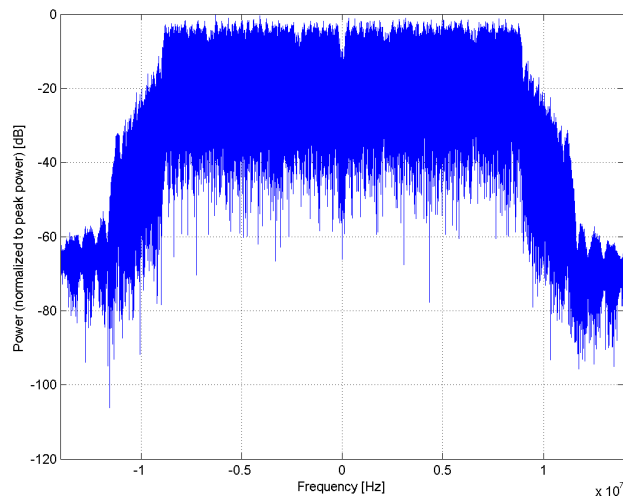
Bandwidth: 20.0 MHz
Integration Time: 2.0 ms

¹ PAR (0.1%) in accordance with FCC KDB 971168, Section 6.0 "Measurement of the Peak-to-Average Power Ratio (PAPR)"

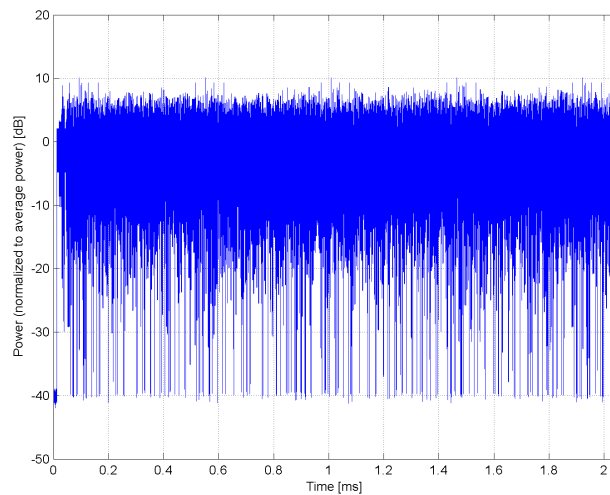
² Modulation Interference Factor (MIF) value valid only in conjunction with advanced probe response linearization calibration for the same communication system (same UID and version).



Complementary Cumulative Distribution Function (CCDF)



Frequency Domain



Time Domain

**Calibration Laboratory of
Schmid & Partner
Engineering AG**
Zeughausstrasse 43, 8004 Zurich, Switzerland

Name: **IEEE 802.11n (HT Mixed, 43.3 Mbps, 16-QAM)**

Group: WLAN
UID: 10220-CAD

PAR: ¹ **8.13 dB**
MIF: ² **-16.33 dB**

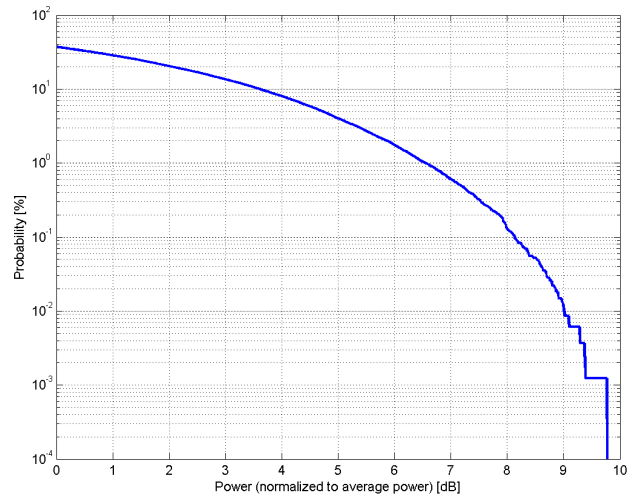
Standard Reference: IEEE 802.11n-2009
Category: Random amplitude modulation
Modulation: 16-QAM
Frequency Band: WLAN 2.4GHz (2412.0 - 2484.0 MHz)
WLAN 5GHz (4915.0 - 5825.0 MHz)
U-NII-1, U-NII-2A (5170 - 5330 MHz)
U-NII-2C Standalone (5490 - 5710 MHz)
U-NII-2C <5.65 GHz (5490 - 5650 MHz)
U-NII-3 Standalone (5735 - 5835 MHz)
U-NII-2C, U-NII-3 (5650 - 5835 MHz)
U-NII-4 (5.825 - 5.925 MHz)
Validation band (0.0 - 6000.0 MHz)

Detailed Specification: Modulation: 16-QAM
Data Rate: 43.3 Mbps
PPDU Format: HT Mixed
PPDU Type: 20 MHz
MCS Index: 4
Guard Interval: Short
Payload Length: 10757

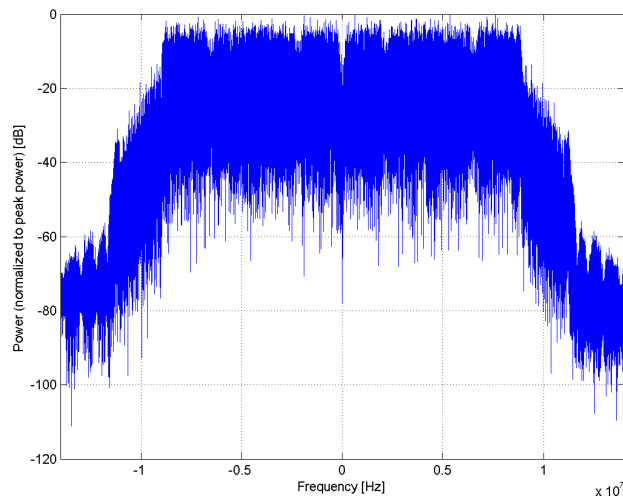
Bandwidth: 20.0 MHz
Integration Time: 2.0 ms

¹ PAR (0.1%) in accordance with FCC KDB 971168, Section 6.0 "Measurement of the Peak-to-Average Power Ratio (PAPR)"

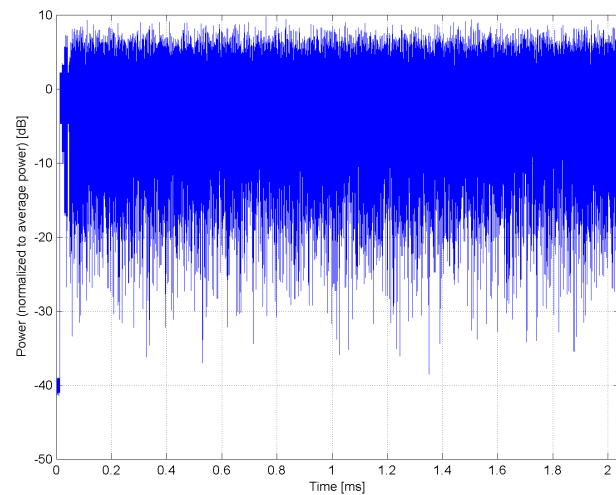
² Modulation Interference Factor (MIF) value valid only in conjunction with advanced probe response linearization calibration for the same communication system (same UID and version).



Complementary Cumulative Distribution Function (CCDF)



Frequency Domain



Time Domain

**Calibration Laboratory of
Schmid & Partner
Engineering AG**
Zeughausstrasse 43, 8004 Zurich, Switzerland

Name: **IEEE 802.11n (HT Mixed, 72.2 Mbps, 64-QAM)**

Group: WLAN
UID: 10221-CAD

PAR: ¹ **8.27 dB**
MIF: ² **-16.16 dB**

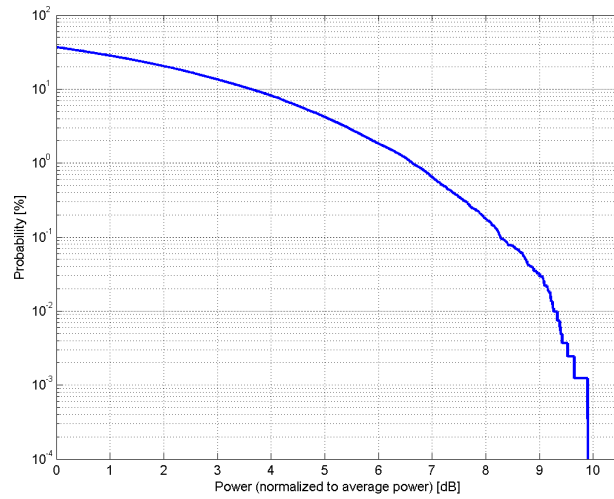
Standard Reference: IEEE 802.11n-2009
Category: Random amplitude modulation
Modulation: 64-QAM
Frequency Band: WLAN 2.4GHz (2412.0 - 2484.0 MHz)
WLAN 5GHz (4915.0 - 5825.0 MHz)
U-NII-1, U-NII-2A (5170 - 5330 MHz)
U-NII-2C Standalone (5490 - 5710 MHz)
U-NII-2C <5.65 GHz (5490 - 5650 MHz)
U-NII-3 Standalone (5735 - 5835 MHz)
U-NII-2C, U-NII-3 (5650 - 5835 MHz)
U-NII-4 (5.825 - 5.925 MHz)
Validation band (0.0 - 6000.0 MHz)

Detailed Specification: Modulation: 64-QAM
Data Rate: 72.2 Mbps
PPDU Format: HT Mixed
PPDU Type: 20 MHz
MCS Index: 7
Guard Interval: Short
Payload Length: 17962

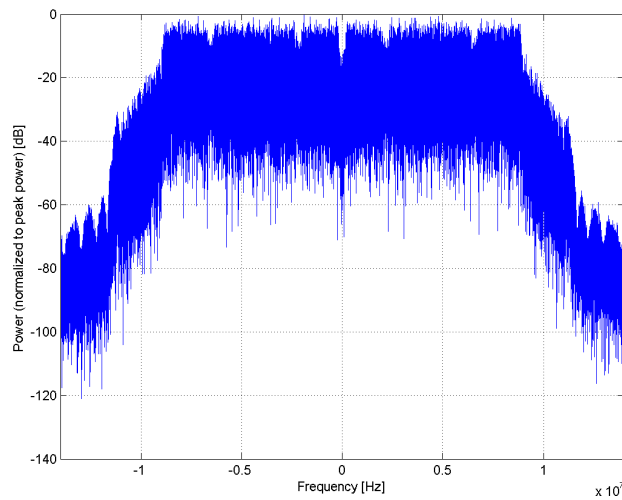
Bandwidth: 20.0 MHz
Integration Time: 2.0 ms

¹ PAR (0.1%) in accordance with FCC KDB 971168, Section 6.0 "Measurement of the Peak-to-Average Power Ratio (PAPR)"

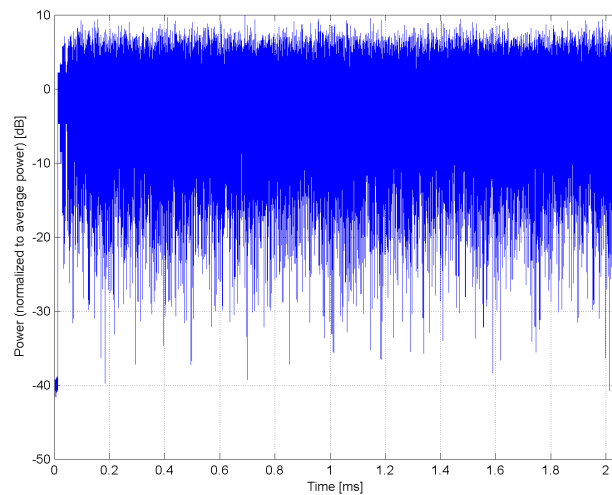
² Modulation Interference Factor (MIF) value valid only in conjunction with advanced probe response linearization calibration for the same communication system (same UID and version).



Complementary Cumulative Distribution Function (CCDF)



Frequency Domain



Time Domain

**Calibration Laboratory of
Schmid & Partner
Engineering AG**
Zeughausstrasse 43, 8004 Zurich, Switzerland

Name: **IEEE 802.11n (HT Mixed, 15 Mbps, BPSK)**

Group: WLAN
UID: 10222-CAD

PAR: ¹ **8.06 dB**
MIF: ² **-17.00 dB**

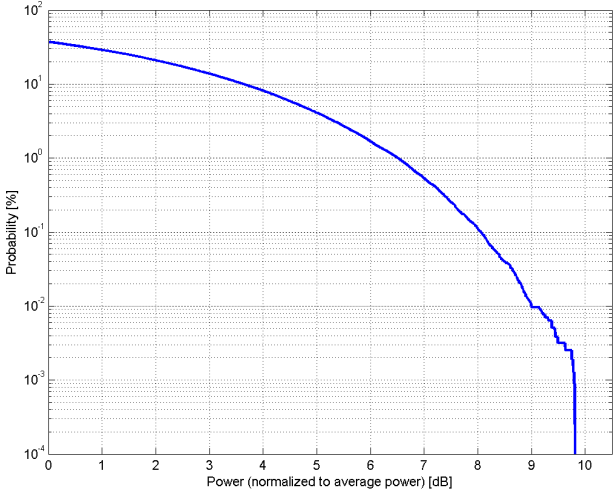
Standard Reference: IEEE 802.11n-2009
Category: Random amplitude modulation
Modulation: BPSK
Frequency Band: WLAN 2.4GHz (2412.0 - 2484.0 MHz)
WLAN 5GHz (4915.0 - 5825.0 MHz)
U-NII-1, U-NII-2A (5170 - 5330 MHz)
U-NII-2C Standalone (5490 - 5710 MHz)
U-NII-2C <5.65 GHz (5490 - 5650 MHz)
U-NII-3 Standalone (5735 - 5835 MHz)
U-NII-2C, U-NII-3 (5650 - 5835 MHz)
U-NII-4 (5.825 - 5.925 MHz)
Validation band (0.0 - 6000.0 MHz)

Detailed Specification: Modulation: BPSK
Data Rate: 15 Mbps
PPDU Format: HT Mixed
PPDU Type: 40 MHz
MCS Index: 0
Guard Interval: Short
Payload Length: 3567

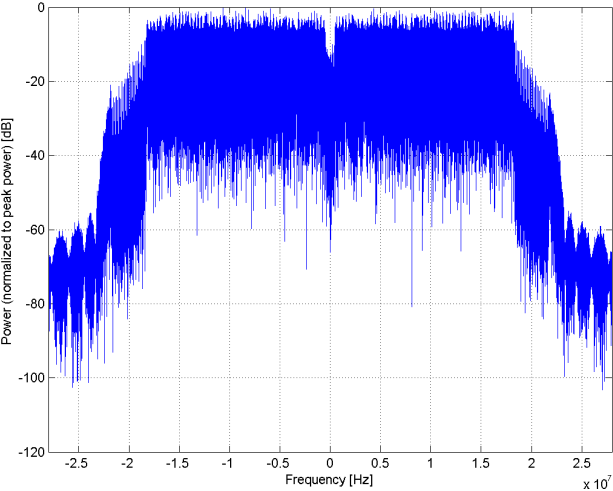
Bandwidth: 40.0 MHz
Integration Time: 2.0 ms

¹ PAR (0.1%) in accordance with FCC KDB 971168, Section 6.0 "Measurement of the Peak-to-Average Power Ratio (PAPR)"

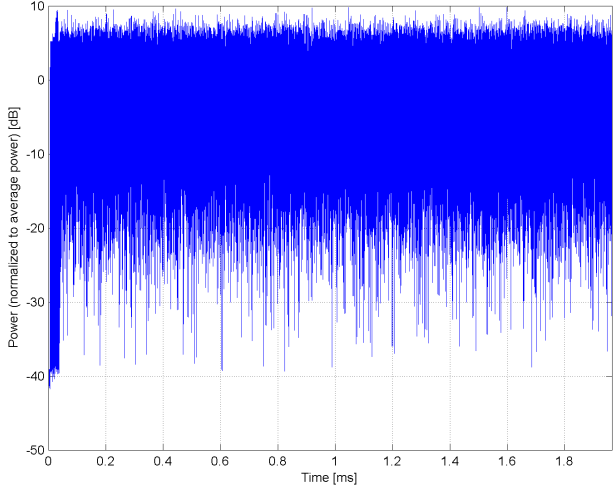
² Modulation Interference Factor (MIF) value valid only in conjunction with advanced probe response linearization calibration for the same communication system (same UID and version).



Complementary Cumulative Distribution Function (CCDF)



Frequency Domain



Time Domain

**Calibration Laboratory of
Schmid & Partner
Engineering AG**
Zeughausstrasse 43, 8004 Zurich, Switzerland

Name: **IEEE 802.11n (HT Mixed, 90 Mbps, 16-QAM)**

Group: WLAN
UID: 10223-CAD

PAR: ¹ **8.48 dB**
MIF: ² **-17.20 dB**

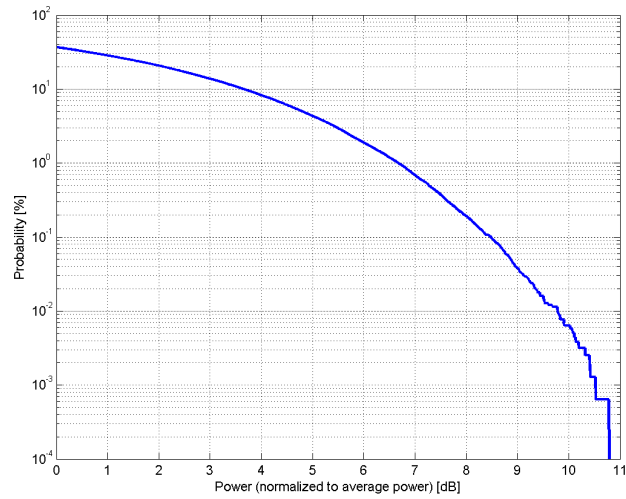
Standard Reference: IEEE 802.11n-2009
Category: Random amplitude modulation
Modulation: 16-QAM
Frequency Band: WLAN 2.4GHz (2412.0 - 2484.0 MHz)
WLAN 5GHz (4915.0 - 5825.0 MHz)
U-NII-1, U-NII-2A (5170 - 5330 MHz)
U-NII-2C Standalone (5490 - 5710 MHz)
U-NII-2C <5.65 GHz (5490 - 5650 MHz)
U-NII-3 Standalone (5735 - 5835 MHz)
U-NII-2C, U-NII-3 (5650 - 5835 MHz)
U-NII-4 (5.825 - 5.925 MHz)
Validation band (0.0 - 6000.0 MHz)

Detailed Specification: Modulation: 16-QAM
Data Rate: 90 Mbps
PPDU Format: HT Mixed
PPDU Type: 40 MHz
MCS Index: 4
Guard Interval: Short
Payload Length: 21590

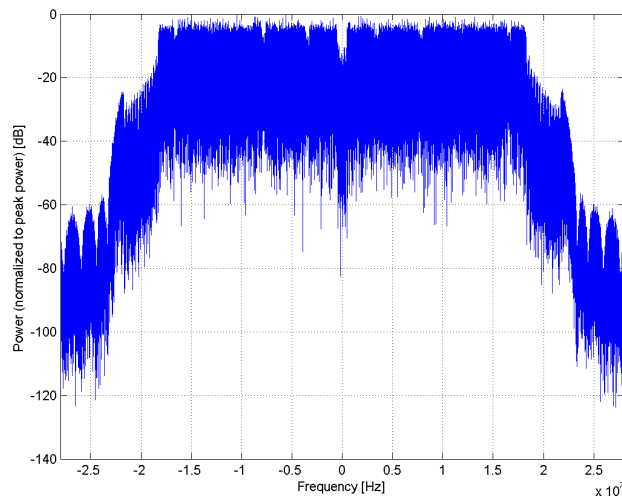
Bandwidth: 40.0 MHz
Integration Time: 2.0 ms

¹ PAR (0.1%) in accordance with FCC KDB 971168, Section 6.0 "Measurement of the Peak-to-Average Power Ratio (PAPR)"

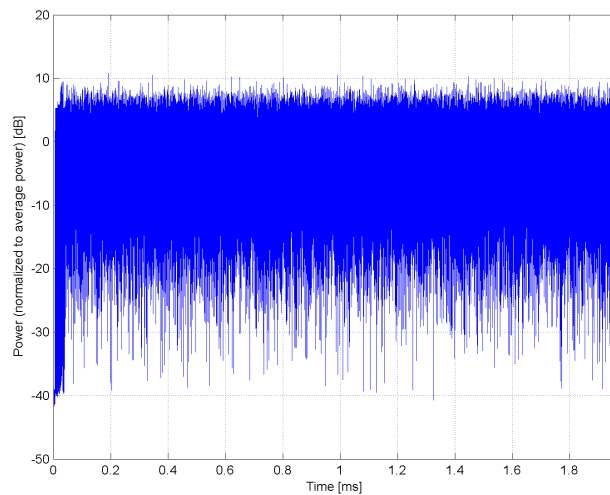
² Modulation Interference Factor (MIF) value valid only in conjunction with advanced probe response linearization calibration for the same communication system (same UID and version).



Complementary Cumulative Distribution Function (CCDF)



Frequency Domain



Time Domain

**Calibration Laboratory of
Schmid & Partner
Engineering AG**
Zeughausstrasse 43, 8004 Zurich, Switzerland

Name: **IEEE 802.11n (HT Mixed, 150 Mbps, 64-QAM)**

Group: WLAN
UID: 10224-CAD

PAR: ¹ **8.08 dB**
MIF: ² **-17.01 dB**

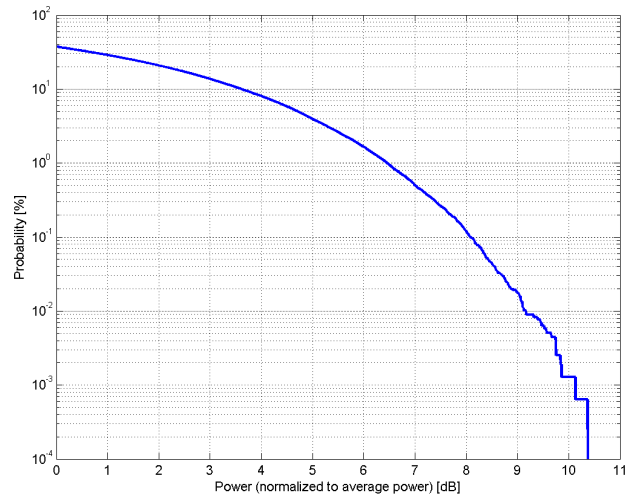
Standard Reference: IEEE 802.11n-2009
Category: Random amplitude modulation
Modulation: 64-QAM
Frequency Band: WLAN 2.4GHz (2412.0 - 2484.0 MHz)
WLAN 5GHz (4915.0 - 5825.0 MHz)
U-NII-1, U-NII-2A (5170 - 5330 MHz)
U-NII-2C Standalone (5490 - 5710 MHz)
U-NII-2C <5.65 GHz (5490 - 5650 MHz)
U-NII-3 Standalone (5735 - 5835 MHz)
U-NII-2C, U-NII-3 (5650 - 5835 MHz)
U-NII-4 (5.825 - 5.925 MHz)
Validation band (0.0 - 6000.0 MHz)

Detailed Specification: Modulation: 64-QAM
Data Rate: 150 Mbps
PPDU Format: HT Mixed
PPDU Type: 40 MHz
MCS Index: 7
Guard Interval: Short
Payload Length: 36008

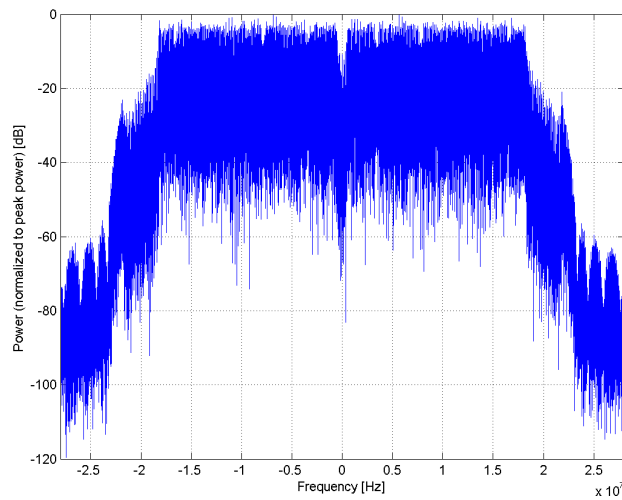
Bandwidth: 40.0 MHz
Integration Time: 2.0 ms

¹ PAR (0.1%) in accordance with FCC KDB 971168, Section 6.0 "Measurement of the Peak-to-Average Power Ratio (PAPR)"

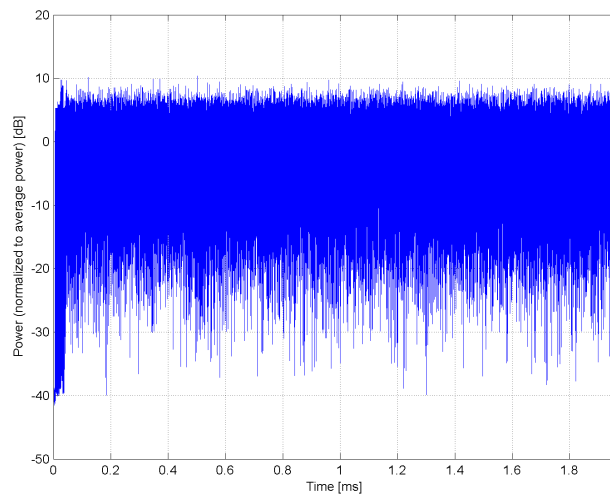
² Modulation Interference Factor (MIF) value valid only in conjunction with advanced probe response linearization calibration for the same communication system (same UID and version).



Complementary Cumulative Distribution Function (CCDF)



Frequency Domain



Time Domain

**Calibration Laboratory of
Schmid & Partner
Engineering AG**
Zeughausstrasse 43, 8004 Zurich, Switzerland

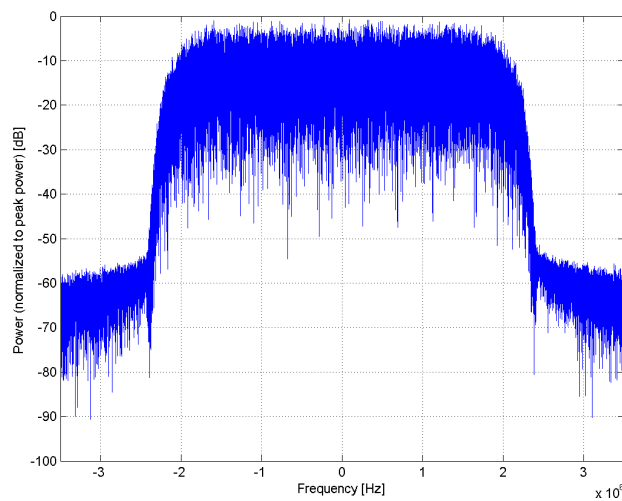
Name:	UMTS-FDD (HSPA+)
Group:	WCDMA
UID:	10225-CAC
PAR: ¹	5.97 dB
MIF: ²	-20.39 dB
Standard Reference:	3GPP Rel 7 TS 34.121 FCC OET KDB 941225 D01 SAR test for 3G devices v02 FCC OET KDB 941225 D02 Guidance for 3GPP R6 and R7 HSPA v02v01
Category:	Random amplitude modulation
Modulation:	16QAM
Frequency Band:	Band 1 (1920.0 - 1980.0 MHz) Band 2 (1850.0 - 1910.0 MHz) Band 3 (1710.0 - 1785.0 MHz) Band 4 (1710.0 - 1755.0 MHz) Band 5 (824.0 - 849.0 MHz) Band 6 (830.0 - 840.0 MHz) Band 7 (2500.0 - 2570.0 MHz) Band 8 (880.0 - 915.0 MHz) Band 9 (1749.9 - 1784.9 MHz) Band 10 (1710.0 - 1770.0 MHz) Band 11 (1427.9 - 1452.9 MHz) Band 12 (698.0 - 716.0 MHz) Band 13 (777.0 - 787.0 MHz) Band 14 (788.0 - 798.0 MHz) Band 19 (830.0 - 845.0 MHz) Band 20 (832.0 - 862.0 MHz) Band 21 (1447.9 - 1462.9 MHz) Band 22 (3410.0 - 3490.0 MHz) Band 25 (1850.0 - 1915.0 MHz) Band 26 (814.0 - 849.0 MHz) Validation band (0.0 - 6000.0 MHz)
Detailed Specification:	12.2 kbps RMC, FRC H-Set 2 CQI value: 2 Sub-test 2 Conditions: DPCCH gain factor (Beta.c) = 6/15 DPDCH gain factor (Beta.d): 15/15 E-DPDCH Settings: Symbol Rate: 2x1960 Mbps Modulation 4PAM Data Type: PN9
Bandwidth:	5.0 MHz
Integration Time:	100.0 ms

¹ PAR (0.1%) in accordance with FCC KDB 971168, Section 6.0 "Measurement of the Peak-to-Average Power Ratio (PAPR)"

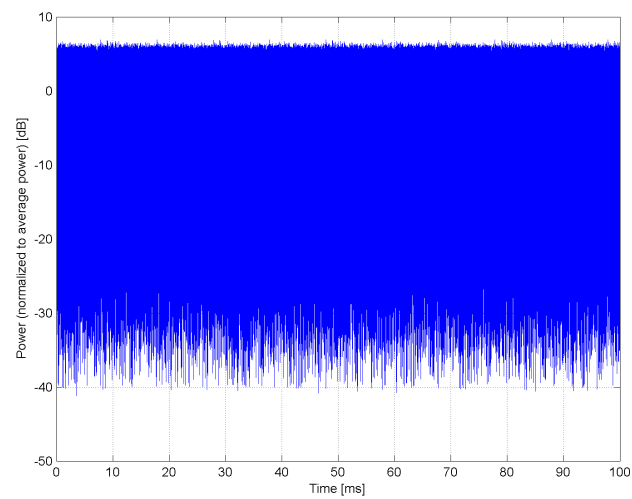
² Modulation Interference Factor (MIF) value valid only in conjunction with advanced probe response linearization calibration for the same communication system (same UID and version).



Complementary Cumulative Distribution Function (CCDF)



Frequency Domain



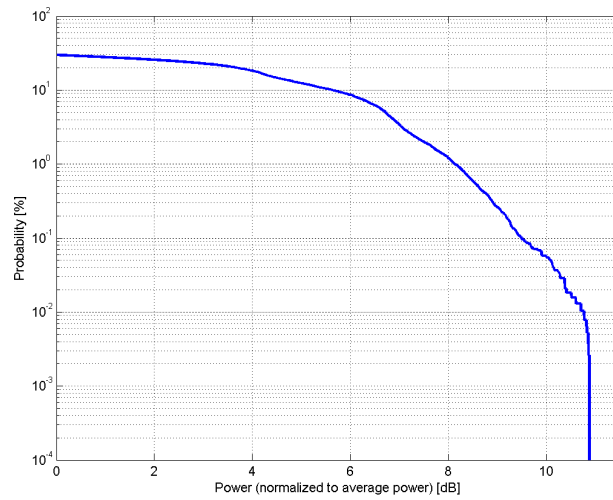
Time Domain

**Calibration Laboratory of
Schmid & Partner
Engineering AG**
Zeughausstrasse 43, 8004 Zurich, Switzerland

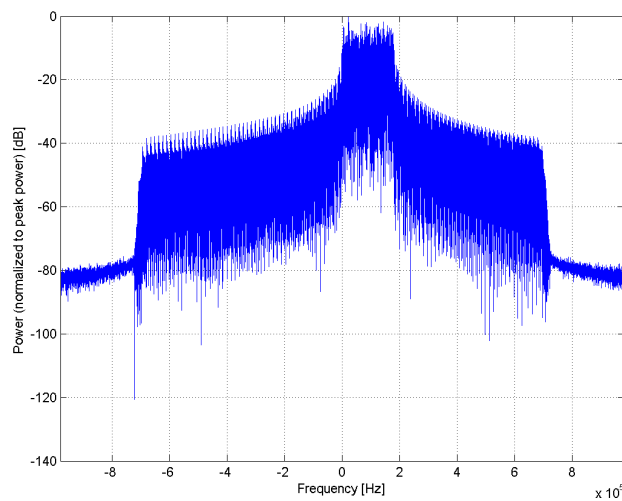
Name:	LTE-TDD (SC-FDMA, 1 RB, 1.4 MHz, 16-QAM)
Group:	LTE-TDD
UID:	10226-CAC
PAR: ¹	9.49 dB
MIF: ²	-1.44 dB
Standard Reference:	3GPP / ETSI TS 136.101 V8.4.0 3GPP / ETSI TS 136.213 V8.4.0 FCC OET KDB 941225 D05 SAR for LTE Devices v01
Category:	Random amplitude modulation
Modulation:	16-QAM
Frequency Band:	Band 35 (1850.0 - 1910.0 MHz) Band 36 (1930.0 - 1990.0 MHz) Band 53 (2483.5 - 2495.0 MHz) Validation band (0.0 - 6000.0 MHz)
Detailed Specification:	Modulation Scheme: SC-FDMA Uplink-downlink configuration: 1 Special Subframe configuration: 4 Number of Frames: 1 Settings for UL Subframe 2,3,7,8: Number of PUSCHs: 1 Modulation Scheme: 16QAM Allocated RB: 1 Start Number of RB: 3 Data Type: PN9fix
Bandwidth:	1.4 MHz
Integration Time:	10.0 ms

¹ PAR (0.1%) in accordance with FCC KDB 971168, Section 6.0 "Measurement of the Peak-to-Average Power Ratio (PAPR)"

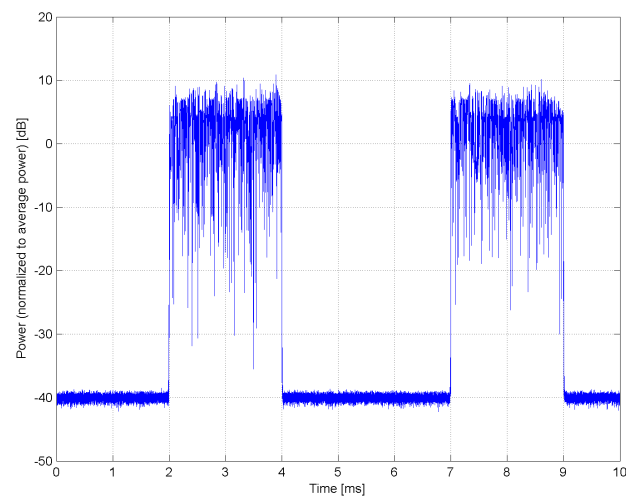
² Modulation Interference Factor (MIF) value valid only in conjunction with advanced probe response linearization calibration for the same communication system (same UID and version).



Complementary Cumulative Distribution Function (CCDF)



Frequency Domain



Time Domain

**Calibration Laboratory of
Schmid & Partner
Engineering AG**
Zeughausstrasse 43, 8004 Zurich, Switzerland

Name: **LTE-TDD (SC-FDMA, 1 RB, 1.4 MHz, 64-QAM)**

Group: LTE-TDD
UID: 10227-CAC

PAR: ¹ **10.26 dB**
MIF: ² **-1.54 dB**

Standard Reference: 3GPP / ETSI TS 136.101 V8.4.0
3GPP / ETSI TS 136.213 V8.4.0
FCC OET KDB 941225 D05 SAR for LTE Devices v01

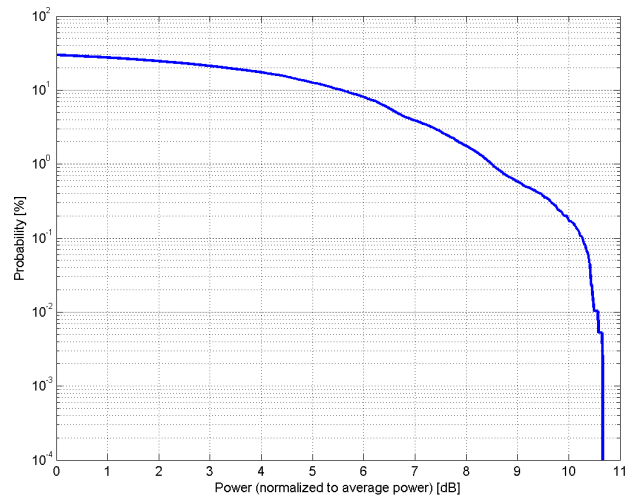
Category: Random amplitude modulation
Modulation: 64-QAM
Frequency Band: Band 35 (1850.0 - 1910.0 MHz)
Band 36 (1930.0 - 1990.0 MHz)
Band 53 (2483.5 - 2495.0 MHz)
Validation band (0.0 - 6000.0 MHz)

Detailed Specification: Modulation Scheme: SC-FDMA
Uplink-downlink configuration: 1
Special Subframe configuration: 4
Number of Frames: 1
Settings for UL Subframe 2,3,7,8:
Number of PUSCHs: 1
Modulation Scheme: 64QAM
Allocated RB: 1
Start Number of RB: 3
Data Type: PN9fix

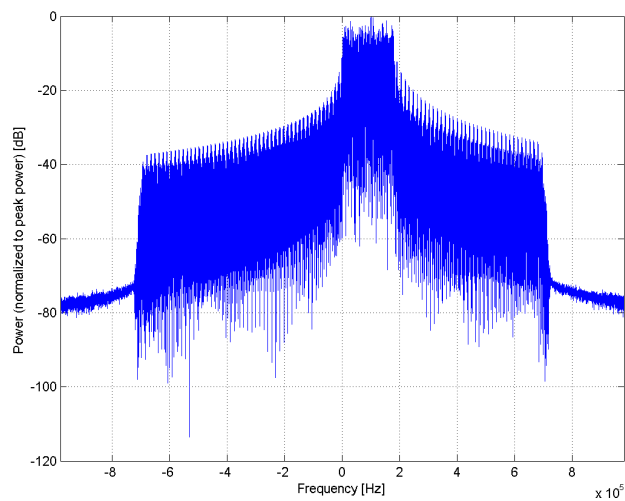
Bandwidth: 1.4 MHz
Integration Time: 10.0 ms

¹ PAR (0.1%) in accordance with FCC KDB 971168, Section 6.0 "Measurement of the Peak-to-Average Power Ratio (PAPR)"

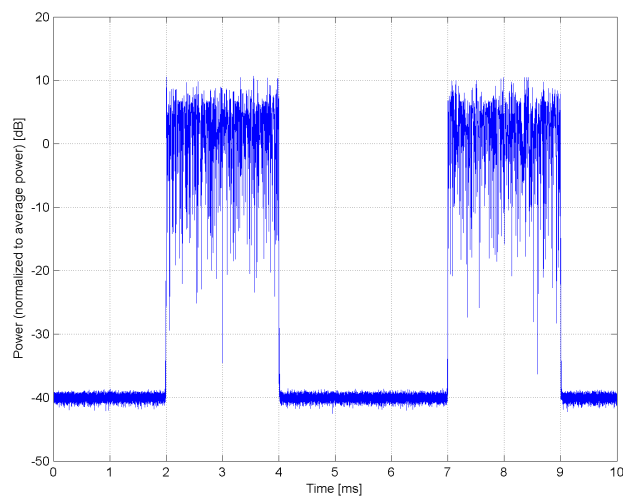
² Modulation Interference Factor (MIF) value valid only in conjunction with advanced probe response linearization calibration for the same communication system (same UID and version).



Complementary Cumulative Distribution Function (CCDF)



Frequency Domain



Time Domain

**Calibration Laboratory of
Schmid & Partner
Engineering AG**
Zeughausstrasse 43, 8004 Zurich, Switzerland

Name: **LTE-TDD (SC-FDMA, 1 RB, 1.4 MHz, QPSK)**

Group: LTE-TDD
UID: 10228-CAC

PAR: ¹ **9.22 dB**
MIF: ² **-1.62 dB**

Standard Reference: 3GPP / ETSI TS 136.101 V8.4.0
3GPP / ETSI TS 136.213 V8.4.0
FCC OET KDB 941225 D05 SAR for LTE Devices v01

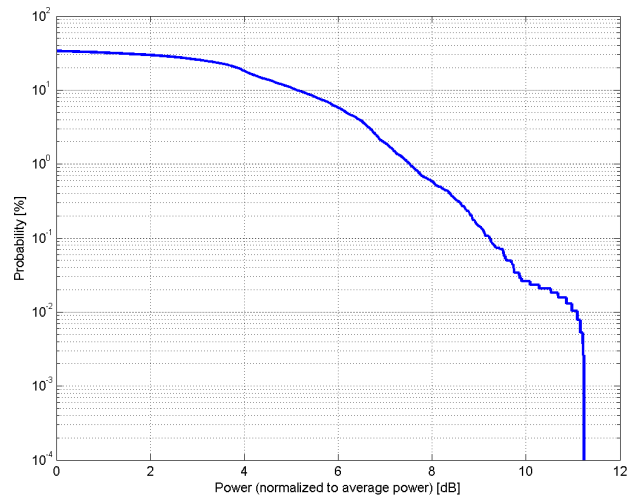
Category: Random amplitude modulation
Modulation: QPSK
Frequency Band: Band 35 (1850.0 - 1910.0 MHz)
Band 36 (1930.0 - 1990.0 MHz)
Band 53 (2483.5 - 2495.0 MHz)
Validation band (0.0 - 6000.0 MHz)

Detailed Specification: Modulation Scheme: SC-FDMA
Uplink-downlink configuration: 1
Special Subframe configuration: 4
Number of Frames: 1
Settings for UL Subframe 2,3,7,8:
Number of PUSCHs: 1
Modulation Scheme: QPSK
Allocated RB: 1
Start Number of RB: 3
Data Type: PN9fix

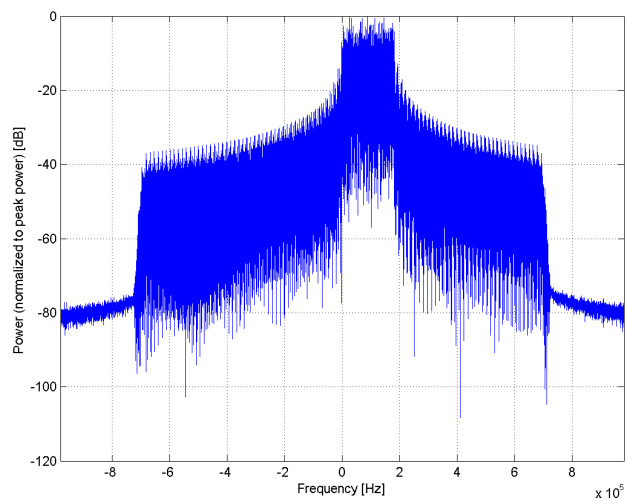
Bandwidth: 1.4 MHz
Integration Time: 10.0 ms

¹ PAR (0.1%) in accordance with FCC KDB 971168, Section 6.0 "Measurement of the Peak-to-Average Power Ratio (PAPR)"

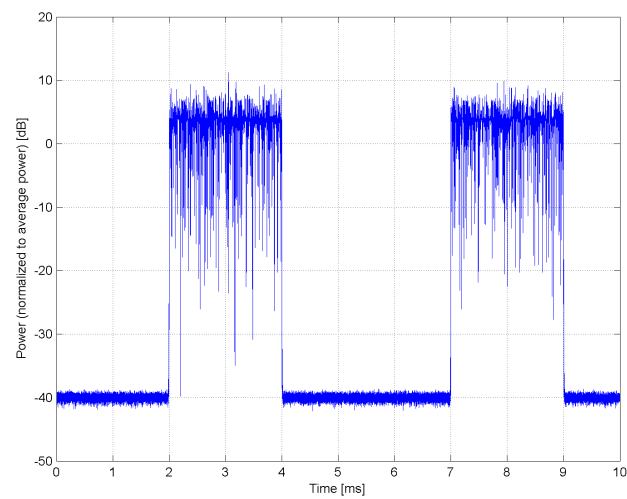
² Modulation Interference Factor (MIF) value valid only in conjunction with advanced probe response linearization calibration for the same communication system (same UID and version).



Complementary Cumulative Distribution Function (CCDF)



Frequency Domain



Time Domain

**Calibration Laboratory of
Schmid & Partner
Engineering AG**
Zeughausstrasse 43, 8004 Zurich, Switzerland

Name: **LTE-TDD (SC-FDMA, 1 RB, 3 MHz, 16-QAM)**

Group: LTE-TDD
UID: 10229-CAE

PAR: ¹ **9.48 dB**
MIF: ² **-1.44 dB**

Standard Reference: 3GPP / ETSI TS 136.101 V8.4.0
3GPP / ETSI TS 136.213 V8.4.0
FCC OET KDB 941225 D05 SAR for LTE Devices v01

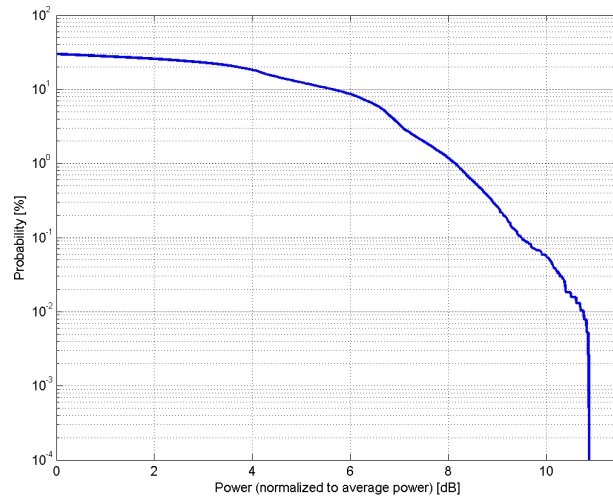
Category: Random amplitude modulation
Modulation: 16-QAM
Frequency Band: Band 35 (1850.0 - 1910.0 MHz)
Band 36 (1930.0 - 1990.0 MHz)
Band 44 (703.0 - 803.0 MHz)
Band 50 (1432.0 - 1517.0 MHz)
Band 51 (1427.0 - 1432.0 MHz)
Band 53 (2483.5 - 2495.0 MHz)
Validation band (0.0 - 6000.0 MHz)

Detailed Specification: Modulation Scheme: SC-FDMA
Uplink-downlink configuration: 1
Special Subframe configuration: 4
Number of Frames: 1
Settings for UL Subframe 2,3,7,8:
Number of PUSCHs: 1
Modulation Scheme: 16QAM
Allocated RB: 1
Start Number of RB: 7
Data Type: PN9fix

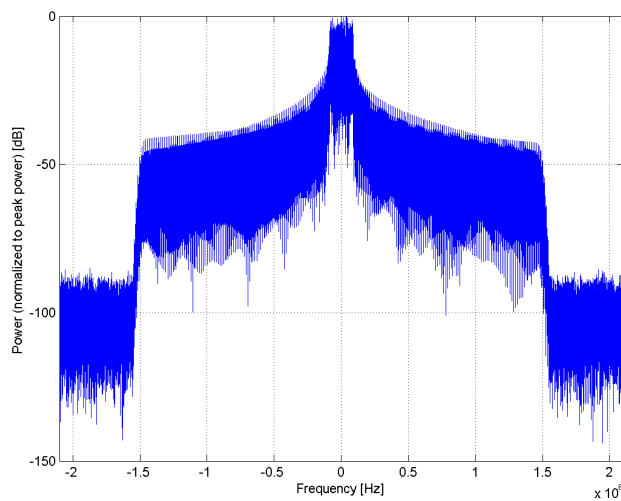
Bandwidth: 3.0 MHz
Integration Time: 10.0 ms

¹ PAR (0.1%) in accordance with FCC KDB 971168, Section 6.0 "Measurement of the Peak-to-Average Power Ratio (PAPR)"

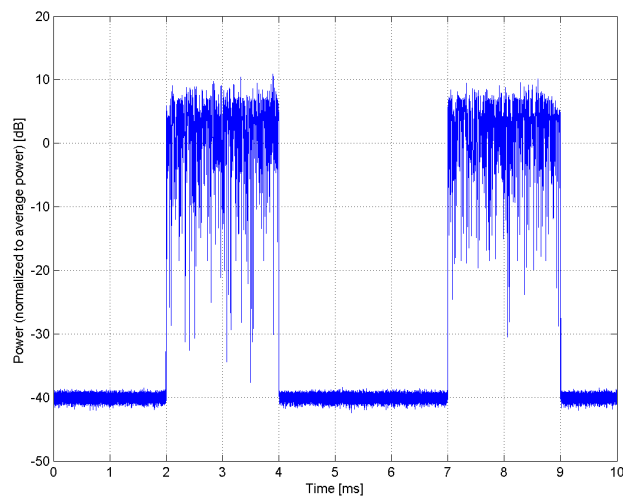
² Modulation Interference Factor (MIF) value valid only in conjunction with advanced probe response linearization calibration for the same communication system (same UID and version).



Complementary Cumulative Distribution Function (CCDF)



Frequency Domain



Time Domain

**Calibration Laboratory of
Schmid & Partner
Engineering AG**
Zeughausstrasse 43, 8004 Zurich, Switzerland

Name: **LTE-TDD (SC-FDMA, 1 RB, 3 MHz, 64-QAM)**

Group: LTE-TDD
UID: 10230-CAE

PAR: ¹ **10.25 dB**
MIF: ² **-1.54 dB**

Standard Reference: 3GPP / ETSI TS 136.101 V8.4.0
3GPP / ETSI TS 136.213 V8.4.0
FCC OET KDB 941225 D05 SAR for LTE Devices v01

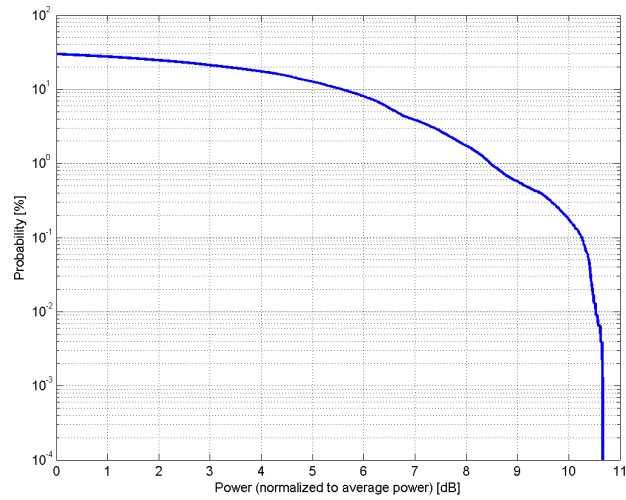
Category: Random amplitude modulation
Modulation: 64-QAM
Frequency Band: Band 35 (1850.0 - 1910.0 MHz)
Band 36 (1930.0 - 1990.0 MHz)
Band 44 (703.0 - 803.0 MHz)
Band 50 (1432.0 - 1517.0 MHz)
Band 51 (1427.0 - 1432.0 MHz)
Band 53 (2483.5 - 2495.0 MHz)
Validation band (0.0 - 6000.0 MHz)

Detailed Specification: Modulation Scheme: SC-FDMA
Uplink-downlink configuration: 1
Special Subframe configuration: 4
Number of Frames: 1
Settings for UL Subframe 2,3,7,8:
Number of PUSCHs: 1
Modulation Scheme: 64QAM
Allocated RB: 1
Start Number of RB: 7
Data Type: PN9fix

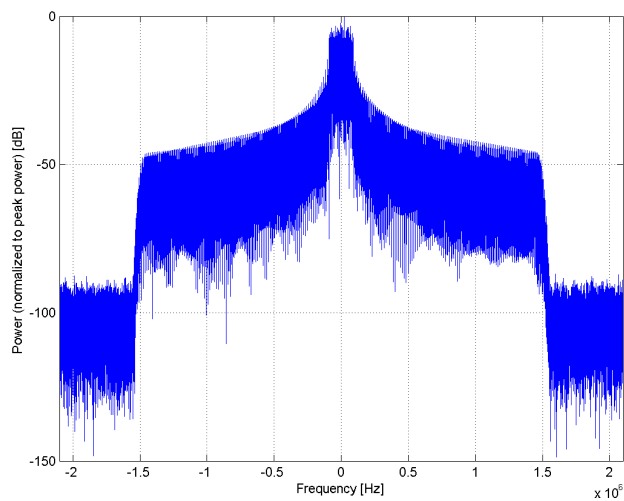
Bandwidth: 3.0 MHz
Integration Time: 10.0 ms

¹ PAR (0.1%) in accordance with FCC KDB 971168, Section 6.0 "Measurement of the Peak-to-Average Power Ratio (PAPR)"

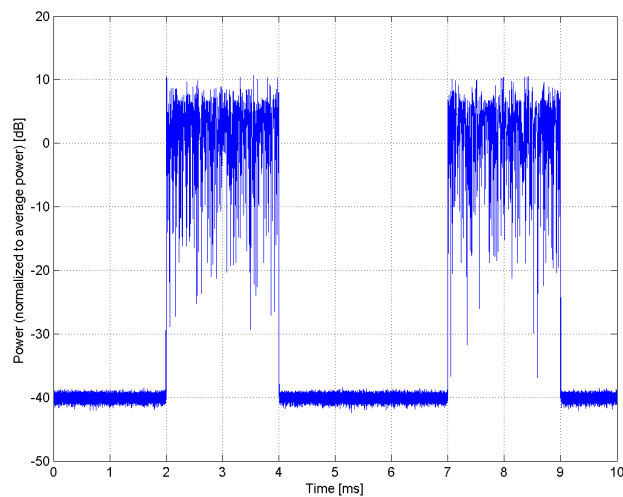
² Modulation Interference Factor (MIF) value valid only in conjunction with advanced probe response linearization calibration for the same communication system (same UID and version).



Complementary Cumulative Distribution Function (CCDF)



Frequency Domain



Time Domain

**Calibration Laboratory of
Schmid & Partner
Engineering AG**
Zeughausstrasse 43, 8004 Zurich, Switzerland

Name: **LTE-TDD (SC-FDMA, 1 RB, 3 MHz, QPSK)**

Group: LTE-TDD
UID: 10231-CAE

PAR: ¹ **9.19 dB**
MIF: ² **-1.62 dB**

Standard Reference: 3GPP / ETSI TS 136.101 V8.4.0
3GPP / ETSI TS 136.213 V8.4.0
FCC OET KDB 941225 D05 SAR for LTE Devices v01

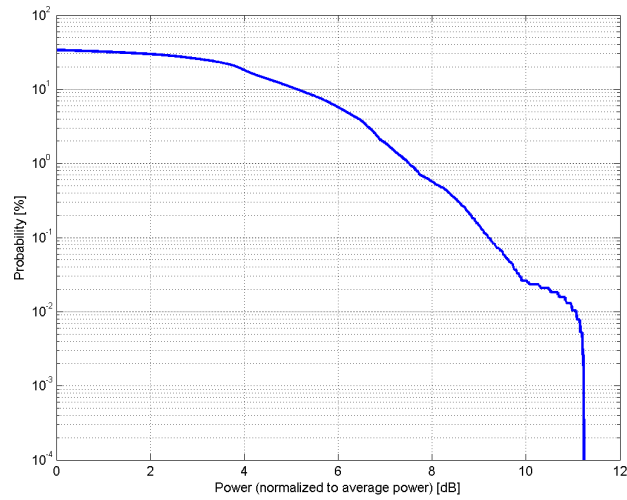
Category: Random amplitude modulation
Modulation: QPSK
Frequency Band: Band 35 (1850.0 - 1910.0 MHz)
Band 36 (1930.0 - 1990.0 MHz)
Band 44 (703.0 - 803.0 MHz)
Band 50 (1432.0 - 1517.0 MHz)
Band 51 (1427.0 - 1432.0 MHz)
Band 53 (2483.5 - 2495.0 MHz)
Validation band (0.0 - 6000.0 MHz)

Detailed Specification: Modulation Scheme: SC-FDMA
Uplink-downlink configuration: 1
Special Subframe configuration: 4
Number of Frames: 1
Settings for UL Subframe 2,3,7,8:
Number of PUSCHs: 1
Modulation Scheme: QPSK
Allocated RB: 1
Start Number of RB: 7
Data Type: PN9fix

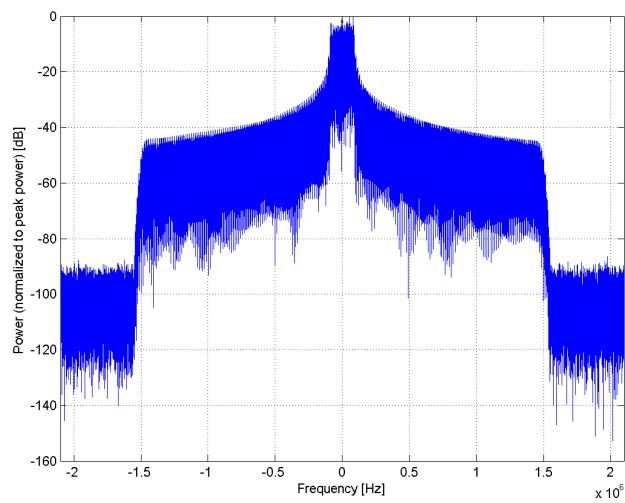
Bandwidth: 3.0 MHz
Integration Time: 10.0 ms

¹ PAR (0.1%) in accordance with FCC KDB 971168, Section 6.0 "Measurement of the Peak-to-Average Power Ratio (PAPR)"

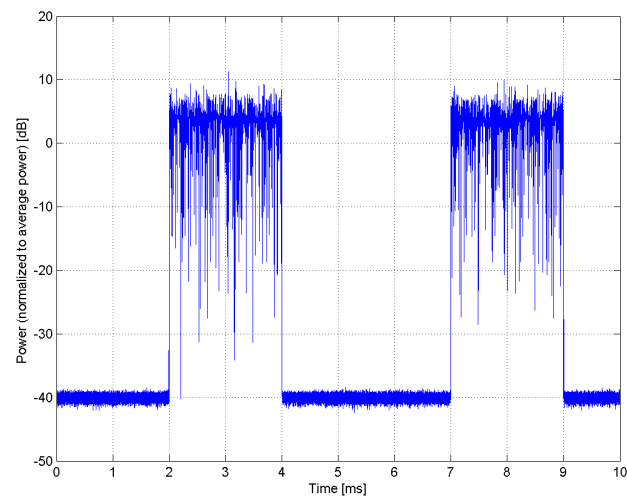
² Modulation Interference Factor (MIF) value valid only in conjunction with advanced probe response linearization calibration for the same communication system (same UID and version).



Complementary Cumulative Distribution Function (CCDF)



Frequency Domain



Time Domain

**Calibration Laboratory of
Schmid & Partner
Engineering AG**
Zeughausstrasse 43, 8004 Zurich, Switzerland

Name: **LTE-TDD (SC-FDMA, 1 RB, 5 MHz, 16-QAM)**

Group: LTE-TDD
UID: 10232-CAH

PAR: ¹ **9.48 dB**
MIF: ² **-1.44 dB**

Standard Reference: 3GPP / ETSI TS 136.101 V8.4.0
3GPP / ETSI TS 136.213 V8.4.0
FCC OET KDB 941225 D05 SAR for LTE Devices v01

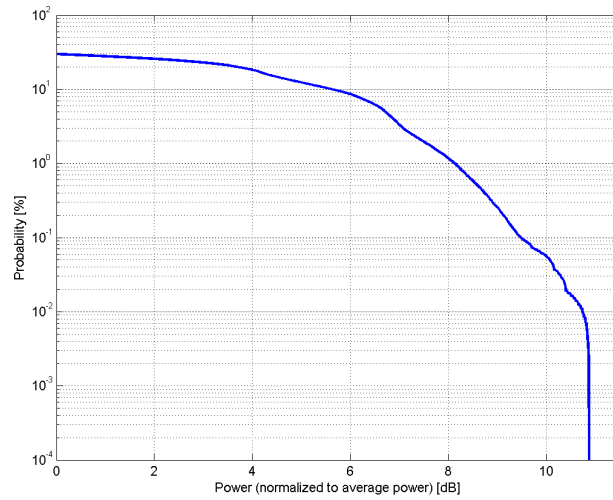
Category: Random amplitude modulation
Modulation: 16-QAM
Frequency Band: Band 33 (1900.0 - 1920.0 MHz)
Band 34 (2010.0 - 2025.0 MHz)
Band 35 (1850.0 - 1910.0 MHz)
Band 36 (1930.0 - 1990.0 MHz)
Band 37 (1910.0 - 1930.0 MHz)
Band 38 (2570.0 - 2620.0 MHz)
Band 39 (1880.0 - 1920.0 MHz)
Band 40 (2300.0 - 2400.0 MHz)
Band 41 (2496.0 - 2690.0 MHz)
Band 42 (3400.0 - 3600.0 MHz)
Band 43 (3600.0 - 3800.0 MHz)
Band 44 (703.0 - 803.0 MHz)
Band 45 (1447.0 - 1467.0 MHz)
Band 48 (3550.0 - 3700.0 MHz)
Band 50 (1432.0 - 1517.0 MHz)
Band 51 (1427.0 - 1432.0 MHz)
Band 52 (3300.0 - 3400.0 MHz)
Band 53 (2483.5 - 2495.0 MHz)
Validation band (0.0 - 6000.0 MHz)

Detailed Specification: Modulation Scheme: SC-FDMA
Uplink-downlink configuration: 1
Special Subframe configuration: 4
Number of Frames: 1
Settings for UL Subframe 2,3,7,8:
Number of PUSCHs: 1
Modulation Scheme: 16QAM
Allocated RB: 1
Start Number of RB: 12
Data Type: PN9fix

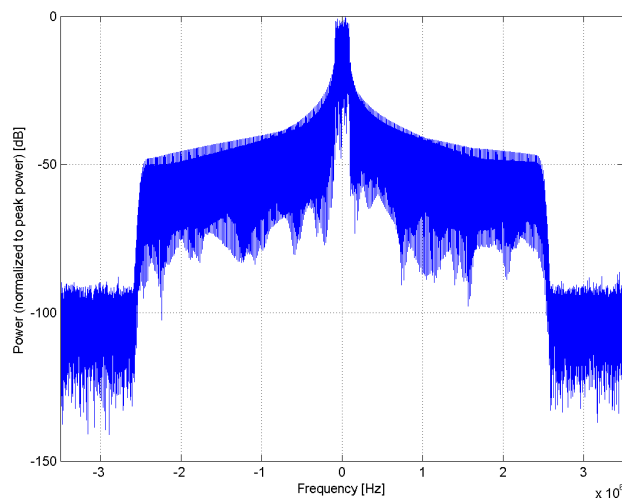
Bandwidth: 5.0 MHz
Integration Time: 10.0 ms

¹ PAR (0.1%) in accordance with FCC KDB 971168, Section 6.0 "Measurement of the Peak-to-Average Power Ratio (PAPR)"

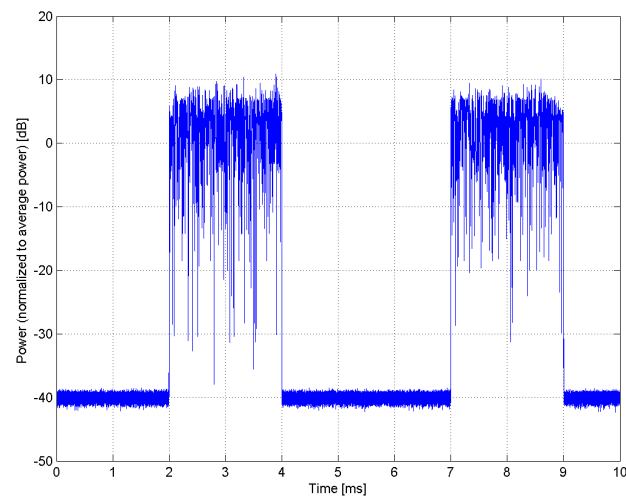
² Modulation Interference Factor (MIF) value valid only in conjunction with advanced probe response linearization calibration for the same communication system (same UID and version).



Complementary Cumulative Distribution Function (CCDF)



Frequency Domain



Time Domain

**Calibration Laboratory of
Schmid & Partner
Engineering AG**
Zeughausstrasse 43, 8004 Zurich, Switzerland

Name: **LTE-TDD (SC-FDMA, 1 RB, 5 MHz, 64-QAM)**

Group: LTE-TDD
UID: 10233-CAH

PAR: ¹ **10.25 dB**
MIF: ² **-1.54 dB**

Standard Reference: 3GPP / ETSI TS 136.101 V8.4.0
3GPP / ETSI TS 136.213 V8.4.0
FCC OET KDB 941225 D05 SAR for LTE Devices v01

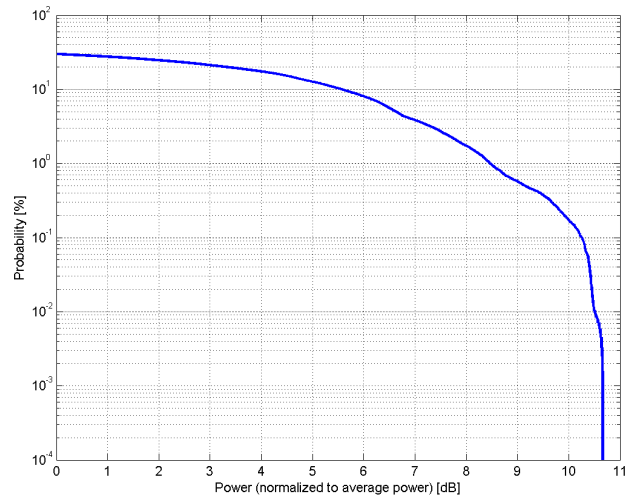
Category: Random amplitude modulation
Modulation: 64-QAM
Frequency Band: Band 33 (1900.0 - 1920.0 MHz)
Band 34 (2010.0 - 2025.0 MHz)
Band 35 (1850.0 - 1910.0 MHz)
Band 36 (1930.0 - 1990.0 MHz)
Band 37 (1910.0 - 1930.0 MHz)
Band 38 (2570.0 - 2620.0 MHz)
Band 39 (1880.0 - 1920.0 MHz)
Band 40 (2300.0 - 2400.0 MHz)
Band 41 (2496.0 - 2690.0 MHz)
Band 42 (3400.0 - 3600.0 MHz)
Band 43 (3600.0 - 3800.0 MHz)
Band 44 (703.0 - 803.0 MHz)
Band 45 (1447.0 - 1467.0 MHz)
Band 48 (3550.0 - 3700.0 MHz)
Band 50 (1432.0 - 1517.0 MHz)
Band 51 (1427.0 - 1432.0 MHz)
Band 52 (3300.0 - 3400.0 MHz)
Band 53 (2483.5 - 2495.0 MHz)
Validation band (0.0 - 6000.0 MHz)

Detailed Specification: Modulation Scheme: SC-FDMA
Uplink-downlink configuration: 1
Special Subframe configuration: 4
Number of Frames: 1
Settings for UL Subframe 2,3,7,8:
Number of PUSCHs: 1
Modulation Scheme: 64-QAM
Allocated RB: 1
Start Number of RB: 12
Data Type: PN9fix

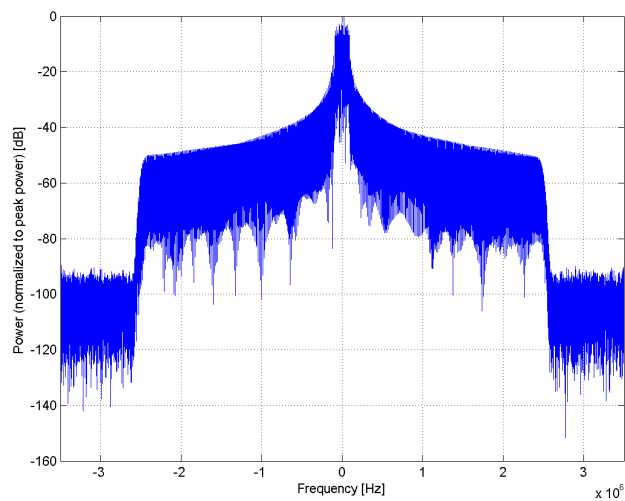
Bandwidth: 5.0 MHz
Integration Time: 10.0 ms

¹ PAR (0.1%) in accordance with FCC KDB 971168, Section 6.0 "Measurement of the Peak-to-Average Power Ratio (PAPR)"

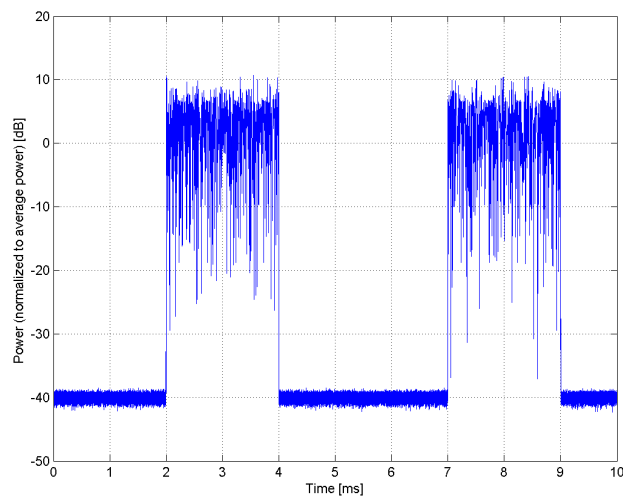
² Modulation Interference Factor (MIF) value valid only in conjunction with advanced probe response linearization calibration for the same communication system (same UID and version).



Complementary Cumulative Distribution Function (CCDF)



Frequency Domain



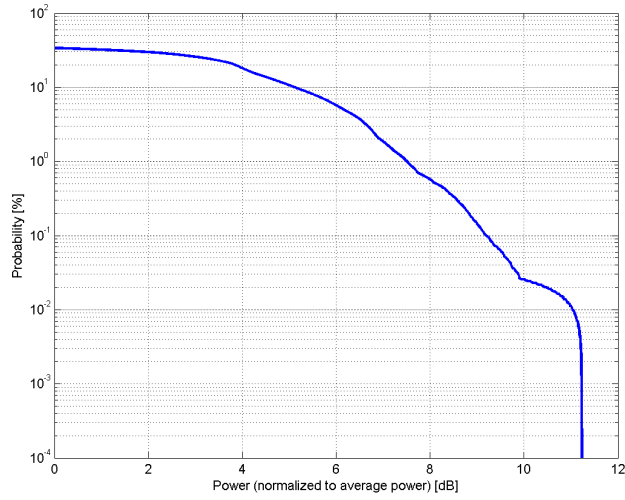
Time Domain

**Calibration Laboratory of
Schmid & Partner
Engineering AG**
Zeughausstrasse 43, 8004 Zurich, Switzerland

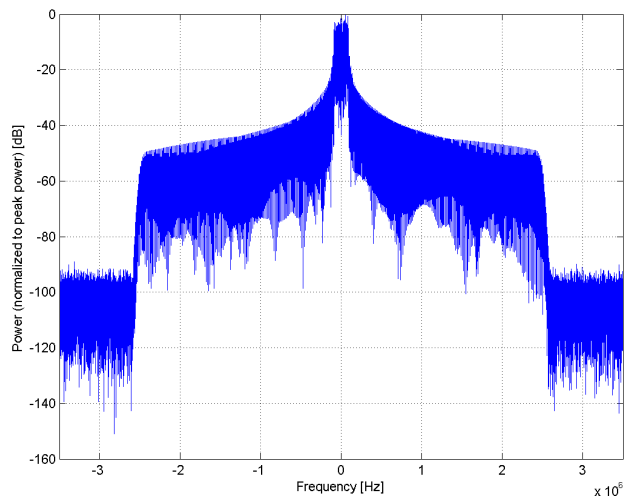
Name:	LTE-TDD (SC-FDMA, 1 RB, 5 MHz, QPSK)
Group:	LTE-TDD
UID:	10234-CAH
PAR: ¹	9.21 dB
MIF: ²	-1.62 dB
Standard Reference:	3GPP / ETSI TS 136.101 V8.4.0 3GPP / ETSI TS 136.213 V8.4.0 FCC OET KDB 941225 D05 SAR for LTE Devices v01
Category:	Random amplitude modulation
Modulation:	QPSK
Frequency Band:	Band 33 (1900.0 - 1920.0 MHz) Band 34 (2010.0 - 2025.0 MHz) Band 35 (1850.0 - 1910.0 MHz) Band 36 (1930.0 - 1990.0 MHz) Band 37 (1910.0 - 1930.0 MHz) Band 38 (2570.0 - 2620.0 MHz) Band 39 (1880.0 - 1920.0 MHz) Band 40 (2300.0 - 2400.0 MHz) Band 41 (2496.0 - 2690.0 MHz) Band 42 (3400.0 - 3600.0 MHz) Band 43 (3600.0 - 3800.0 MHz) Band 44 (703.0 - 803.0 MHz) Band 45 (1447.0 - 1467.0 MHz) Band 48 (3550.0 - 3700.0 MHz) Band 50 (1432.0 - 1517.0 MHz) Band 51 (1427.0 - 1432.0 MHz) Band 52 (3300.0 - 3400.0 MHz) Band 53 (2483.5 - 2495.0 MHz) Validation band (0.0 - 6000.0 MHz)
Detailed Specification:	Modulation Scheme: SC-FDMA Uplink-downlink configuration: 1 Special Subframe configuration: 4 Number of Frames: 1 Settings for UL Subframe 2,3,7,8: Number of PUSCHs: 1 Modulation Scheme: QPSK Allocated RB: 1 Start Number of RB: 12 Data Type: PN9fix
Bandwidth:	5.0 MHz
Integration Time:	10.0 ms

¹ PAR (0.1%) in accordance with FCC KDB 971168, Section 6.0 "Measurement of the Peak-to-Average Power Ratio (PAPR)"

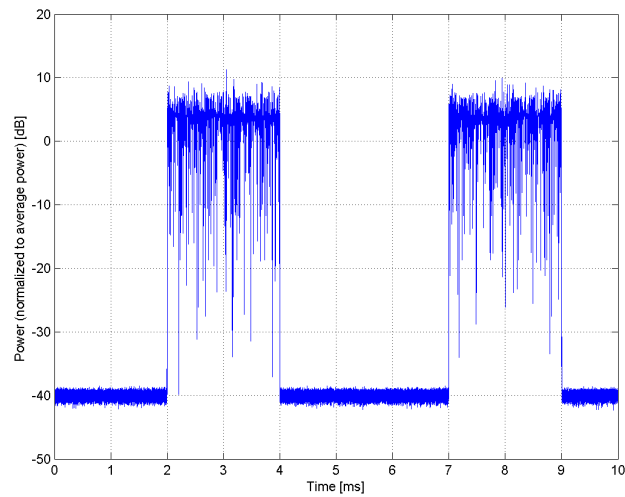
² Modulation Interference Factor (MIF) value valid only in conjunction with advanced probe response linearization calibration for the same communication system (same UID and version).



Complementary Cumulative Distribution Function (CCDF)



Frequency Domain



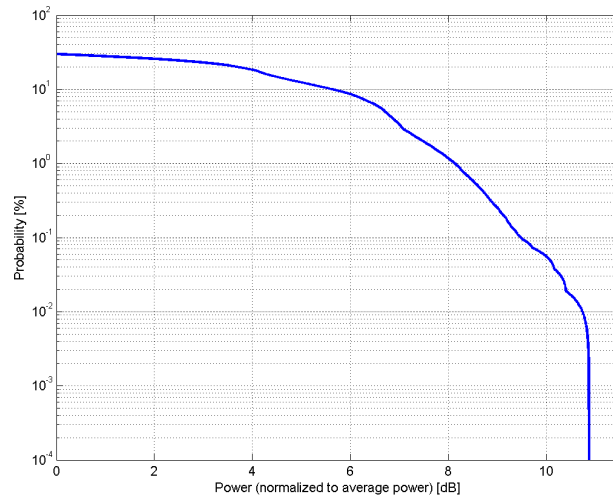
Time Domain

**Calibration Laboratory of
Schmid & Partner
Engineering AG**
Zeughausstrasse 43, 8004 Zurich, Switzerland

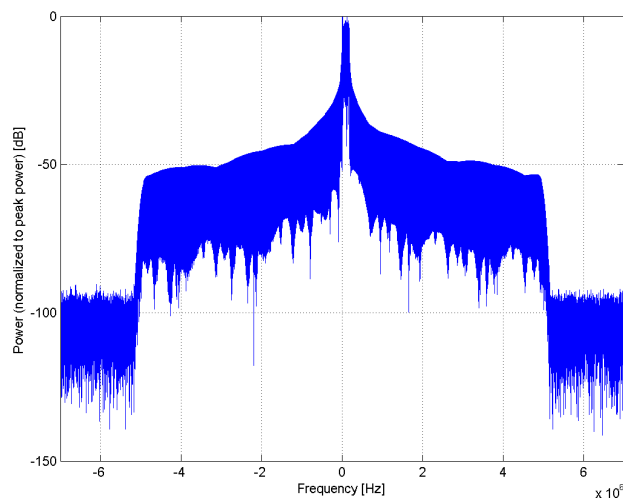
Name:	LTE-TDD (SC-FDMA, 1 RB, 10 MHz, 16-QAM)
Group:	LTE-TDD
UID:	10235-CAH
PAR: ¹	9.48 dB
MIF: ²	-1.44 dB
Standard Reference:	3GPP / ETSI TS 136.101 V8.4.0 3GPP / ETSI TS 136.213 V8.4.0 FCC OET KDB 941225 D05 SAR for LTE Devices v01
Category:	Random amplitude modulation
Modulation:	16-QAM
Frequency Band:	Band 33 (1900.0 - 1920.0 MHz) Band 34 (2010.0 - 2025.0 MHz) Band 35 (1850.0 - 1910.0 MHz) Band 36 (1930.0 - 1990.0 MHz) Band 37 (1910.0 - 1930.0 MHz) Band 38 (2570.0 - 2620.0 MHz) Band 39 (1880.0 - 1920.0 MHz) Band 40 (2300.0 - 2400.0 MHz) Band 41 (2496.0 - 2690.0 MHz) Band 42 (3400.0 - 3600.0 MHz) Band 43 (3600.0 - 3800.0 MHz) Band 44 (703.0 - 803.0 MHz) Band 45 (1447.0 - 1467.0 MHz) Band 46 (5150.0 - 5925.0 MHz) Band 47 (5855.0 - 5925.0 MHz) Band 48 (3550.0 - 3700.0 MHz) Band 49 (3550.0 - 3700.0 MHz) Band 50 (1432.0 - 1517.0 MHz) Band 52 (3300.0 - 3400.0 MHz) Band 53 (2483.5 - 2495.0 MHz) Validation band (0.0 - 6000.0 MHz)
Detailed Specification:	Modulation Scheme: SC-FDMA Uplink-downlink configuration: 1 Special Subframe configuration: 4 Number of Frames: 1 Settings for UL Subframe 2,3,7,8: Number of PUSCHs: 1 Modulation Scheme: 16QAM Allocated RB: 1 Start Number of RB: 25 Data Type: PN9fix
Bandwidth:	10.0 MHz
Integration Time:	10.0 ms

¹ PAR (0.1%) in accordance with FCC KDB 971168, Section 6.0 "Measurement of the Peak-to-Average Power Ratio (PAPR)"

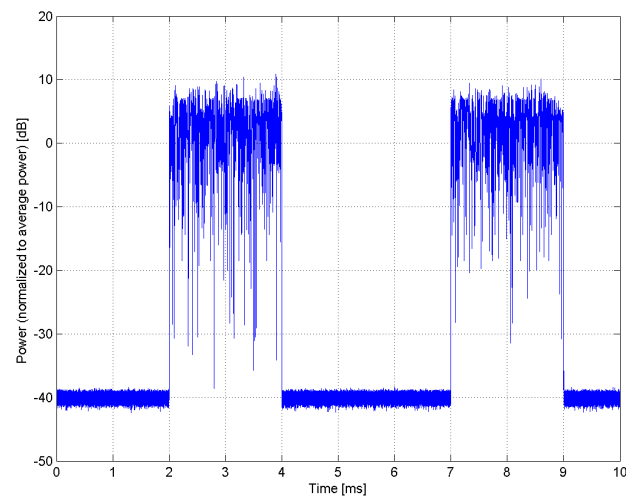
² Modulation Interference Factor (MIF) value valid only in conjunction with advanced probe response linearization calibration for the same communication system (same UID and version).



Complementary Cumulative Distribution Function (CCDF)



Frequency Domain



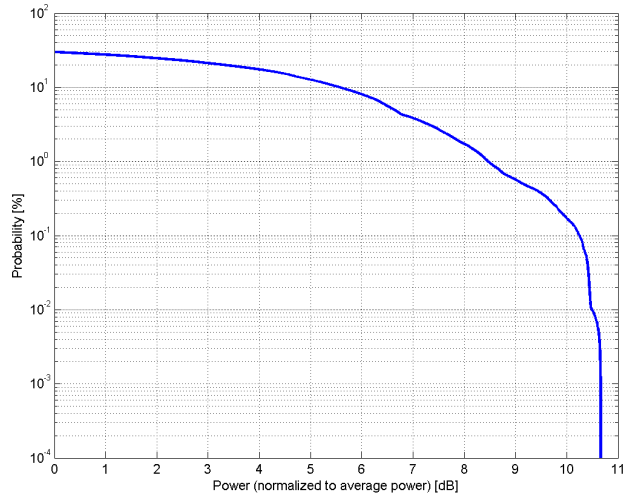
Time Domain

**Calibration Laboratory of
Schmid & Partner
Engineering AG**
Zeughausstrasse 43, 8004 Zurich, Switzerland

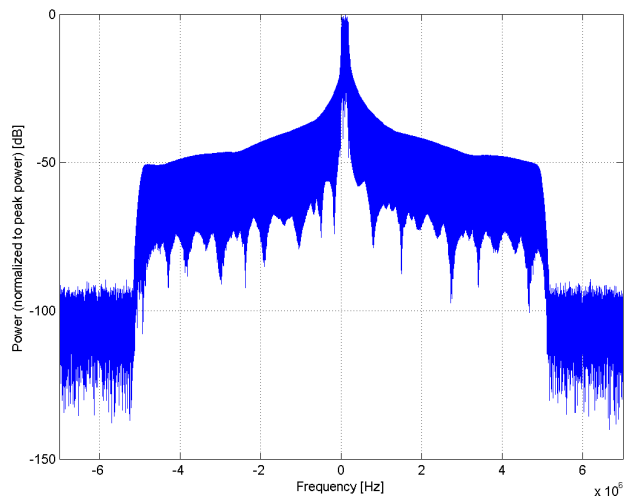
Name:	LTE-TDD (SC-FDMA, 1 RB, 10 MHz, 64-QAM)
Group:	LTE-TDD
UID:	10236-CAH
PAR: ¹	10.25 dB
MIF: ²	-1.54 dB
Standard Reference:	3GPP / ETSI TS 136.101 V8.4.0 3GPP / ETSI TS 136.213 V8.4.0 FCC OET KDB 941225 D05 SAR for LTE Devices v01
Category:	Random amplitude modulation
Modulation:	64-QAM
Frequency Band:	Band 33 (1900.0 - 1920.0 MHz) Band 34 (2010.0 - 2025.0 MHz) Band 35 (1850.0 - 1910.0 MHz) Band 36 (1930.0 - 1990.0 MHz) Band 37 (1910.0 - 1930.0 MHz) Band 38 (2570.0 - 2620.0 MHz) Band 39 (1880.0 - 1920.0 MHz) Band 40 (2300.0 - 2400.0 MHz) Band 41 (2496.0 - 2690.0 MHz) Band 42 (3400.0 - 3600.0 MHz) Band 43 (3600.0 - 3800.0 MHz) Band 44 (703.0 - 803.0 MHz) Band 45 (1447.0 - 1467.0 MHz) Band 46 (5150.0 - 5925.0 MHz) Band 47 (5855.0 - 5925.0 MHz) Band 48 (3550.0 - 3700.0 MHz) Band 49 (3550.0 - 3700.0 MHz) Band 50 (1432.0 - 1517.0 MHz) Band 52 (3300.0 - 3400.0 MHz) Band 53 (2483.5 - 2495.0 MHz) Validation band (0.0 - 6000.0 MHz)
Detailed Specification:	Modulation Scheme: SC-FDMA Uplink-downlink configuration: 1 Special Subframe configuration: 4 Number of Frames: 1 Settings for UL Subframe 2,3,7,8: Number of PUSCHs: 1 Modulation Scheme: 64QAM Allocated RB: 1 Start Number of RB: 25 Data Type: PN9fix
Bandwidth:	10.0 MHz
Integration Time:	10.0 ms

¹ PAR (0.1%) in accordance with FCC KDB 971168, Section 6.0 "Measurement of the Peak-to-Average Power Ratio (PAPR)"

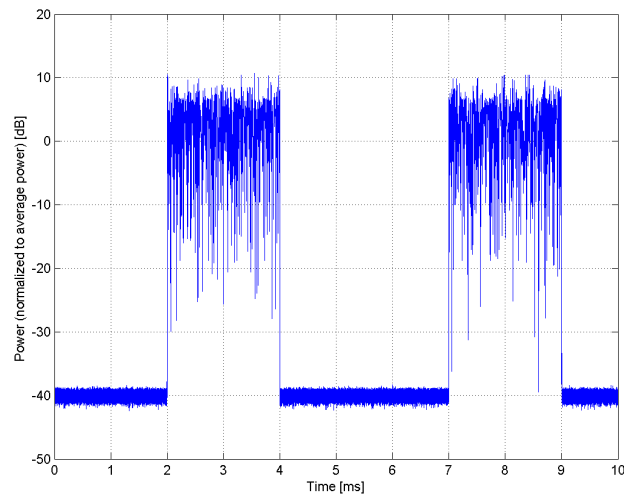
² Modulation Interference Factor (MIF) value valid only in conjunction with advanced probe response linearization calibration for the same communication system (same UID and version).



Complementary Cumulative Distribution Function (CCDF)



Frequency Domain



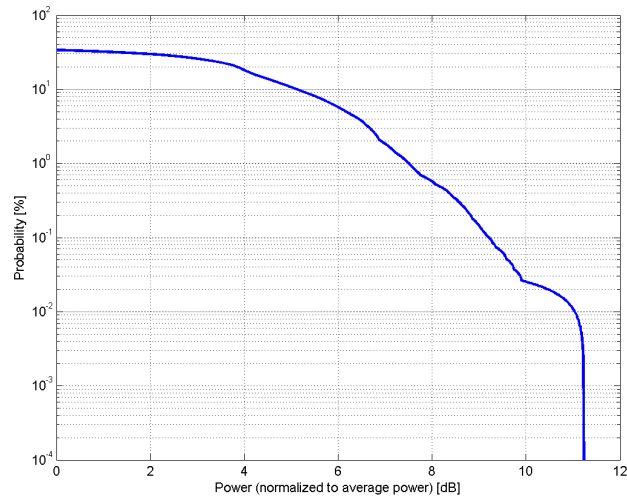
Time Domain

**Calibration Laboratory of
Schmid & Partner
Engineering AG**
Zeughausstrasse 43, 8004 Zurich, Switzerland

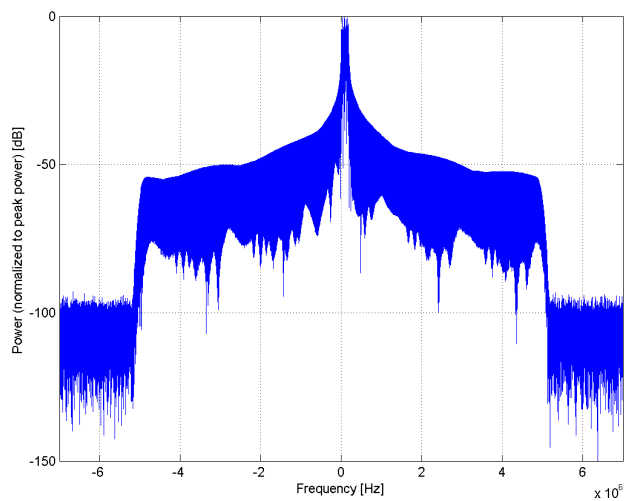
Name:	LTE-TDD (SC-FDMA, 1 RB, 10 MHz, QPSK)
Group:	LTE-TDD
UID:	10237-CAH
PAR: ¹	9.21 dB
MIF: ²	-1.62 dB
Standard Reference:	3GPP / ETSI TS 136.101 V8.4.0 3GPP / ETSI TS 136.213 V8.4.0 FCC OET KDB 941225 D05 SAR for LTE Devices v01
Category:	Random amplitude modulation
Modulation:	QPSK
Frequency Band:	Band 33 (1900.0 - 1920.0 MHz) Band 34 (2010.0 - 2025.0 MHz) Band 35 (1850.0 - 1910.0 MHz) Band 36 (1930.0 - 1990.0 MHz) Band 37 (1910.0 - 1930.0 MHz) Band 38 (2570.0 - 2620.0 MHz) Band 39 (1880.0 - 1920.0 MHz) Band 40 (2300.0 - 2400.0 MHz) Band 41 (2496.0 - 2690.0 MHz) Band 42 (3400.0 - 3600.0 MHz) Band 43 (3600.0 - 3800.0 MHz) Band 44 (703.0 - 803.0 MHz) Band 45 (1447.0 - 1467.0 MHz) Band 46 (5150.0 - 5925.0 MHz) Band 47 (5855.0 - 5925.0 MHz) Band 48 (3550.0 - 3700.0 MHz) Band 49 (3550.0 - 3700.0 MHz) Band 50 (1432.0 - 1517.0 MHz) Band 52 (3300.0 - 3400.0 MHz) Band 53 (2483.5 - 2495.0 MHz) Validation band (0.0 - 6000.0 MHz)
Detailed Specification:	Modulation Scheme: SC-FDMA Uplink-downlink configuration: 1 Special Subframe configuration: 4 Number of Frames: 1 Settings for UL Subframe 2,3,7,8: Number of PUSCHs: 1 Modulation Scheme: QPSK Allocated RB: 1 Start Number of RB: 25 Data Type: PN9fix
Bandwidth:	10.0 MHz
Integration Time:	10.0 ms

¹ PAR (0.1%) in accordance with FCC KDB 971168, Section 6.0 "Measurement of the Peak-to-Average Power Ratio (PAPR)"

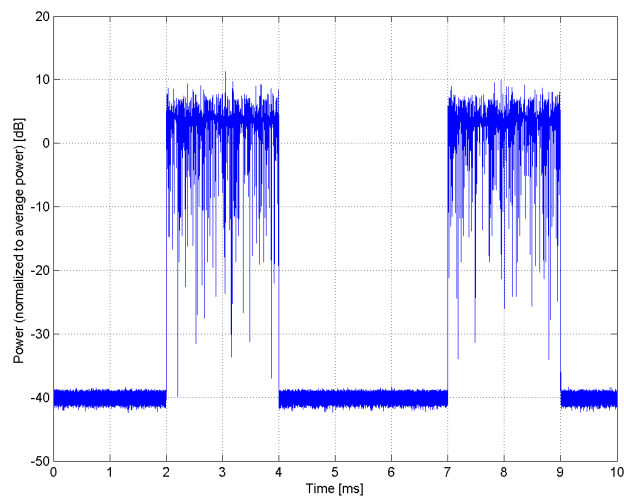
² Modulation Interference Factor (MIF) value valid only in conjunction with advanced probe response linearization calibration for the same communication system (same UID and version).



Complementary Cumulative Distribution Function (CCDF)



Frequency Domain



Time Domain

**Calibration Laboratory of
Schmid & Partner
Engineering AG**
Zeughausstrasse 43, 8004 Zurich, Switzerland

Name: **LTE-TDD (SC-FDMA, 1 RB, 15 MHz, 16-QAM)**

Group: LTE-TDD
UID: 10238-CAG

PAR: ¹ **9.48 dB**
MIF: ² **-1.44 dB**

Standard Reference: 3GPP / ETSI TS 136.101 V8.4.0
3GPP / ETSI TS 136.213 V8.4.0
FCC OET KDB 941225 D05 SAR for LTE Devices v01

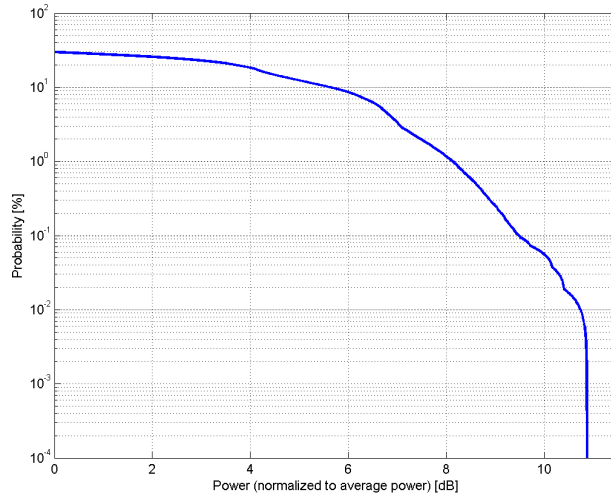
Category: Random amplitude modulation
Modulation: 16-QAM
Frequency Band: Band 33 (1900.0 - 1920.0 MHz)
Band 34 (2010.0 - 2025.0 MHz)
Band 35 (1850.0 - 1910.0 MHz)
Band 36 (1930.0 - 1990.0 MHz)
Band 37 (1910.0 - 1930.0 MHz)
Band 38 (2570.0 - 2620.0 MHz)
Band 39 (1880.0 - 1920.0 MHz)
Band 40 (2300.0 - 2400.0 MHz)
Band 41 (2496.0 - 2690.0 MHz)
Band 42 (3400.0 - 3600.0 MHz)
Band 43 (3600.0 - 3800.0 MHz)
Band 44 (703.0 - 803.0 MHz)
Band 45 (1447.0 - 1467.0 MHz)
Band 48 (3550.0 - 3700.0 MHz)
Band 50 (1432.0 - 1517.0 MHz)
Band 52 (3300.0 - 3400.0 MHz)
Validation band (0.0 - 6000.0 MHz)

Detailed Specification: Modulation Scheme: SC-FDMA
Uplink-downlink configuration: 1
Special Subframe configuration: 4
Number of Frames: 1
Settings for UL Subframe 2,3,7,8:
Number of PUSCHs: 1
Modulation Scheme: 16QAM
Allocated RB: 1
Start Number of RB: 37
Data Type: PN9fix

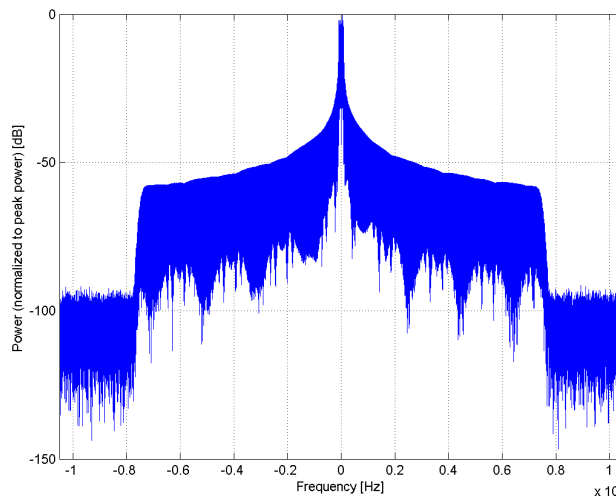
Bandwidth: 15.0 MHz
Integration Time: 10.0 ms

¹ PAR (0.1%) in accordance with FCC KDB 971168, Section 6.0 "Measurement of the Peak-to-Average Power Ratio (PAPR)"

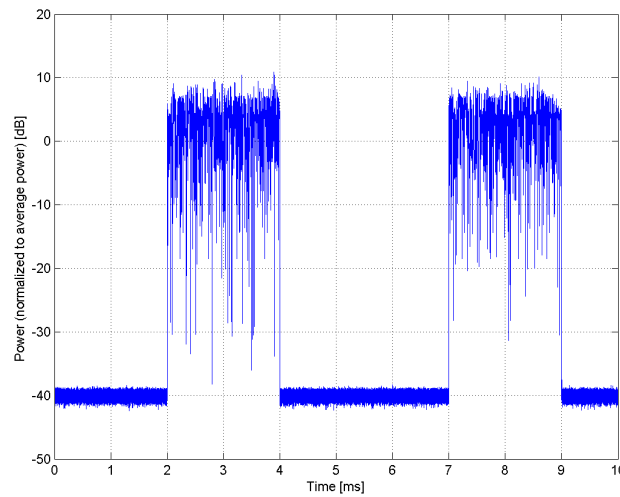
² Modulation Interference Factor (MIF) value valid only in conjunction with advanced probe response linearization calibration for the same communication system (same UID and version).



Complementary Cumulative Distribution Function (CCDF)



Frequency Domain



Time Domain

**Calibration Laboratory of
Schmid & Partner
Engineering AG**
Zeughausstrasse 43, 8004 Zurich, Switzerland

Name: **LTE-TDD (SC-FDMA, 1 RB, 15 MHz, 64-QAM)**

Group: LTE-TDD
UID: 10239-CAG

PAR: ¹ **10.25 dB**
MIF: ² **-1.54 dB**

Standard Reference: 3GPP / ETSI TS 136.101 V8.4.0
3GPP / ETSI TS 136.213 V8.4.0
FCC OET KDB 941225 D05 SAR for LTE Devices v01

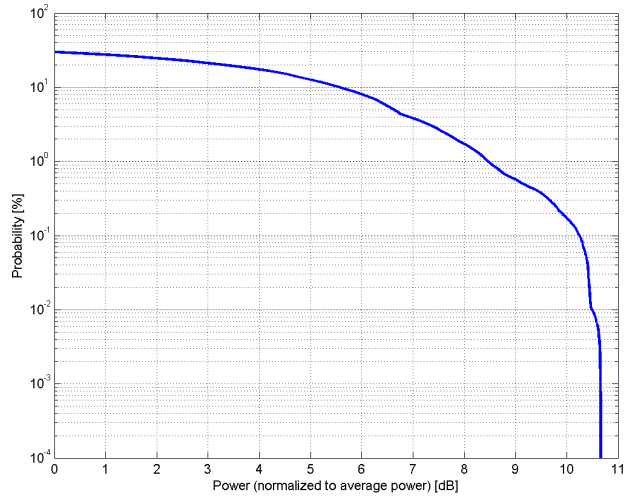
Category: Random amplitude modulation
Modulation: 64-QAM
Frequency Band: Band 33 (1900.0 - 1920.0 MHz)
Band 34 (2010.0 - 2025.0 MHz)
Band 35 (1850.0 - 1910.0 MHz)
Band 36 (1930.0 - 1990.0 MHz)
Band 37 (1910.0 - 1930.0 MHz)
Band 38 (2570.0 - 2620.0 MHz)
Band 39 (1880.0 - 1920.0 MHz)
Band 40 (2300.0 - 2400.0 MHz)
Band 41 (2496.0 - 2690.0 MHz)
Band 42 (3400.0 - 3600.0 MHz)
Band 43 (3600.0 - 3800.0 MHz)
Band 44 (703.0 - 803.0 MHz)
Band 45 (1447.0 - 1467.0 MHz)
Band 48 (3550.0 - 3700.0 MHz)
Band 50 (1432.0 - 1517.0 MHz)
Band 52 (3300.0 - 3400.0 MHz)
Validation band (0.0 - 6000.0 MHz)

Detailed Specification: Modulation Scheme: SC-FDMA
Uplink-downlink configuration: 1
Special Subframe configuration: 4
Number of Frames: 1
Settings for UL Subframe 2,3,7,8:
Number of PUSCHs: 1
Modulation Scheme: 64QAM
Allocated RB: 1
Start Number of RB: 37
Data Type: PN9fix

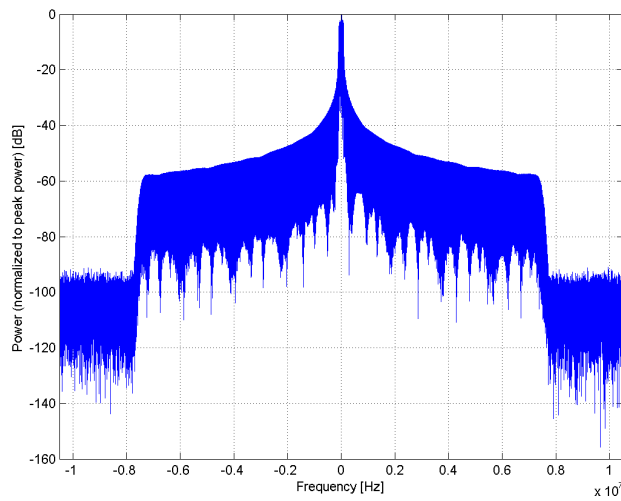
Bandwidth: 15.0 MHz
Integration Time: 10.0 ms

¹ PAR (0.1%) in accordance with FCC KDB 971168, Section 6.0 "Measurement of the Peak-to-Average Power Ratio (PAPR)"

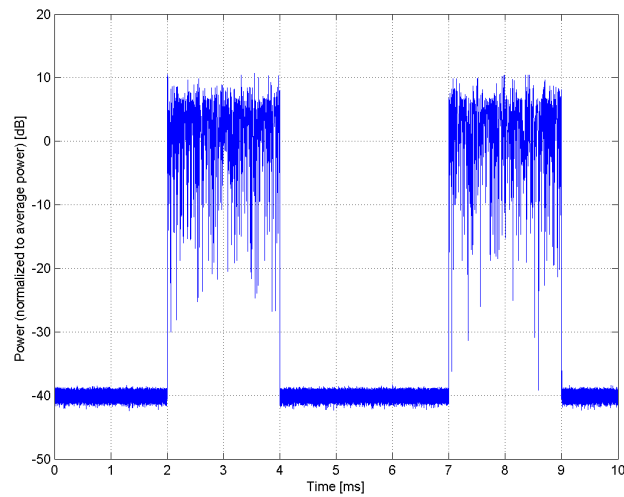
² Modulation Interference Factor (MIF) value valid only in conjunction with advanced probe response linearization calibration for the same communication system (same UID and version).



Complementary Cumulative Distribution Function (CCDF)



Frequency Domain



Time Domain

**Calibration Laboratory of
Schmid & Partner
Engineering AG**
Zeughausstrasse 43, 8004 Zurich, Switzerland

Name: **LTE-TDD (SC-FDMA, 1 RB, 15 MHz, QPSK)**

Group: LTE-TDD
UID: 10240-CAG

PAR: ¹ **9.21 dB**
MIF: ² **-1.62 dB**

Standard Reference: 3GPP / ETSI TS 136.101 V8.4.0
3GPP / ETSI TS 136.213 V8.4.0
FCC OET KDB 941225 D05 SAR for LTE Devices v01

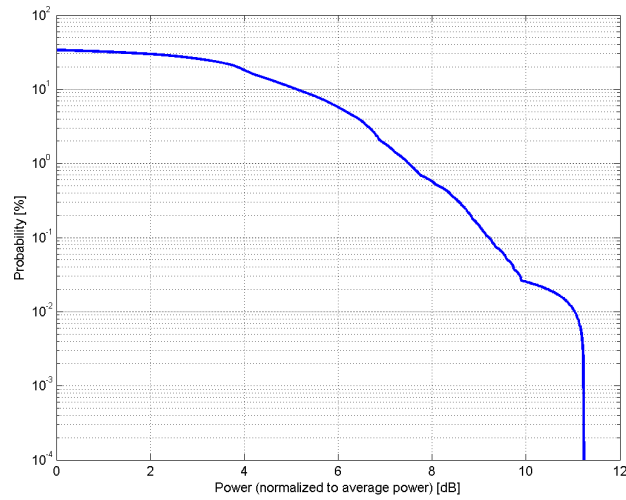
Category: Random amplitude modulation
Modulation: QPSK
Frequency Band: Band 33 (1900.0 - 1920.0 MHz)
Band 34 (2010.0 - 2025.0 MHz)
Band 35 (1850.0 - 1910.0 MHz)
Band 36 (1930.0 - 1990.0 MHz)
Band 37 (1910.0 - 1930.0 MHz)
Band 38 (2570.0 - 2620.0 MHz)
Band 39 (1880.0 - 1920.0 MHz)
Band 40 (2300.0 - 2400.0 MHz)
Band 41 (2496.0 - 2690.0 MHz)
Band 42 (3400.0 - 3600.0 MHz)
Band 43 (3600.0 - 3800.0 MHz)
Band 44 (703.0 - 803.0 MHz)
Band 45 (1447.0 - 1467.0 MHz)
Band 48 (3550.0 - 3700.0 MHz)
Band 50 (1432.0 - 1517.0 MHz)
Band 52 (3300.0 - 3400.0 MHz)
Validation band (0.0 - 6000.0 MHz)

Detailed Specification: Modulation Scheme: SC-FDMA
Uplink-downlink configuration: 1
Special Subframe configuration: 4
Number of Frames: 1
Settings for UL Subframe 2,3,7,8:
Number of PUSCHs: 1
Modulation Scheme: QPSK
Allocated RB: 1
Start Number of RB: 37
Data Type: PN9fix

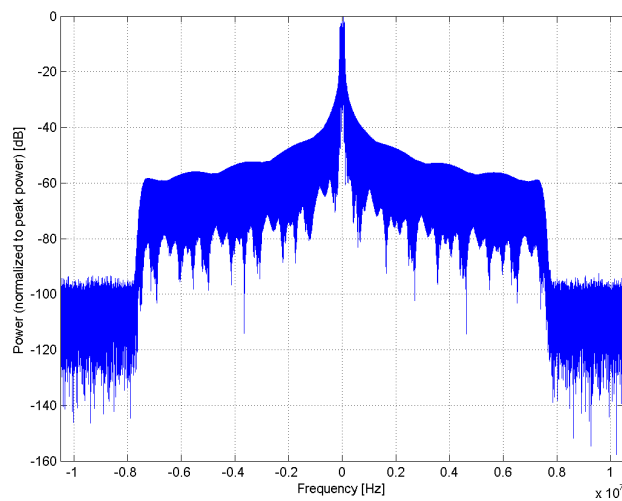
Bandwidth: 15.0 MHz
Integration Time: 10.0 ms

¹ PAR (0.1%) in accordance with FCC KDB 971168, Section 6.0 "Measurement of the Peak-to-Average Power Ratio (PAPR)"

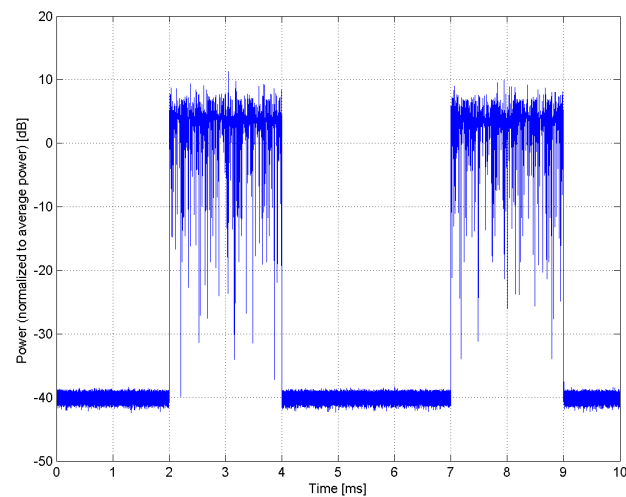
² Modulation Interference Factor (MIF) value valid only in conjunction with advanced probe response linearization calibration for the same communication system (same UID and version).



Complementary Cumulative Distribution Function (CCDF)



Frequency Domain



Time Domain

**Calibration Laboratory of
Schmid & Partner
Engineering AG**
Zeughausstrasse 43, 8004 Zurich, Switzerland

Name: **LTE-TDD (SC-FDMA, 50% RB, 1.4 MHz, 16-QAM)**

Group: LTE-TDD
UID: 10241-CAC

PAR: ¹ **9.82 dB**
MIF: ² **-1.58 dB**

Standard Reference: 3GPP / ETSI TS 136.101 V8.4.0
3GPP / ETSI TS 136.213 V8.4.0
FCC OET KDB 941225 D05 SAR for LTE Devices v01

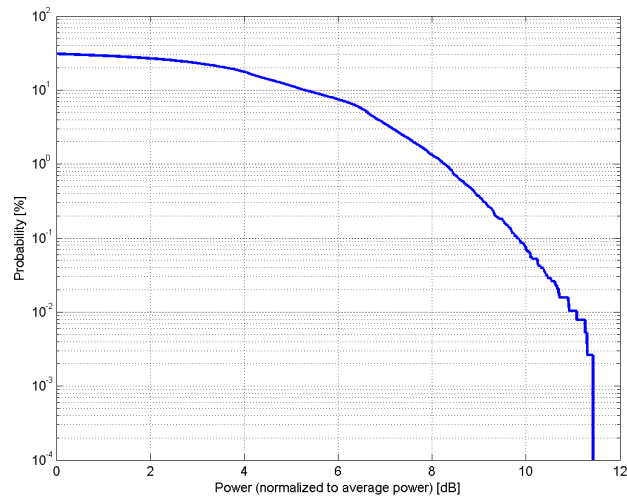
Category: Random amplitude modulation
Modulation: 16-QAM
Frequency Band: Band 35 (1850.0 - 1910.0 MHz)
Band 36 (1930.0 - 1990.0 MHz)
Band 53 (2483.5 - 2495.0 MHz)
Validation band (0.0 - 6000.0 MHz)

Detailed Specification: Modulation Scheme: SC-FDMA
Uplink-downlink configuration: 1
Special Subframe configuration: 4
Number of Frames: 1
Settings for UL Subframe 2,3,7,8:
Number of PUSCHs: 1
Modulation Scheme: 16QAM
Allocated RB: 3
Start Number of RB: 2
Data Type: PN9fix

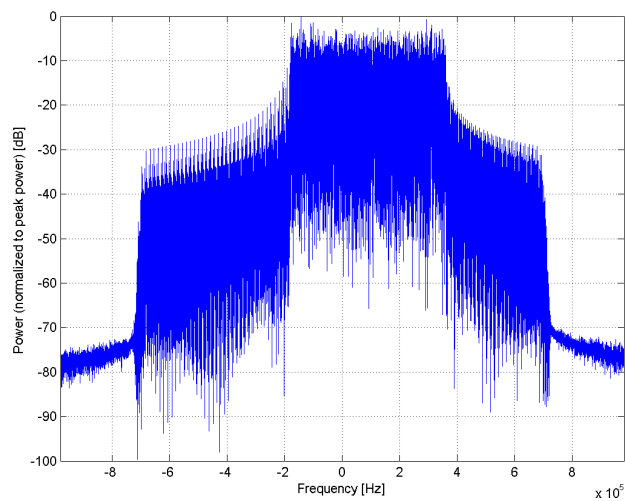
Bandwidth: 1.4 MHz
Integration Time: 10.0 ms

¹ PAR (0.1%) in accordance with FCC KDB 971168, Section 6.0 "Measurement of the Peak-to-Average Power Ratio (PAPR)"

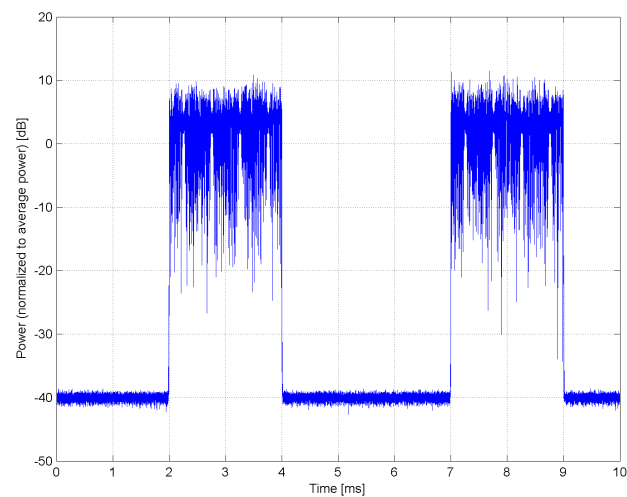
² Modulation Interference Factor (MIF) value valid only in conjunction with advanced probe response linearization calibration for the same communication system (same UID and version).



Complementary Cumulative Distribution Function (CCDF)



Frequency Domain



Time Domain

**Calibration Laboratory of
Schmid & Partner
Engineering AG**
Zeughausstrasse 43, 8004 Zurich, Switzerland

Name: **LTE-TDD (SC-FDMA, 50% RB, 1.4 MHz, 64-QAM)**

Group: LTE-TDD
UID: 10242-CAC

PAR: ¹ **9.86 dB**
MIF: ² **-1.57 dB**

Standard Reference: 3GPP / ETSI TS 136.101 V8.4.0
3GPP / ETSI TS 136.213 V8.4.0
FCC OET KDB 941225 D05 SAR for LTE Devices v01

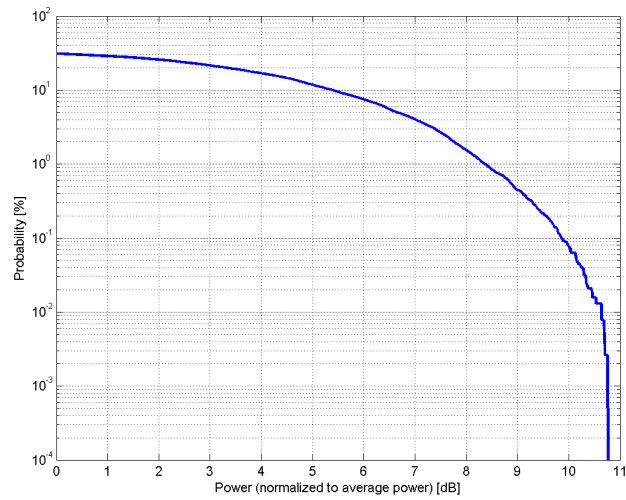
Category: Random amplitude modulation
Modulation: 64-QAM
Frequency Band: Band 35 (1850.0 - 1910.0 MHz)
Band 36 (1930.0 - 1990.0 MHz)
Band 53 (2483.5 - 2495.0 MHz)
Validation band (0.0 - 6000.0 MHz)

Detailed Specification: Modulation Scheme: SC-FDMA
Uplink-downlink configuration: 1
Special Subframe configuration: 4
Number of Frames: 1
Settings for UL Subframe 2,3,7,8:
Number of PUSCHs: 1
Modulation Scheme: 64QAM
Allocated RB: 3
Start Number of RB: 2
Data Type: PN9fix

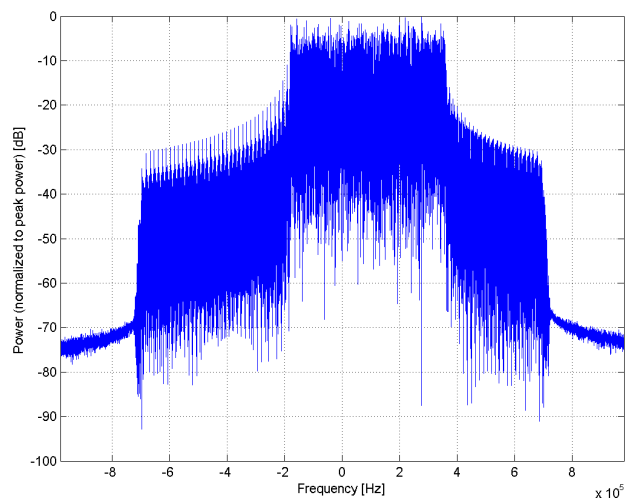
Bandwidth: 1.4 MHz
Integration Time: 10.0 ms

¹ PAR (0.1%) in accordance with FCC KDB 971168, Section 6.0 "Measurement of the Peak-to-Average Power Ratio (PAPR)"

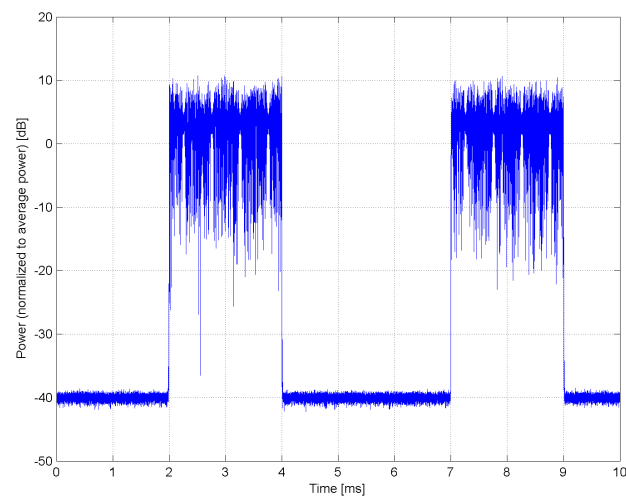
² Modulation Interference Factor (MIF) value valid only in conjunction with advanced probe response linearization calibration for the same communication system (same UID and version).



Complementary Cumulative Distribution Function (CCDF)



Frequency Domain



Time Domain

**Calibration Laboratory of
Schmid & Partner
Engineering AG**
Zeughausstrasse 43, 8004 Zurich, Switzerland

Name: **LTE-TDD (SC-FDMA, 50% RB, 1.4 MHz, QPSK)**

Group: LTE-TDD
UID: 10243-CAC

PAR: ¹ **9.46 dB**
MIF: ² **-1.65 dB**

Standard Reference: 3GPP / ETSI TS 136.101 V8.4.0
3GPP / ETSI TS 136.213 V8.4.0
FCC OET KDB 941225 D05 SAR for LTE Devices v01

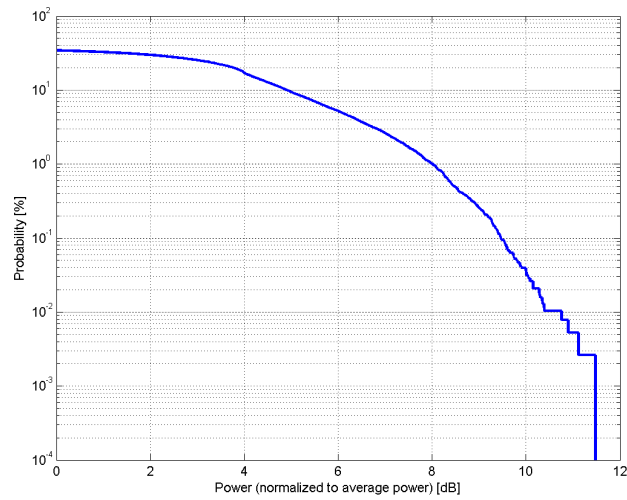
Category: Random amplitude modulation
Modulation: QPSK
Frequency Band: Band 35 (1850.0 - 1910.0 MHz)
Band 36 (1930.0 - 1990.0 MHz)
Band 53 (2483.5 - 2495.0 MHz)
Validation band (0.0 - 6000.0 MHz)

Detailed Specification: Modulation Scheme: SC-FDMA
Uplink-downlink configuration: 1
Special Subframe configuration: 4
Number of Frames: 1
Settings for UL Subframe 2,3,7,8:
Number of PUSCHs: 1
Modulation Scheme: QPSK
Allocated RB: 3
Start Number of RB: 2
Data Type: PN9fix

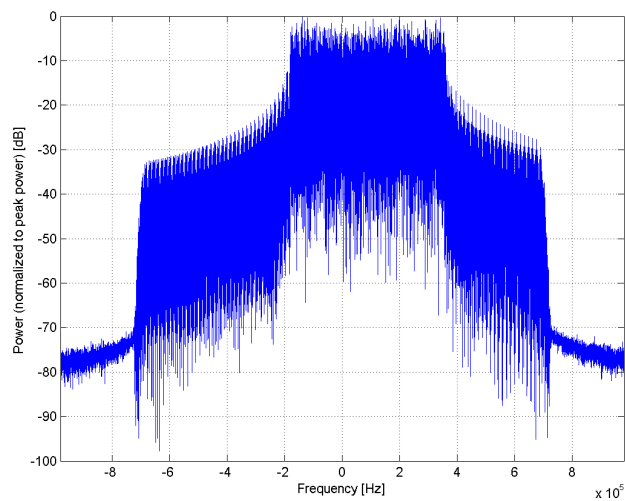
Bandwidth: 1.4 MHz
Integration Time: 10.0 ms

¹ PAR (0.1%) in accordance with FCC KDB 971168, Section 6.0 "Measurement of the Peak-to-Average Power Ratio (PAPR)"

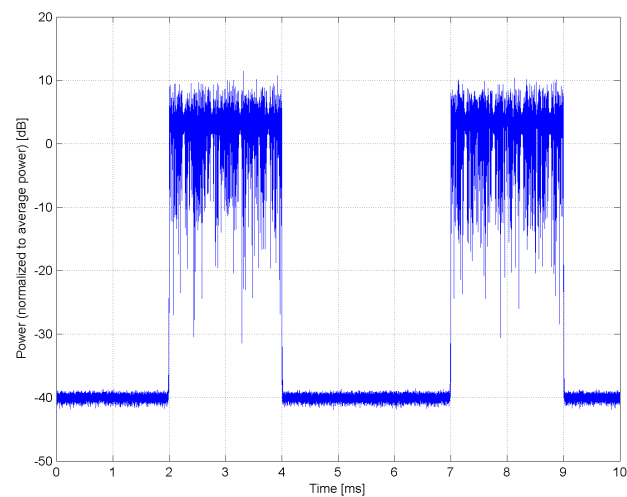
² Modulation Interference Factor (MIF) value valid only in conjunction with advanced probe response linearization calibration for the same communication system (same UID and version).



Complementary Cumulative Distribution Function (CCDF)



Frequency Domain



Time Domain

**Calibration Laboratory of
Schmid & Partner
Engineering AG**
Zeughausstrasse 43, 8004 Zurich, Switzerland

Name: **LTE-TDD (SC-FDMA, 50% RB, 3 MHz, 16-QAM)**

Group: LTE-TDD
UID: 10244-CAE

PAR: ¹ **10.06 dB**
MIF: ² **-1.65 dB**

Standard Reference: 3GPP / ETSI TS 136.101 V8.4.0
3GPP / ETSI TS 136.213 V8.4.0
FCC OET KDB 941225 D05 SAR for LTE Devices v01

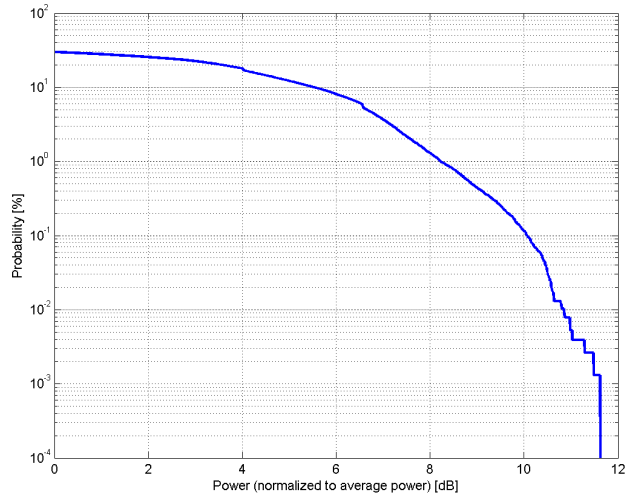
Category: Random amplitude modulation
Modulation: 16-QAM
Frequency Band: Band 35 (1850.0 - 1910.0 MHz)
Band 36 (1930.0 - 1990.0 MHz)
Band 44 (703.0 - 803.0 MHz)
Band 50 (1432.0 - 1517.0 MHz)
Band 51 (1427.0 - 1432.0 MHz)
Band 53 (2483.5 - 2495.0 MHz)
Validation band (0.0 - 6000.0 MHz)

Detailed Specification: Modulation Scheme: SC-FDMA
Uplink-downlink configuration: 1
Special Subframe configuration: 4
Number of Frames: 1
Settings for UL Subframe 2,3,7,8:
Number of PUSCHs: 1
Modulation Scheme: 16QAM
Allocated RB: 8
Start Number of RB: 3
Data Type: PN9fix

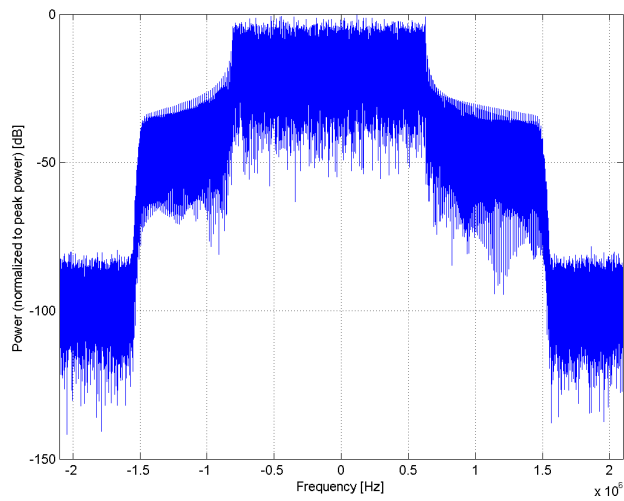
Bandwidth: 3.0 MHz
Integration Time: 10.0 ms

¹ PAR (0.1%) in accordance with FCC KDB 971168, Section 6.0 "Measurement of the Peak-to-Average Power Ratio (PAPR)"

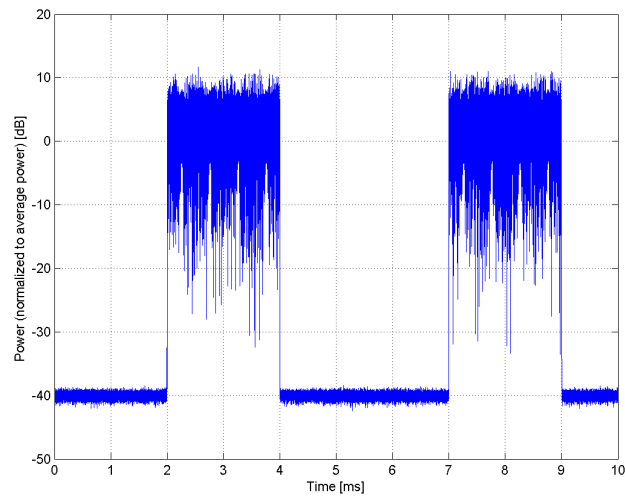
² Modulation Interference Factor (MIF) value valid only in conjunction with advanced probe response linearization calibration for the same communication system (same UID and version).



Complementary Cumulative Distribution Function (CCDF)



Frequency Domain



Time Domain

**Calibration Laboratory of
Schmid & Partner
Engineering AG**
Zeughausstrasse 43, 8004 Zurich, Switzerland

Name: **LTE-TDD (SC-FDMA, 50% RB, 3 MHz, 64-QAM)**

Group: LTE-TDD
UID: 10245-CAE

PAR: ¹ **10.06 dB**
MIF: ² **-1.68 dB**

Standard Reference: 3GPP / ETSI TS 136.101 V8.4.0
3GPP / ETSI TS 136.213 V8.4.0
FCC OET KDB 941225 D05 SAR for LTE Devices v01

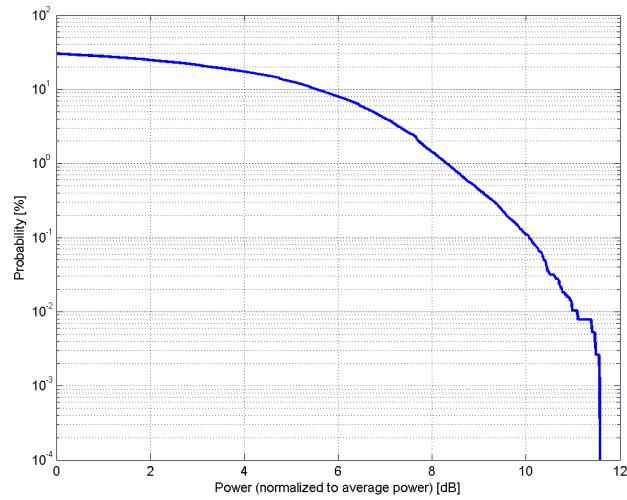
Category: Random amplitude modulation
Modulation: 64-QAM
Frequency Band: Band 35 (1850.0 - 1910.0 MHz)
Band 36 (1930.0 - 1990.0 MHz)
Band 44 (703.0 - 803.0 MHz)
Band 50 (1432.0 - 1517.0 MHz)
Band 51 (1427.0 - 1432.0 MHz)
Band 53 (2483.5 - 2495.0 MHz)
Validation band (0.0 - 6000.0 MHz)

Detailed Specification: Modulation Scheme: SC-FDMA
Uplink-downlink configuration: 1
Special Subframe configuration: 4
Number of Frames: 1
Settings for UL Subframe 2,3,7,8:
Number of PUSCHs: 1
Modulation Scheme: 64QAM
Allocated RB: 8
Start Number of RB: 4
Data Type: PN9fix

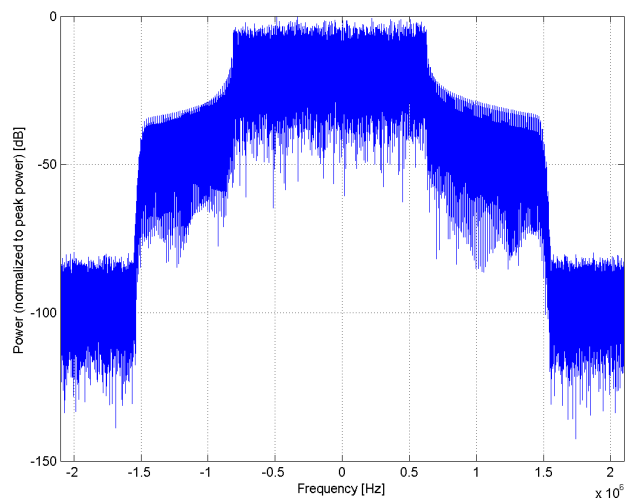
Bandwidth: 3.0 MHz
Integration Time: 10.0 ms

¹ PAR (0.1%) in accordance with FCC KDB 971168, Section 6.0 "Measurement of the Peak-to-Average Power Ratio (PAPR)"

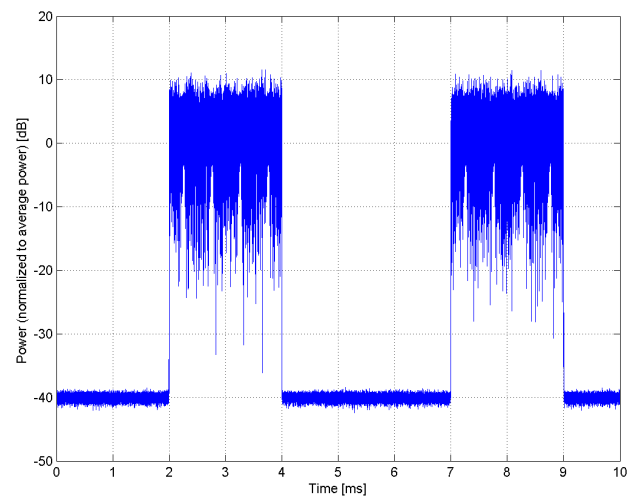
² Modulation Interference Factor (MIF) value valid only in conjunction with advanced probe response linearization calibration for the same communication system (same UID and version).



Complementary Cumulative Distribution Function (CCDF)



Frequency Domain



Time Domain

**Calibration Laboratory of
Schmid & Partner
Engineering AG**
Zeughausstrasse 43, 8004 Zurich, Switzerland

Name: **LTE-TDD (SC-FDMA, 50% RB, 3 MHz, QPSK)**

Group: LTE-TDD
UID: 10246-CAE

PAR: ¹ **9.30 dB**
MIF: ² **-1.65 dB**

Standard Reference: 3GPP / ETSI TS 136.101 V8.4.0
3GPP / ETSI TS 136.213 V8.4.0
FCC OET KDB 941225 D05 SAR for LTE Devices v01

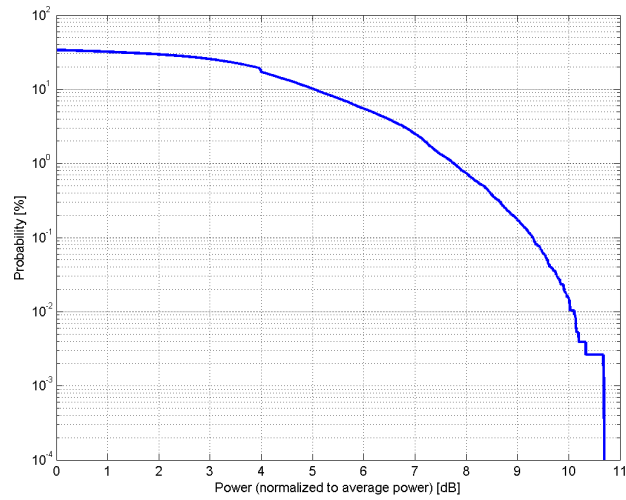
Category: Random amplitude modulation
Modulation: QPSK
Frequency Band: Band 35 (1850.0 - 1910.0 MHz)
Band 36 (1930.0 - 1990.0 MHz)
Band 44 (703.0 - 803.0 MHz)
Band 50 (1432.0 - 1517.0 MHz)
Band 51 (1427.0 - 1432.0 MHz)
Band 53 (2483.5 - 2495.0 MHz)
Validation band (0.0 - 6000.0 MHz)

Detailed Specification: Modulation Scheme: SC-FDMA
Uplink-downlink configuration: 1
Special Subframe configuration: 4
Number of Frames: 1
Settings for UL Subframe 2,3,7,8:
Number of PUSCHs: 1
Modulation Scheme: 16QAM
Allocated RB: 8
Start Number of RB: 4
Data Type: PN9fix

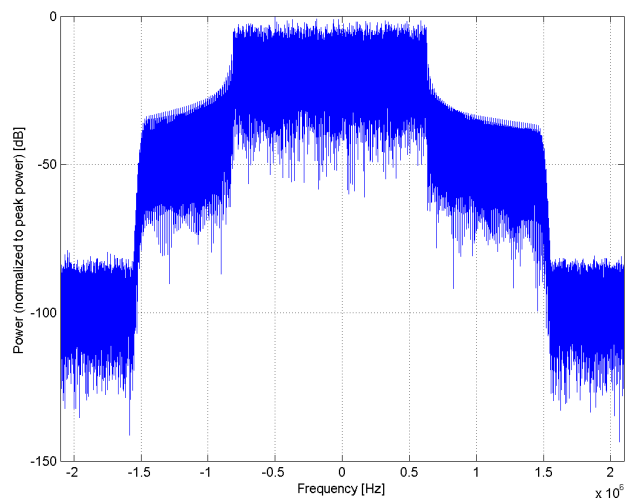
Bandwidth: 3.0 MHz
Integration Time: 10.0 ms

¹ PAR (0.1%) in accordance with FCC KDB 971168, Section 6.0 "Measurement of the Peak-to-Average Power Ratio (PAPR)"

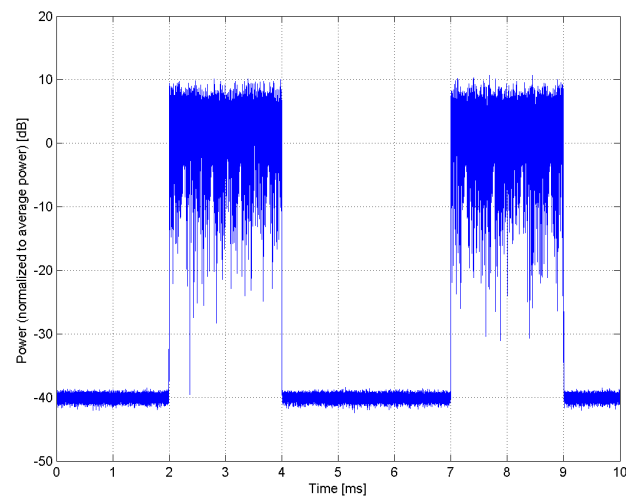
² Modulation Interference Factor (MIF) value valid only in conjunction with advanced probe response linearization calibration for the same communication system (same UID and version).



Complementary Cumulative Distribution Function (CCDF)



Frequency Domain



Time Domain

**Calibration Laboratory of
Schmid & Partner
Engineering AG**
Zeughausstrasse 43, 8004 Zurich, Switzerland

Name: **LTE-TDD (SC-FDMA, 50% RB, 5 MHz, 16-QAM)**

Group: LTE-TDD
UID: 10247-CAH

PAR: ¹ **9.91 dB**
MIF: ² **-1.67 dB**

Standard Reference: 3GPP / ETSI TS 136.101 V8.4.0
3GPP / ETSI TS 136.213 V8.4.0
FCC OET KDB 941225 D05 SAR for LTE Devices v01

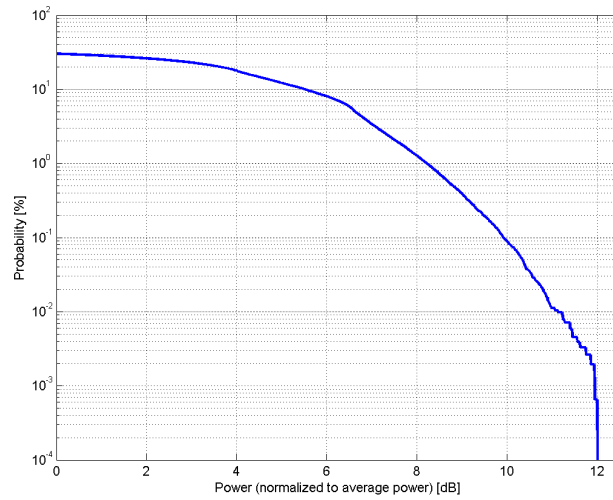
Category: Random amplitude modulation
Modulation: 16-QAM
Frequency Band: Band 33 (1900.0 - 1920.0 MHz)
Band 34 (2010.0 - 2025.0 MHz)
Band 35 (1850.0 - 1910.0 MHz)
Band 36 (1930.0 - 1990.0 MHz)
Band 37 (1910.0 - 1930.0 MHz)
Band 38 (2570.0 - 2620.0 MHz)
Band 39 (1880.0 - 1920.0 MHz)
Band 40 (2300.0 - 2400.0 MHz)
Band 41 (2496.0 - 2690.0 MHz)
Band 42 (3400.0 - 3600.0 MHz)
Band 43 (3600.0 - 3800.0 MHz)
Band 44 (703.0 - 803.0 MHz)
Band 45 (1447.0 - 1467.0 MHz)
Band 48 (3550.0 - 3700.0 MHz)
Band 50 (1432.0 - 1517.0 MHz)
Band 51 (1427.0 - 1432.0 MHz)
Band 52 (3300.0 - 3400.0 MHz)
Band 53 (2483.5 - 2495.0 MHz)
Validation band (0.0 - 6000.0 MHz)

Detailed Specification: Modulation Scheme: SC-FDMA
Uplink-downlink configuration: 1
Special Subframe configuration: 4
Number of Frames: 1
Settings for UL Subframe 2,3,7,8:
Number of PUSCHs: 1
Modulation Scheme: 16QAM
Allocated RB: 12
Start Number of RB: 7
Data Type: PN9fix

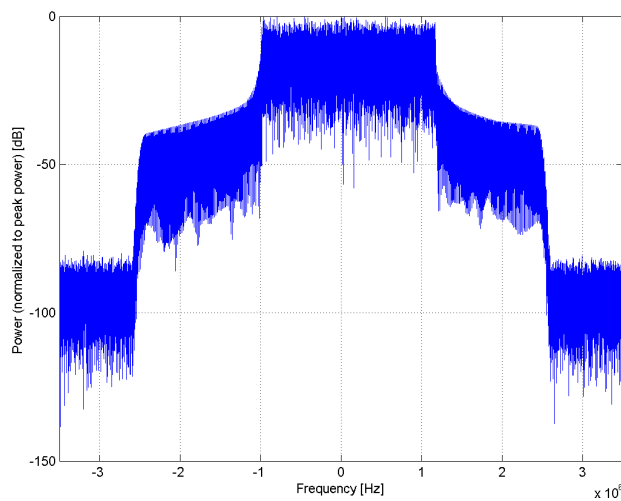
Bandwidth: 5.0 MHz
Integration Time: 10.0 ms

¹ PAR (0.1%) in accordance with FCC KDB 971168, Section 6.0 "Measurement of the Peak-to-Average Power Ratio (PAPR)"

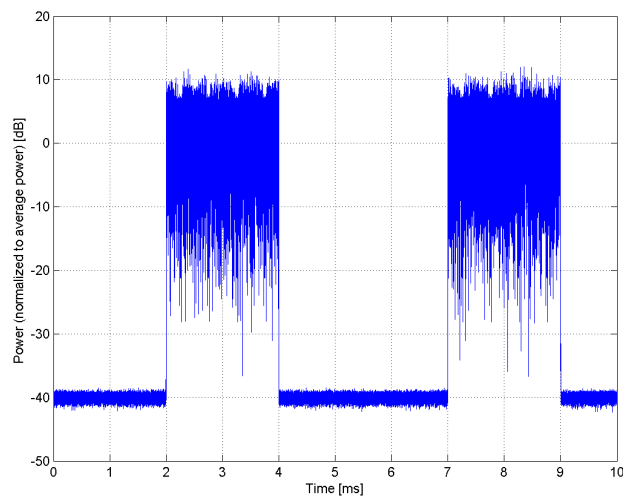
² Modulation Interference Factor (MIF) value valid only in conjunction with advanced probe response linearization calibration for the same communication system (same UID and version).



Complementary Cumulative Distribution Function (CCDF)



Frequency Domain



Time Domain

**Calibration Laboratory of
Schmid & Partner
Engineering AG**
Zeughausstrasse 43, 8004 Zurich, Switzerland

Name: **LTE-TDD (SC-FDMA, 50% RB, 5 MHz, 64-QAM)**

Group: LTE-TDD
UID: 10248-CAH

PAR: ¹ **10.09 dB**
MIF: ² **-1.66 dB**

Standard Reference: 3GPP / ETSI TS 136.101 V8.4.0
3GPP / ETSI TS 136.213 V8.4.0
FCC OET KDB 941225 D05 SAR for LTE Devices v01

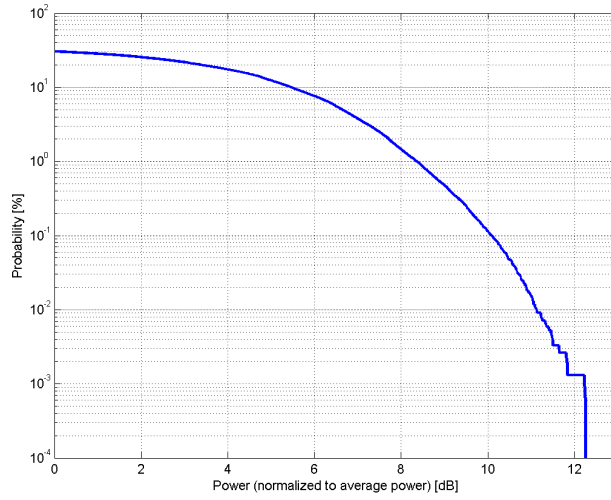
Category: Random amplitude modulation
Modulation: 64-QAM
Frequency Band: Band 33 (1900.0 - 1920.0 MHz)
Band 34 (2010.0 - 2025.0 MHz)
Band 35 (1850.0 - 1910.0 MHz)
Band 36 (1930.0 - 1990.0 MHz)
Band 37 (1910.0 - 1930.0 MHz)
Band 38 (2570.0 - 2620.0 MHz)
Band 39 (1880.0 - 1920.0 MHz)
Band 40 (2300.0 - 2400.0 MHz)
Band 41 (2496.0 - 2690.0 MHz)
Band 42 (3400.0 - 3600.0 MHz)
Band 43 (3600.0 - 3800.0 MHz)
Band 44 (703.0 - 803.0 MHz)
Band 45 (1447.0 - 1467.0 MHz)
Band 48 (3550.0 - 3700.0 MHz)
Band 50 (1432.0 - 1517.0 MHz)
Band 51 (1427.0 - 1432.0 MHz)
Band 52 (3300.0 - 3400.0 MHz)
Band 53 (2483.5 - 2495.0 MHz)
Validation band (0.0 - 6000.0 MHz)

Detailed Specification: Modulation Scheme: SC-FDMA
Uplink-downlink configuration: 1
Special Subframe configuration: 4
Number of Frames: 1
Settings for UL Subframe 2,3,7,8:
Number of PUSCHs: 1
Modulation Scheme: 64QAM
Allocated RB: 12
Start Number of RB: 7
Data Type: PN9fix

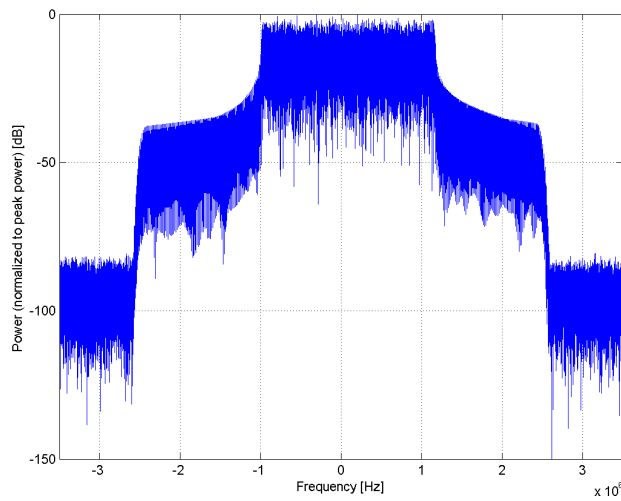
Bandwidth: 5.0 MHz
Integration Time: 10.0 ms

¹ PAR (0.1%) in accordance with FCC KDB 971168, Section 6.0 "Measurement of the Peak-to-Average Power Ratio (PAPR)"

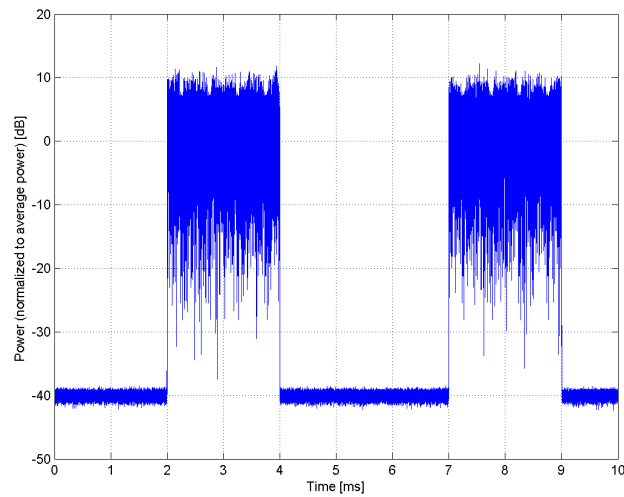
² Modulation Interference Factor (MIF) value valid only in conjunction with advanced probe response linearization calibration for the same communication system (same UID and version).



Complementary Cumulative Distribution Function (CCDF)



Frequency Domain



Time Domain

**Calibration Laboratory of
Schmid & Partner
Engineering AG**
Zeughausstrasse 43, 8004 Zurich, Switzerland

Name: **LTE-TDD (SC-FDMA, 50% RB, 5 MHz, QPSK)**

Group: LTE-TDD
UID: 10249-CAH

PAR: ¹ **9.29 dB**
MIF: ² **-1.64 dB**

Standard Reference: 3GPP / ETSI TS 136.101 V8.4.0
3GPP / ETSI TS 136.213 V8.4.0
FCC OET KDB 941225 D05 SAR for LTE Devices v01

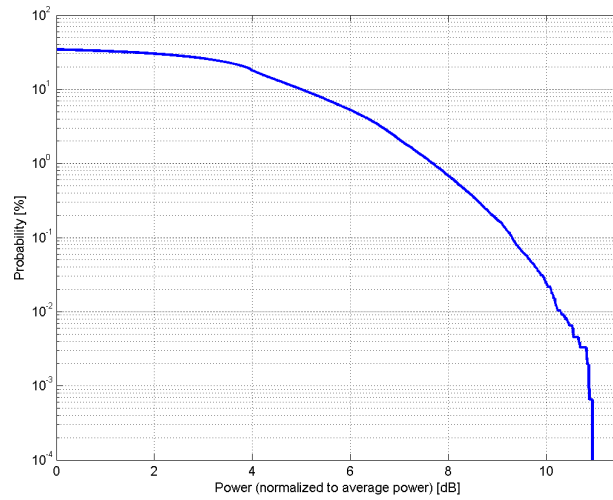
Category: Random amplitude modulation
Modulation: QPSK
Frequency Band: Band 33 (1900.0 - 1920.0 MHz)
Band 34 (2010.0 - 2025.0 MHz)
Band 35 (1850.0 - 1910.0 MHz)
Band 36 (1930.0 - 1990.0 MHz)
Band 37 (1910.0 - 1930.0 MHz)
Band 38 (2570.0 - 2620.0 MHz)
Band 39 (1880.0 - 1920.0 MHz)
Band 40 (2300.0 - 2400.0 MHz)
Band 41 (2496.0 - 2690.0 MHz)
Band 42 (3400.0 - 3600.0 MHz)
Band 43 (3600.0 - 3800.0 MHz)
Band 44 (703.0 - 803.0 MHz)
Band 45 (1447.0 - 1467.0 MHz)
Band 48 (3550.0 - 3700.0 MHz)
Band 50 (1432.0 - 1517.0 MHz)
Band 51 (1427.0 - 1432.0 MHz)
Band 52 (3300.0 - 3400.0 MHz)
Band 53 (2483.5 - 2495.0 MHz)
Validation band (0.0 - 6000.0 MHz)

Detailed Specification: Modulation Scheme: SC-FDMA
Uplink-downlink configuration: 1
Special Subframe configuration: 4
Number of Frames: 1
Settings for UL Subframe 2,3,7,8:
Number of PUSCHs: 1
Modulation Scheme: QPSK
Allocated RB: 12
Start Number of RB: 7
Data Type: PN9fix

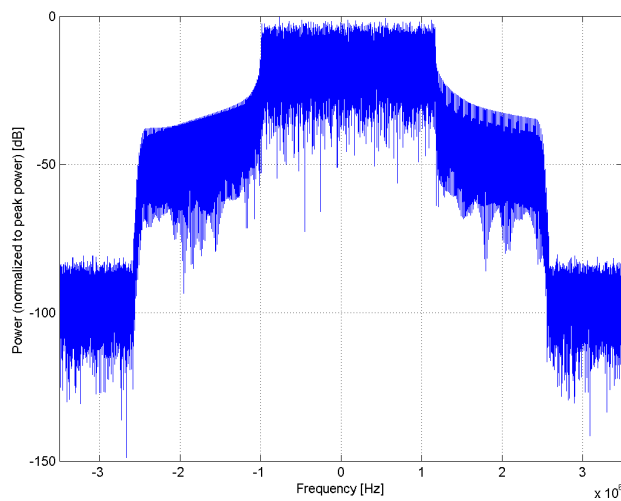
Bandwidth: 5.0 MHz
Integration Time: 10.0 ms

¹ PAR (0.1%) in accordance with FCC KDB 971168, Section 6.0 "Measurement of the Peak-to-Average Power Ratio (PAPR)"

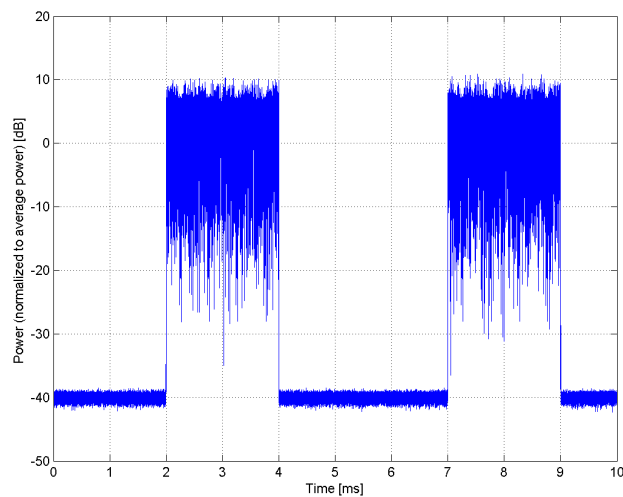
² Modulation Interference Factor (MIF) value valid only in conjunction with advanced probe response linearization calibration for the same communication system (same UID and version).



Complementary Cumulative Distribution Function (CCDF)



Frequency Domain



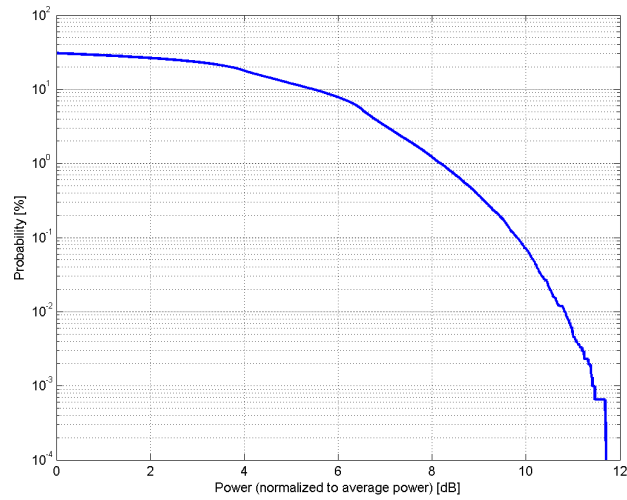
Time Domain

**Calibration Laboratory of
Schmid & Partner
Engineering AG**
Zeughausstrasse 43, 8004 Zurich, Switzerland

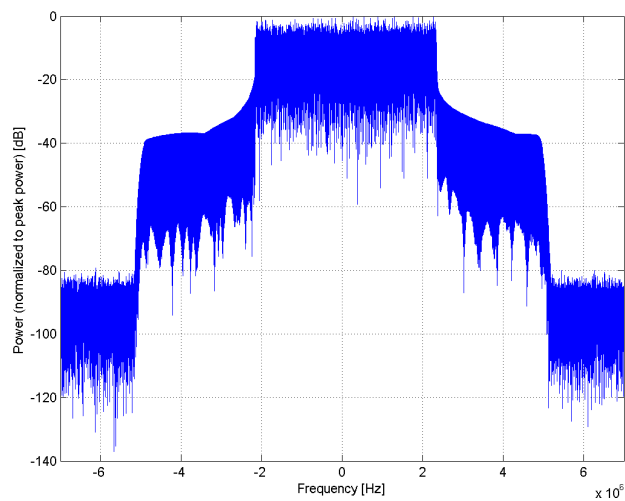
Name:	LTE-TDD (SC-FDMA, 50% RB, 10 MHz, 16-QAM)
Group:	LTE-TDD
UID:	10250-CAH
PAR: ¹	9.81 dB
MIF: ²	-1.65 dB
Standard Reference:	3GPP / ETSI TS 136.101 V8.4.0 3GPP / ETSI TS 136.213 V8.4.0 FCC OET KDB 941225 D05 SAR for LTE Devices v01
Category:	Random amplitude modulation
Modulation:	16-QAM
Frequency Band:	Band 33 (1900.0 - 1920.0 MHz) Band 34 (2010.0 - 2025.0 MHz) Band 35 (1850.0 - 1910.0 MHz) Band 36 (1930.0 - 1990.0 MHz) Band 37 (1910.0 - 1930.0 MHz) Band 38 (2570.0 - 2620.0 MHz) Band 39 (1880.0 - 1920.0 MHz) Band 40 (2300.0 - 2400.0 MHz) Band 41 (2496.0 - 2690.0 MHz) Band 42 (3400.0 - 3600.0 MHz) Band 43 (3600.0 - 3800.0 MHz) Band 44 (703.0 - 803.0 MHz) Band 45 (1447.0 - 1467.0 MHz) Band 46 (5150.0 - 5925.0 MHz) Band 47 (5855.0 - 5925.0 MHz) Band 48 (3550.0 - 3700.0 MHz) Band 49 (3550.0 - 3700.0 MHz) Band 50 (1432.0 - 1517.0 MHz) Band 52 (3300.0 - 3400.0 MHz) Band 53 (2483.5 - 2495.0 MHz) Validation band (0.0 - 6000.0 MHz)
Detailed Specification:	Modulation Scheme: SC-FDMA Uplink-downlink configuration: 1 Special Subframe configuration: 4 Number of Frames: 1 Settings for UL Subframe 2,3,7,8: Number of PUSCHs: 1 Modulation Scheme: 16QAM Allocated RB: 25 Start Number of RB: 13 Data Type: PN9fix
Bandwidth:	10.0 MHz
Integration Time:	10.0 ms

¹ PAR (0.1%) in accordance with FCC KDB 971168, Section 6.0 "Measurement of the Peak-to-Average Power Ratio (PAPR)"

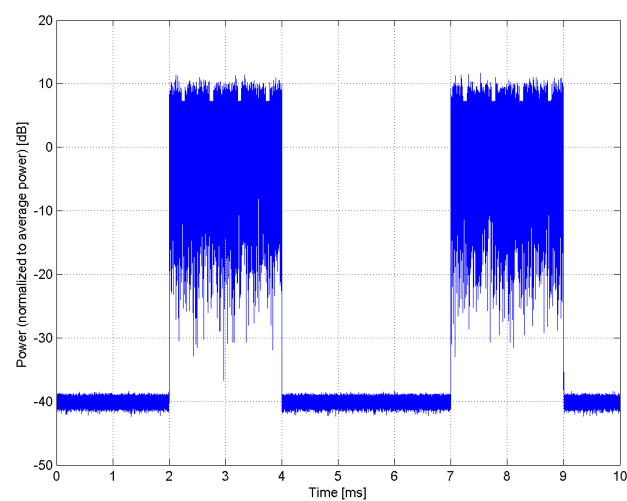
² Modulation Interference Factor (MIF) value valid only in conjunction with advanced probe response linearization calibration for the same communication system (same UID and version).



Complementary Cumulative Distribution Function (CCDF)



Frequency Domain



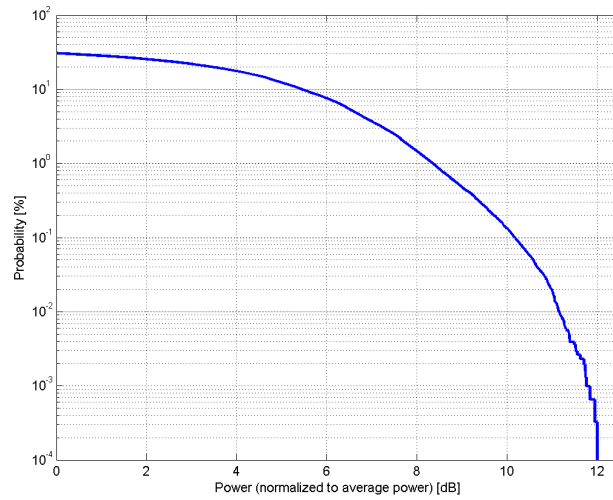
Time Domain

**Calibration Laboratory of
Schmid & Partner
Engineering AG**
Zeughausstrasse 43, 8004 Zurich, Switzerland

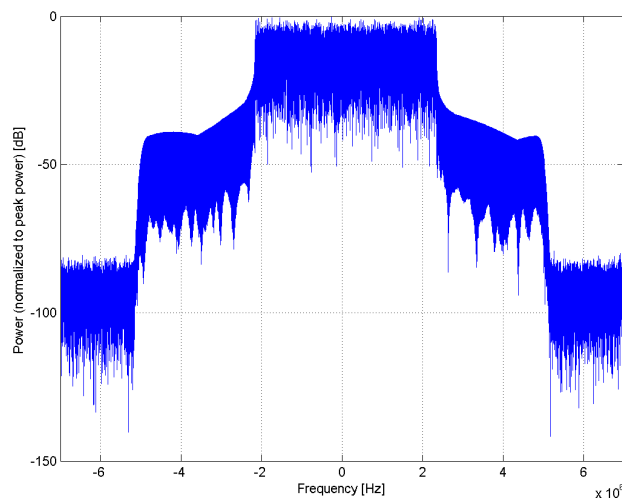
Name:	LTE-TDD (SC-FDMA, 50% RB, 10 MHz, 64-QAM)
Group:	LTE-TDD
UID:	10251-CAH
PAR: ¹	10.17 dB
MIF: ²	-1.67 dB
Standard Reference:	3GPP / ETSI TS 136.101 V8.4.0 3GPP / ETSI TS 136.213 V8.4.0 FCC OET KDB 941225 D05 SAR for LTE Devices v01
Category:	Random amplitude modulation
Modulation:	64-QAM
Frequency Band:	Band 33 (1900.0 - 1920.0 MHz) Band 34 (2010.0 - 2025.0 MHz) Band 35 (1850.0 - 1910.0 MHz) Band 36 (1930.0 - 1990.0 MHz) Band 37 (1910.0 - 1930.0 MHz) Band 38 (2570.0 - 2620.0 MHz) Band 39 (1880.0 - 1920.0 MHz) Band 40 (2300.0 - 2400.0 MHz) Band 41 (2496.0 - 2690.0 MHz) Band 42 (3400.0 - 3600.0 MHz) Band 43 (3600.0 - 3800.0 MHz) Band 44 (703.0 - 803.0 MHz) Band 45 (1447.0 - 1467.0 MHz) Band 46 (5150.0 - 5925.0 MHz) Band 47 (5855.0 - 5925.0 MHz) Band 48 (3550.0 - 3700.0 MHz) Band 49 (3550.0 - 3700.0 MHz) Band 50 (1432.0 - 1517.0 MHz) Band 52 (3300.0 - 3400.0 MHz) Band 53 (2483.5 - 2495.0 MHz) Validation band (0.0 - 6000.0 MHz)
Detailed Specification:	Modulation Scheme: SC-FDMA Uplink-downlink configuration: 1 Special Subframe configuration: 4 Number of Frames: 1 Settings for UL Subframe 2,3,7,8: Number of PUSCHs: 1 Modulation Scheme: 64QAM Allocated RB: 25 Start Number of RB: 13 Data Type: PN9fix
Bandwidth:	10.0 MHz
Integration Time:	10.0 ms

¹ PAR (0.1%) in accordance with FCC KDB 971168, Section 6.0 "Measurement of the Peak-to-Average Power Ratio (PAPR)"

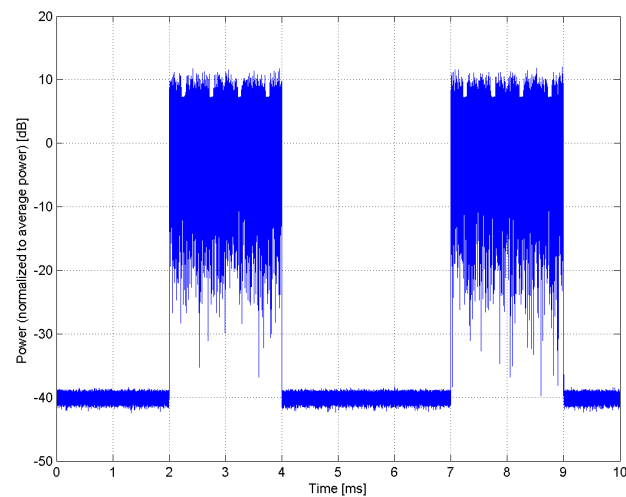
² Modulation Interference Factor (MIF) value valid only in conjunction with advanced probe response linearization calibration for the same communication system (same UID and version).



Complementary Cumulative Distribution Function (CCDF)



Frequency Domain



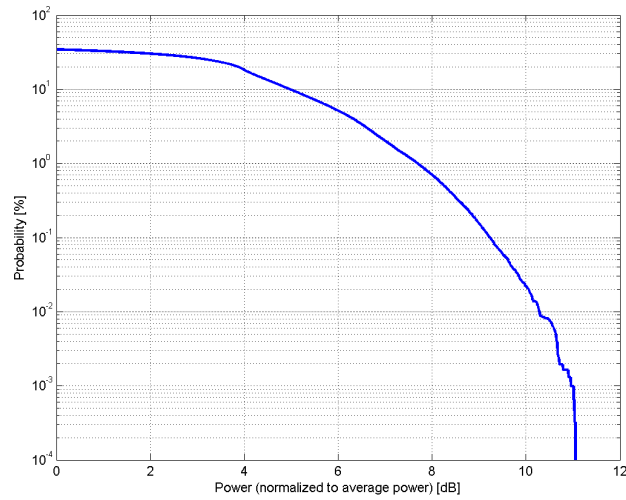
Time Domain

**Calibration Laboratory of
Schmid & Partner
Engineering AG**
Zeughausstrasse 43, 8004 Zurich, Switzerland

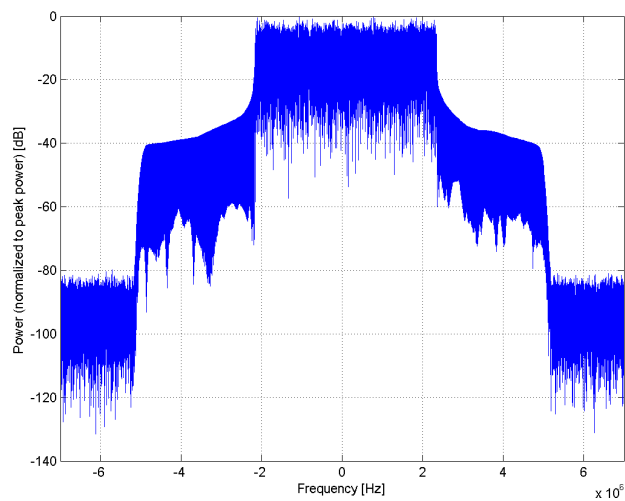
Name:	LTE-TDD (SC-FDMA, 50% RB, 10 MHz, QPSK)
Group:	LTE-TDD
UID:	10252-CAH
PAR: ¹	9.24 dB
MIF: ²	-1.64 dB
Standard Reference:	3GPP / ETSI TS 136.101 V8.4.0 3GPP / ETSI TS 136.213 V8.4.0 FCC OET KDB 941225 D05 SAR for LTE Devices v01
Category:	Random amplitude modulation
Modulation:	QPSK
Frequency Band:	Band 33 (1900.0 - 1920.0 MHz) Band 34 (2010.0 - 2025.0 MHz) Band 35 (1850.0 - 1910.0 MHz) Band 36 (1930.0 - 1990.0 MHz) Band 37 (1910.0 - 1930.0 MHz) Band 38 (2570.0 - 2620.0 MHz) Band 39 (1880.0 - 1920.0 MHz) Band 40 (2300.0 - 2400.0 MHz) Band 41 (2496.0 - 2690.0 MHz) Band 42 (3400.0 - 3600.0 MHz) Band 43 (3600.0 - 3800.0 MHz) Band 44 (703.0 - 803.0 MHz) Band 45 (1447.0 - 1467.0 MHz) Band 46 (5150.0 - 5925.0 MHz) Band 47 (5855.0 - 5925.0 MHz) Band 48 (3550.0 - 3700.0 MHz) Band 49 (3550.0 - 3700.0 MHz) Band 50 (1432.0 - 1517.0 MHz) Band 52 (3300.0 - 3400.0 MHz) Band 53 (2483.5 - 2495.0 MHz) Validation band (0.0 - 6000.0 MHz)
Detailed Specification:	Modulation Scheme: SC-FDMA Uplink-downlink configuration: 1 Special Subframe configuration: 4 Number of Frames: 1 Settings for UL Subframe 2,3,7,8: Number of PUSCHs: 1 Modulation Scheme: QPSK Allocated RB: 25 Start Number of RB: 13 Data Type: PN9fix
Bandwidth:	10.0 MHz
Integration Time:	10.0 ms

¹ PAR (0.1%) in accordance with FCC KDB 971168, Section 6.0 "Measurement of the Peak-to-Average Power Ratio (PAPR)"

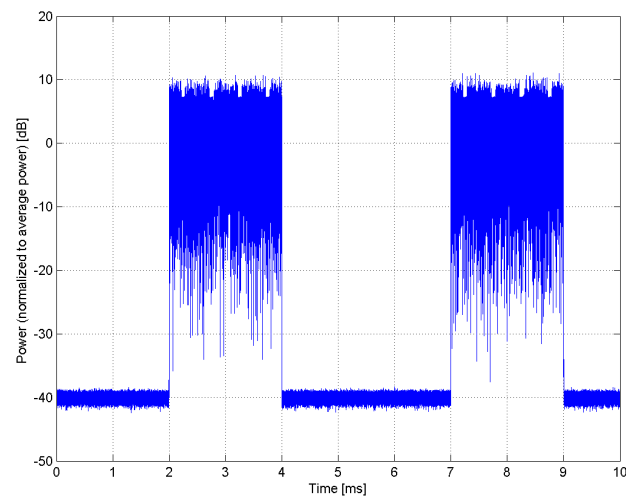
² Modulation Interference Factor (MIF) value valid only in conjunction with advanced probe response linearization calibration for the same communication system (same UID and version).



Complementary Cumulative Distribution Function (CCDF)



Frequency Domain



Time Domain

**Calibration Laboratory of
Schmid & Partner
Engineering AG**
Zeughausstrasse 43, 8004 Zurich, Switzerland

Name: **LTE-TDD (SC-FDMA, 50% RB, 15 MHz, 16-QAM)**

Group: LTE-TDD
UID: 10253-CAG

PAR: ¹ **9.90 dB**
MIF: ² **-1.67 dB**

Standard Reference: 3GPP / ETSI TS 136.101 V8.4.0
3GPP / ETSI TS 136.213 V8.4.0
FCC OET KDB 941225 D05 SAR for LTE Devices v01

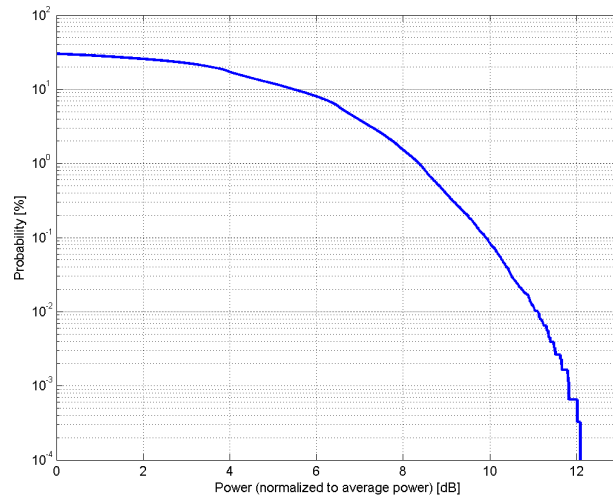
Category: Random amplitude modulation
Modulation: 16-QAM
Frequency Band: Band 33 (1900.0 - 1920.0 MHz)
Band 34 (2010.0 - 2025.0 MHz)
Band 35 (1850.0 - 1910.0 MHz)
Band 36 (1930.0 - 1990.0 MHz)
Band 37 (1910.0 - 1930.0 MHz)
Band 38 (2570.0 - 2620.0 MHz)
Band 39 (1880.0 - 1920.0 MHz)
Band 40 (2300.0 - 2400.0 MHz)
Band 41 (2496.0 - 2690.0 MHz)
Band 42 (3400.0 - 3600.0 MHz)
Band 43 (3600.0 - 3800.0 MHz)
Band 44 (703.0 - 803.0 MHz)
Band 45 (1447.0 - 1467.0 MHz)
Band 48 (3550.0 - 3700.0 MHz)
Band 50 (1432.0 - 1517.0 MHz)
Band 52 (3300.0 - 3400.0 MHz)
Validation band (0.0 - 6000.0 MHz)

Detailed Specification: Modulation Scheme: SC-FDMA
Uplink-downlink configuration: 1
Special Subframe configuration: 4
Number of Frames: 1
Settings for UL Subframe 2,3,7,8:
Number of PUSCHs: 1
Modulation Scheme: 16QAM
Allocated RB: 36
Start Number of RB: 20
Data Type: PN9fix

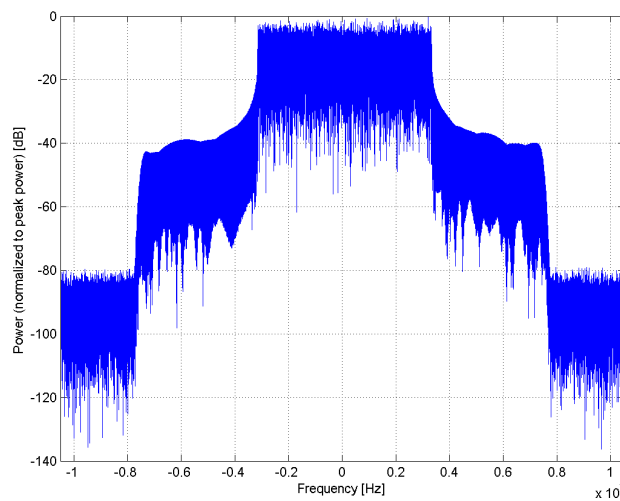
Bandwidth: 15.0 MHz
Integration Time: 10.0 ms

¹ PAR (0.1%) in accordance with FCC KDB 971168, Section 6.0 "Measurement of the Peak-to-Average Power Ratio (PAPR)"

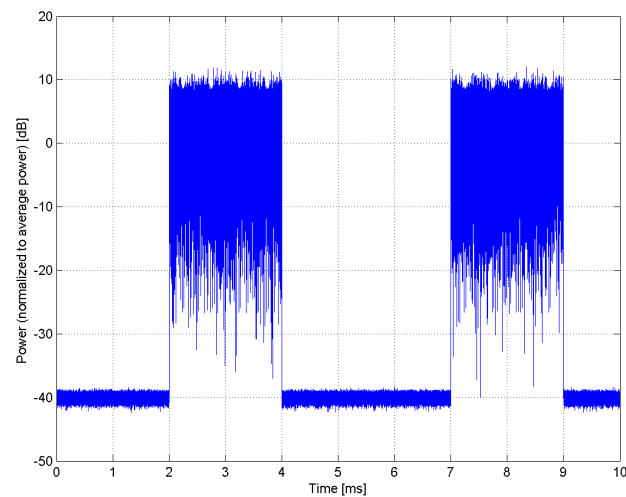
² Modulation Interference Factor (MIF) value valid only in conjunction with advanced probe response linearization calibration for the same communication system (same UID and version).



Complementary Cumulative Distribution Function (CCDF)



Frequency Domain



Time Domain

**Calibration Laboratory of
Schmid & Partner
Engineering AG**
Zeughausstrasse 43, 8004 Zurich, Switzerland

Name: **LTE-TDD (SC-FDMA, 50% RB, 15 MHz, 64-QAM)**

Group: LTE-TDD
UID: 10254-CAG

PAR: ¹ **10.14 dB**
MIF: ² **-1.67 dB**

Standard Reference: 3GPP / ETSI TS 136.101 V8.4.0
3GPP / ETSI TS 136.213 V8.4.0
FCC OET KDB 941225 D05 SAR for LTE Devices v01

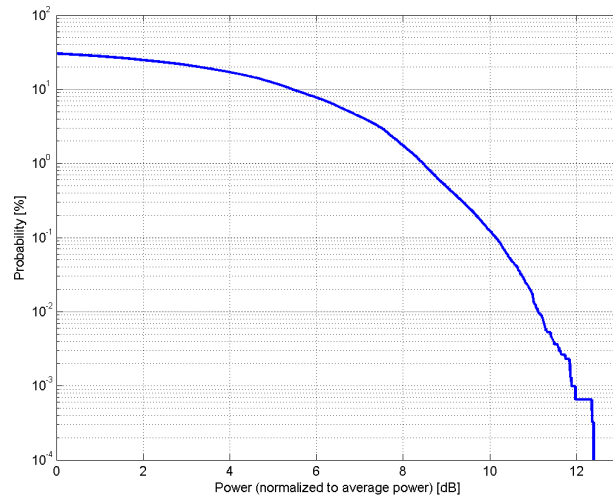
Category: Random amplitude modulation
Modulation: 64-QAM
Frequency Band: Band 33 (1900.0 - 1920.0 MHz)
Band 34 (2010.0 - 2025.0 MHz)
Band 35 (1850.0 - 1910.0 MHz)
Band 36 (1930.0 - 1990.0 MHz)
Band 37 (1910.0 - 1930.0 MHz)
Band 38 (2570.0 - 2620.0 MHz)
Band 39 (1880.0 - 1920.0 MHz)
Band 40 (2300.0 - 2400.0 MHz)
Band 41 (2496.0 - 2690.0 MHz)
Band 42 (3400.0 - 3600.0 MHz)
Band 43 (3600.0 - 3800.0 MHz)
Band 44 (703.0 - 803.0 MHz)
Band 45 (1447.0 - 1467.0 MHz)
Band 48 (3550.0 - 3700.0 MHz)
Band 50 (1432.0 - 1517.0 MHz)
Band 52 (3300.0 - 3400.0 MHz)
Validation band (0.0 - 6000.0 MHz)

Detailed Specification: Modulation Scheme: SC-FDMA
Uplink-downlink configuration: 1
Special Subframe configuration: 4
Number of Frames: 1
Settings for UL Subframe 2,3,7,8:
Number of PUSCHs: 1
Modulation Scheme: 64QAM
Allocated RB: 36
Start Number of RB: 20
Data Type: PN9fix

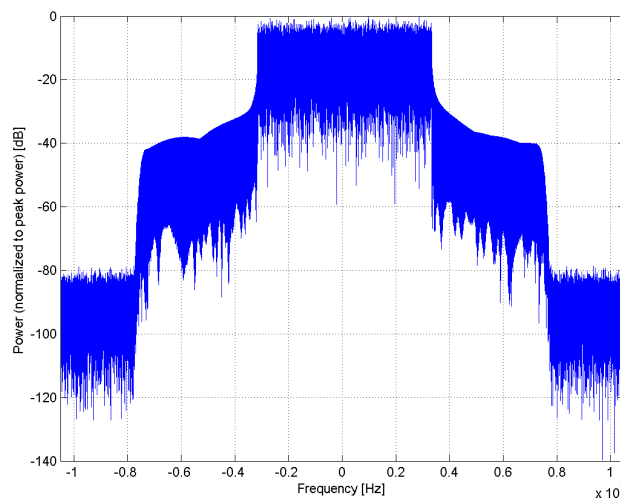
Bandwidth: 15.0 MHz
Integration Time: 10.0 ms

¹ PAR (0.1%) in accordance with FCC KDB 971168, Section 6.0 "Measurement of the Peak-to-Average Power Ratio (PAPR)"

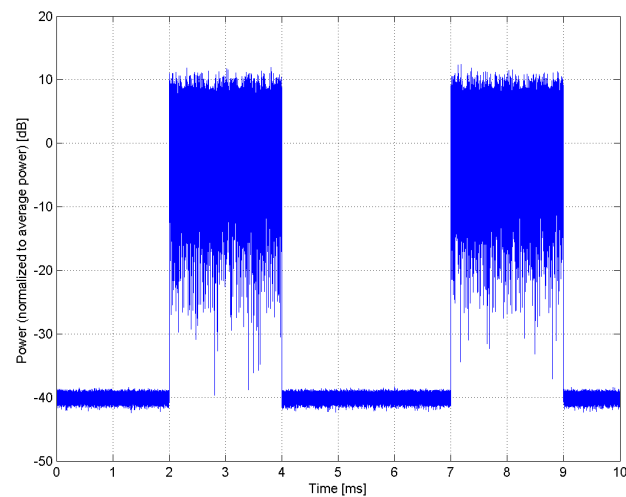
² Modulation Interference Factor (MIF) value valid only in conjunction with advanced probe response linearization calibration for the same communication system (same UID and version).



Complementary Cumulative Distribution Function (CCDF)



Frequency Domain



Time Domain

**Calibration Laboratory of
Schmid & Partner
Engineering AG**
Zeughausstrasse 43, 8004 Zurich, Switzerland

Name: **LTE-TDD (SC-FDMA, 50% RB, 15 MHz, QPSK)**

Group: LTE-TDD
UID: 10255-CAG

PAR: ¹ **9.20 dB**
MIF: ² **-1.64 dB**

Standard Reference: 3GPP / ETSI TS 136.101 V8.4.0
3GPP / ETSI TS 136.213 V8.4.0
FCC OET KDB 941225 D05 SAR for LTE Devices v01

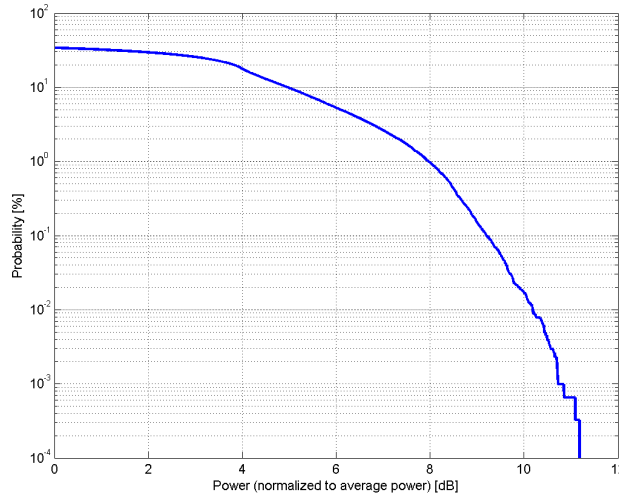
Category: Random amplitude modulation
Modulation: QPSK
Frequency Band: Band 33 (1900.0 - 1920.0 MHz)
Band 34 (2010.0 - 2025.0 MHz)
Band 35 (1850.0 - 1910.0 MHz)
Band 36 (1930.0 - 1990.0 MHz)
Band 37 (1910.0 - 1930.0 MHz)
Band 38 (2570.0 - 2620.0 MHz)
Band 39 (1880.0 - 1920.0 MHz)
Band 40 (2300.0 - 2400.0 MHz)
Band 41 (2496.0 - 2690.0 MHz)
Band 42 (3400.0 - 3600.0 MHz)
Band 43 (3600.0 - 3800.0 MHz)
Band 44 (703.0 - 803.0 MHz)
Band 45 (1447.0 - 1467.0 MHz)
Band 48 (3550.0 - 3700.0 MHz)
Band 50 (1432.0 - 1517.0 MHz)
Band 52 (3300.0 - 3400.0 MHz)
Validation band (0.0 - 6000.0 MHz)

Detailed Specification: Modulation Scheme: SC-FDMA
Uplink-downlink configuration: 1
Special Subframe configuration: 4
Number of Frames: 1
Settings for UL Subframe 2,3,7,8:
Number of PUSCHs: 1
Modulation Scheme: QPSK
Allocated RB: 36
Start Number of RB: 20
Data Type: PN9fix

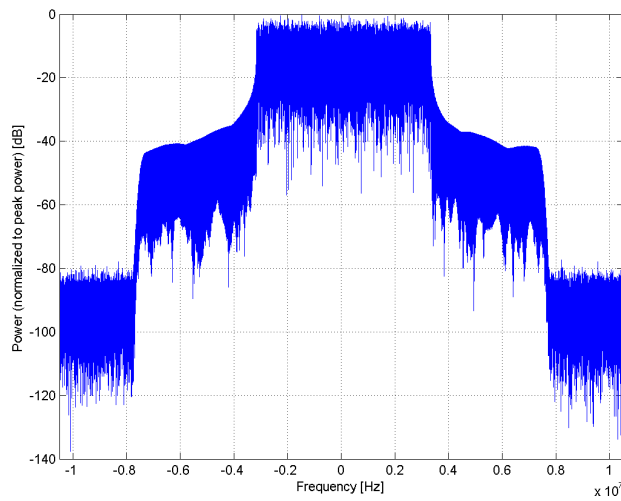
Bandwidth: 15.0 MHz
Integration Time: 10.0 ms

¹ PAR (0.1%) in accordance with FCC KDB 971168, Section 6.0 "Measurement of the Peak-to-Average Power Ratio (PAPR)"

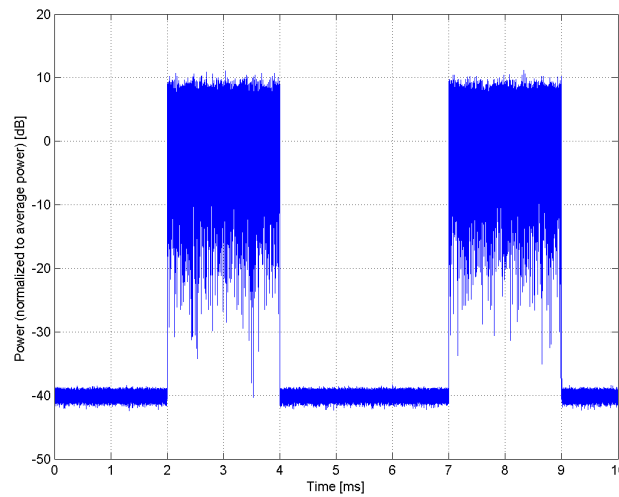
² Modulation Interference Factor (MIF) value valid only in conjunction with advanced probe response linearization calibration for the same communication system (same UID and version).



Complementary Cumulative Distribution Function (CCDF)



Frequency Domain



Time Domain

**Calibration Laboratory of
Schmid & Partner
Engineering AG**
Zeughausstrasse 43, 8004 Zurich, Switzerland

Name: **LTE-TDD (SC-FDMA, 100% RB, 1.4 MHz, 16-QAM)**

Group: LTE-TDD
UID: 10256-CAC

PAR: ¹ **9.96 dB**
MIF: ² **-1.65 dB**

Standard Reference: 3GPP / ETSI TS 136.101 V8.4.0
3GPP / ETSI TS 136.213 V8.4.0
FCC OET KDB 941225 D05 SAR for LTE Devices v01

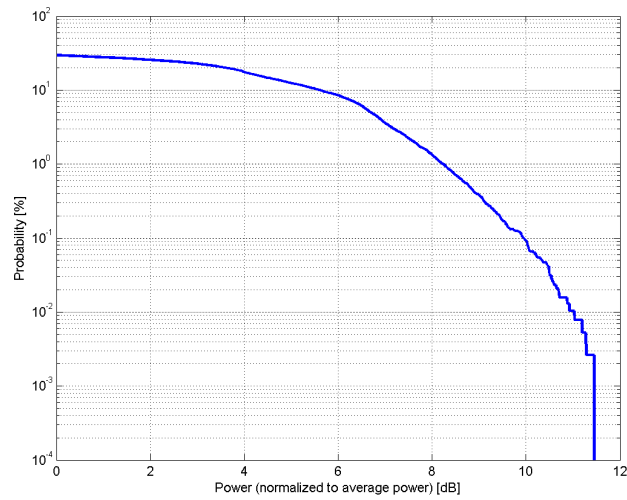
Category: Random amplitude modulation
Modulation: 16-QAM
Frequency Band: Band 35 (1850.0 - 1910.0 MHz)
Band 36 (1930.0 - 1990.0 MHz)
Band 53 (2483.5 - 2495.0 MHz)
Validation band (0.0 - 6000.0 MHz)

Detailed Specification: Modulation Scheme: SC-FDMA
Uplink-downlink configuration: 1
Special Subframe configuration: 4
Number of Frames: 1
Settings for UL Subframe 2,3,7,8:
Number of PUSCHs: 1
Modulation Scheme: 16QAM
Allocated RB: 6
Start Number of RB: 0
Data Type: PN9fix

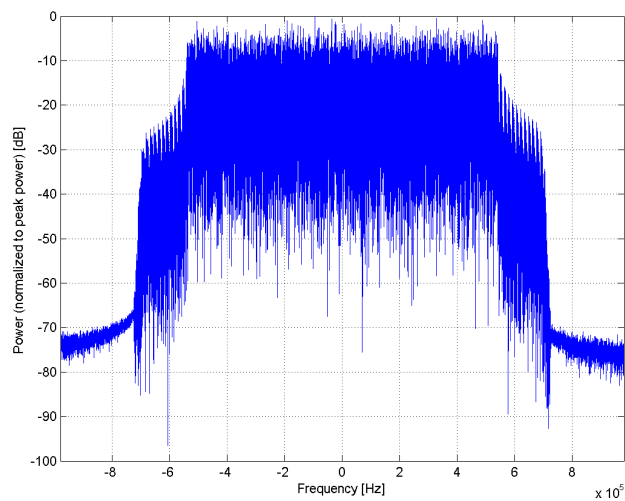
Bandwidth: 1.4 MHz
Integration Time: 10.0 ms

¹ PAR (0.1%) in accordance with FCC KDB 971168, Section 6.0 "Measurement of the Peak-to-Average Power Ratio (PAPR)"

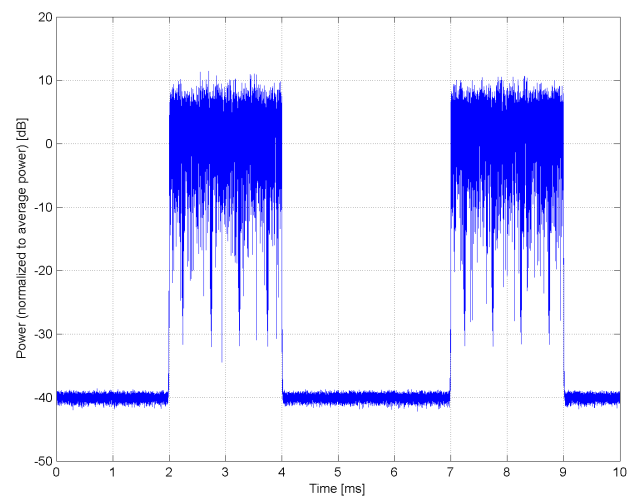
² Modulation Interference Factor (MIF) value valid only in conjunction with advanced probe response linearization calibration for the same communication system (same UID and version).



Complementary Cumulative Distribution Function (CCDF)



Frequency Domain



Time Domain

**Calibration Laboratory of
Schmid & Partner
Engineering AG**
Zeughausstrasse 43, 8004 Zurich, Switzerland

Name: **LTE-TDD (SC-FDMA, 100% RB, 1.4 MHz, 64-QAM)**

Group: LTE-TDD
UID: 10257-CAC

PAR: ¹ **10.08 dB**
MIF: ² **-1.64 dB**

Standard Reference: 3GPP / ETSI TS 136.101 V8.4.0
3GPP / ETSI TS 136.213 V8.4.0
FCC OET KDB 941225 D05 SAR for LTE Devices v01

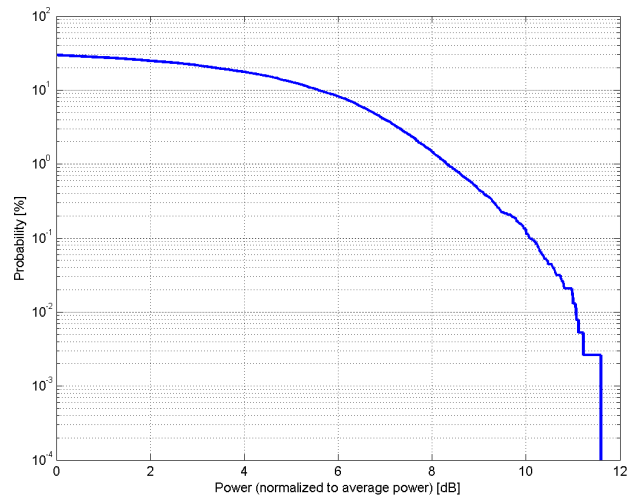
Category: Random amplitude modulation
Modulation: 64-QAM
Frequency Band: Band 35 (1850.0 - 1910.0 MHz)
Band 36 (1930.0 - 1990.0 MHz)
Band 53 (2483.5 - 2495.0 MHz)
Validation band (0.0 - 6000.0 MHz)

Detailed Specification: Modulation Scheme: SC-FDMA
Uplink-downlink configuration: 1
Special Subframe configuration: 4
Number of Frames: 1
Settings for UL Subframe 2,3,7,8:
Number of PUSCHs: 1
Modulation Scheme: 16QAM
Allocated RB: 6
Start Number of RB: 0
Data Type: PN9fix

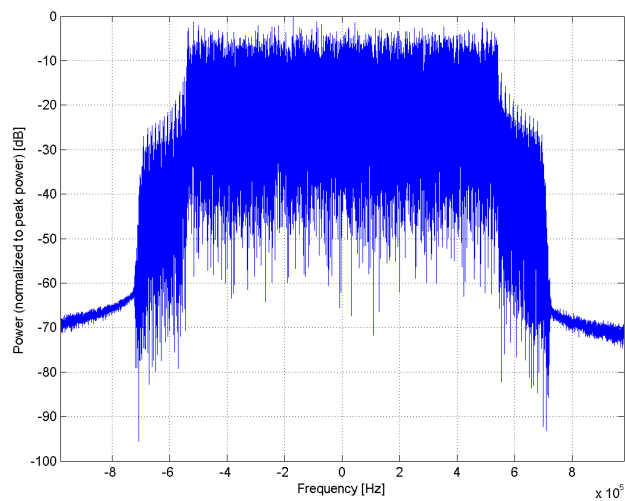
Bandwidth: 1.4 MHz
Integration Time: 10.0 ms

¹ PAR (0.1%) in accordance with FCC KDB 971168, Section 6.0 "Measurement of the Peak-to-Average Power Ratio (PAPR)"

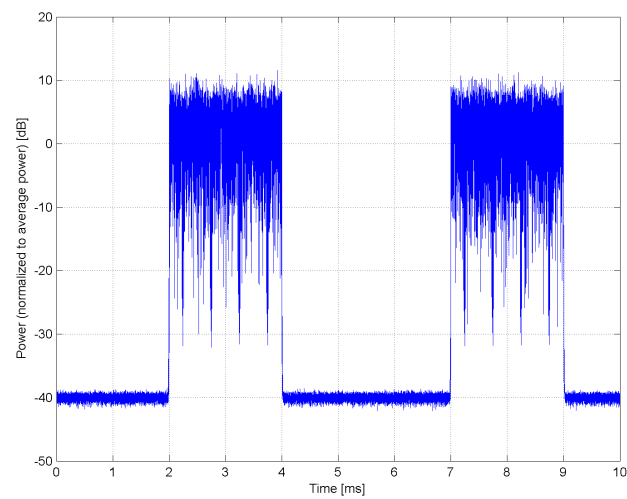
² Modulation Interference Factor (MIF) value valid only in conjunction with advanced probe response linearization calibration for the same communication system (same UID and version).



Complementary Cumulative Distribution Function (CCDF)



Frequency Domain



Time Domain

**Calibration Laboratory of
Schmid & Partner
Engineering AG**
Zeughausstrasse 43, 8004 Zurich, Switzerland

Name: **LTE-TDD (SC-FDMA, 100% RB, 1.4 MHz, QPSK)**

Group: LTE-TDD
UID: 10258-CAC

PAR: ¹ **9.34 dB**
MIF: ² **-1.65 dB**

Standard Reference: 3GPP / ETSI TS 136.101 V8.4.0
3GPP / ETSI TS 136.213 V8.4.0
FCC OET KDB 941225 D05 SAR for LTE Devices v01

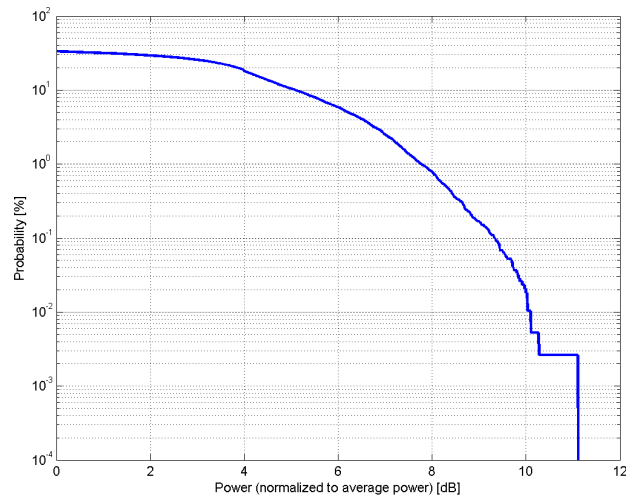
Category: Random amplitude modulation
Modulation: QPSK
Frequency Band: Band 35 (1850.0 - 1910.0 MHz)
Band 36 (1930.0 - 1990.0 MHz)
Band 53 (2483.5 - 2495.0 MHz)
Validation band (0.0 - 6000.0 MHz)

Detailed Specification: Modulation Scheme: SC-FDMA
Uplink-downlink configuration: 1
Special Subframe configuration: 4
Number of Frames: 1
Settings for UL Subframe 2,3,7,8:
Number of PUSCHs: 1
Modulation Scheme: QPSK
Allocated RB: 6
Start Number of RB: 0
Data Type: PN9fix

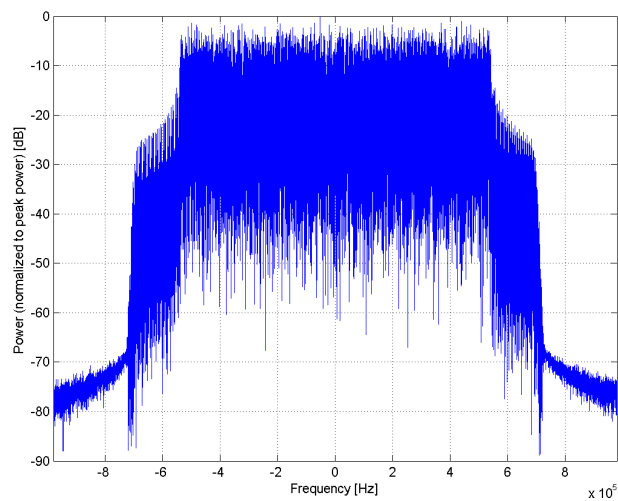
Bandwidth: 1.4 MHz
Integration Time: 10.0 ms

¹ PAR (0.1%) in accordance with FCC KDB 971168, Section 6.0 "Measurement of the Peak-to-Average Power Ratio (PAPR)"

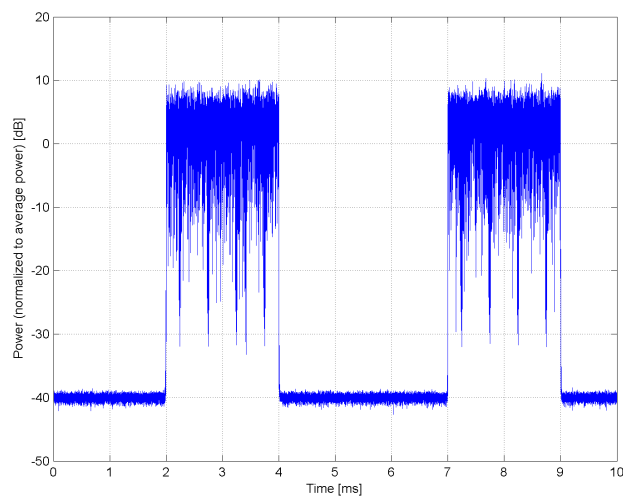
² Modulation Interference Factor (MIF) value valid only in conjunction with advanced probe response linearization calibration for the same communication system (same UID and version).



Complementary Cumulative Distribution Function (CCDF)



Frequency Domain



Time Domain

**Calibration Laboratory of
Schmid & Partner
Engineering AG**
Zeughausstrasse 43, 8004 Zurich, Switzerland

Name: **LTE-TDD (SC-FDMA, 100% RB, 3 MHz, 16-QAM)**

Group: LTE-TDD
UID: 10259-CAE

PAR: ¹ **9.98 dB**
MIF: ² **-1.65 dB**

Standard Reference: 3GPP / ETSI TS 136.101 V8.4.0
3GPP / ETSI TS 136.213 V8.4.0
FCC OET KDB 941225 D05 SAR for LTE Devices v01

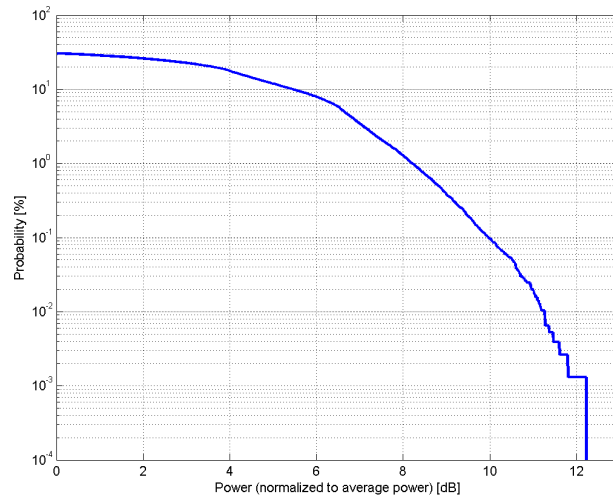
Category: Random amplitude modulation
Modulation: 16-QAM
Frequency Band: Band 35 (1850.0 - 1910.0 MHz)
Band 36 (1930.0 - 1990.0 MHz)
Band 44 (703.0 - 803.0 MHz)
Band 50 (1432.0 - 1517.0 MHz)
Band 51 (1427.0 - 1432.0 MHz)
Band 53 (2483.5 - 2495.0 MHz)
Validation band (0.0 - 6000.0 MHz)

Detailed Specification: Modulation Scheme: SC-FDMA
Uplink-downlink configuration: 1
Special Subframe configuration: 4
Number of Frames: 1
Settings for UL Subframe 2,3,7,8:
Number of PUSCHs: 1
Modulation Scheme: 16QAM
Allocated RB: 15
Start Number of RB: 0
Data Type: PN9fix

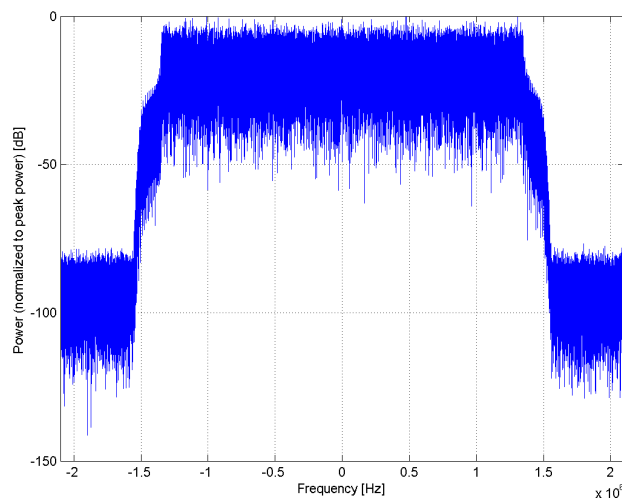
Bandwidth: 3.0 MHz
Integration Time: 10.0 ms

¹ PAR (0.1%) in accordance with FCC KDB 971168, Section 6.0 "Measurement of the Peak-to-Average Power Ratio (PAPR)"

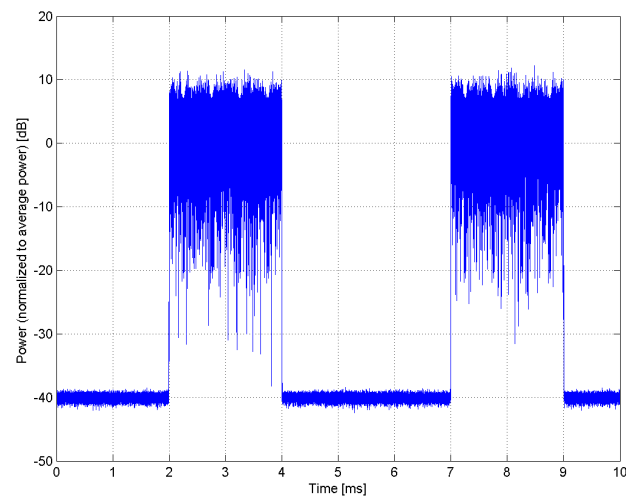
² Modulation Interference Factor (MIF) value valid only in conjunction with advanced probe response linearization calibration for the same communication system (same UID and version).



Complementary Cumulative Distribution Function (CCDF)



Frequency Domain



Time Domain

**Calibration Laboratory of
Schmid & Partner
Engineering AG**
Zeughausstrasse 43, 8004 Zurich, Switzerland

Name: **LTE-TDD (SC-FDMA, 100% RB, 3 MHz, 64-QAM)**

Group: LTE-TDD
UID: 10260-CAE

PAR: ¹ **9.97 dB**
MIF: ² **-1.65 dB**

Standard Reference: 3GPP / ETSI TS 136.101 V8.4.0
3GPP / ETSI TS 136.213 V8.4.0
FCC OET KDB 941225 D05 SAR for LTE Devices v01

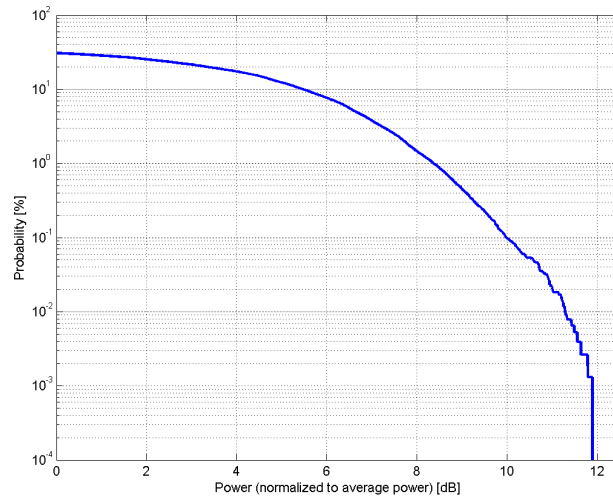
Category: Random amplitude modulation
Modulation: 64-QAM
Frequency Band: Band 35 (1850.0 - 1910.0 MHz)
Band 36 (1930.0 - 1990.0 MHz)
Band 44 (703.0 - 803.0 MHz)
Band 50 (1432.0 - 1517.0 MHz)
Band 51 (1427.0 - 1432.0 MHz)
Band 53 (2483.5 - 2495.0 MHz)
Validation band (0.0 - 6000.0 MHz)

Detailed Specification: Modulation Scheme: SC-FDMA
Uplink-downlink configuration: 1
Special Subframe configuration: 4
Number of Frames: 1
Settings for UL Subframe 2,3,7,8:
Number of PUSCHs: 1
Modulation Scheme: 64QAM
Allocated RB: 15
Start Number of RB: 0
Data Type: PN9fix

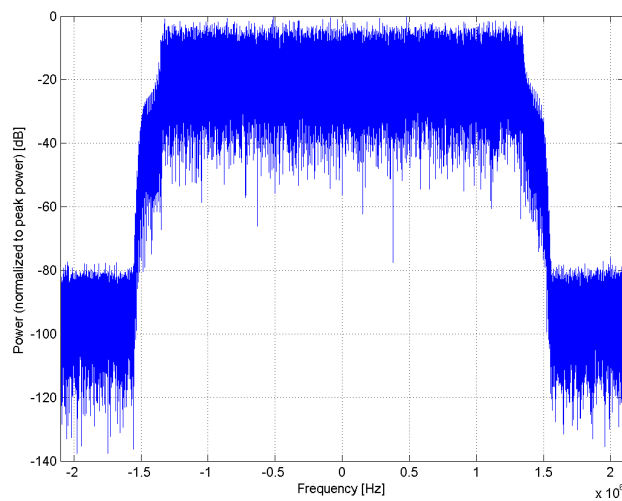
Bandwidth: 3.0 MHz
Integration Time: 10.0 ms

¹ PAR (0.1%) in accordance with FCC KDB 971168, Section 6.0 "Measurement of the Peak-to-Average Power Ratio (PAPR)"

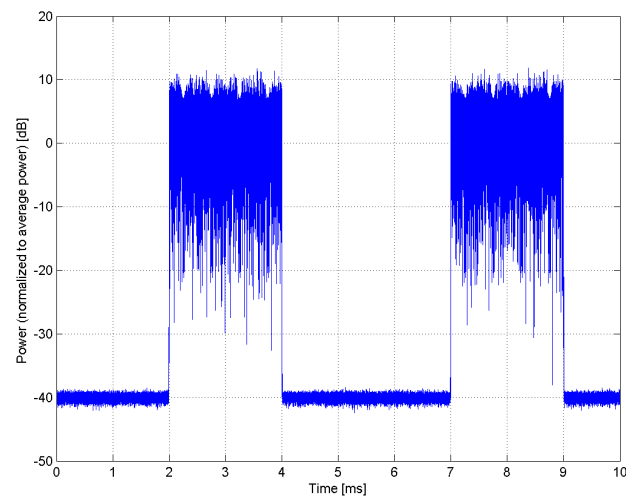
² Modulation Interference Factor (MIF) value valid only in conjunction with advanced probe response linearization calibration for the same communication system (same UID and version).



Complementary Cumulative Distribution Function (CCDF)



Frequency Domain



Time Domain

**Calibration Laboratory of
Schmid & Partner
Engineering AG**
Zeughausstrasse 43, 8004 Zurich, Switzerland

Name: **LTE-TDD (SC-FDMA, 100% RB, 3 MHz, QPSK)**

Group: LTE-TDD
UID: 10261-CAE

PAR: ¹ **9.24 dB**
MIF: ² **-1.64 dB**

Standard Reference: 3GPP / ETSI TS 136.101 V8.4.0
3GPP / ETSI TS 136.213 V8.4.0
FCC OET KDB 941225 D05 SAR for LTE Devices v01

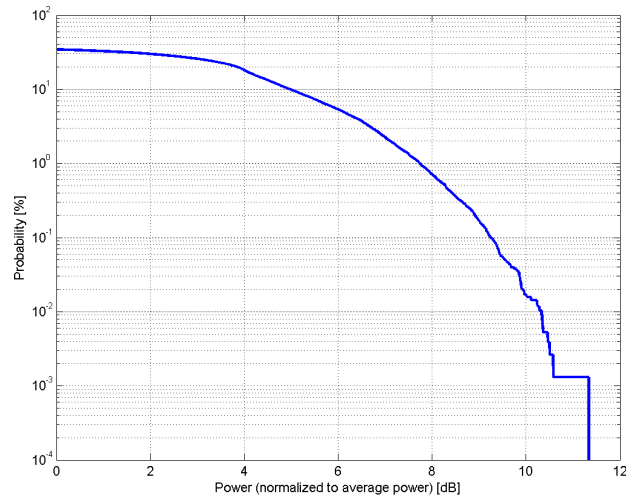
Category: Random amplitude modulation
Modulation: QPSK
Frequency Band: Band 35 (1850.0 - 1910.0 MHz)
Band 36 (1930.0 - 1990.0 MHz)
Band 44 (703.0 - 803.0 MHz)
Band 50 (1432.0 - 1517.0 MHz)
Band 51 (1427.0 - 1432.0 MHz)
Band 53 (2483.5 - 2495.0 MHz)
Validation band (0.0 - 6000.0 MHz)

Detailed Specification: Modulation Scheme: SC-FDMA
Uplink-downlink configuration: 1
Special Subframe configuration: 4
Number of Frames: 1
Settings for UL Subframe 2,3,7,8:
Number of PUSCHs: 1
Modulation Scheme: QPSK
Allocated RB: 15
Start Number of RB: 0
Data Type: PN9fix

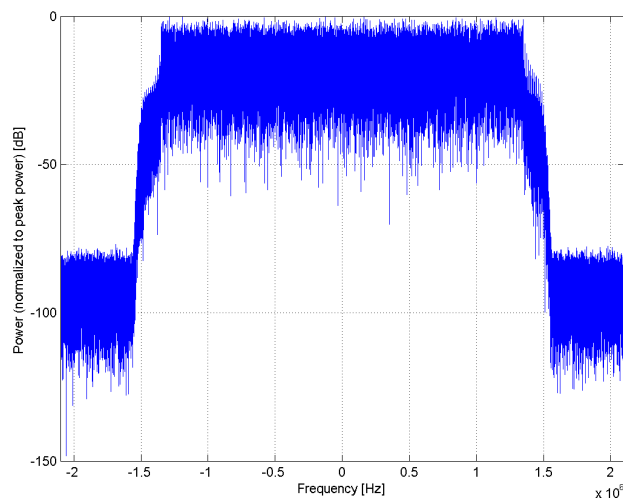
Bandwidth: 3.0 MHz
Integration Time: 10.0 ms

¹ PAR (0.1%) in accordance with FCC KDB 971168, Section 6.0 "Measurement of the Peak-to-Average Power Ratio (PAPR)"

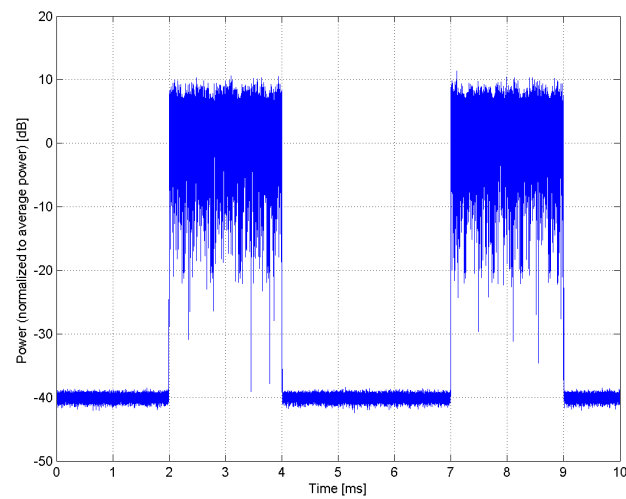
² Modulation Interference Factor (MIF) value valid only in conjunction with advanced probe response linearization calibration for the same communication system (same UID and version).



Complementary Cumulative Distribution Function (CCDF)



Frequency Domain



Time Domain

**Calibration Laboratory of
Schmid & Partner
Engineering AG**
Zeughausstrasse 43, 8004 Zurich, Switzerland

Name: **LTE-TDD (SC-FDMA, 100% RB, 5 MHz, 16-QAM)**

Group: LTE-TDD
UID: 10262-CAH

PAR: ¹ **9.83 dB**
MIF: ² **-1.65 dB**

Standard Reference: 3GPP / ETSI TS 136.101 V8.4.0
3GPP / ETSI TS 136.213 V8.4.0
FCC OET KDB 941225 D05 SAR for LTE Devices v01

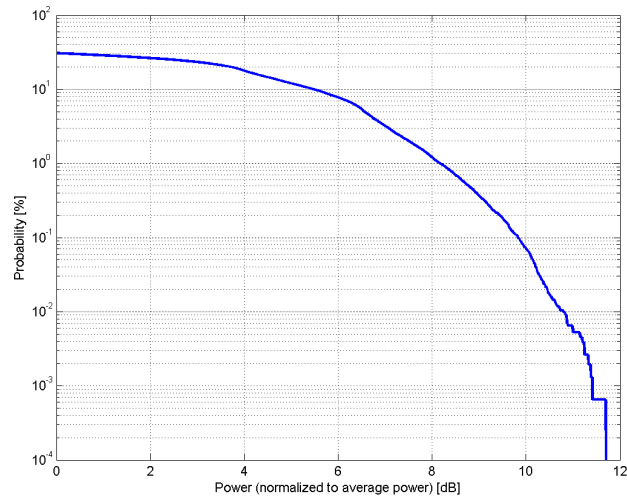
Category: Random amplitude modulation
Modulation: 16-QAM
Frequency Band: Band 33 (1900.0 - 1920.0 MHz)
Band 34 (2010.0 - 2025.0 MHz)
Band 35 (1850.0 - 1910.0 MHz)
Band 36 (1930.0 - 1990.0 MHz)
Band 37 (1910.0 - 1930.0 MHz)
Band 38 (2570.0 - 2620.0 MHz)
Band 39 (1880.0 - 1920.0 MHz)
Band 40 (2300.0 - 2400.0 MHz)
Band 41 (2496.0 - 2690.0 MHz)
Band 42 (3400.0 - 3600.0 MHz)
Band 43 (3600.0 - 3800.0 MHz)
Band 44 (703.0 - 803.0 MHz)
Band 45 (1447.0 - 1467.0 MHz)
Band 48 (3550.0 - 3700.0 MHz)
Band 50 (1432.0 - 1517.0 MHz)
Band 51 (1427.0 - 1432.0 MHz)
Band 52 (3300.0 - 3400.0 MHz)
Band 53 (2483.5 - 2495.0 MHz)
Validation band (0.0 - 6000.0 MHz)

Detailed Specification: Modulation Scheme: SC-FDMA
Uplink-downlink configuration: 1
Special Subframe configuration: 4
Number of Frames: 1
Settings for UL Subframe 2,3,7,8:
Number of PUSCHs: 1
Modulation Scheme: 16-QAM
Allocated RB: 25
Start Number of RB: 0
Data Type: PN9fix

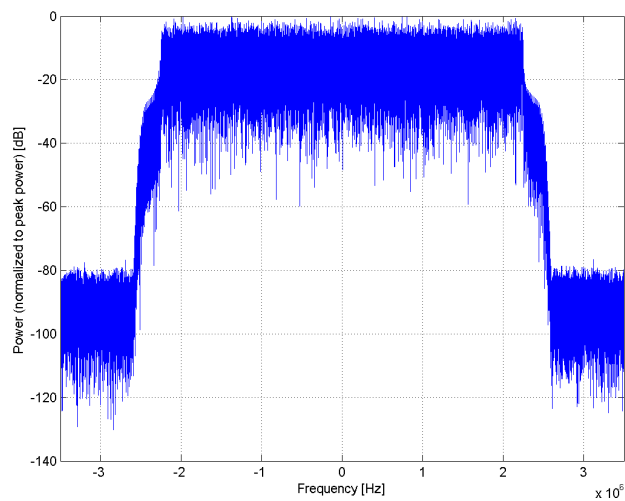
Bandwidth: 5.0 MHz
Integration Time: 10.0 ms

¹ PAR (0.1%) in accordance with FCC KDB 971168, Section 6.0 "Measurement of the Peak-to-Average Power Ratio (PAPR)"

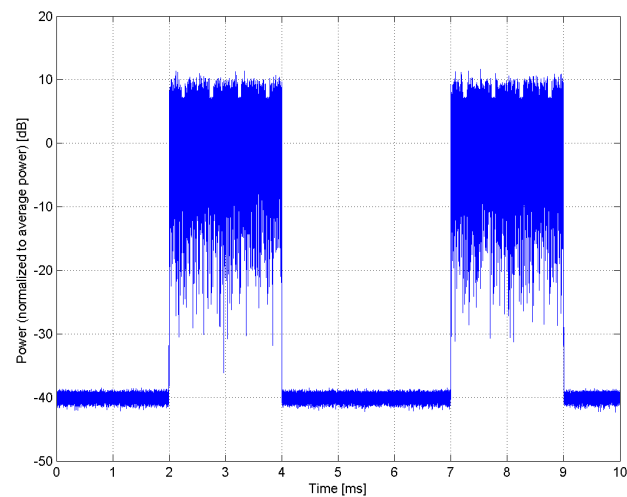
² Modulation Interference Factor (MIF) value valid only in conjunction with advanced probe response linearization calibration for the same communication system (same UID and version).



Complementary Cumulative Distribution Function (CCDF)



Frequency Domain



Time Domain

**Calibration Laboratory of
Schmid & Partner
Engineering AG**
Zeughausstrasse 43, 8004 Zurich, Switzerland

Name: **LTE-TDD (SC-FDMA, 100% RB, 5 MHz, 64-QAM)**

Group: LTE-TDD
UID: 10263-CAH

PAR: ¹ **10.16 dB**
MIF: ² **-1.67 dB**

Standard Reference: 3GPP / ETSI TS 136.101 V8.4.0
3GPP / ETSI TS 136.213 V8.4.0
FCC OET KDB 941225 D05 SAR for LTE Devices v01

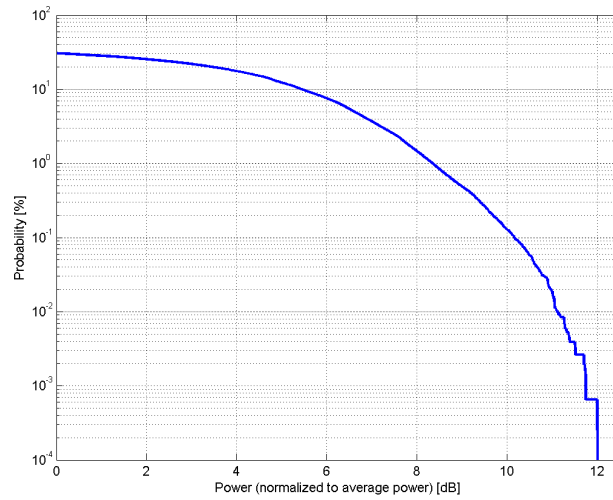
Category: Random amplitude modulation
Modulation: 64-QAM
Frequency Band: Band 33 (1900.0 - 1920.0 MHz)
Band 34 (2010.0 - 2025.0 MHz)
Band 35 (1850.0 - 1910.0 MHz)
Band 36 (1930.0 - 1990.0 MHz)
Band 37 (1910.0 - 1930.0 MHz)
Band 38 (2570.0 - 2620.0 MHz)
Band 39 (1880.0 - 1920.0 MHz)
Band 40 (2300.0 - 2400.0 MHz)
Band 41 (2496.0 - 2690.0 MHz)
Band 42 (3400.0 - 3600.0 MHz)
Band 43 (3600.0 - 3800.0 MHz)
Band 44 (703.0 - 803.0 MHz)
Band 45 (1447.0 - 1467.0 MHz)
Band 48 (3550.0 - 3700.0 MHz)
Band 50 (1432.0 - 1517.0 MHz)
Band 51 (1427.0 - 1432.0 MHz)
Band 52 (3300.0 - 3400.0 MHz)
Band 53 (2483.5 - 2495.0 MHz)
Validation band (0.0 - 6000.0 MHz)

Detailed Specification: Modulation Scheme: SC-FDMA
Uplink-downlink configuration: 1
Special Subframe configuration: 4
Number of Frames: 1
Settings for UL Subframe 2,3,7,8:
Number of PUSCHs: 1
Modulation Scheme: 64QAM
Allocated RB: 25
Start Number of RB: 0
Data Type: PN9fix

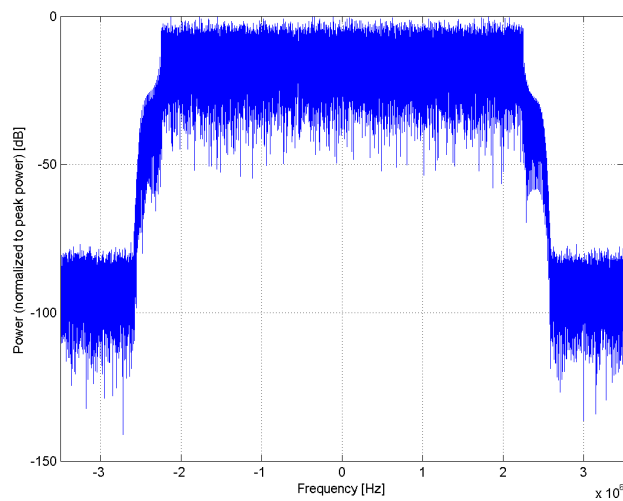
Bandwidth: 5.0 MHz
Integration Time: 10.0 ms

¹ PAR (0.1%) in accordance with FCC KDB 971168, Section 6.0 "Measurement of the Peak-to-Average Power Ratio (PAPR)"

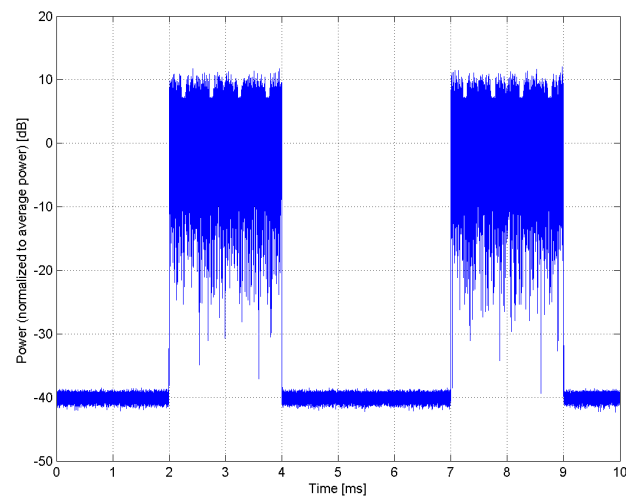
² Modulation Interference Factor (MIF) value valid only in conjunction with advanced probe response linearization calibration for the same communication system (same UID and version).



Complementary Cumulative Distribution Function (CCDF)



Frequency Domain



Time Domain

**Calibration Laboratory of
Schmid & Partner
Engineering AG**
Zeughausstrasse 43, 8004 Zurich, Switzerland

Name: **LTE-TDD (SC-FDMA, 100% RB, 5 MHz, QPSK)**

Group: LTE-TDD
UID: 10264-CAH

PAR: ¹ **9.23 dB**
MIF: ² **-1.65 dB**

Standard Reference: 3GPP / ETSI TS 136.101 V8.4.0
3GPP / ETSI TS 136.213 V8.4.0
FCC OET KDB 941225 D05 SAR for LTE Devices v01

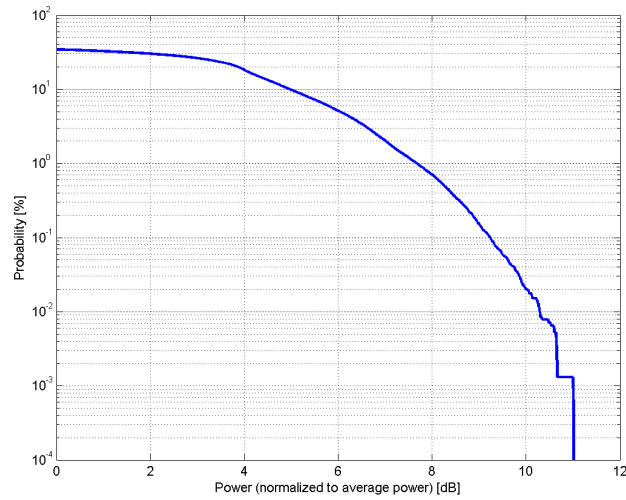
Category: Random amplitude modulation
Modulation: QPSK
Frequency Band: Band 33 (1900.0 - 1920.0 MHz)
Band 34 (2010.0 - 2025.0 MHz)
Band 35 (1850.0 - 1910.0 MHz)
Band 36 (1930.0 - 1990.0 MHz)
Band 37 (1910.0 - 1930.0 MHz)
Band 38 (2570.0 - 2620.0 MHz)
Band 39 (1880.0 - 1920.0 MHz)
Band 40 (2300.0 - 2400.0 MHz)
Band 41 (2496.0 - 2690.0 MHz)
Band 42 (3400.0 - 3600.0 MHz)
Band 43 (3600.0 - 3800.0 MHz)
Band 44 (703.0 - 803.0 MHz)
Band 45 (1447.0 - 1467.0 MHz)
Band 48 (3550.0 - 3700.0 MHz)
Band 50 (1432.0 - 1517.0 MHz)
Band 51 (1427.0 - 1432.0 MHz)
Band 52 (3300.0 - 3400.0 MHz)
Band 53 (2483.5 - 2495.0 MHz)
Validation band (0.0 - 6000.0 MHz)

Detailed Specification: Modulation Scheme: SC-FDMA
Uplink-downlink configuration: 1
Special Subframe configuration: 4
Number of Frames: 1
Settings for UL Subframe 2,3,7,8:
Number of PUSCHs: 1
Modulation Scheme: QPSK
Allocated RB: 25
Start Number of RB: 0
Data Type: PN9fix

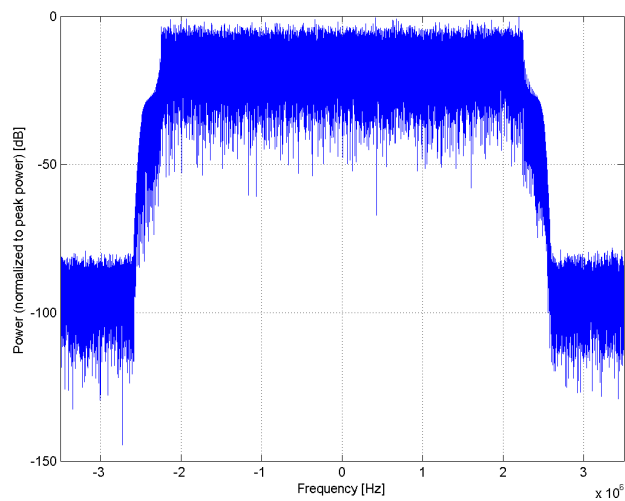
Bandwidth: 5.0 MHz
Integration Time: 10.0 ms

¹ PAR (0.1%) in accordance with FCC KDB 971168, Section 6.0 "Measurement of the Peak-to-Average Power Ratio (PAPR)"

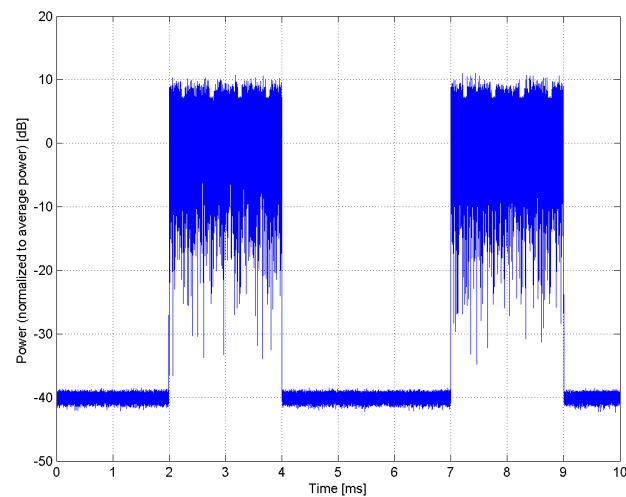
² Modulation Interference Factor (MIF) value valid only in conjunction with advanced probe response linearization calibration for the same communication system (same UID and version).



Complementary Cumulative Distribution Function (CCDF)



Frequency Domain



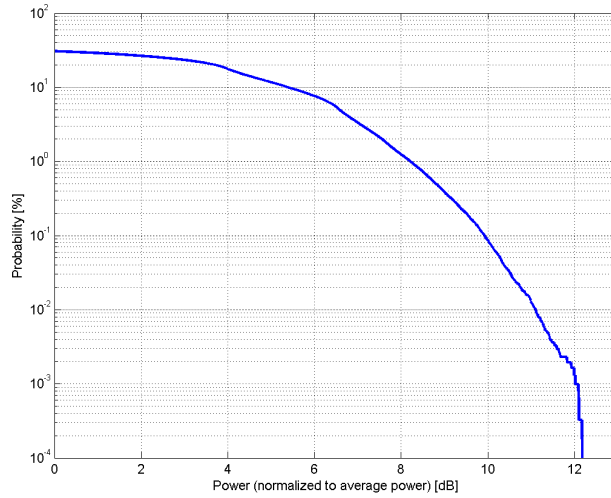
Time Domain

**Calibration Laboratory of
Schmid & Partner
Engineering AG**
Zeughausstrasse 43, 8004 Zurich, Switzerland

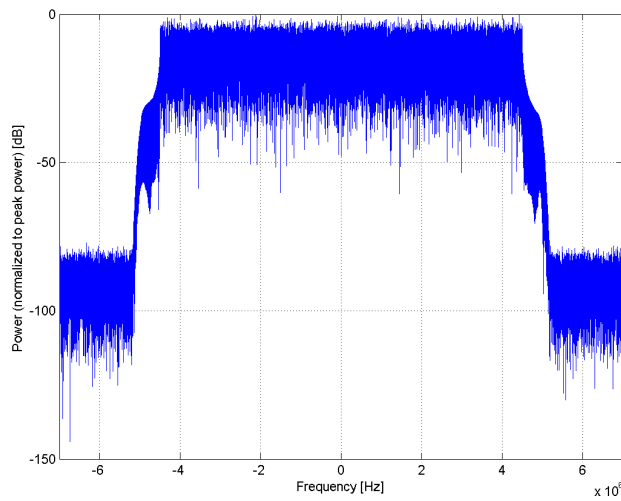
Name:	LTE-TDD (SC-FDMA, 100% RB, 10 MHz, 16-QAM)
Group:	LTE-TDD
UID:	10265-CAH
PAR: ¹	9.92 dB
MIF: ²	-1.66 dB
Standard Reference:	3GPP / ETSI TS 136.101 V8.4.0 3GPP / ETSI TS 136.213 V8.4.0 FCC OET KDB 941225 D05 SAR for LTE Devices v01
Category:	Random amplitude modulation
Modulation:	16-QAM
Frequency Band:	Band 33 (1900.0 - 1920.0 MHz) Band 34 (2010.0 - 2025.0 MHz) Band 35 (1850.0 - 1910.0 MHz) Band 36 (1930.0 - 1990.0 MHz) Band 37 (1910.0 - 1930.0 MHz) Band 38 (2570.0 - 2620.0 MHz) Band 39 (1880.0 - 1920.0 MHz) Band 40 (2300.0 - 2400.0 MHz) Band 41 (2496.0 - 2690.0 MHz) Band 42 (3400.0 - 3600.0 MHz) Band 43 (3600.0 - 3800.0 MHz) Band 44 (703.0 - 803.0 MHz) Band 45 (1447.0 - 1467.0 MHz) Band 46 (5150.0 - 5925.0 MHz) Band 47 (5855.0 - 5925.0 MHz) Band 48 (3550.0 - 3700.0 MHz) Band 49 (3550.0 - 3700.0 MHz) Band 50 (1432.0 - 1517.0 MHz) Band 52 (3300.0 - 3400.0 MHz) Band 53 (2483.5 - 2495.0 MHz) Validation band (0.0 - 6000.0 MHz)
Detailed Specification:	Modulation Scheme: SC-FDMA Uplink-downlink configuration: 1 Special Subframe configuration: 4 Number of Frames: 1 Settings for UL Subframe 2,3,7,8: Number of PUSCHs: 1 Modulation Scheme: 16QAM Allocated RB: 50 Start Number of RB: 0 Data Type: PN9fix
Bandwidth:	10.0 MHz
Integration Time:	10.0 ms

¹ PAR (0.1%) in accordance with FCC KDB 971168, Section 6.0 "Measurement of the Peak-to-Average Power Ratio (PAPR)"

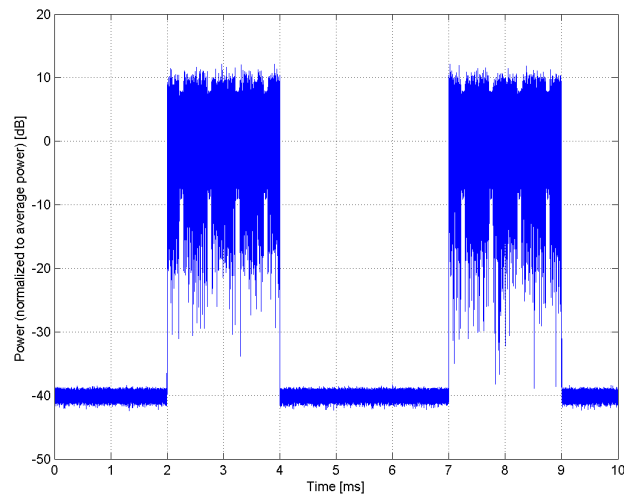
² Modulation Interference Factor (MIF) value valid only in conjunction with advanced probe response linearization calibration for the same communication system (same UID and version).



Complementary Cumulative Distribution Function (CCDF)



Frequency Domain



Time Domain

**Calibration Laboratory of
Schmid & Partner
Engineering AG**
Zeughausstrasse 43, 8004 Zurich, Switzerland

Name: **LTE-TDD (SC-FDMA, 100% RB, 10 MHz, 64-QAM)**

Group: LTE-TDD
UID: 10266-CAH

PAR: ¹ **10.07 dB**
MIF: ² **-1.66 dB**

Standard Reference: 3GPP / ETSI TS 136.101 V8.4.0
3GPP / ETSI TS 136.213 V8.4.0
FCC OET KDB 941225 D05 SAR for LTE Devices v01

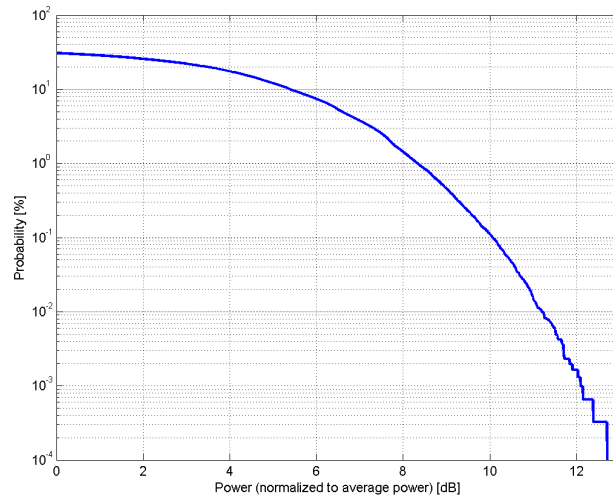
Category: Random amplitude modulation
Modulation: 64-QAM
Frequency Band: Band 33 (1900.0 - 1920.0 MHz)
Band 34 (2010.0 - 2025.0 MHz)
Band 35 (1850.0 - 1910.0 MHz)
Band 36 (1930.0 - 1990.0 MHz)
Band 37 (1910.0 - 1930.0 MHz)
Band 38 (2570.0 - 2620.0 MHz)
Band 39 (1880.0 - 1920.0 MHz)
Band 40 (2300.0 - 2400.0 MHz)
Band 41 (2496.0 - 2690.0 MHz)
Band 42 (3400.0 - 3600.0 MHz)
Band 43 (3600.0 - 3800.0 MHz)
Band 44 (703.0 - 803.0 MHz)
Band 45 (1447.0 - 1467.0 MHz)
Band 46 (5150.0 - 5925.0 MHz)
Band 47 (5855.0 - 5925.0 MHz)
Band 48 (3550.0 - 3700.0 MHz)
Band 49 (3550.0 - 3700.0 MHz)
Band 50 (1432.0 - 1517.0 MHz)
Band 52 (3300.0 - 3400.0 MHz)
Band 53 (2483.5 - 2495.0 MHz)
Validation band (0.0 - 6000.0 MHz)

Detailed Specification: Modulation Scheme: SC-FDMA
Uplink-downlink configuration: 1
Special Subframe configuration: 4
Number of Frames: 1
Settings for UL Subframe 2,3,7,8:
Number of PUSCHs: 1
Modulation Scheme: 64QAM
Allocated RB: 50
Start Number of RB: 0
Data Type: PN9fix

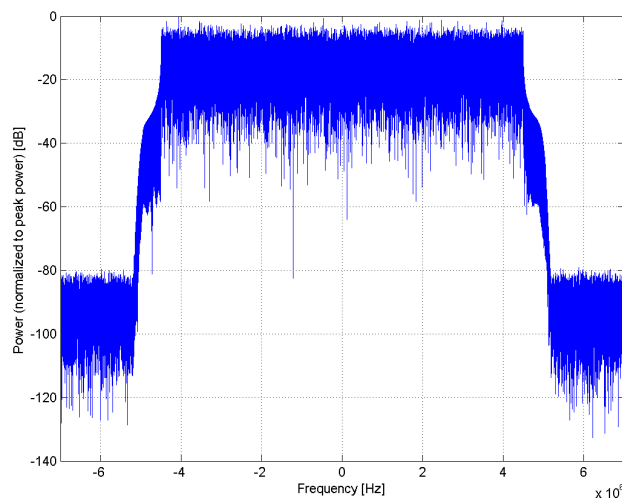
Bandwidth: 10.0 MHz
Integration Time: 10.0 ms

¹ PAR (0.1%) in accordance with FCC KDB 971168, Section 6.0 "Measurement of the Peak-to-Average Power Ratio (PAPR)"

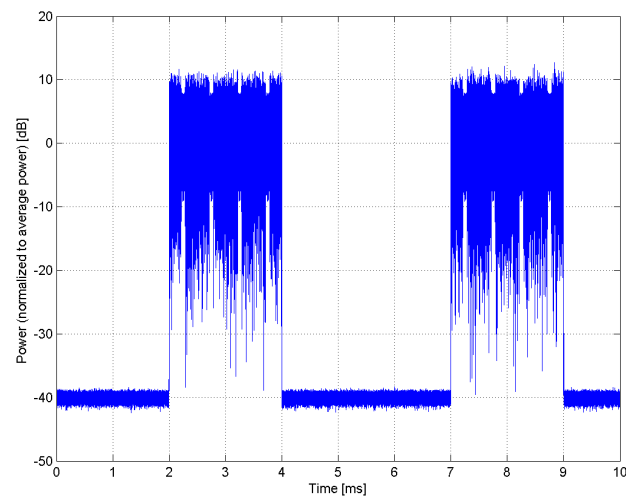
² Modulation Interference Factor (MIF) value valid only in conjunction with advanced probe response linearization calibration for the same communication system (same UID and version).



Complementary Cumulative Distribution Function (CCDF)



Frequency Domain



Time Domain

**Calibration Laboratory of
Schmid & Partner
Engineering AG**
Zeughausstrasse 43, 8004 Zurich, Switzerland

Name: **LTE-TDD (SC-FDMA, 100% RB, 10 MHz, QPSK)**

Group: LTE-TDD
UID: 10267-CAH

PAR: ¹ **9.30 dB**
MIF: ² **-1.64 dB**

Standard Reference: 3GPP / ETSI TS 136.101 V8.4.0
3GPP / ETSI TS 136.213 V8.4.0
FCC OET KDB 941225 D05 SAR for LTE Devices v01

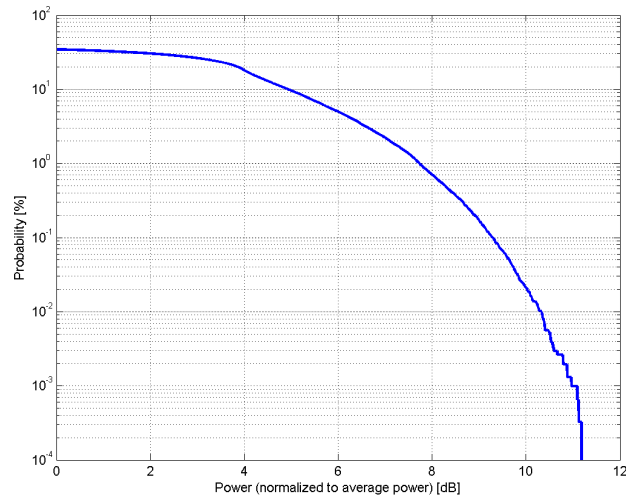
Category: Random amplitude modulation
Modulation: QPSK
Frequency Band: Band 33 (1900.0 - 1920.0 MHz)
Band 34 (2010.0 - 2025.0 MHz)
Band 35 (1850.0 - 1910.0 MHz)
Band 36 (1930.0 - 1990.0 MHz)
Band 37 (1910.0 - 1930.0 MHz)
Band 38 (2570.0 - 2620.0 MHz)
Band 39 (1880.0 - 1920.0 MHz)
Band 40 (2300.0 - 2400.0 MHz)
Band 41 (2496.0 - 2690.0 MHz)
Band 42 (3400.0 - 3600.0 MHz)
Band 43 (3600.0 - 3800.0 MHz)
Band 44 (703.0 - 803.0 MHz)
Band 45 (1447.0 - 1467.0 MHz)
Band 46 (5150.0 - 5925.0 MHz)
Band 47 (5855.0 - 5925.0 MHz)
Band 48 (3550.0 - 3700.0 MHz)
Band 49 (3550.0 - 3700.0 MHz)
Band 50 (1432.0 - 1517.0 MHz)
Band 52 (3300.0 - 3400.0 MHz)
Band 53 (2483.5 - 2495.0 MHz)
Validation band (0.0 - 6000.0 MHz)

Detailed Specification: Modulation Scheme: SC-FDMA
Uplink-downlink configuration: 1
Special Subframe configuration: 4
Number of Frames: 1
Settings for UL Subframe 2,3,7,8:
Number of PUSCHs: 1
Modulation Scheme: QPSK
Allocated RB: 50
Start Number of RB: 0
Data Type: PN9fix

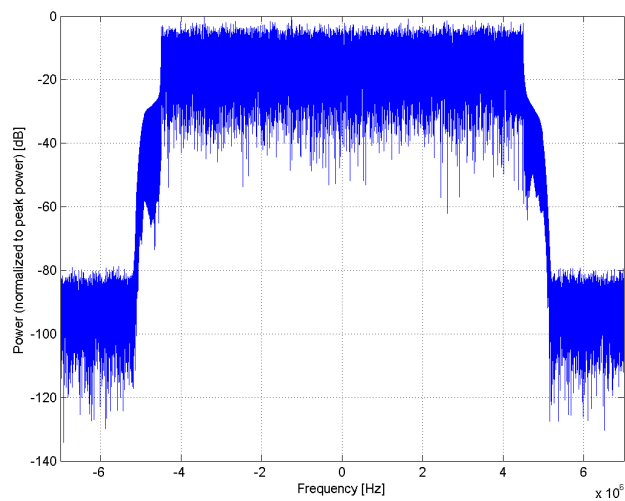
Bandwidth: 10.0 MHz
Integration Time: 10.0 ms

¹ PAR (0.1%) in accordance with FCC KDB 971168, Section 6.0 "Measurement of the Peak-to-Average Power Ratio (PAPR)"

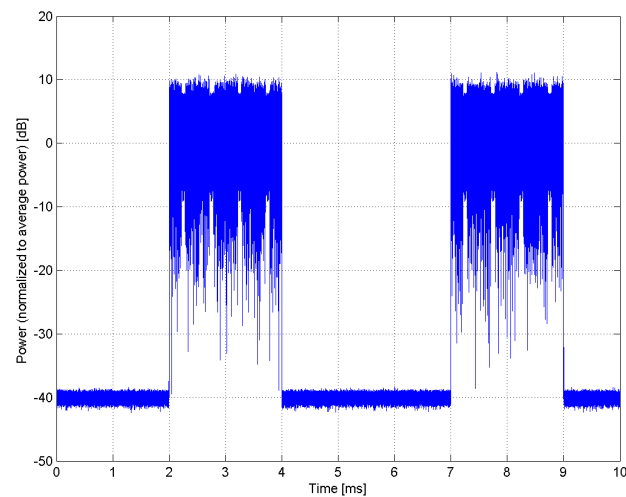
² Modulation Interference Factor (MIF) value valid only in conjunction with advanced probe response linearization calibration for the same communication system (same UID and version).



Complementary Cumulative Distribution Function (CCDF)



Frequency Domain



Time Domain

**Calibration Laboratory of
Schmid & Partner
Engineering AG**
Zeughausstrasse 43, 8004 Zurich, Switzerland

Name: **LTE-TDD (SC-FDMA, 100% RB, 15 MHz, 16-QAM)**

Group: LTE-TDD
UID: 10268-CAG

PAR: ¹ **10.06 dB**
MIF: ² **-1.67 dB**

Standard Reference: 3GPP / ETSI TS 136.101 V8.4.0
3GPP / ETSI TS 136.213 V8.4.0
FCC OET KDB 941225 D05 SAR for LTE Devices v01

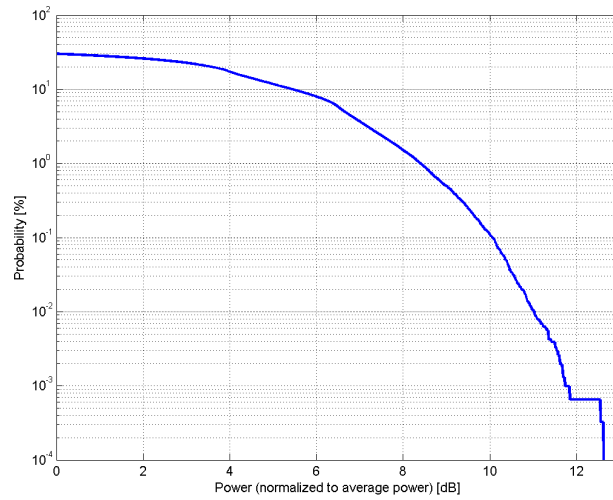
Category: Random amplitude modulation
Modulation: 16-QAM
Frequency Band: Band 33 (1900.0 - 1920.0 MHz)
Band 34 (2010.0 - 2025.0 MHz)
Band 35 (1850.0 - 1910.0 MHz)
Band 36 (1930.0 - 1990.0 MHz)
Band 37 (1910.0 - 1930.0 MHz)
Band 38 (2570.0 - 2620.0 MHz)
Band 39 (1880.0 - 1920.0 MHz)
Band 40 (2300.0 - 2400.0 MHz)
Band 41 (2496.0 - 2690.0 MHz)
Band 42 (3400.0 - 3600.0 MHz)
Band 43 (3600.0 - 3800.0 MHz)
Band 44 (703.0 - 803.0 MHz)
Band 45 (1447.0 - 1467.0 MHz)
Band 48 (3550.0 - 3700.0 MHz)
Band 50 (1432.0 - 1517.0 MHz)
Band 52 (3300.0 - 3400.0 MHz)
Validation band (0.0 - 6000.0 MHz)

Detailed Specification: Modulation Scheme: SC-FDMA
Uplink-downlink configuration: 1
Special Subframe configuration: 4
Number of Frames: 1
Settings for UL Subframe 2,3,7,8:
Number of PUSCHs: 1
Modulation Scheme: 16QAM
Allocated RB: 75
Start Number of RB: 0
Data Type: PN9fix

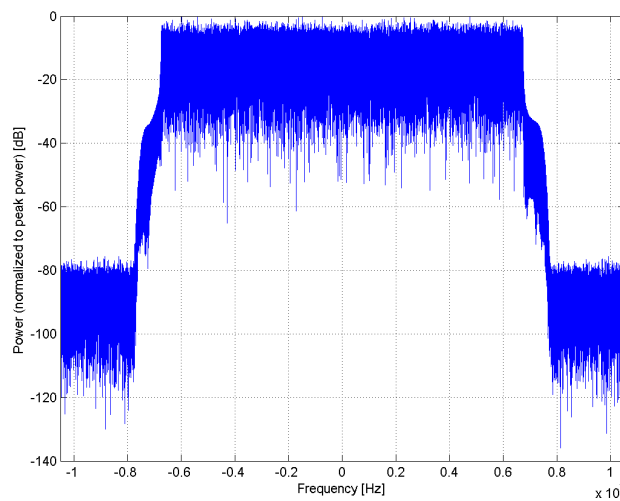
Bandwidth: 15.0 MHz
Integration Time: 10.0 ms

¹ PAR (0.1%) in accordance with FCC KDB 971168, Section 6.0 "Measurement of the Peak-to-Average Power Ratio (PAPR)"

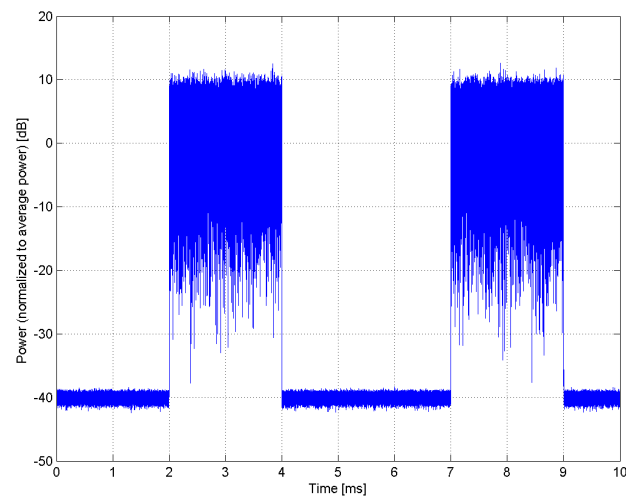
² Modulation Interference Factor (MIF) value valid only in conjunction with advanced probe response linearization calibration for the same communication system (same UID and version).



Complementary Cumulative Distribution Function (CCDF)



Frequency Domain



Time Domain

**Calibration Laboratory of
Schmid & Partner
Engineering AG**
Zeughausstrasse 43, 8004 Zurich, Switzerland

Name: **LTE-TDD (SC-FDMA, 100% RB, 15 MHz, 64-QAM)**

Group: LTE-TDD
UID: 10269-CAG

PAR: ¹ **10.13 dB**
MIF: ² **-1.69 dB**

Standard Reference: 3GPP / ETSI TS 136.101 V8.4.0
3GPP / ETSI TS 136.213 V8.4.0
FCC OET KDB 941225 D05 SAR for LTE Devices v01

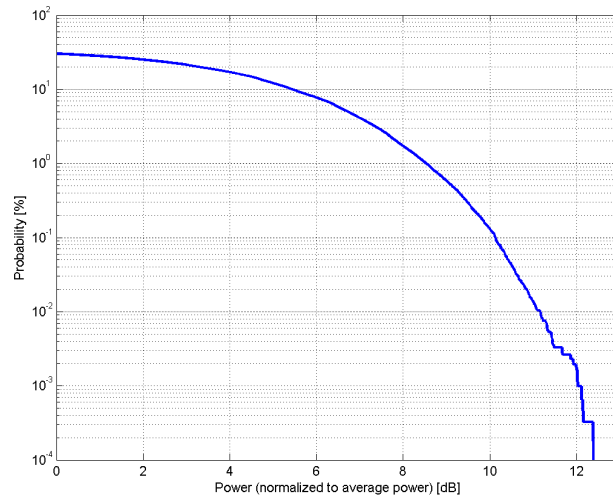
Category: Random amplitude modulation
Modulation: 64-QAM
Frequency Band: Band 33 (1900.0 - 1920.0 MHz)
Band 34 (2010.0 - 2025.0 MHz)
Band 35 (1850.0 - 1910.0 MHz)
Band 36 (1930.0 - 1990.0 MHz)
Band 37 (1910.0 - 1930.0 MHz)
Band 38 (2570.0 - 2620.0 MHz)
Band 39 (1880.0 - 1920.0 MHz)
Band 40 (2300.0 - 2400.0 MHz)
Band 41 (2496.0 - 2690.0 MHz)
Band 42 (3400.0 - 3600.0 MHz)
Band 43 (3600.0 - 3800.0 MHz)
Band 44 (703.0 - 803.0 MHz)
Band 45 (1447.0 - 1467.0 MHz)
Band 48 (3550.0 - 3700.0 MHz)
Band 50 (1432.0 - 1517.0 MHz)
Band 52 (3300.0 - 3400.0 MHz)
Validation band (0.0 - 6000.0 MHz)

Detailed Specification: Modulation Scheme: SC-FDMA
Uplink-downlink configuration: 1
Special Subframe configuration: 4
Number of Frames: 1
Settings for UL Subframe 2,3,7,8:
Number of PUSCHs: 1
Modulation Scheme: 64QAM
Allocated RB: 75
Start Number of RB: 0
Data Type: PN9fix

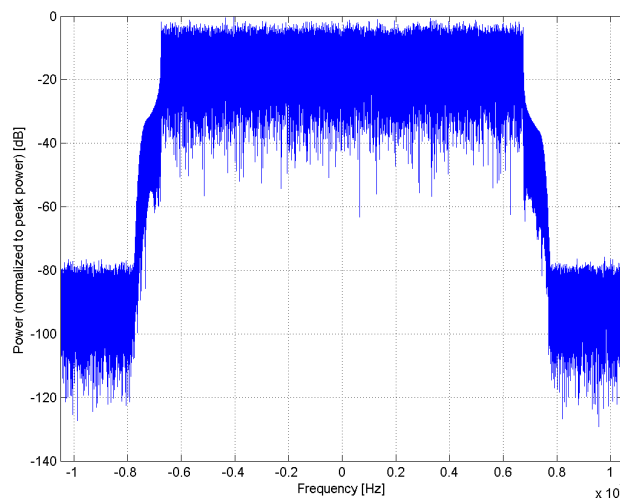
Bandwidth: 15.0 MHz
Integration Time: 10.0 ms

¹ PAR (0.1%) in accordance with FCC KDB 971168, Section 6.0 "Measurement of the Peak-to-Average Power Ratio (PAPR)"

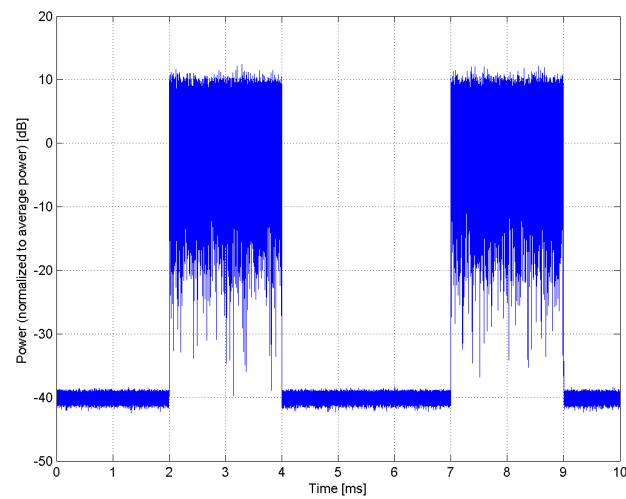
² Modulation Interference Factor (MIF) value valid only in conjunction with advanced probe response linearization calibration for the same communication system (same UID and version).



Complementary Cumulative Distribution Function (CCDF)



Frequency Domain



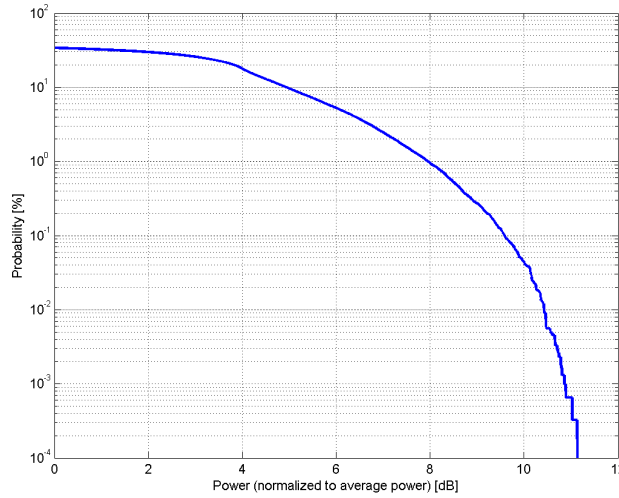
Time Domain

**Calibration Laboratory of
Schmid & Partner
Engineering AG**
Zeughausstrasse 43, 8004 Zurich, Switzerland

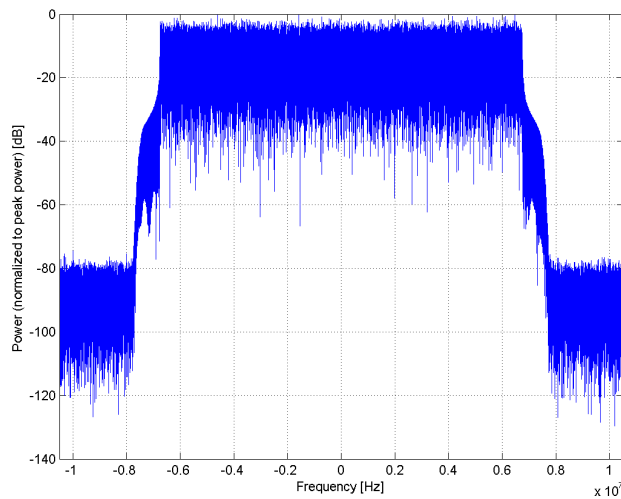
Name:	LTE-TDD (SC-FDMA, 100% RB, 15 MHz, QPSK)
Group:	LTE-TDD
UID:	10270-CAG
PAR: ¹	9.58 dB
MIF: ²	-1.65 dB
Standard Reference:	3GPP / ETSI TS 136.101 V8.4.0 3GPP / ETSI TS 136.213 V8.4.0 FCC OET KDB 941225 D05 SAR for LTE Devices v01
Category:	Random amplitude modulation
Modulation:	QPSK
Frequency Band:	Band 33 (1900.0 - 1920.0 MHz) Band 34 (2010.0 - 2025.0 MHz) Band 35 (1850.0 - 1910.0 MHz) Band 36 (1930.0 - 1990.0 MHz) Band 37 (1910.0 - 1930.0 MHz) Band 38 (2570.0 - 2620.0 MHz) Band 39 (1880.0 - 1920.0 MHz) Band 40 (2300.0 - 2400.0 MHz) Band 41 (2496.0 - 2690.0 MHz) Band 42 (3400.0 - 3600.0 MHz) Band 43 (3600.0 - 3800.0 MHz) Band 44 (703.0 - 803.0 MHz) Band 45 (1447.0 - 1467.0 MHz) Band 48 (3550.0 - 3700.0 MHz) Band 50 (1432.0 - 1517.0 MHz) Band 52 (3300.0 - 3400.0 MHz) Validation band (0.0 - 6000.0 MHz)
Detailed Specification:	Modulation Scheme: SC-FDMA Uplink-downlink configuration: 1 Special Subframe configuration: 4 Number of Frames: 1 Settings for UL Subframe 2,3,7,8: Number of PUSCHs: 1 Modulation Scheme: QPSK Allocated RB: 75 Start Number of RB: 0 Data Type: PN9fix
Bandwidth:	15.0 MHz
Integration Time:	10.0 ms

¹ PAR (0.1%) in accordance with FCC KDB 971168, Section 6.0 "Measurement of the Peak-to-Average Power Ratio (PAPR)"

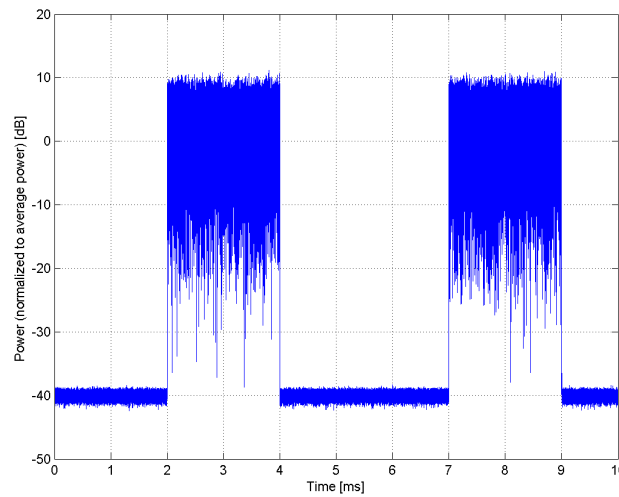
² Modulation Interference Factor (MIF) value valid only in conjunction with advanced probe response linearization calibration for the same communication system (same UID and version).



Complementary Cumulative Distribution Function (CCDF)



Frequency Domain



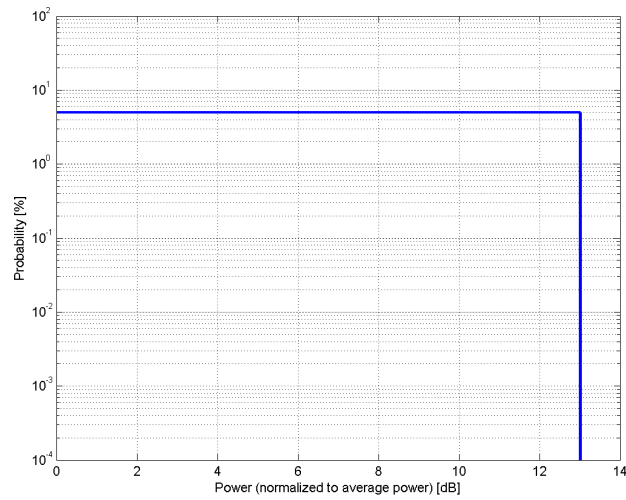
Time Domain

**Calibration Laboratory of
Schmid & Partner
Engineering AG**
Zeughausstrasse 43, 8004 Zurich, Switzerland

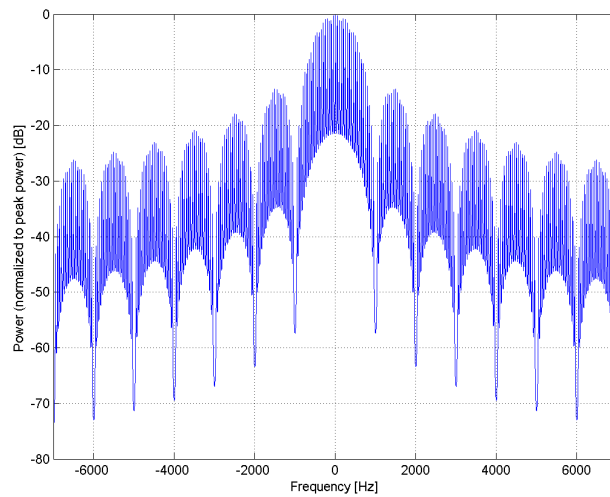
Name:	MRI (Square, 20ms, 1.0ms)
Group:	MRI
UID:	10272-CAC
PAR: ¹	13.01 dB
MIF: ²	-99.00 dB
Standard Reference:	SPEAG
Category:	Periodic pulsed modulation
Modulation:	AM
Frequency Band:	MRI 1.5T (59.0 - 69.0 MHz) MRI 3T (123.0 - 133.0 MHz) Validation band (0.0 - 6000.0 MHz)
Detailed Specification:	Calibration Sequence for Medical Implant Test System (MITS) Pulse Shape: rectangular Repetition Rate: 50 Hz Duty Cycle: 5%
Bandwidth:	0.0 MHz
Integration Time:	20.0 ms

¹ PAR (0.1%) in accordance with FCC KDB 971168, Section 6.0 "Measurement of the Peak-to-Average Power Ratio (PAPR)"

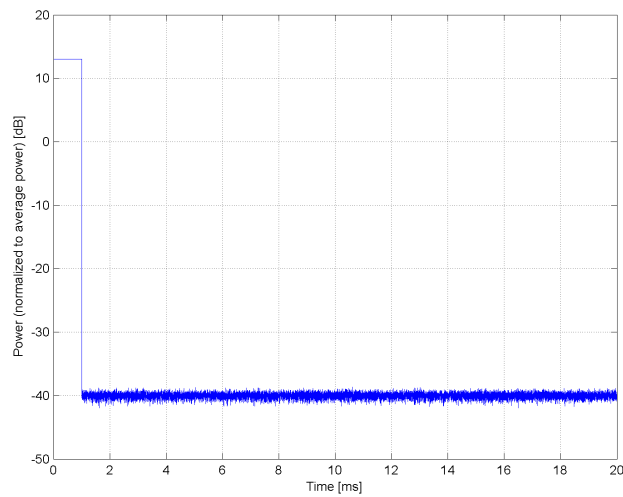
² Modulation Interference Factor (MIF) value valid only in conjunction with advanced probe response linearization calibration for the same communication system (same UID and version).



Complementary Cumulative Distribution Function (CCDF)



Frequency Domain



Time Domain

**Calibration Laboratory of
Schmid & Partner
Engineering AG**
Zeughausstrasse 43, 8004 Zurich, Switzerland

Name: **UMTS-FDD (HSUPA, Subtest 5, 3GPP Rel8.10)**

Group: WCDMA
UID: 10274-CAC

PAR: ¹ **4.87 dB**
MIF: ² **-24.48 dB**

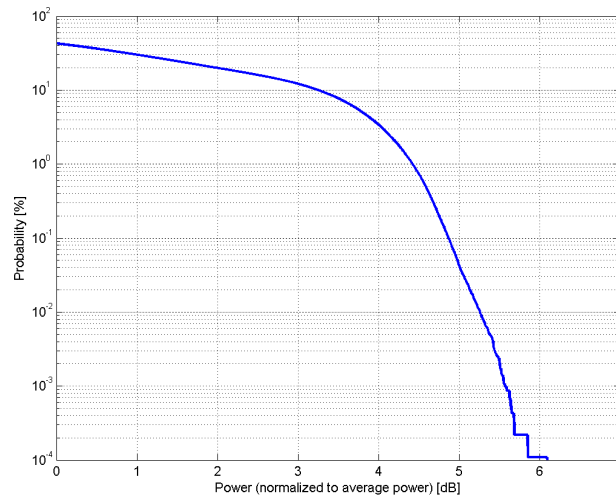
Standard Reference: ETSI-3GPP TS 134 121-1 V8.10.0 (2010-06), Section C11.1
Category: Random amplitude modulation
Modulation: QPSK
Frequency Band: Band 1 (1920.0 - 1980.0 MHz)
Band 2 (1850.0 - 1910.0 MHz)
Band 3 (1710.0 - 1785.0 MHz)
Band 4 (1710.0 - 1755.0 MHz)
Band 5 (824.0 - 849.0 MHz)
Band 6 (830.0 - 840.0 MHz)
Band 7 (2500.0 - 2570.0 MHz)
Band 8 (880.0 - 915.0 MHz)
Band 9 (1749.9 - 1784.9 MHz)
Band 10 (1710.0 - 1770.0 MHz)
Band 11 (1427.9 - 1452.9 MHz)
Band 12 (698.0 - 716.0 MHz)
Band 13 (777.0 - 787.0 MHz)
Band 14 (788.0 - 798.0 MHz)
Band 19 (830.0 - 845.0 MHz)
Band 20 (832.0 - 862.0 MHz)
Band 21 (1447.9 - 1462.9 MHz)
Band 22 (3410.0 - 3490.0 MHz)
Band 25 (1850.0 - 1915.0 MHz)
Band 26 (814.0 - 849.0 MHz)
Validation band (0.0 - 6000.0 MHz)

Detailed Specification: 12.2 kbps RMC, FRC H-Set 1
CQI value: 2
Sub-test 5 Conditions:
DPCCH gain factor (Beta.c) = 15/15
DPDCH gain factor (Beta.d): 0

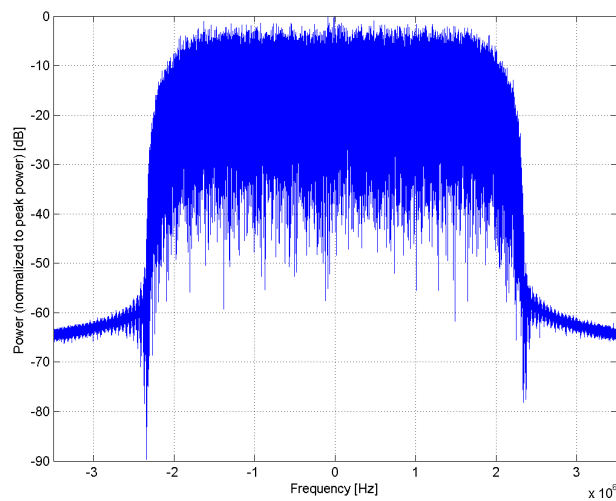
Bandwidth: 5.0 MHz
Integration Time: 80.0 ms

¹ PAR (0.1%) in accordance with FCC KDB 971168, Section 6.0 "Measurement of the Peak-to-Average Power Ratio (PAPR)"

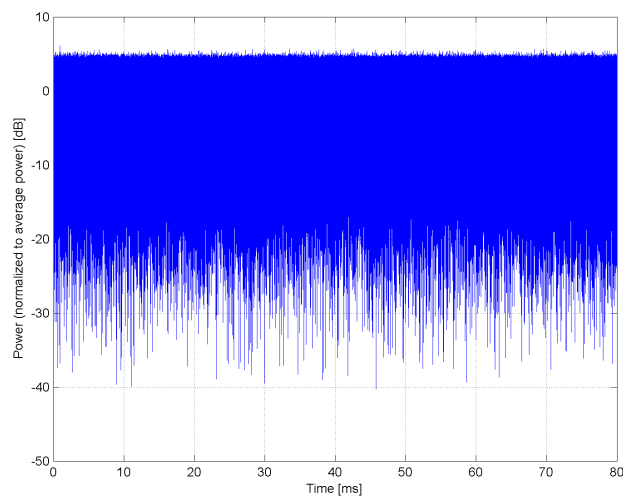
² Modulation Interference Factor (MIF) value valid only in conjunction with advanced probe response linearization calibration for the same communication system (same UID and version).



Complementary Cumulative Distribution Function (CCDF)



Frequency Domain



Time Domain

**Calibration Laboratory of
Schmid & Partner
Engineering AG**
Zeughausstrasse 43, 8004 Zurich, Switzerland

Name: **UMTS-FDD (HSUPA, Subtest 5, 3GPP Rel8.4)**

Group: WCDMA
UID: 10275-CAC

PAR: ¹ **3.96 dB**
MIF: ² **-26.26 dB**

Standard Reference: ETSI-3GPP TS 134 121-1 V8.04.0 (2008-10), Section C11.1
FCC OET KDB 941225 D01 SAR test for 3G devices v02
FCC OET KDB 941225 D02 Guidance for 3GPP R6 and R7 HSPA v02v01

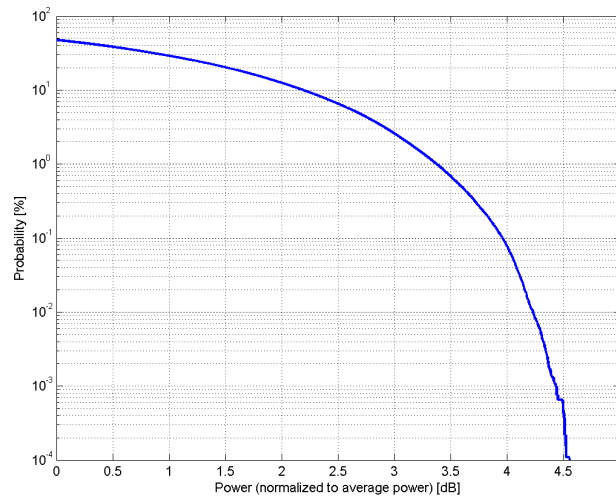
Category: Random amplitude modulation
Modulation: QPSK
Frequency Band: Band 1 (1920.0 - 1980.0 MHz)
Band 2 (1850.0 - 1910.0 MHz)
Band 3 (1710.0 - 1785.0 MHz)
Band 4 (1710.0 - 1755.0 MHz)
Band 5 (824.0 - 849.0 MHz)
Band 6 (830.0 - 840.0 MHz)
Band 7 (2500.0 - 2570.0 MHz)
Band 8 (880.0 - 915.0 MHz)
Band 9 (1749.9 - 1784.9 MHz)
Band 10 (1710.0 - 1770.0 MHz)
Band 11 (1427.9 - 1452.9 MHz)
Band 12 (698.0 - 716.0 MHz)
Band 13 (777.0 - 787.0 MHz)
Band 14 (788.0 - 798.0 MHz)
Band 19 (830.0 - 845.0 MHz)
Band 20 (832.0 - 862.0 MHz)
Band 21 (1447.9 - 1462.9 MHz)
Band 22 (3410.0 - 3490.0 MHz)
Band 25 (1850.0 - 1915.0 MHz)
Band 26 (814.0 - 849.0 MHz)
Validation band (0.0 - 6000.0 MHz)

Detailed Specification: 12.2 kbps RMC, FRC H-Set 1
CQI value: 2
Sub-test 5 Conditions:
DPCCH gain factor (Beta.c) = 15/15
DPDCH gain factor (Beta.d): 15/15

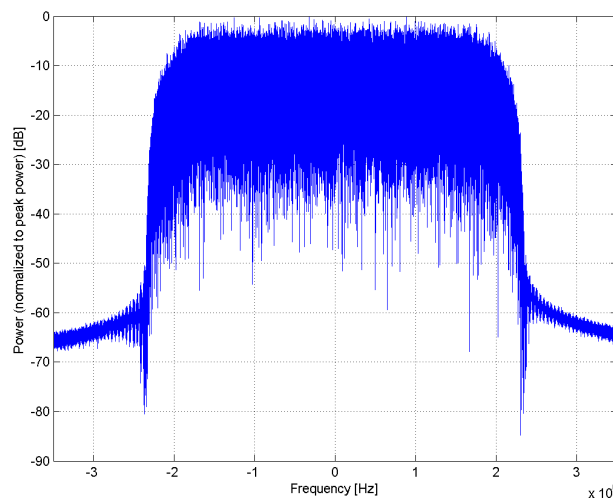
Bandwidth: 5.0 MHz
Integration Time: 80.0 ms

¹ PAR (0.1%) in accordance with FCC KDB 971168, Section 6.0 "Measurement of the Peak-to-Average Power Ratio (PAPR)"

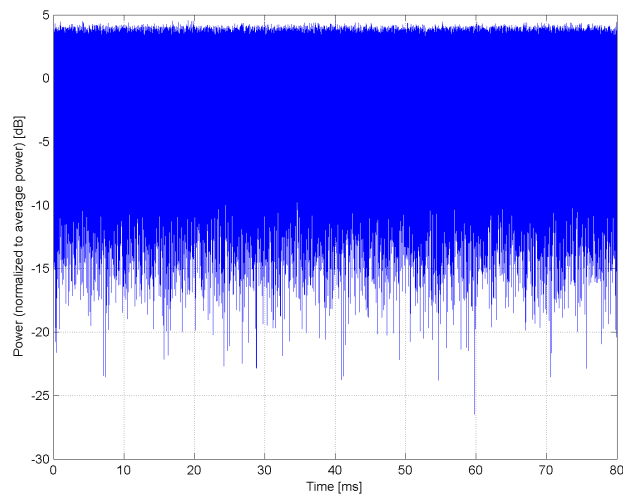
² Modulation Interference Factor (MIF) value valid only in conjunction with advanced probe response linearization calibration for the same communication system (same UID and version).



Complementary Cumulative Distribution Function (CCDF)



Frequency Domain



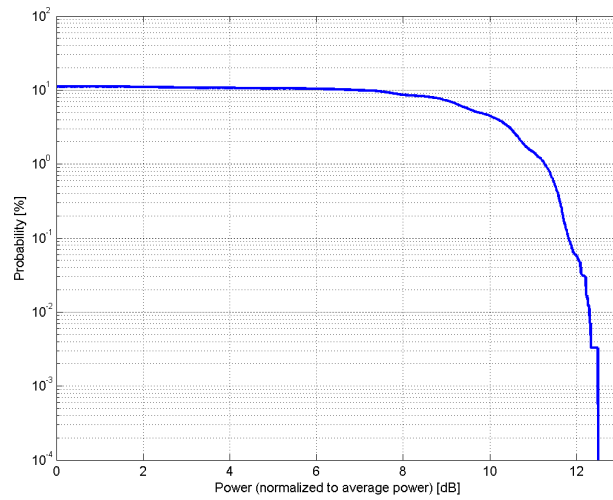
Time Domain

**Calibration Laboratory of
Schmid & Partner
Engineering AG**
Zeughausstrasse 43, 8004 Zurich, Switzerland

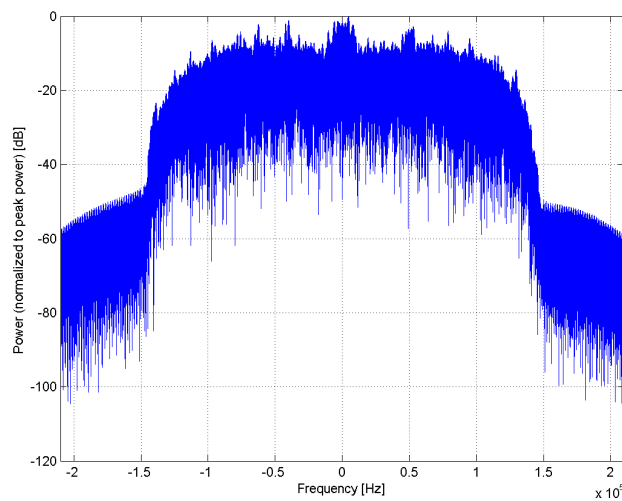
Name:	PHS (QPSK)
Group:	PHS
UID:	10277-CAA
PAR: ¹	11.81 dB
MIF: ²	3.54 dB
Standard Reference:	ARIB STANDARD RCR STD-28 VERSION 6.0
Category:	Periodic pulsed modulation
Modulation:	QPSK
Frequency Band:	PHS band (1884.5-1919.6 MHz, 20191)
Detailed Specification:	Channel type: Traffic Data type: PN9 Active slot: 5th Frame: composed out of 8 slots Occupied bandwidth: 288kHz or less
Bandwidth:	0.3 MHz
Integration Time:	100.0 ms

¹ PAR (0.1%) in accordance with FCC KDB 971168, Section 6.0 "Measurement of the Peak-to-Average Power Ratio (PAPR)"

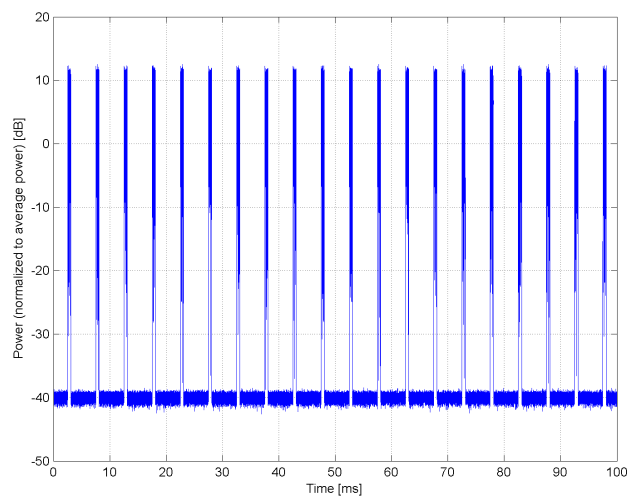
² Modulation Interference Factor (MIF) value valid only in conjunction with advanced probe response linearization calibration for the same communication system (same UID and version).



Complementary Cumulative Distribution Function (CCDF)



Frequency Domain



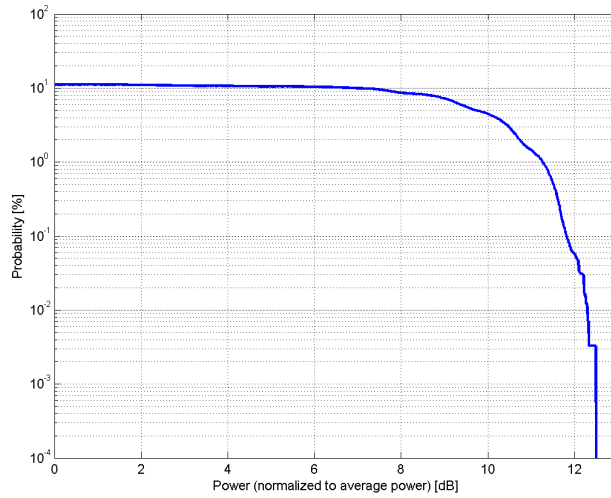
Time Domain

**Calibration Laboratory of
Schmid & Partner
Engineering AG**
Zeughausstrasse 43, 8004 Zurich, Switzerland

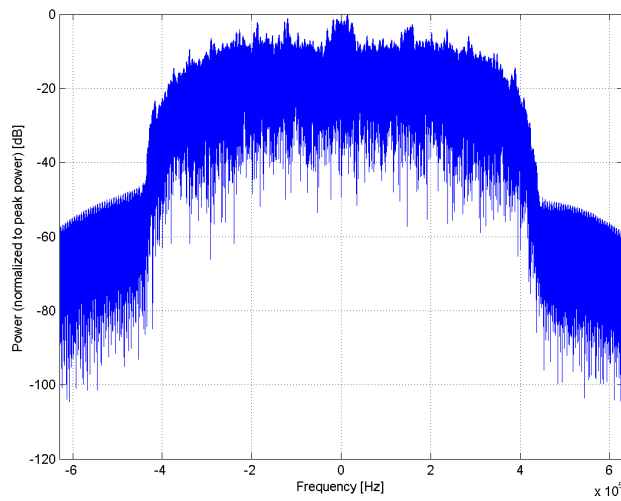
Name:	PHS (QPSK, BW 884MHz, Rolloff 0.5)
Group:	PHS
UID:	10278-CAA
PAR: ¹	11.81 dB
MIF: ²	3.36 dB
Standard Reference:	ARIB STANDARD RCR STD-28 VERSION 6.0
Category:	Periodic pulsed modulation
Modulation:	QPSK
Frequency Band:	PHS band large BW (1884.5-1893.5 MHz, 20192)
Detailed Specification:	Channel type: Traffic Data type: PN9 Active slot: 5th Frame: composed out of 8 slots Occupied bandwidth: 884kHz or less Rolloff factor: 0.5
Bandwidth:	0.9 MHz
Integration Time:	33.3 ms

¹ PAR (0.1%) in accordance with FCC KDB 971168, Section 6.0 "Measurement of the Peak-to-Average Power Ratio (PAPR)"

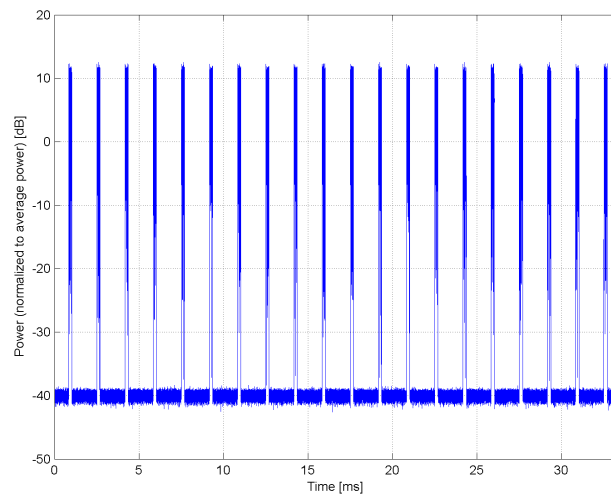
² Modulation Interference Factor (MIF) value valid only in conjunction with advanced probe response linearization calibration for the same communication system (same UID and version).



Complementary Cumulative Distribution Function (CCDF)



Frequency Domain



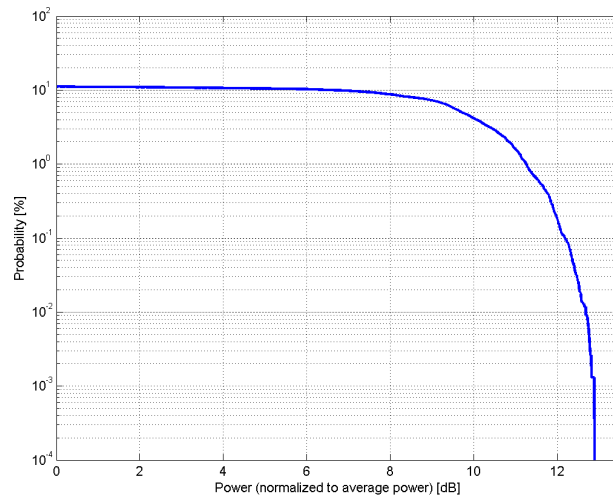
Time Domain

**Calibration Laboratory of
Schmid & Partner
Engineering AG**
Zeughausstrasse 43, 8004 Zurich, Switzerland

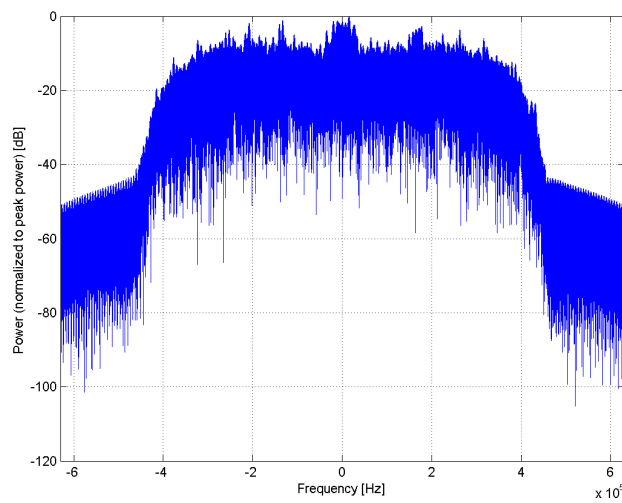
Name:	PHS (QPSK, BW 884MHz, Rolloff 0.38)
Group:	PHS
UID:	10279-CAA
PAR: ¹	12.18 dB
MIF: ²	3.25 dB
Standard Reference:	ARIB STANDARD RCR STD-28 VERSION 6.0
Category:	Periodic pulsed modulation
Modulation:	QPSK
Frequency Band:	PHS band large BW (1884.5-1893.5 MHz, 20192)
Detailed Specification:	Channel type: Traffic Data type: PN9 Active slot: 5th Frame: composed out of 8 slots Occupied bandwidth: 884kHz or less Rolloff factor: 0.38
Bandwidth:	0.9 MHz
Integration Time:	30.0 ms

¹ PAR (0.1%) in accordance with FCC KDB 971168, Section 6.0 "Measurement of the Peak-to-Average Power Ratio (PAPR)"

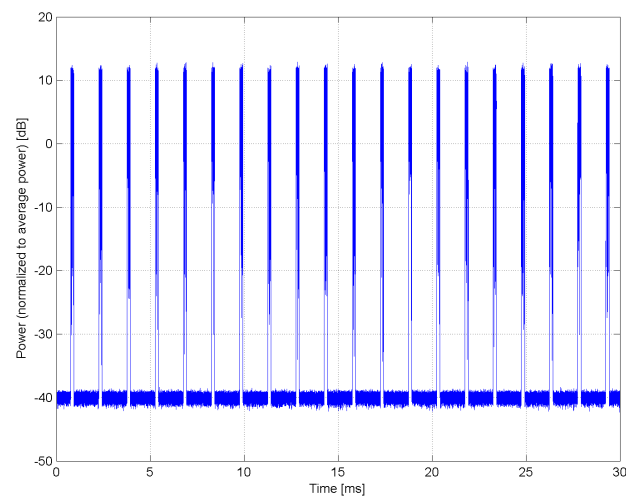
² Modulation Interference Factor (MIF) value valid only in conjunction with advanced probe response linearization calibration for the same communication system (same UID and version).



Complementary Cumulative Distribution Function (CCDF)



Frequency Domain



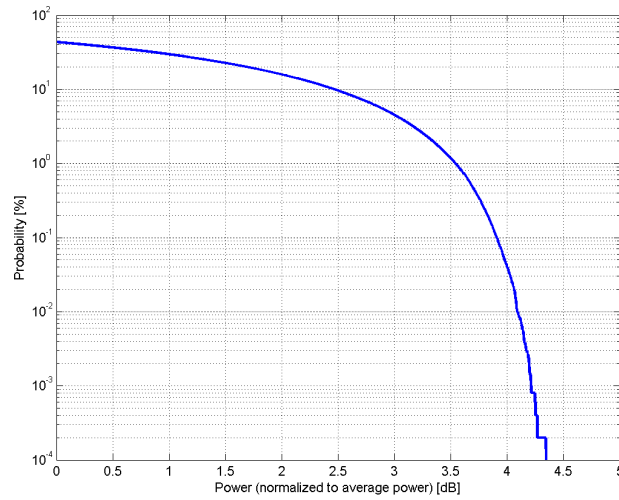
Time Domain

**Calibration Laboratory of
Schmid & Partner
Engineering AG**
Zeughausstrasse 43, 8004 Zurich, Switzerland

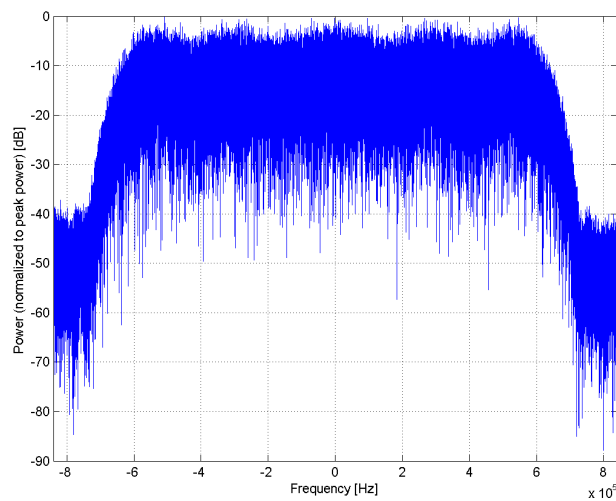
Name:	CDMA2000, RC1, SO55, Full Rate
Group:	CDMA2000
UID:	10290-AAB
PAR: ¹	3.91 dB
MIF: ²	-19.47 dB
Standard Reference:	3GPP2 C.S0002-C-1, Chapter 2.1.3.9.2.3 FCC OET KDB 941225 D01 SAR test for 3G devices (v02)
Category:	Random amplitude modulation
Modulation:	64-ary orthogonal
Frequency Band:	Band Class 0 (815.0-849.0 MHz, 20220) Band Class 1 (1850.0-1910.0 MHz, 20040) Band Class 2 (872.0-915.0 MHz, 20041) Band Class 3 (887.0-925.0 MHz, 20042) Band Class 4 (1750.0-1780.0 MHz, 20043) Band Class 5 (411.7-483.5 MHz, 20044) Band Class 6 (1920.0-1980.0 MHz, 20045) Band Class 7 (776.0-794.0 MHz, 20046) Band Class 8 (1710.0-1785.0 MHz, 20047) Band Class 9 (880.0-915.0 MHz, 20048) Band Class 10 (806.0-901.0 MHz, 20049) Band Class 11 (410.0-462.5 MHz, 20050) Band Class 12 (870.0-876.0 MHz, 20051) Band Class 13 (2500.0-2570.0 MHz, 20179) Band Class 14 (1850.0-1915.0 MHz, 20180) Band Class 15 (1710.0-1755.0 MHz, 20181) Band Class 16 (2502.0-2568.0 MHz, 20182) Band Class 18 (787.0-799.0 MHz, 20184) Band Class 19 (698.0-716.0 MHz, 20185) Band Class 20 (1626.5-1660.5 MHz, 20186) Band Class 21 (2000.0-2020.0 MHz, 20187)
Detailed Specification:	Radio Configuration 1 (RC1) Service Option 55 (SO55)
Bandwidth:	Full rate 1.2 MHz
Integration Time:	100.0 ms

¹ PAR (0.1%) in accordance with FCC KDB 971168, Section 6.0 "Measurement of the Peak-to-Average Power Ratio (PAPR)"

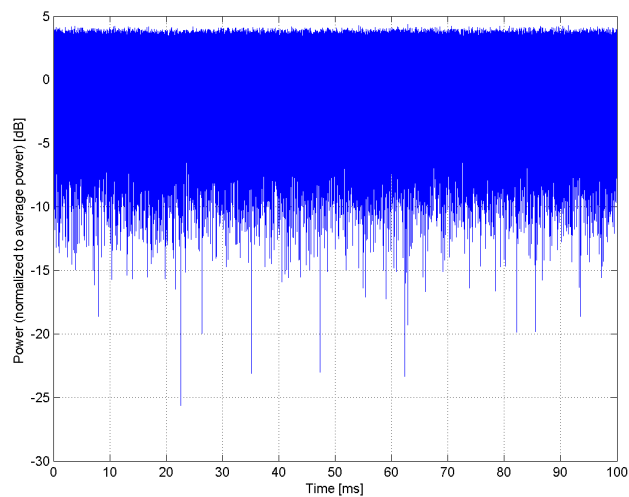
² Modulation Interference Factor (MIF) value valid only in conjunction with advanced probe response linearization calibration for the same communication system (same UID and version).



Complementary Cumulative Distribution Function (CCDF)



Frequency Domain



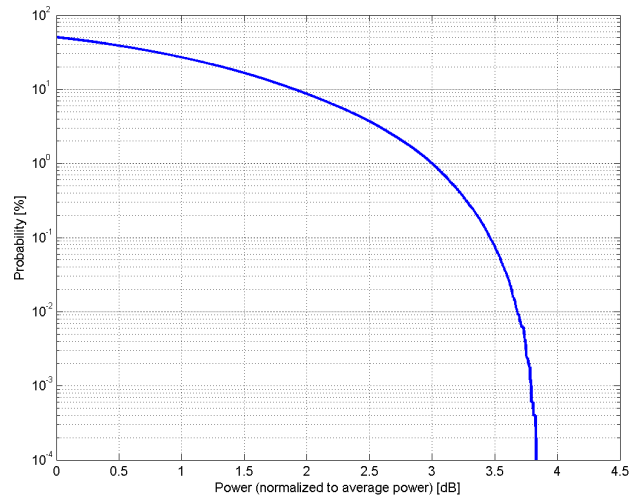
Time Domain

**Calibration Laboratory of
Schmid & Partner
Engineering AG**
Zeughausstrasse 43, 8004 Zurich, Switzerland

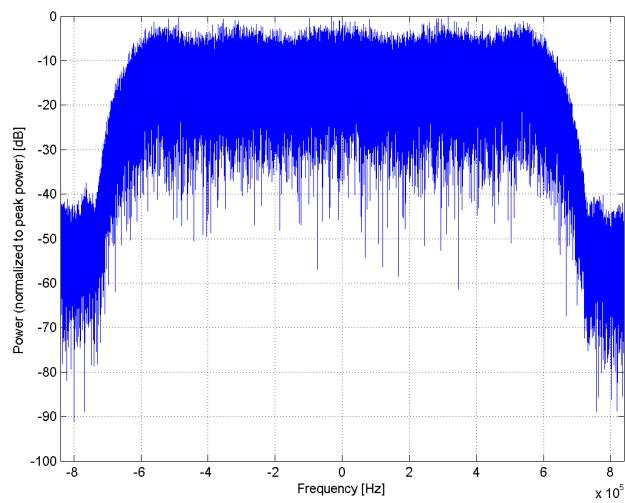
Name:	CDMA2000, RC3, SO55, Full Rate
Group:	CDMA2000
UID:	10291-AAB
PAR: ¹	3.46 dB
MIF: ²	-19.70 dB
Standard Reference:	3GPP2 C.S0002-C-1, Chapter 2.1.3.9.2.3 FCC OET KDB 941225 D01 SAR test for 3G devices (v02)
Category:	Random amplitude modulation
Modulation:	BPSK
Frequency Band:	Band Class 0 (815.0-849.0 MHz, 20220) Band Class 1 (1850.0-1910.0 MHz, 20040) Band Class 2 (872.0-915.0 MHz, 20041) Band Class 3 (887.0-925.0 MHz, 20042) Band Class 4 (1750.0-1780.0 MHz, 20043) Band Class 5 (411.7-483.5 MHz, 20044) Band Class 6 (1920.0-1980.0 MHz, 20045) Band Class 7 (776.0-794.0 MHz, 20046) Band Class 8 (1710.0-1785.0 MHz, 20047) Band Class 9 (880.0-915.0 MHz, 20048) Band Class 10 (806.0-901.0 MHz, 20049) Band Class 11 (410.0-462.5 MHz, 20050) Band Class 12 (870.0-876.0 MHz, 20051) Band Class 13 (2500.0-2570.0 MHz, 20179) Band Class 14 (1850.0-1915.0 MHz, 20180) Band Class 15 (1710.0-1755.0 MHz, 20181) Band Class 16 (2502.0-2568.0 MHz, 20182) Band Class 18 (787.0-799.0 MHz, 20184) Band Class 19 (698.0-716.0 MHz, 20185) Band Class 20 (1626.5-1660.5 MHz, 20186) Band Class 21 (2000.0-2020.0 MHz, 20187)
Detailed Specification:	Radio Configuration 3 (RC3) Service Option 55 (SO55)
Bandwidth:	Full frame rate 1.2 MHz
Integration Time:	100.0 ms

¹ PAR (0.1%) in accordance with FCC KDB 971168, Section 6.0 "Measurement of the Peak-to-Average Power Ratio (PAPR)"

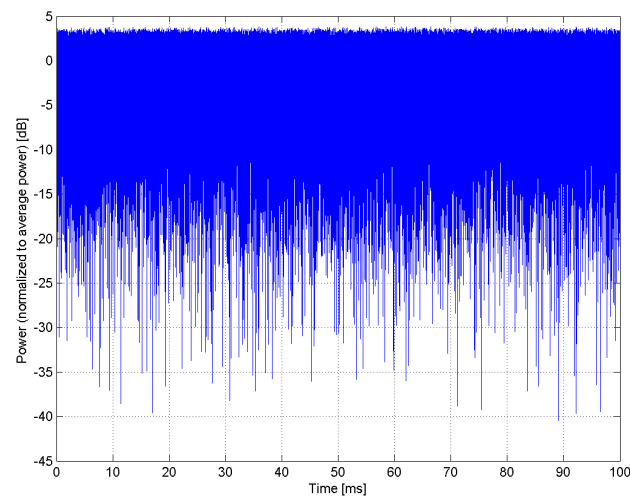
² Modulation Interference Factor (MIF) value valid only in conjunction with advanced probe response linearization calibration for the same communication system (same UID and version).



Complementary Cumulative Distribution Function (CCDF)



Frequency Domain



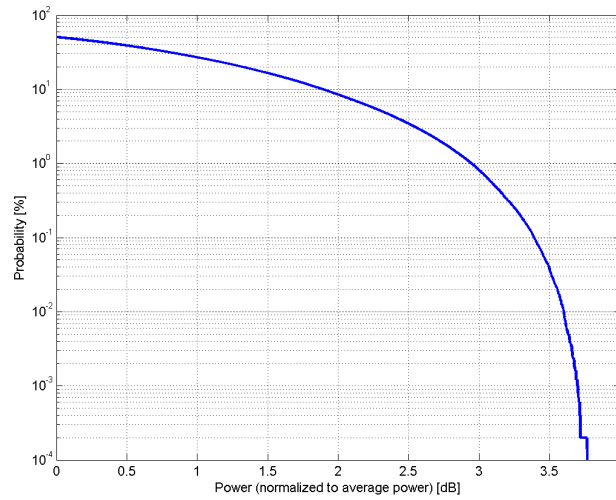
Time Domain

**Calibration Laboratory of
Schmid & Partner
Engineering AG**
Zeughausstrasse 43, 8004 Zurich, Switzerland

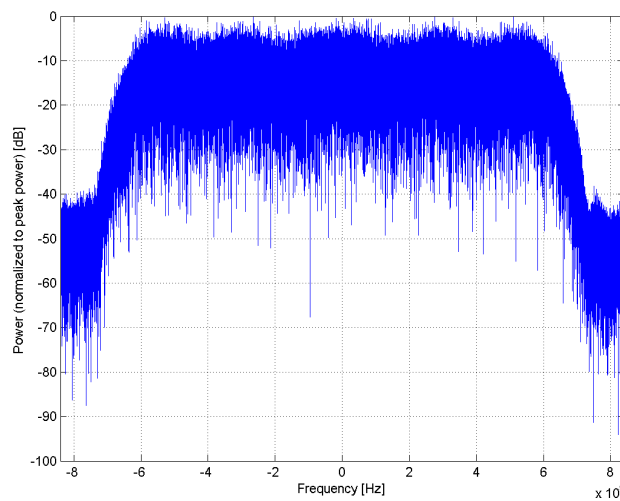
Name:	CDMA2000, RC3, SO32, Full Rate
Group:	CDMA2000
UID:	10292-AAB
PAR: ¹	3.39 dB
MIF: ²	-19.75 dB
Standard Reference:	3GPP2 C.S0002-C-1, Chapter 2.1.3.9.2.3 FCC OET KDB 941225 D01 SAR test for 3G devices (v02)
Category:	Random amplitude modulation
Modulation:	BPSK
Frequency Band:	Band Class 0 (815.0-849.0 MHz, 20220) Band Class 1 (1850.0-1910.0 MHz, 20040) Band Class 2 (872.0-915.0 MHz, 20041) Band Class 3 (887.0-925.0 MHz, 20042) Band Class 4 (1750.0-1780.0 MHz, 20043) Band Class 5 (411.7-483.5 MHz, 20044) Band Class 6 (1920.0-1980.0 MHz, 20045) Band Class 7 (776.0-794.0 MHz, 20046) Band Class 8 (1710.0-1785.0 MHz, 20047) Band Class 9 (880.0-915.0 MHz, 20048) Band Class 10 (806.0-901.0 MHz, 20049) Band Class 11 (410.0-462.5 MHz, 20050) Band Class 12 (870.0-876.0 MHz, 20051) Band Class 13 (2500.0-2570.0 MHz, 20179) Band Class 14 (1850.0-1915.0 MHz, 20180) Band Class 15 (1710.0-1755.0 MHz, 20181) Band Class 16 (2502.0-2568.0 MHz, 20182) Band Class 18 (787.0-799.0 MHz, 20184) Band Class 19 (698.0-716.0 MHz, 20185) Band Class 20 (1626.5-1660.5 MHz, 20186) Band Class 21 (2000.0-2020.0 MHz, 20187)
Detailed Specification:	Radio Configuration 3 (RC3) Service Option 32 (SO32) SCH0 disabled
Bandwidth:	Full frame rate 1.2 MHz
Integration Time:	100.0 ms

¹ PAR (0.1%) in accordance with FCC KDB 971168, Section 6.0 "Measurement of the Peak-to-Average Power Ratio (PAPR)"

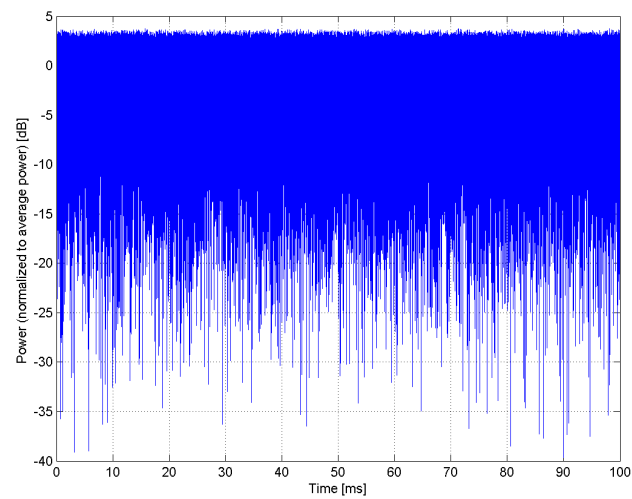
² Modulation Interference Factor (MIF) value valid only in conjunction with advanced probe response linearization calibration for the same communication system (same UID and version).



Complementary Cumulative Distribution Function (CCDF)



Frequency Domain



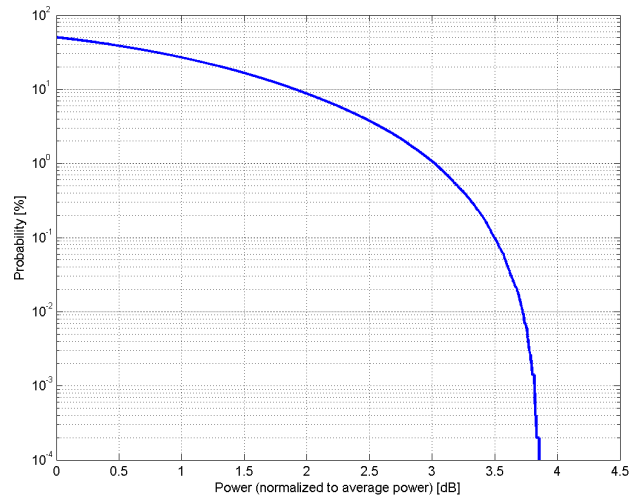
Time Domain

**Calibration Laboratory of
Schmid & Partner
Engineering AG**
Zeughausstrasse 43, 8004 Zurich, Switzerland

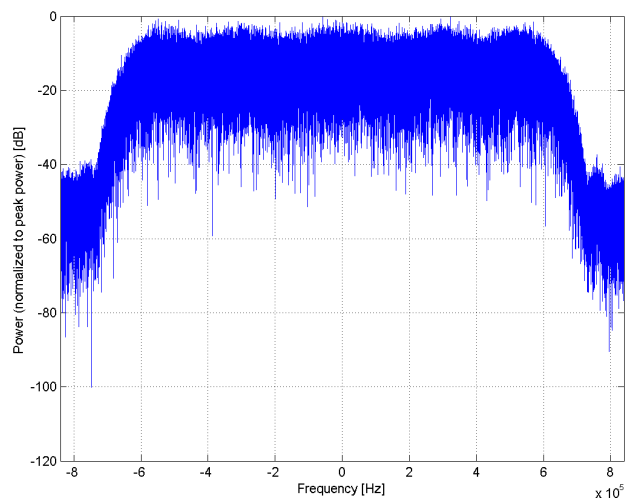
Name:	CDMA2000, RC3, SO3, Full Rate
Group:	CDMA2000
UID:	10293-AAB
PAR: ¹	3.50 dB
MIF: ²	-19.43 dB
Standard Reference:	3GPP2 C.S0002-C-1, Chapter 2.1.3.9.2.3 FCC OET KDB 941225 D01 SAR test for 3G devices (v02)
Category:	Random amplitude modulation
Modulation:	BPSK
Frequency Band:	Band Class 0 (815.0-849.0 MHz, 20220) Band Class 1 (1850.0-1910.0 MHz, 20040) Band Class 2 (872.0-915.0 MHz, 20041) Band Class 3 (887.0-925.0 MHz, 20042) Band Class 4 (1750.0-1780.0 MHz, 20043) Band Class 5 (411.7-483.5 MHz, 20044) Band Class 6 (1920.0-1980.0 MHz, 20045) Band Class 7 (776.0-794.0 MHz, 20046) Band Class 8 (1710.0-1785.0 MHz, 20047) Band Class 9 (880.0-915.0 MHz, 20048) Band Class 10 (806.0-901.0 MHz, 20049) Band Class 11 (410.0-462.5 MHz, 20050) Band Class 12 (870.0-876.0 MHz, 20051) Band Class 13 (2500.0-2570.0 MHz, 20179) Band Class 14 (1850.0-1915.0 MHz, 20180) Band Class 15 (1710.0-1755.0 MHz, 20181) Band Class 16 (2502.0-2568.0 MHz, 20182) Band Class 18 (787.0-799.0 MHz, 20184) Band Class 19 (698.0-716.0 MHz, 20185) Band Class 20 (1626.5-1660.5 MHz, 20186) Band Class 21 (2000.0-2020.0 MHz, 20187)
Detailed Specification:	Radio Configuration 3 (RC3) Service Option 3 (SO3) Speech codec: 8k EVRC (Enhanced Voice Rate Codec) Full frame rate
Bandwidth:	1.2 MHz
Integration Time:	100.0 ms

¹ PAR (0.1%) in accordance with FCC KDB 971168, Section 6.0 "Measurement of the Peak-to-Average Power Ratio (PAPR)"

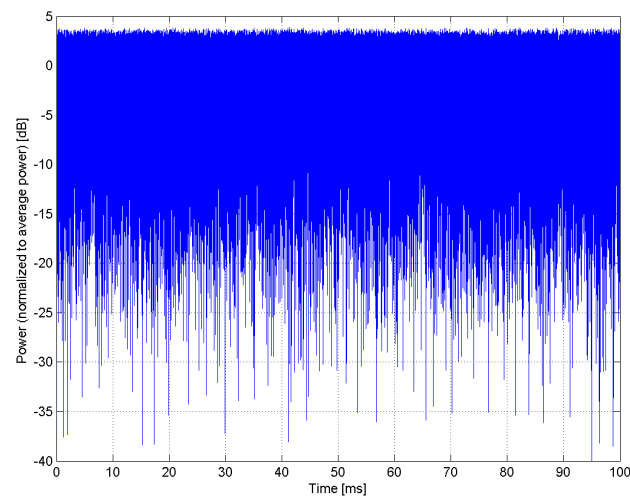
² Modulation Interference Factor (MIF) value valid only in conjunction with advanced probe response linearization calibration for the same communication system (same UID and version).



Complementary Cumulative Distribution Function (CCDF)



Frequency Domain



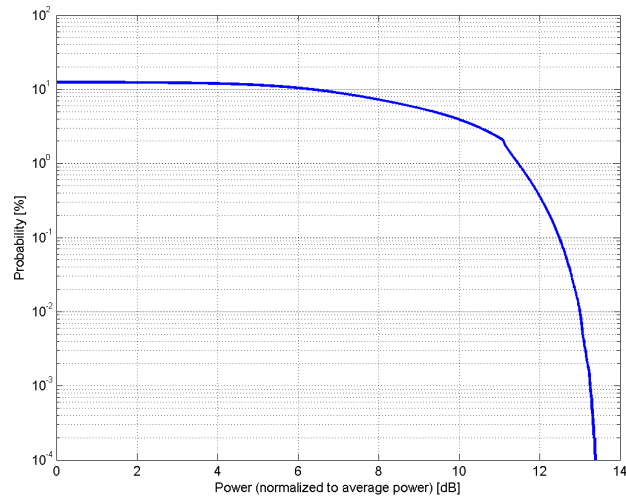
Time Domain

**Calibration Laboratory of
Schmid & Partner
Engineering AG**
Zeughausstrasse 43, 8004 Zurich, Switzerland

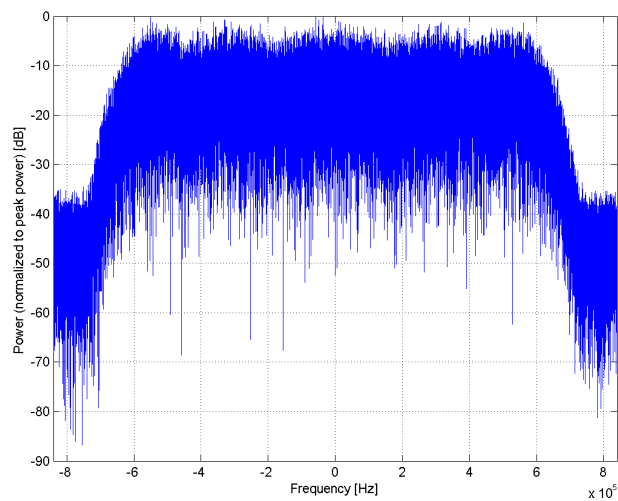
Name:	CDMA2000, RC1, SO3, 1/8th Rate 25 fr.
Group:	CDMA2000
UID:	10295-AAB
PAR: ¹	12.49 dB
MIF: ²	3.26 dB
Standard Reference:	3GPP2 C.S0002-C-1, Chapter 2.1.3.9.2.3 FCC OET KDB 941225 D01 SAR test for 3G devices (v02)
Category:	Random amplitude modulation
Modulation:	64-ary orthogonal
Frequency Band:	Band Class 0 (815.0-849.0 MHz, 20220) Band Class 1 (1850.0-1910.0 MHz, 20040) Band Class 2 (872.0-915.0 MHz, 20041) Band Class 3 (887.0-925.0 MHz, 20042) Band Class 4 (1750.0-1780.0 MHz, 20043) Band Class 5 (411.7-483.5 MHz, 20044) Band Class 6 (1920.0-1980.0 MHz, 20045) Band Class 7 (776.0-794.0 MHz, 20046) Band Class 8 (1710.0-1785.0 MHz, 20047) Band Class 9 (880.0-915.0 MHz, 20048) Band Class 10 (806.0-901.0 MHz, 20049) Band Class 11 (410.0-462.5 MHz, 20050) Band Class 12 (870.0-876.0 MHz, 20051) Band Class 13 (2500.0-2570.0 MHz, 20179) Band Class 14 (1850.0-1915.0 MHz, 20180) Band Class 15 (1710.0-1755.0 MHz, 20181) Band Class 16 (2502.0-2568.0 MHz, 20182) Band Class 18 (787.0-799.0 MHz, 20184) Band Class 19 (698.0-716.0 MHz, 20185) Band Class 20 (1626.5-1660.5 MHz, 20186) Band Class 21 (2000.0-2020.0 MHz, 20187)
Detailed Specification:	Radio Configuration 1 (RC1) Service Option 3 (SO3) Speech codec: 8k EVRC (Enhanced Voice Rate Codec) 1/8th frame rate
Bandwidth:	1.2 MHz
Integration Time:	500.0 ms

¹ PAR (0.1%) in accordance with FCC KDB 971168, Section 6.0 "Measurement of the Peak-to-Average Power Ratio (PAPR)"

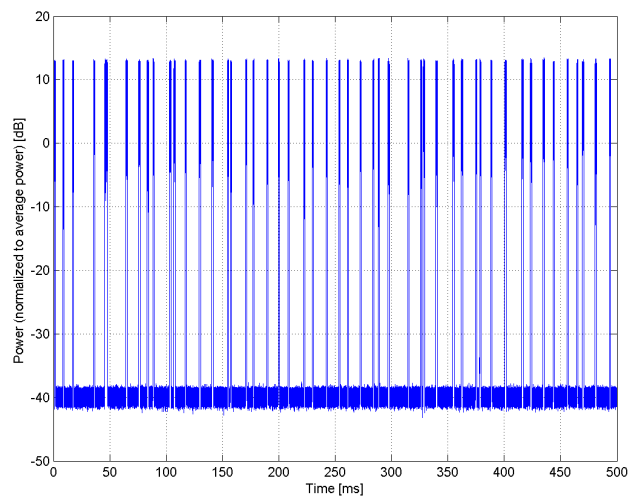
² Modulation Interference Factor (MIF) value valid only in conjunction with advanced probe response linearization calibration for the same communication system (same UID and version).



Complementary Cumulative Distribution Function (CCDF)



Frequency Domain



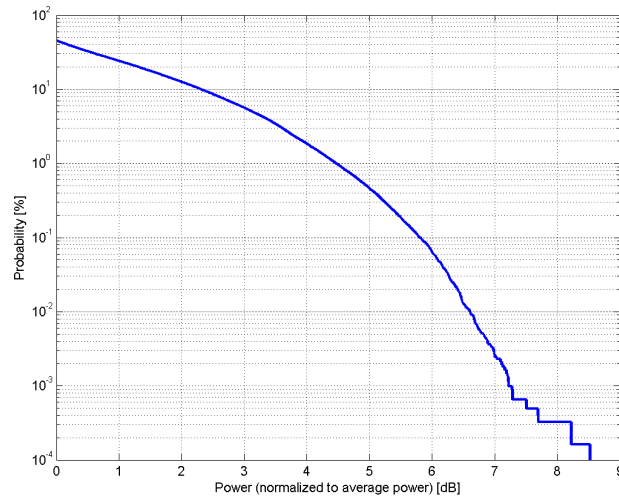
Time Domain

**Calibration Laboratory of
Schmid & Partner
Engineering AG**
Zeughausstrasse 43, 8004 Zurich, Switzerland

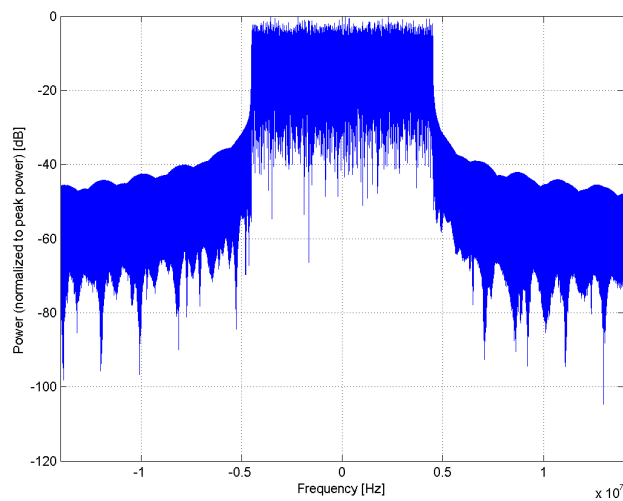
Name:	LTE-FDD (SC-FDMA, 50% RB, 20 MHz, QPSK)
Group:	LTE-FDD
UID:	10297-AAE
PAR: ¹	5.81 dB
MIF: ²	-21.56 dB
Standard Reference:	3GPP / ETSI TS 136.101 V8.4.0 3GPP / ETSI TS 136.213 V8.4.0 FCC OET KDB 941225 D05 SAR for LTE Devices v01
Category:	Random amplitude modulation
Modulation:	QPSK
Frequency Band:	Band 1 (1920.0 - 1980.0 MHz) Band 2 (1850.0 - 1910.0 MHz) Band 3 (1710.0 - 1785.0 MHz) Band 4 (1710.0 - 1755.0 MHz) Band 7 (2500.0 - 2570.0 MHz) Band 9 (1749.9 - 1784.9 MHz) Band 10 (1710.0 - 1770.0 MHz) Band 20 (832.0 - 862.0 MHz) Band 22 (3410.0 - 3490.0 MHz) Band 23 (2000.0 - 2020.0 MHz) Band 25 (1850.0 - 1915.0 MHz) Band 28 (703.0 - 748.0 MHz) Band 65 (1920.0 - 2010.0 MHz) Band 66 (1710.0 - 1780.0 MHz) Band 70 (1695.0 - 1710.0 MHz) Band 71 (663.0 - 698.0 MHz) Band 74 (1427.0 - 1470.0 MHz) Validation band (0.0 - 6000.0 MHz)
Detailed Specification:	Modulation Scheme: SC-FDMA Number of PUSCHs: 1 Settings for Subframe #0 to #9: Modulation Scheme: QPSK Data Type: UL-SCH Number RB: 50 Transport Block Size: 4392 TBS Index: 5 MCS Index: 5 Data Type: PN9
Bandwidth:	20.0 MHz
Integration Time:	10.0 ms

¹ PAR (0.1%) in accordance with FCC KDB 971168, Section 6.0 "Measurement of the Peak-to-Average Power Ratio (PAPR)"

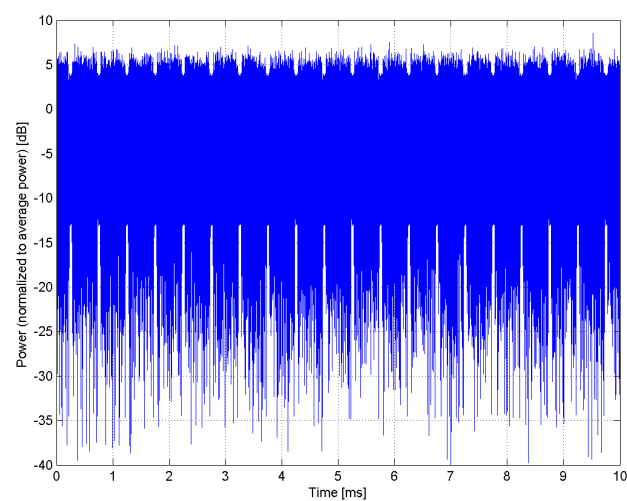
² Modulation Interference Factor (MIF) value valid only in conjunction with advanced probe response linearization calibration for the same communication system (same UID and version).



Complementary Cumulative Distribution Function (CCDF)



Frequency Domain



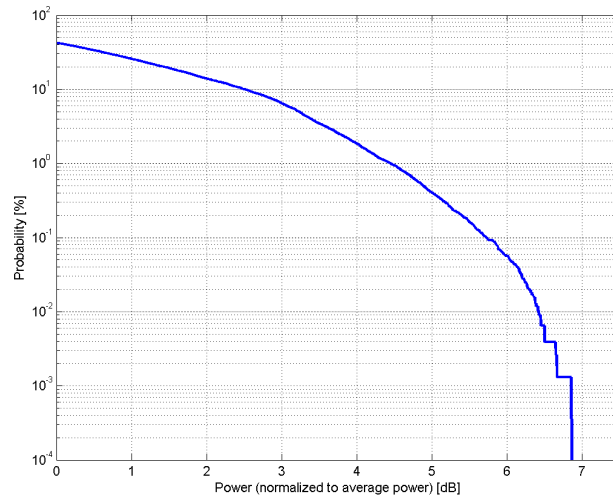
Time Domain

**Calibration Laboratory of
Schmid & Partner
Engineering AG**
Zeughausstrasse 43, 8004 Zurich, Switzerland

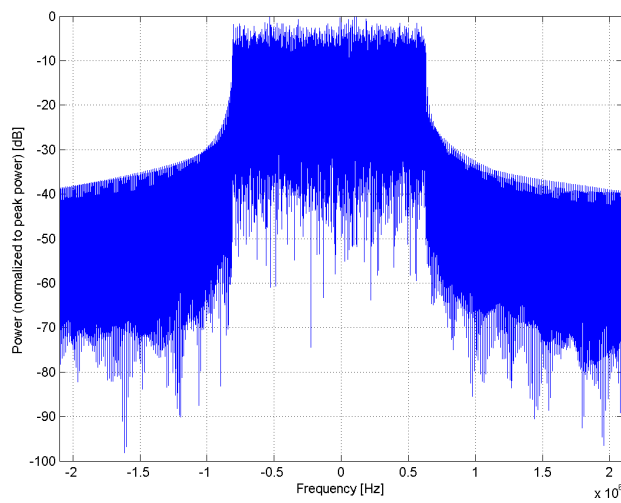
Name:	LTE-FDD (SC-FDMA, 50% RB, 3 MHz, QPSK)
Group:	LTE-FDD
UID:	10298-AAE
PAR: ¹	5.72 dB
MIF: ²	-20.24 dB
Standard Reference:	3GPP / ETSI TS 136.101 V8.4.0 3GPP / ETSI TS 136.213 V8.4.0 FCC OET KDB 941225 D05 SAR for LTE Devices v01
Category:	Random amplitude modulation
Modulation:	QPSK
Frequency Band:	Band 2 (1850.0 - 1910.0 MHz) Band 3 (1710.0 - 1785.0 MHz) Band 4 (1710.0 - 1755.0 MHz) Band 5 (824.0 - 849.0 MHz) Band 8 (880.0 - 915.0 MHz) Band 12 (699.0 - 716.0 MHz) Band 23 (2000.0 - 2020.0 MHz) Band 25 (1850.0 - 1915.0 MHz) Band 26 (814.0 - 849.0 MHz) Band 27 (807.0 - 824.0 MHz) Band 28 (703.0 - 748.0 MHz) Band 31 (452.5 - 457.5 MHz) Band 66 (1710.0 - 1780.0 MHz) Band 72 (451.0 - 456.0 MHz) Band 73 (450.0 - 455.0 MHz) Band 74 (1427.0 - 1470.0 MHz) Validation band (0.0 - 6000.0 MHz)
Detailed Specification:	Modulation Scheme: SC-FDMA Number of PUSCHs: 1 Settings for Subframe #0 to #9: Modulation Scheme: QPSK Data Type: UL-SCH Number RB: 8 Transport Block Size: 680 TBS Index: 5 MCS Index: 5 Data Type: PN9
Bandwidth:	3.0 MHz
Integration Time:	10.0 ms

¹ PAR (0.1%) in accordance with FCC KDB 971168, Section 6.0 "Measurement of the Peak-to-Average Power Ratio (PAPR)"

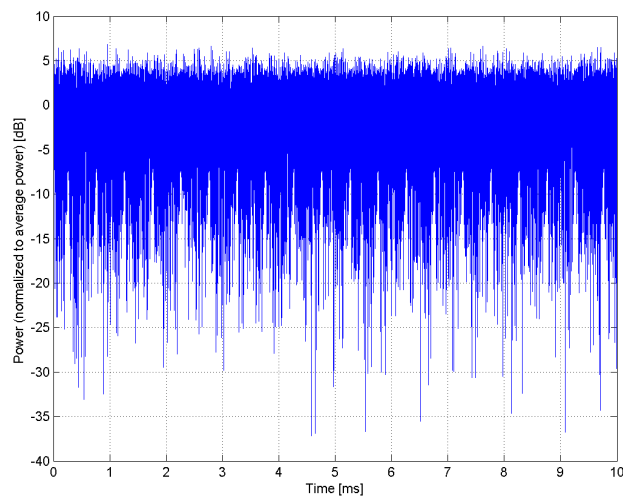
² Modulation Interference Factor (MIF) value valid only in conjunction with advanced probe response linearization calibration for the same communication system (same UID and version).



Complementary Cumulative Distribution Function (CCDF)



Frequency Domain



Time Domain

**Calibration Laboratory of
Schmid & Partner
Engineering AG**
Zeughausstrasse 43, 8004 Zurich, Switzerland

Name: **LTE-FDD (SC-FDMA, 50% RB, 3 MHz, 16-QAM)**

Group: LTE-FDD
UID: 10299-AAE

PAR: ¹ **6.39 dB**
MIF: ² **-14.38 dB**

Standard Reference: 3GPP / ETSI TS 136.101 V8.4.0
3GPP / ETSI TS 136.213 V8.4.0
FCC OET KDB 941225 D05 SAR for LTE Devices v01

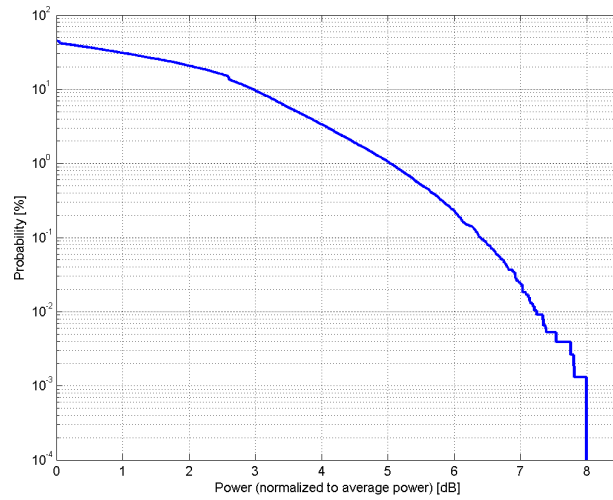
Category: Random amplitude modulation
Modulation: 16-QAM
Frequency Band: Band 2 (1850.0 - 1910.0 MHz)
Band 3 (1710.0 - 1785.0 MHz)
Band 4 (1710.0 - 1755.0 MHz)
Band 5 (824.0 - 849.0 MHz)
Band 8 (880.0 - 915.0 MHz)
Band 12 (699.0 - 716.0 MHz)
Band 23 (2000.0 - 2020.0 MHz)
Band 25 (1850.0 - 1915.0 MHz)
Band 26 (814.0 - 849.0 MHz)
Band 27 (807.0 - 824.0 MHz)
Band 28 (703.0 - 748.0 MHz)
Band 31 (452.5 - 457.5 MHz)
Band 66 (1710.0 - 1780.0 MHz)
Band 72 (451.0 - 456.0 MHz)
Band 73 (450.0 - 455.0 MHz)
Band 74 (1427.0 - 1470.0 MHz)
Validation band (0.0 - 6000.0 MHz)

Detailed Specification: Modulation Scheme: SC-FDMA
Number of PUSCHs: 1
Settings for Subframe #0 to #9:
Modulation Scheme: 16QAM
Data Type: UL-SCH
Number RB: 8
Transport Block Size: 2280
TBS Index: 14
MCS Index: 15
Data Type: PN9

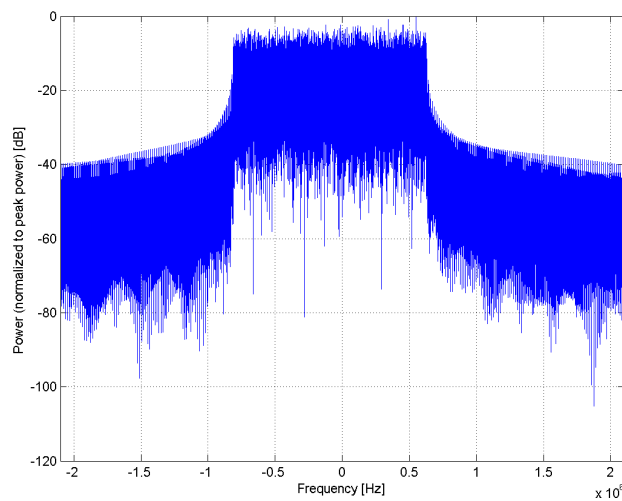
Bandwidth: 3.0 MHz
Integration Time: 10.0 ms

¹ PAR (0.1%) in accordance with FCC KDB 971168, Section 6.0 "Measurement of the Peak-to-Average Power Ratio (PAPR)"

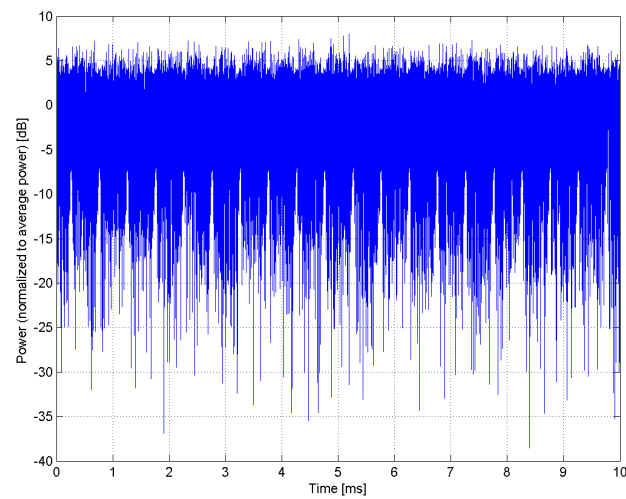
² Modulation Interference Factor (MIF) value valid only in conjunction with advanced probe response linearization calibration for the same communication system (same UID and version).



Complementary Cumulative Distribution Function (CCDF)



Frequency Domain



Time Domain

**Calibration Laboratory of
Schmid & Partner
Engineering AG**
Zeughausstrasse 43, 8004 Zurich, Switzerland

Name: **LTE-FDD (SC-FDMA, 50% RB, 3 MHz, 64-QAM)**

Group: LTE-FDD
UID: 10300-AAE

PAR: ¹ **6.60 dB**
MIF: ² **-13.14 dB**

Standard Reference: 3GPP / ETSI TS 136.101 V8.4.0
3GPP / ETSI TS 136.213 V8.4.0
FCC OET KDB 941225 D05 SAR for LTE Devices v01

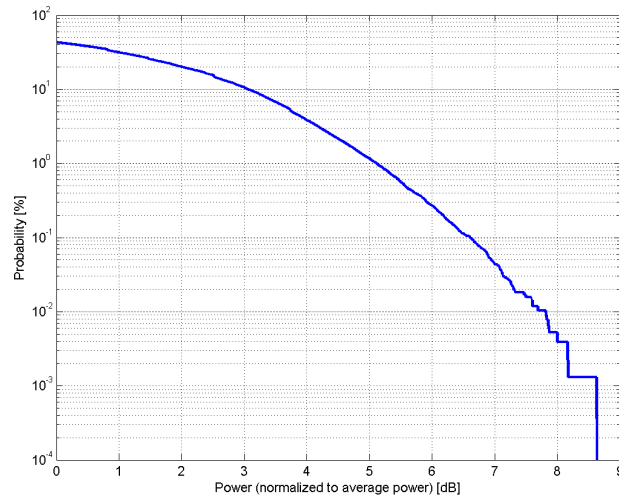
Category: Random amplitude modulation
Modulation: 64-QAM
Frequency Band: Band 2 (1850.0 - 1910.0 MHz)
Band 3 (1710.0 - 1785.0 MHz)
Band 4 (1710.0 - 1755.0 MHz)
Band 5 (824.0 - 849.0 MHz)
Band 8 (880.0 - 915.0 MHz)
Band 12 (699.0 - 716.0 MHz)
Band 23 (2000.0 - 2020.0 MHz)
Band 25 (1850.0 - 1915.0 MHz)
Band 26 (814.0 - 849.0 MHz)
Band 27 (807.0 - 824.0 MHz)
Band 28 (703.0 - 748.0 MHz)
Band 31 (452.5 - 457.5 MHz)
Band 66 (1710.0 - 1780.0 MHz)
Band 72 (451.0 - 456.0 MHz)
Band 73 (450.0 - 455.0 MHz)
Band 74 (1427.0 - 1470.0 MHz)
Validation band (0.0 - 6000.0 MHz)

Detailed Specification: Modulation Scheme: SC-FDMA
Number of PUSCHs: 1
Settings for Subframe #0 to #9:
Modulation Scheme: 64QAM
Data Type: UL-SCH
Number RB: 8
Transport Block Size: 4584
TBS Index: 23
MCS Index: 25
Data Type: PN9

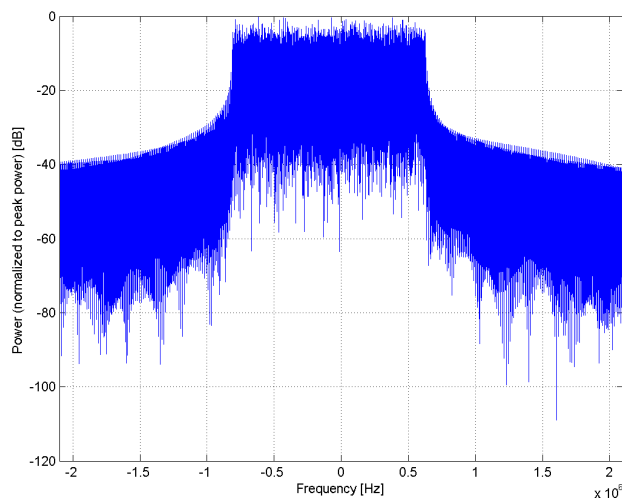
Bandwidth: 3.0 MHz
Integration Time: 10.0 ms

¹ PAR (0.1%) in accordance with FCC KDB 971168, Section 6.0 "Measurement of the Peak-to-Average Power Ratio (PAPR)"

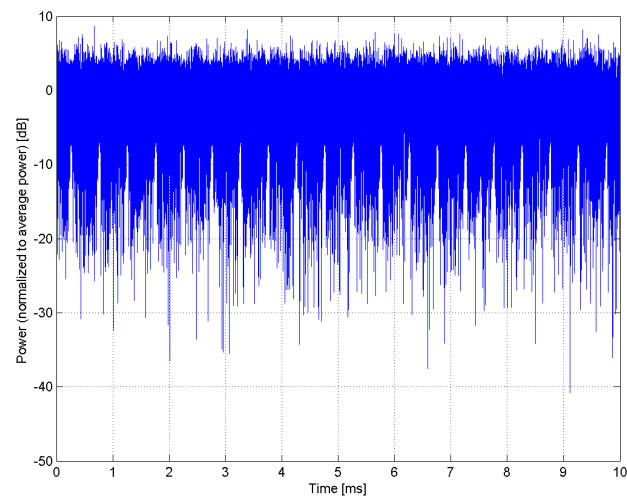
² Modulation Interference Factor (MIF) value valid only in conjunction with advanced probe response linearization calibration for the same communication system (same UID and version).



Complementary Cumulative Distribution Function (CCDF)



Frequency Domain



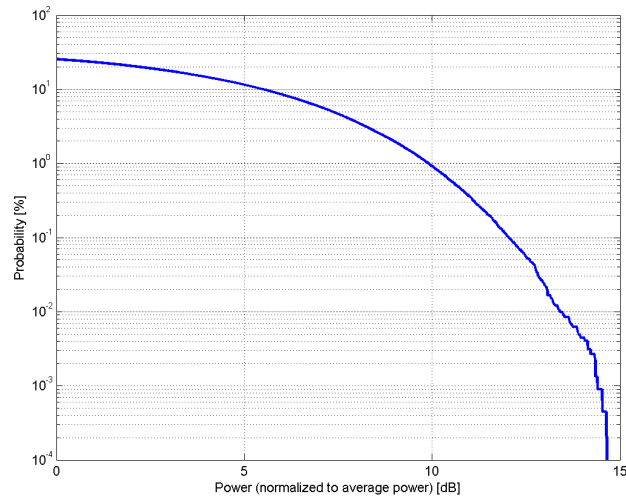
Time Domain

**Calibration Laboratory of
Schmid & Partner
Engineering AG**
Zeughausstrasse 43, 8004 Zurich, Switzerland

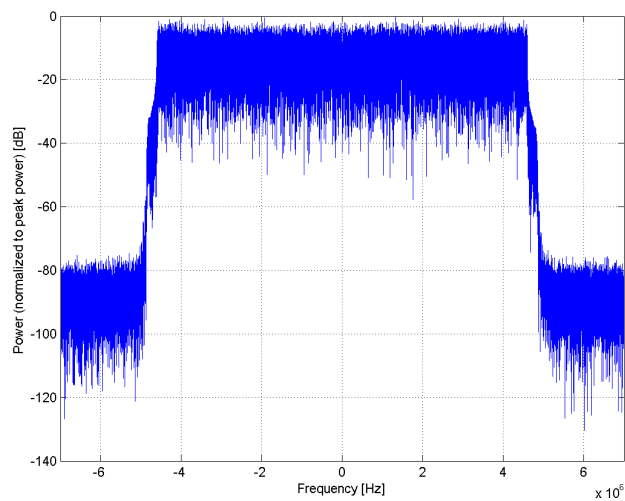
Name:	IEEE 802.16e WiMAX (29:18, 5ms, 10MHz, QPSK, PUSC)
Group:	WiMAX
UID:	10301-AAA
PAR: ¹	12.03 dB
MIF: ²	-1.38 dB
Standard Reference:	FCC 802.16e WiMax SARGuidance v01 (615223 D01)
Category:	IEEE802.16e-2005 P802.16Rev2/D3 WirelessMAN-OFDMA Random amplitude modulation
Modulation:	QPSK
Frequency Band:	Band Class 1 (2300.0-2400.0 MHz, 20075) Band Class 3 (2496.0-2690.0 MHz, 20076) Band Class 5 (3400.0-3800.0 MHz, 20077) Band Class 6, AWS (1710.0-1755.0 MHz, 20078)
Detailed Specification:	Transmission: OFDMA DL:UL Symbols Ratio: 29:18 Frame Size: 5ms Bandwidth: 10MHz Modulation Scheme: QPSK(CTC)1/2 FFT Size: 1024 Sampling Factor: 28/25 Sampling Frequency: 44.8 MHz Oversampling Ratio: 4 Subcarrier Spacing: 10.9375 kHz TTG, RTG: 105 us, 60 us Numbers of DL Symbols active: 0 Numbers of UL Symbols active: 18 traffic symbols UL Zone Types: PUSC
Bandwidth:	10.0 MHz
Integration Time:	5.0 ms

¹ PAR (0.1%) in accordance with FCC KDB 971168, Section 6.0 "Measurement of the Peak-to-Average Power Ratio (PAPR)"

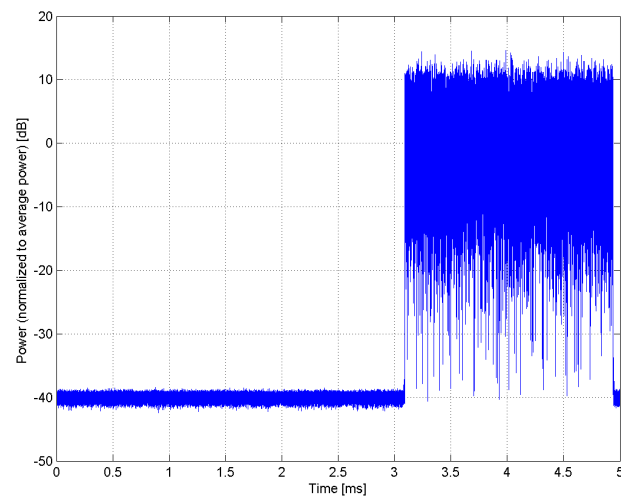
² Modulation Interference Factor (MIF) value valid only in conjunction with advanced probe response linearization calibration for the same communication system (same UID and version).



Complementary Cumulative Distribution Function (CCDF)



Frequency Domain



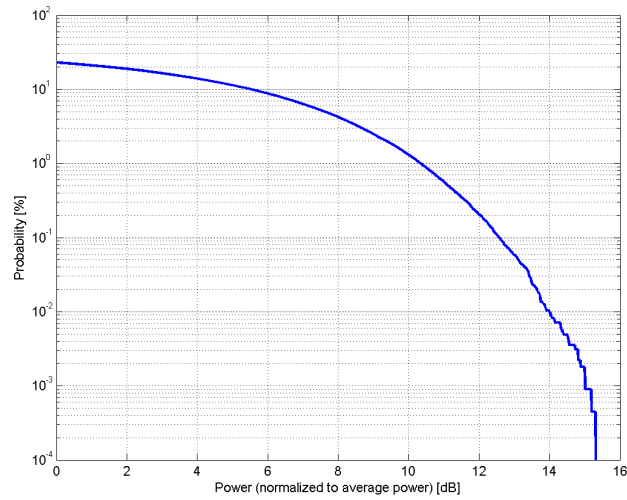
Time Domain

**Calibration Laboratory of
Schmid & Partner
Engineering AG**
Zeughausstrasse 43, 8004 Zurich, Switzerland

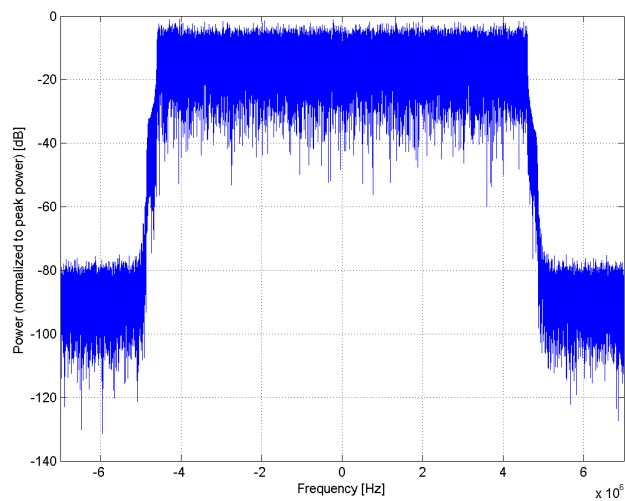
Name:	IEEE 802.16e WiMAX (29:18, 5ms, 10MHz, QPSK, PUSC, 3 CTRL symbols)
Group:	WiMAX
UID:	10302-AAA
PAR: ¹	12.57 dB
MIF: ²	-0.84 dB
Standard Reference:	FCC 802.16e WiMax SARGuidance v01 (615223 D01)
Category:	IEEE802.16e-2005 P802.16Rev2/D3 WirelessMAN-OFDMA Random amplitude modulation
Modulation:	QPSK
Frequency Band:	Band Class 1 (2300.0-2400.0 MHz, 20075) Band Class 3 (2496.0-2690.0 MHz, 20076) Band Class 5 (3400.0-3800.0 MHz, 20077) Band Class 6, AWS (1710.0-1755.0 MHz, 20078)
Detailed Specification:	Transmission: OFDMA DL:UL Symbols Ratio: 29:18 Frame Size: 5ms Bandwidth: 10MHz Modulation Scheme: QPSK(CTC)1/2 FFT Size: 1024 Sampling Factor: 28/25 Sampling Frequency: 44.8 MHz Oversampling Ratio: 4 Subcarrier Spacing: 10.9375 kHz TTG, RTG: 105 us, 60 us Numbers of DL Symbols active: 0 Numbers of UL Symbols active: 18 (15 traffic symbols + 3 control symbols) UL Zone Types: PUSC
Bandwidth:	10.0 MHz
Integration Time:	5.0 ms

¹ PAR (0.1%) in accordance with FCC KDB 971168, Section 6.0 "Measurement of the Peak-to-Average Power Ratio (PAPR)"

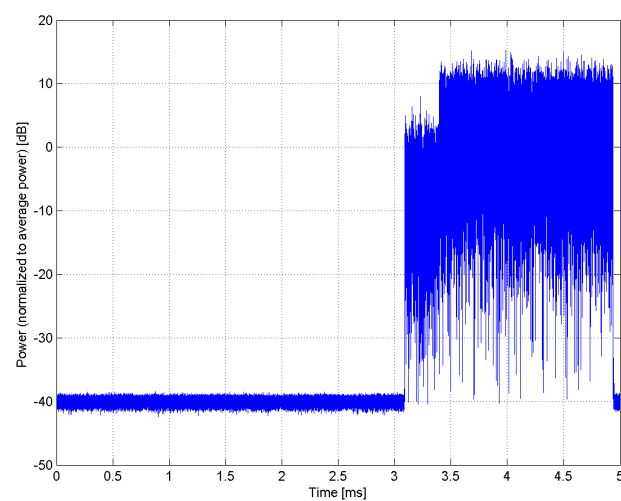
² Modulation Interference Factor (MIF) value valid only in conjunction with advanced probe response linearization calibration for the same communication system (same UID and version).



Complementary Cumulative Distribution Function (CCDF)



Frequency Domain



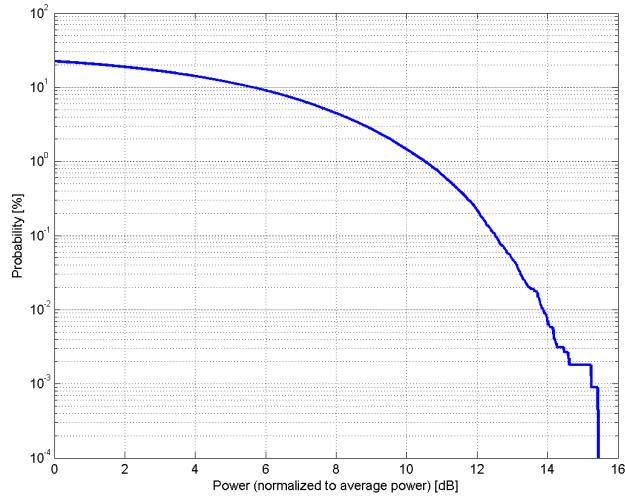
Time Domain

**Calibration Laboratory of
Schmid & Partner
Engineering AG**
Zeughausstrasse 43, 8004 Zurich, Switzerland

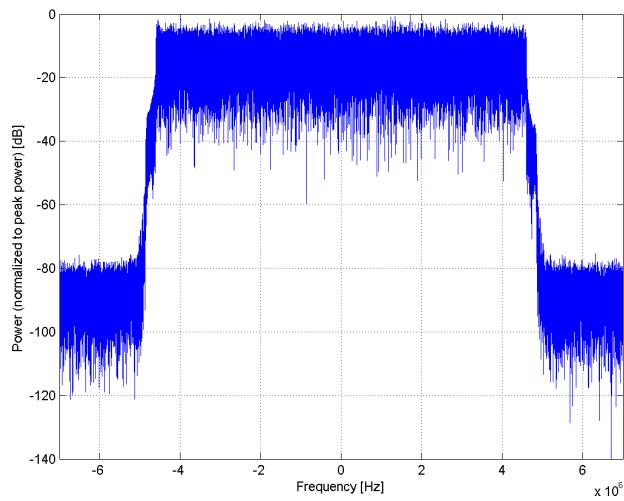
Name:	IEEE 802.16e WiMAX (31:15, 5ms, 10MHz, 64QAM, PUSC)
Group:	WiMAX
UID:	10303-AAA
PAR: ¹	12.52 dB
MIF: ²	-0.53 dB
Standard Reference:	FCC 802.16e WiMax SARGuidance v01 (615223 D01) IEEE802.16e-2005 P802.16Rev2/D3 WirelessMAN-OFDMA
Category:	Random amplitude modulation
Modulation:	64-QAM
Frequency Band:	Band Class 1 (2300.0-2400.0 MHz, 20075) Band Class 3 (2496.0-2690.0 MHz, 20076) Band Class 5 (3400.0-3800.0 MHz, 20077) Band Class 6, AWS (1710.0-1755.0 MHz, 20078)
Detailed Specification:	Transmission: OFDMA DL:UL Symbols Ratio: 31:15 Frame Size: 5ms Bandwidth: 10MHz Modulation Scheme: 64QAM(CTC) 5/6 FFT Size: 1024 Sampling Factor: 28/25 Sampling Frequency: 44.8 MHz Oversampling Ratio: 4 Subcarrier Spacing: 10.9375 kHz TTG, RTG: 2 us, 60 us Numbers of DL Symbols active: 0 Numbers of UL Symbols active: 15 traffic symbols UL Zone Types: PUSC
Bandwidth:	10.0 MHz
Integration Time:	5.0 ms

¹ PAR (0.1%) in accordance with FCC KDB 971168, Section 6.0 "Measurement of the Peak-to-Average Power Ratio (PAPR)"

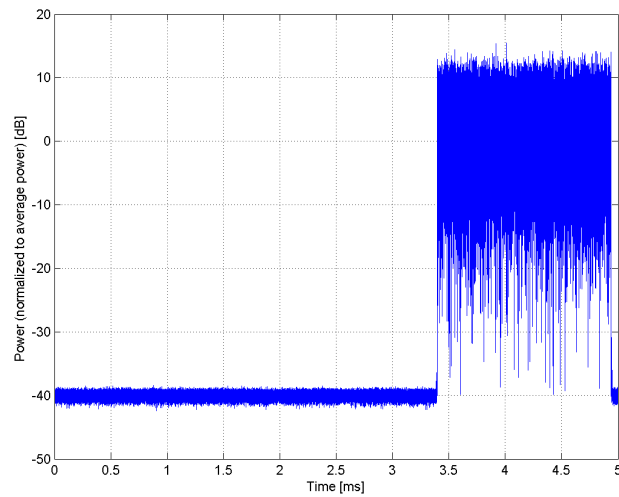
² Modulation Interference Factor (MIF) value valid only in conjunction with advanced probe response linearization calibration for the same communication system (same UID and version).



Complementary Cumulative Distribution Function (CCDF)



Frequency Domain



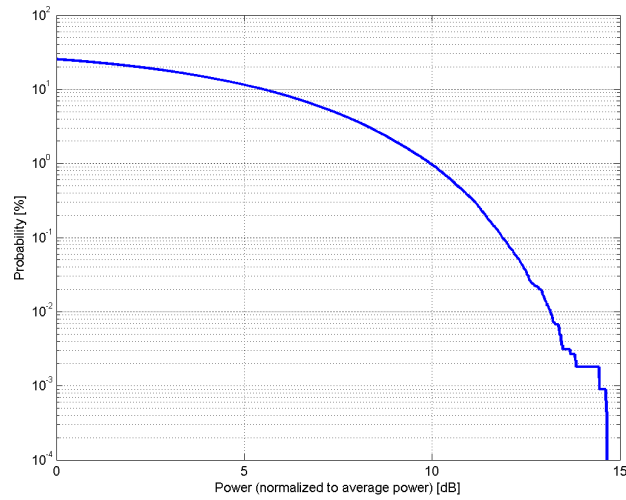
Time Domain

**Calibration Laboratory of
Schmid & Partner
Engineering AG**
Zeughausstrasse 43, 8004 Zurich, Switzerland

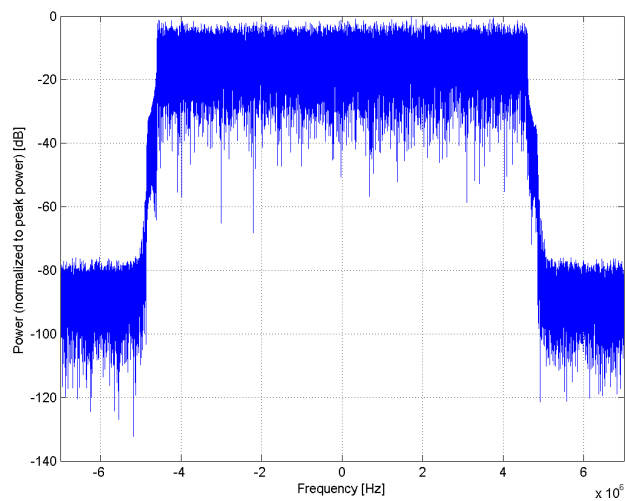
Name:	IEEE 802.16e WiMAX (29:18, 5ms, 10MHz, 64QAM, PUSC)
Group:	WiMAX
UID:	10304-AAA
PAR: ¹	11.86 dB
MIF: ²	-1.39 dB
Standard Reference:	FCC 802.16e WiMax SARGuidance v01 (615223 D01)
Category:	IEEE802.16e-2005 P802.16Rev2/D3 WirelessMAN-OFDMA
Modulation:	Random amplitude modulation
Frequency Band:	64-QAM
Detailed Specification:	Band Class 1 (2300.0-2400.0 MHz, 20075) Band Class 3 (2496.0-2690.0 MHz, 20076) Band Class 5 (3400.0-3800.0 MHz, 20077) Band Class 6, AWS (1710.0-1755.0 MHz, 20078)
Bandwidth:	Transmission: OFDMA DL:UL Symbols Ratio: 29:18 Frame Size: 5ms Bandwidth: 10MHz Modulation Scheme: 64QAM(CTC)5/6 FFT Size: 1024 Sampling Factor: 28/25 Sampling Frequency: 44.8 MHz Oversampling Ratio: 4 Subcarrier Spacing: 10.9375 kHz TTG, RTG: 105 us, 60 us Numbers of DL Symbols active: 0 Numbers of UL Symbols active: 18 traffic symbols UL Zone Types: PUSC
Integration Time:	10.0 MHz 5.0 ms

¹ PAR (0.1%) in accordance with FCC KDB 971168, Section 6.0 "Measurement of the Peak-to-Average Power Ratio (PAPR)"

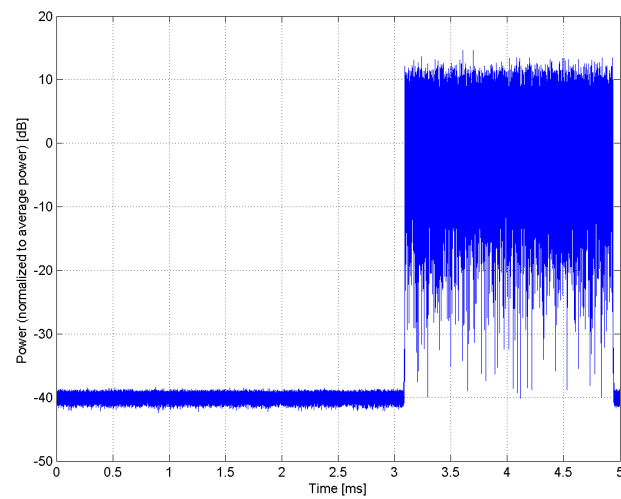
² Modulation Interference Factor (MIF) value valid only in conjunction with advanced probe response linearization calibration for the same communication system (same UID and version).



Complementary Cumulative Distribution Function (CCDF)



Frequency Domain

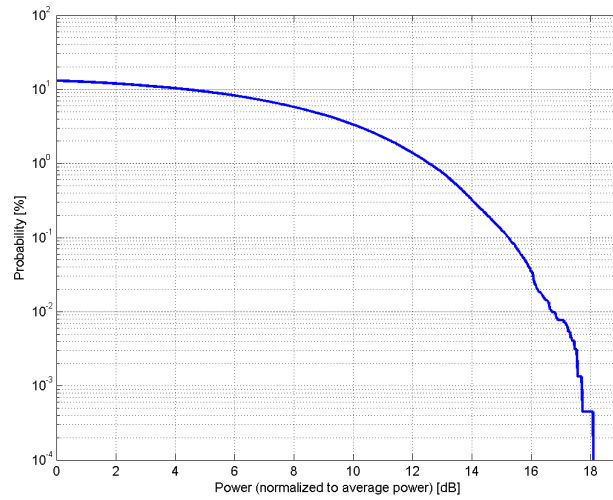


Time Domain

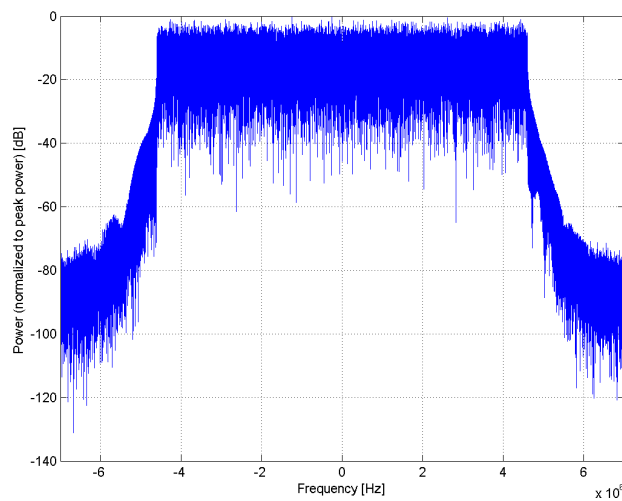
Name:	IEEE 802.16e WiMAX (31:15, 10ms, 10MHz, 64QAM, PUSC, 15 symbols)
Group:	WiMAX
UID:	10305-AAA
PAR: ¹	15.24 dB
MIF: ²	1.74 dB
Standard Reference:	FCC 802.16e WiMax SARGuidance v01 (615223 D01)
Category:	IEEE802.16e-2005 P802.16Rev2/D3 WirelessMAN-OFDMA
Modulation:	Random amplitude modulation
Frequency Band:	64-QAM
Detailed Specification:	Band Class 1 (2300.0-2400.0 MHz, 20075)
	Band Class 3 (2496.0-2690.0 MHz, 20076)
	Band Class 5 (3400.0-3800.0 MHz, 20077)
	Band Class 6, AWS (1710.0-1755.0 MHz, 20078)
	Transmission: OFDMA
	DL:UL Symbols Ratio: 31:15
	Frame Size: 10ms
	Bandwidth: 10MHz
	Modulation Scheme: 64QAM(CTC) 5/6
	FFT Size: 1024
	Sampling Factor: 28/25
	Sampling Frequency: 22.4 MHz
	Oversampling Ratio: 2
	Subcarrier Spacing: 10.9375 kHz
	Numbers of DL Symbols active: 0
	Numbers of UL Symbols active: 15 traffic symbols
	UL Zone Types: PUSC
Bandwidth:	10.0 MHz
Integration Time:	10.0 ms

¹ PAR (0.1%) in accordance with FCC KDB 971168, Section 6.0 "Measurement of the Peak-to-Average Power Ratio (PAPR)"

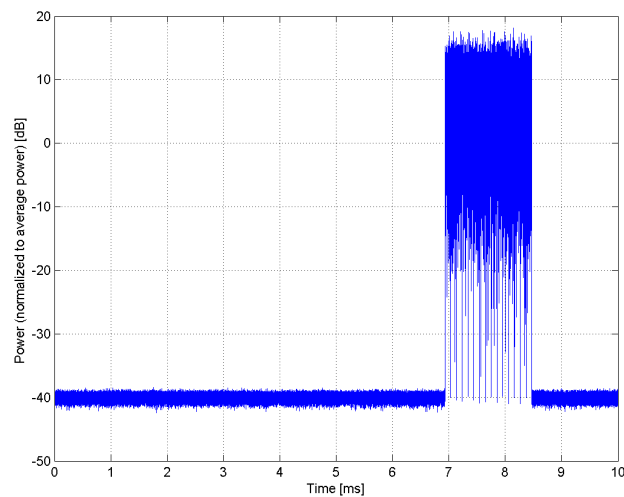
² Modulation Interference Factor (MIF) value valid only in conjunction with advanced probe response linearization calibration for the same communication system (same UID and version).



Complementary Cumulative Distribution Function (CCDF)



Frequency Domain



Time Domain

**Calibration Laboratory of
Schmid & Partner
Engineering AG**
Zeughausstrasse 43, 8004 Zurich, Switzerland

Name: **IEEE 802.16e WiMAX (29:18, 10ms, 10MHz, 64QAM, PUSC, 18 symbols)**

Group: WiMAX
UID: 10306-AAA

PAR: ¹ **14.67 dB**
MIF: ² **0.91 dB**

Standard Reference: FCC 802.16e WiMax SARGuidance v01 (615223 D01)
IEEE802.16e-2005 P802.16Rev2/D3 WirelessMAN-OFDMA

Category: Random amplitude modulation

Modulation: 64-QAM

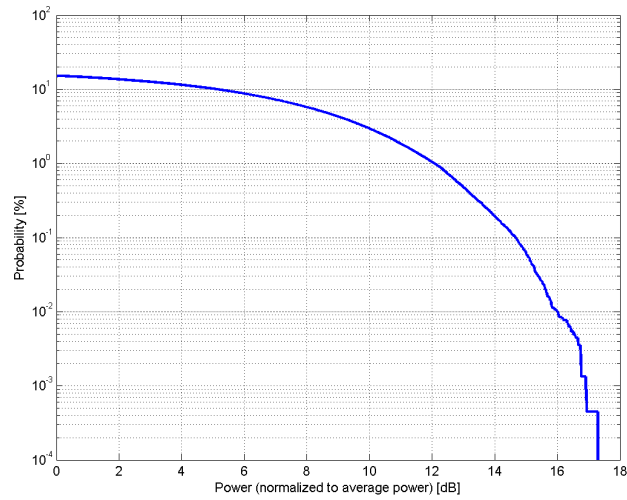
Frequency Band: Band Class 1 (2300.0-2400.0 MHz, 20075)
Band Class 3 (2496.0-2690.0 MHz, 20076)
Band Class 5 (3400.0-3800.0 MHz, 20077)
Band Class 6, AWS (1710.0-1755.0 MHz, 20078)

Detailed Specification: Transmission: OFDMA
DL:UL Symbols Ratio: 29:18
Frame Size: 10ms
Bandwidth: 10MHz
Modulation Scheme: 64QAM(CTC) 5/6
FFT Size: 1024
Sampling Factor: 28/25
Sampling Frequency: 22.4 MHz
Oversampling Ratio: 2
Subcarrier Spacing: 10.9375 kHz
Numbers of DL Symbols active: 0
Numbers of UL Symbols active: 18 traffic symbols
UL Zone Types: PUSC

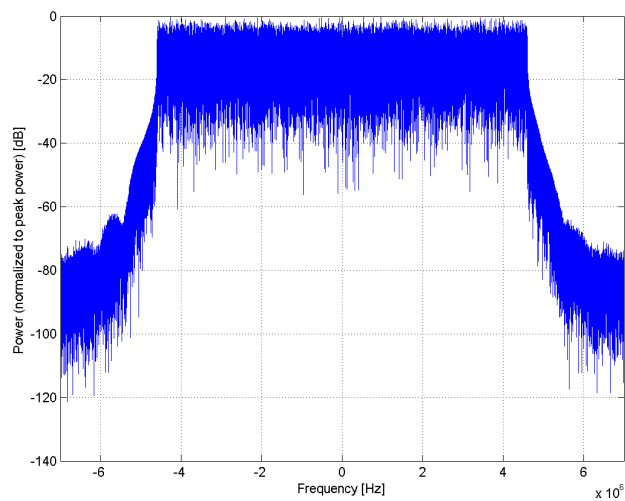
Bandwidth: 10.0 MHz
Integration Time: 10.0 ms

¹ PAR (0.1%) in accordance with FCC KDB 971168, Section 6.0 "Measurement of the Peak-to-Average Power Ratio (PAPR)"

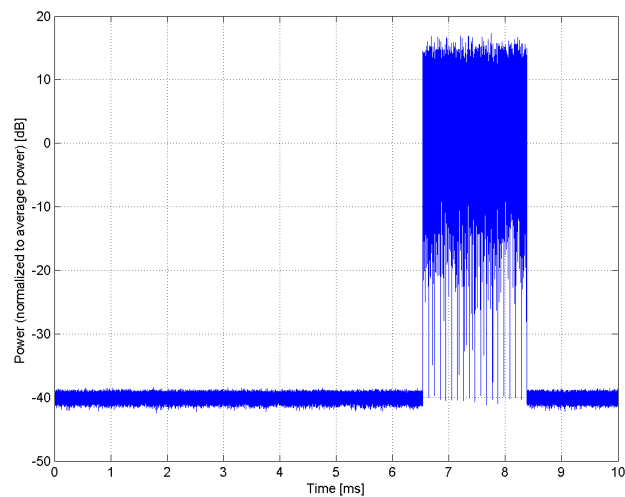
² Modulation Interference Factor (MIF) value valid only in conjunction with advanced probe response linearization calibration for the same communication system (same UID and version).



Complementary Cumulative Distribution Function (CCDF)



Frequency Domain



Time Domain

**Calibration Laboratory of
Schmid & Partner
Engineering AG**
Zeughausstrasse 43, 8004 Zurich, Switzerland

Name: **IEEE 802.16e WiMAX (29:18, 10ms, 10MHz, QPSK, PUSC, 18 symbols)**

Group: WiMAX
UID: 10307-AAA

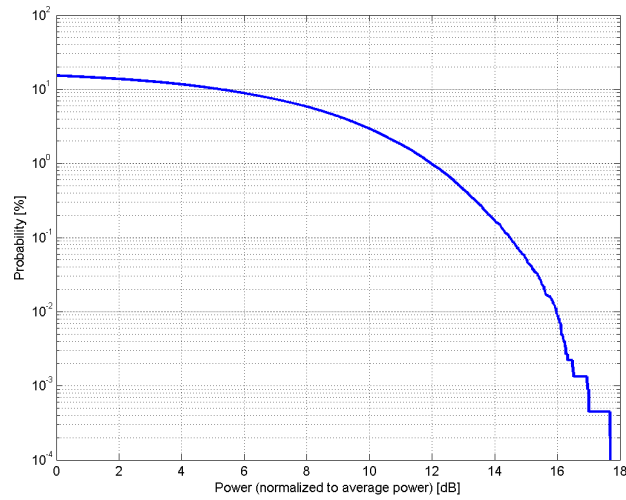
PAR: ¹ **14.49 dB**
MIF: ² **0.89 dB**

Standard Reference: FCC 802.16e WiMax SARGuidance v01 (615223 D01)
IEEE802.16e-2005 P802.16Rev2/D3 WirelessMAN-OFDMA
Category: Random amplitude modulation
Modulation: QPSK
Frequency Band: Band Class 1 (2300.0-2400.0 MHz, 20075)

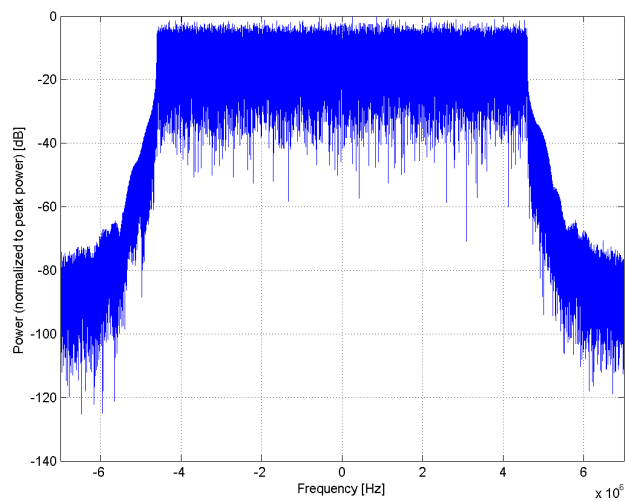
Band Class 3 (2496.0-2690.0 MHz, 20076)
Band Class 5 (3400.0-3800.0 MHz, 20077)
Band Class 6, AWS (1710.0-1755.0 MHz, 20078)
Detailed Specification: Transmission: OFDMA
DL:UL Symbols Ratio: 29:18
Frame Size: 10ms
Bandwidth: 10 MHz
Modulation Scheme: QPSK(CTC)3/4
FFT Size: 1024
Sampling Factor: 28/25
Sampling Frequency: 22.4 MHz
Oversampling Ratio: 2
Subcarrier Spacing: 10.9375 kHz
Numbers of DL Symbols active: 0
Numbers of UL Symbols active: 18 traffic symbols
UL Zone Types: PUSC
Bandwidth: 10.0 MHz
Integration Time: 10.0 ms

¹ PAR (0.1%) in accordance with FCC KDB 971168, Section 6.0 "Measurement of the Peak-to-Average Power Ratio (PAPR)"

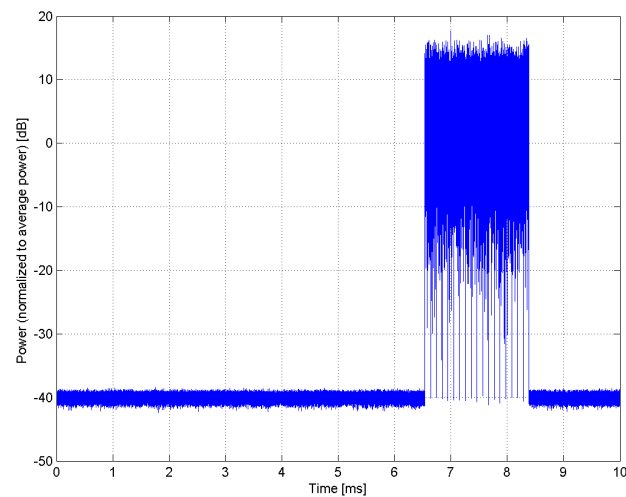
² Modulation Interference Factor (MIF) value valid only in conjunction with advanced probe response linearization calibration for the same communication system (same UID and version).



Complementary Cumulative Distribution Function (CCDF)



Frequency Domain



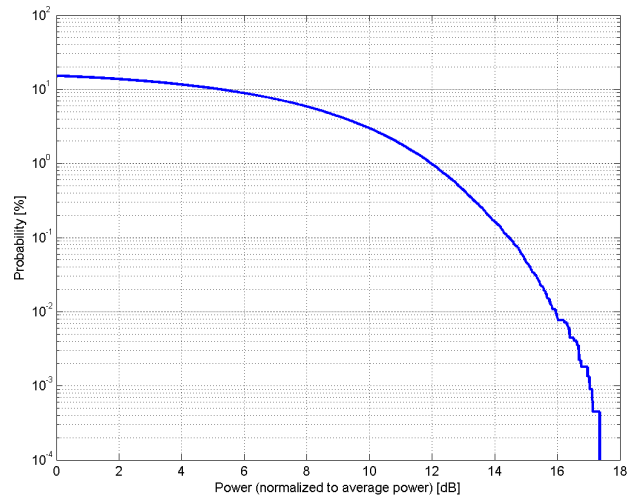
Time Domain

**Calibration Laboratory of
Schmid & Partner
Engineering AG**
Zeughausstrasse 43, 8004 Zurich, Switzerland

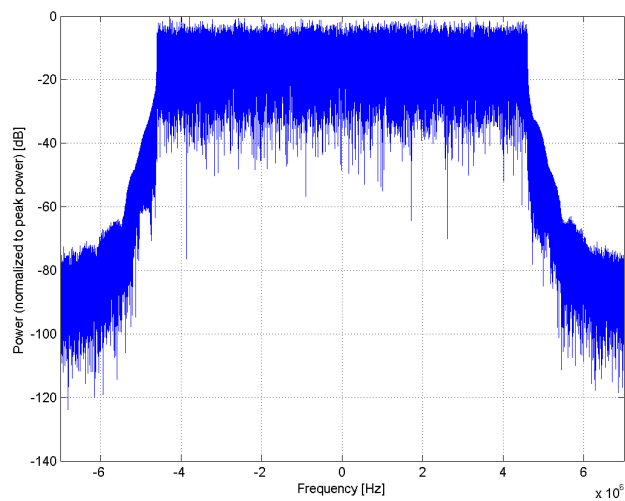
Name:	IEEE 802.16e WiMAX (29:18, 10ms, 10MHz, 16QAM, PUSC)
Group:	WiMAX
UID:	10308-AAA
PAR: ¹	14.46 dB
MIF: ²	0.91 dB
Standard Reference:	FCC 802.16e WiMax SARGuidance v01 (615223 D01) IEEE802.16e-2005 P802.16Rev2/D3 WirelessMAN-OFDMA
Category:	Random amplitude modulation
Modulation:	16-QAM
Frequency Band:	Band Class 1 (2300.0-2400.0 MHz, 20075) Band Class 3 (2496.0-2690.0 MHz, 20076) Band Class 5 (3400.0-3800.0 MHz, 20077) Band Class 6, AWS (1710.0-1755.0 MHz, 20078)
Detailed Specification:	Transmission: OFDMA DL:UL Symbols Ratio: 29:18 Frame Size: 10ms Bandwidth: 10 MHz Modulation Scheme: 16QAM(CTC)3/4 FFT Size: 1024 Sampling Factor: 28/25 Sampling Frequency: 22.4 MHz Oversampling Ratio: 2 Subcarrier Spacing: 10.9375 kHz Numbers of DL Symbols active: 0 Numbers of UL Symbols active: 18 traffic symbols UL Zone Types: PUSC
Bandwidth:	10.0 MHz
Integration Time:	10.0 ms

¹ PAR (0.1%) in accordance with FCC KDB 971168, Section 6.0 "Measurement of the Peak-to-Average Power Ratio (PAPR)"

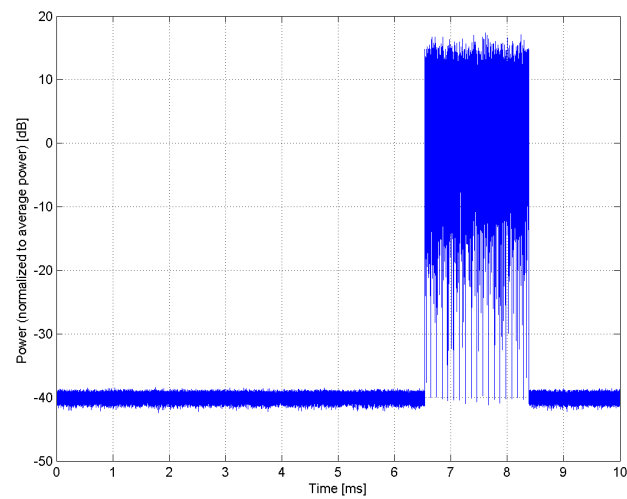
² Modulation Interference Factor (MIF) value valid only in conjunction with advanced probe response linearization calibration for the same communication system (same UID and version).



Complementary Cumulative Distribution Function (CCDF)



Frequency Domain



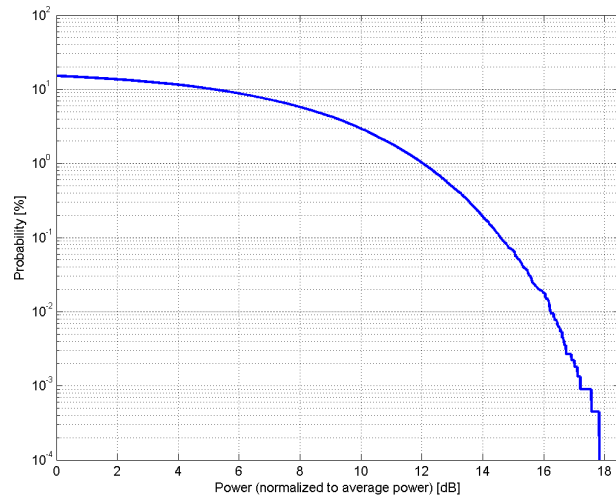
Time Domain

**Calibration Laboratory of
Schmid & Partner
Engineering AG**
Zeughausstrasse 43, 8004 Zurich, Switzerland

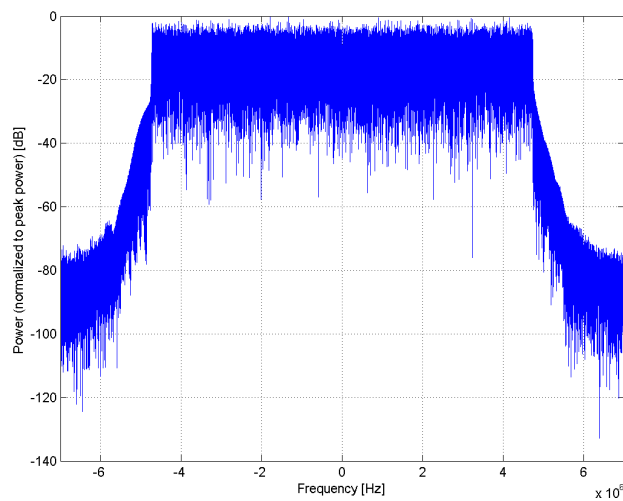
Name:	IEEE 802.16e WiMAX (29:18, 10ms, 10MHz, 16QAM, AMC 2x3, 18 symbols)
Group:	WiMAX
UID:	10309-AAA
PAR: ¹	14.58 dB
MIF: ²	0.90 dB
Standard Reference:	FCC 802.16e WiMax SARGuidance v01 (615223 D01)
Category:	IEEE802.16e-2005 P802.16Rev2/D3 WirelessMAN-OFDMA
Modulation:	Random amplitude modulation
Modulation:	16-QAM
Frequency Band:	Band Class 1 (2300.0-2400.0 MHz, 20075) Band Class 3 (2496.0-2690.0 MHz, 20076) Band Class 5 (3400.0-3800.0 MHz, 20077) Band Class 6, AWS (1710.0-1755.0 MHz, 20078)
Detailed Specification:	Transmission: OFDMA DL:UL Symbols Ratio: 29:18 Frame Size: 10ms Bandwidth: 10 MHz Modulation Scheme: 16QAM(CTC)3/4 FFT Size: 1024 Sampling Factor: 28/25 Sampling Frequency: 22.4 MHz Oversampling Ratio: 2 Subcarrier Spacing: 10.9375 kHz Numbers of DL Symbols active: 0 Numbers of UL Symbols active: 18 traffic symbols UL Zone Types: AMC 2x3
Bandwidth:	10.0 MHz
Integration Time:	10.0 ms

¹ PAR (0.1%) in accordance with FCC KDB 971168, Section 6.0 "Measurement of the Peak-to-Average Power Ratio (PAPR)"

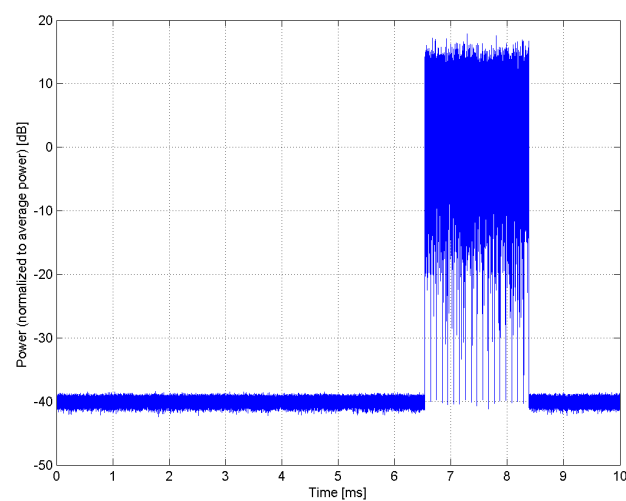
² Modulation Interference Factor (MIF) value valid only in conjunction with advanced probe response linearization calibration for the same communication system (same UID and version).



Complementary Cumulative Distribution Function (CCDF)



Frequency Domain

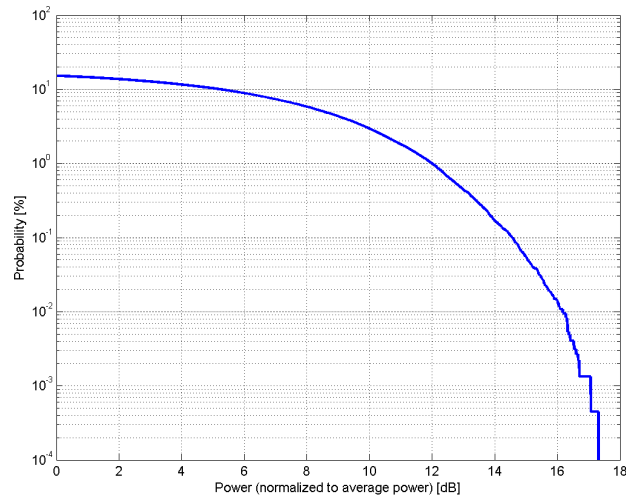


Time Domain

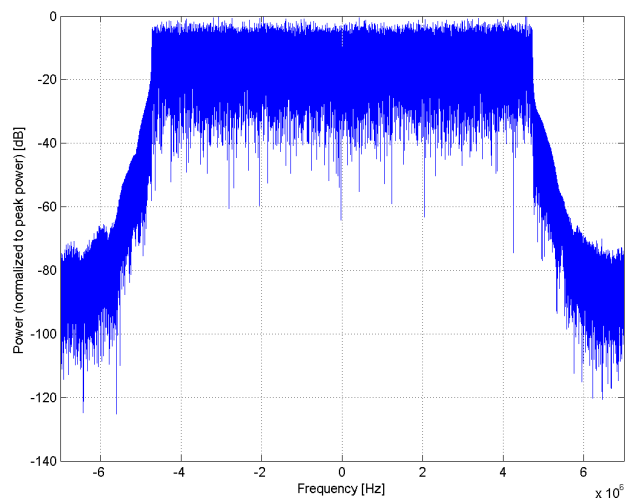
Name:	IEEE 802.16e WiMAX (29:18, 10ms, 10MHz, QPSK, AMC 2x3, 18 symbols)
Group:	WiMAX
UID:	10310-AAA
PAR: ¹	14.57 dB
MIF: ²	0.89 dB
Standard Reference:	FCC 802.16e WiMax SARGuidance v01 (615223 D01) IEEE802.16e-2005 P802.16Rev2/D3 WirelessMAN-OFDMA
Category:	Random amplitude modulation
Modulation:	QPSK
Frequency Band:	Band Class 1 (2300.0-2400.0 MHz, 20075) Band Class 3 (2496.0-2690.0 MHz, 20076) Band Class 5 (3400.0-3800.0 MHz, 20077) Band Class 6, AWS (1710.0-1755.0 MHz, 20078)
Detailed Specification:	Transmission: OFDMA DL:UL Symbols Ratio: 29:18 Frame Size: 10ms Bandwidth: 10 MHz Modulation Scheme: QPSK(CTC)3/4 FFT Size: 1024 Sampling Factor: 28/25 Sampling Frequency: 22.4 MHz Oversampling Ratio: 2 Subcarrier Spacing: 10.9375 kHz Numbers of DL Symbols active: 0 Numbers of UL Symbols active: 18 traffic symbols UL Zone Types: AMC 2x3
Bandwidth:	10.0 MHz
Integration Time:	10.0 ms

¹ PAR (0.1%) in accordance with FCC KDB 971168, Section 6.0 "Measurement of the Peak-to-Average Power Ratio (PAPR)"

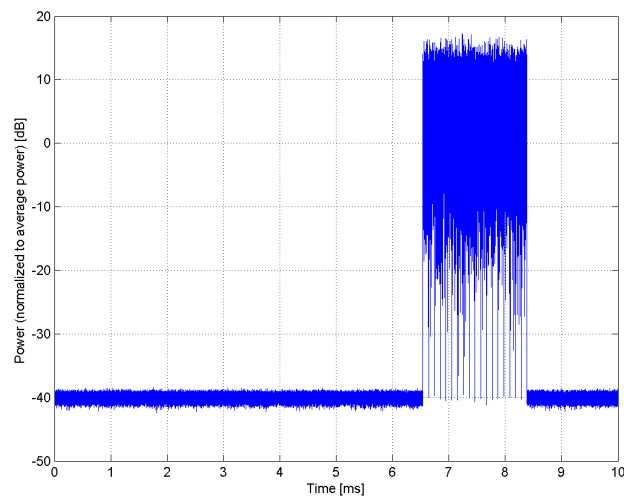
² Modulation Interference Factor (MIF) value valid only in conjunction with advanced probe response linearization calibration for the same communication system (same UID and version).



Complementary Cumulative Distribution Function (CCDF)



Frequency Domain



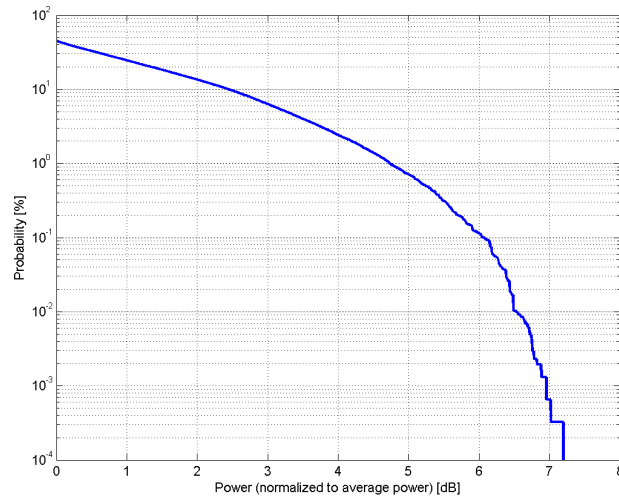
Time Domain

**Calibration Laboratory of
Schmid & Partner
Engineering AG**
Zeughausstrasse 43, 8004 Zurich, Switzerland

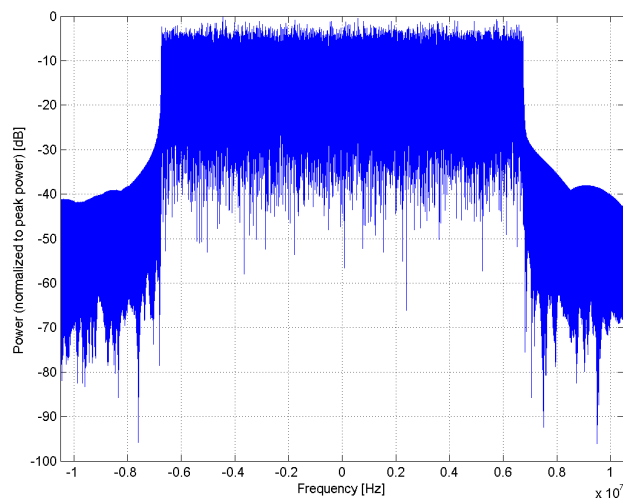
Name:	LTE-FDD (SC-FDMA, 100% RB, 15 MHz, QPSK)
Group:	LTE-FDD
UID:	10311-AAE
PAR: ¹	6.06 dB
MIF: ²	-20.11 dB
Standard Reference:	3GPP / ETSI TS 136.101 V8.4.0 3GPP / ETSI TS 136.213 V8.4.0 FCC OET KDB 941225 D05 SAR for LTE Devices v01
Category:	Random amplitude modulation
Modulation:	QPSK
Frequency Band:	Band 1 (1920.0 - 1980.0 MHz) Band 2 (1850.0 - 1910.0 MHz) Band 3 (1710.0 - 1785.0 MHz) Band 4 (1710.0 - 1755.0 MHz) Band 7 (2500.0 - 2570.0 MHz) Band 9 (1749.9 - 1784.9 MHz) Band 10 (1710.0 - 1770.0 MHz) Band 18 (815.0 - 830.0 MHz) Band 19 (830.0 - 845.0 MHz) Band 20 (832.0 - 862.0 MHz) Band 21 (1447.9 - 1462.9 MHz) Band 22 (3410.0 - 3490.0 MHz) Band 23 (2000.0 - 2020.0 MHz) Band 25 (1850.0 - 1915.0 MHz) Band 26 (814.0 - 849.0 MHz) Band 28 (703.0 - 748.0 MHz) Band 65 (1920.0 - 2010.0 MHz) Band 66 (1710.0 - 1780.0 MHz) Band 68 (698.0 - 728.0 MHz) Band 70 (1695.0 - 1710.0 MHz) Band 71 (663.0 - 698.0 MHz) Band 74 (1427.0 - 1470.0 MHz) Validation band (0.0 - 6000.0 MHz)
Detailed Specification:	Modulation Scheme: SC-FDMA Number of PUSCHs: 1 Settings for Subframe #0 to #9: Modulation Scheme: QPSK Data Type: UL-SCH Number RB: 75 Transport Block Size: 6712 TBS Index: 5 MCS Index: 5 Data Type: PN9
Bandwidth:	15.0 MHz
Integration Time:	10.0 ms

¹ PAR (0.1%) in accordance with FCC KDB 971168, Section 6.0 "Measurement of the Peak-to-Average Power Ratio (PAPR)"

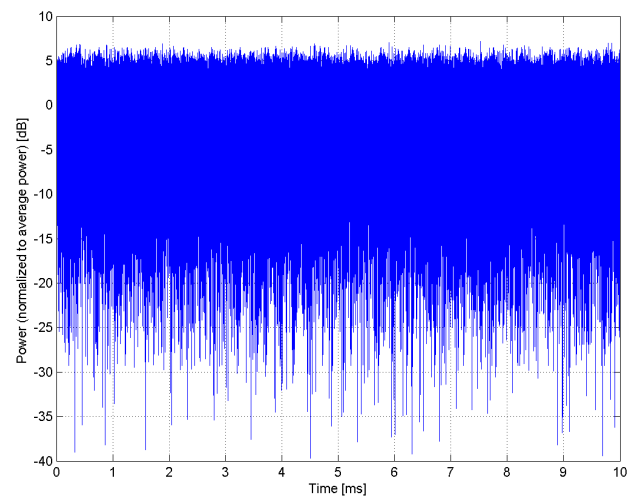
² Modulation Interference Factor (MIF) value valid only in conjunction with advanced probe response linearization calibration for the same communication system (same UID and version).



Complementary Cumulative Distribution Function (CCDF)



Frequency Domain



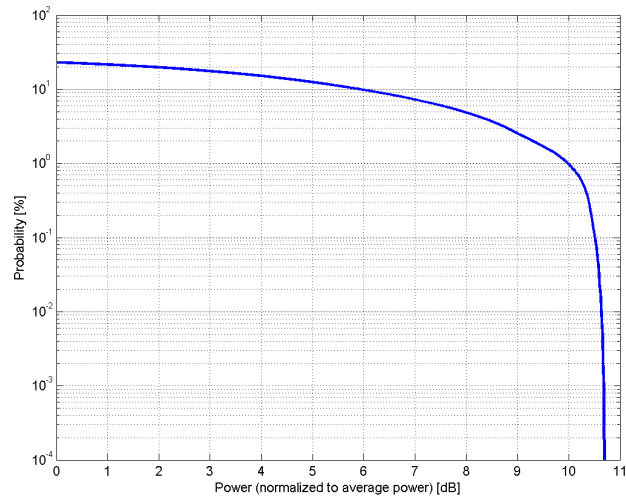
Time Domain

**Calibration Laboratory of
Schmid & Partner
Engineering AG**
Zeughausstrasse 43, 8004 Zurich, Switzerland

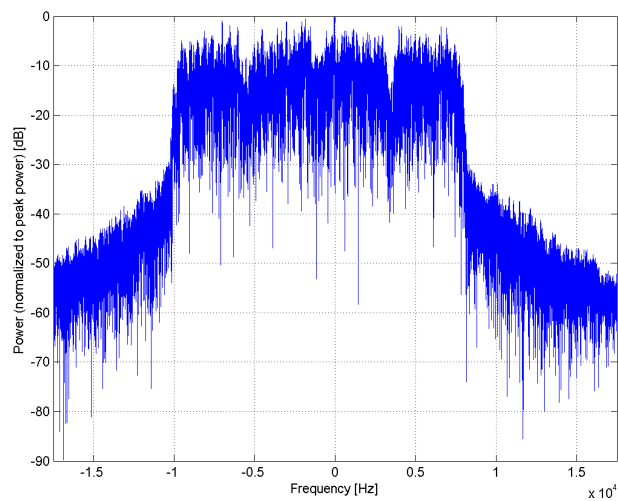
Name:	iDEN 1:3
Group:	iDEN
UID:	10313-AAA
PAR: ¹	10.51 dB
MIF: ²	1.15 dB
Standard Reference:	-
Category:	Periodic pulsed modulation
Modulation:	-
Frequency Band:	PMR 800 (806.0-825.0 MHz, 20071) PMR 900 (896.0-901.0 MHz, 20072) PMR 1450 (1453.0-1465.0 MHz, 20073)
Detailed Specification:	Train setting off
Bandwidth:	0.0 MHz
Integration Time:	540.0 ms

¹ PAR (0.1%) in accordance with FCC KDB 971168, Section 6.0 "Measurement of the Peak-to-Average Power Ratio (PAPR)"

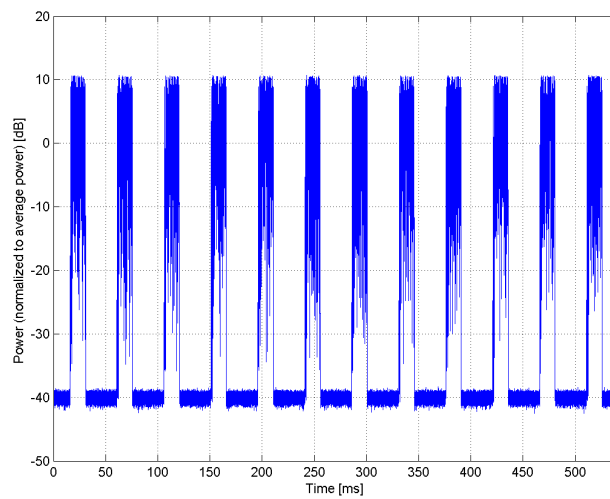
² Modulation Interference Factor (MIF) value valid only in conjunction with advanced probe response linearization calibration for the same communication system (same UID and version).



Complementary Cumulative Distribution Function (CCDF)



Frequency Domain



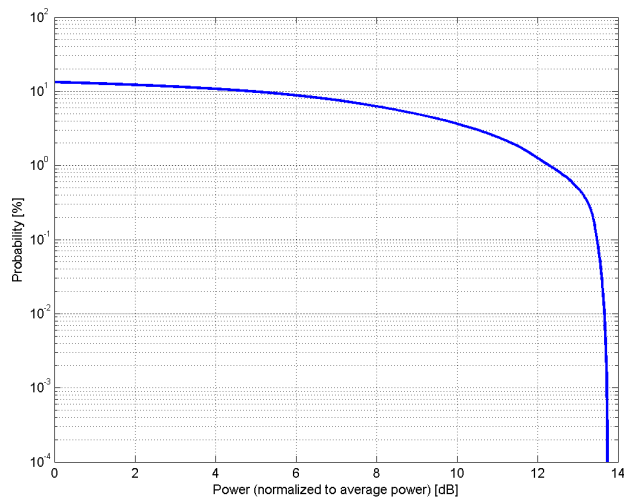
Time Domain

**Calibration Laboratory of
Schmid & Partner
Engineering AG**
Zeughausstrasse 43, 8004 Zurich, Switzerland

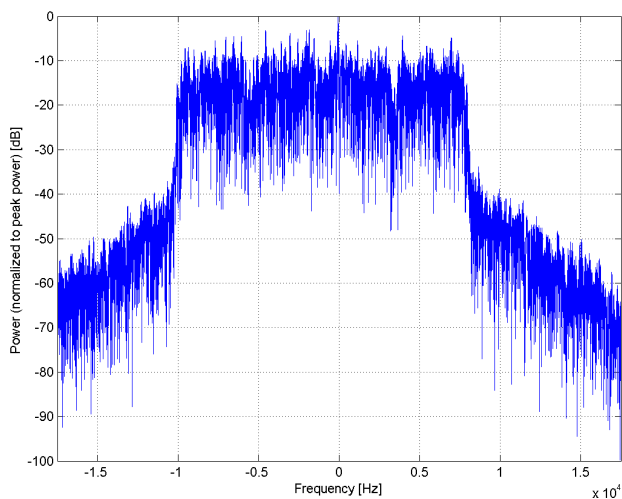
Name:	iDEN 1:6
Group:	iDEN
UID:	10314-AAA
PAR: ¹	13.48 dB
MIF: ²	4.03 dB
Standard Reference:	-
Category:	Periodic pulsed modulation
Modulation:	-
Frequency Band:	PMR 800 (806.0-825.0 MHz, 20071) PMR 900 (896.0-901.0 MHz, 20072) PMR 1450 (1453.0-1465.0 MHz, 20073)
Detailed Specification:	Train setting off
Bandwidth:	0.0 MHz
Integration Time:	540.0 ms

¹ PAR (0.1%) in accordance with FCC KDB 971168, Section 6.0 "Measurement of the Peak-to-Average Power Ratio (PAPR)"

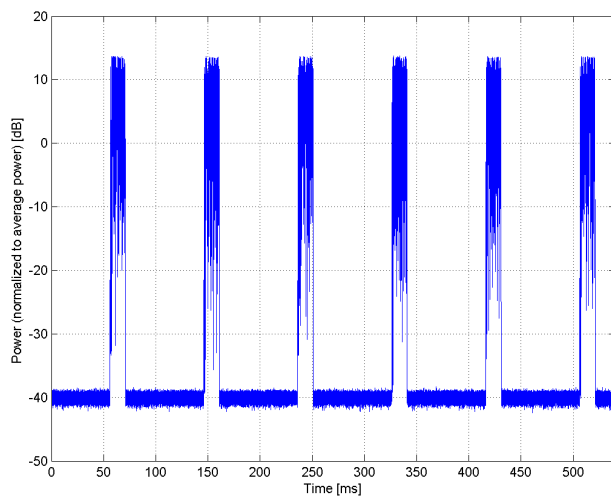
² Modulation Interference Factor (MIF) value valid only in conjunction with advanced probe response linearization calibration for the same communication system (same UID and version).



Complementary Cumulative Distribution Function (CCDF)



Frequency Domain



Time Domain

**Calibration Laboratory of
Schmid & Partner
Engineering AG**
Zeughausstrasse 43, 8004 Zurich, Switzerland

Name: **IEEE 802.11b WiFi 2.4 GHz (DSSS, 1 Mbps, 96pc duty cycle)**

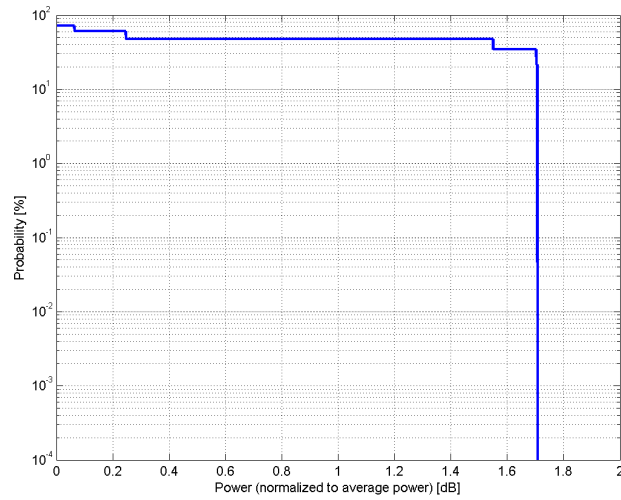
Group: WLAN
UID: 10315-AAB

PAR: ¹ **1.71 dB**
MIF: ² **-6.80 dB**

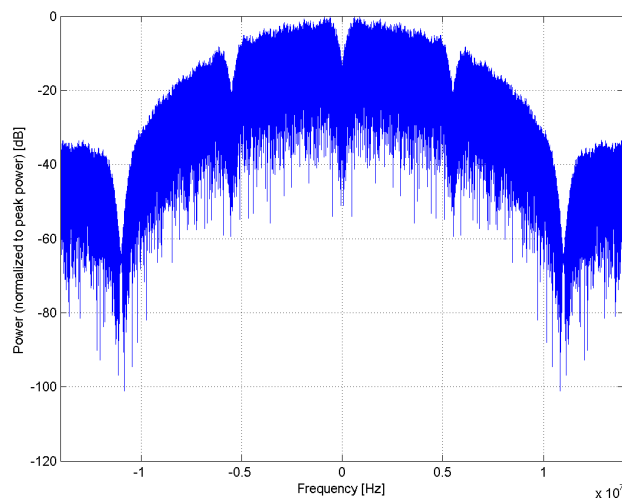
Standard Reference: IEEE 802.11b-1999 , Part 11
FCC SAR meas for 802 11 a b g v01r02 (248227 D01)
Category: Random amplitude modulation
Modulation: DBPSK
Frequency Band: WLAN 2.4GHz (2412.0-2484.0 MHz, 20230)
Detailed Specification: Duty cycle: 96 %
PSDU length: 1024 bytes
Preamble type: long
Data Rate: 1Mbps
Burst on time: 8384us
Bandwidth: 20.0 MHz
Integration Time: 8.7 ms

¹ PAR (0.1%) in accordance with FCC KDB 971168, Section 6.0 "Measurement of the Peak-to-Average Power Ratio (PAPR)"

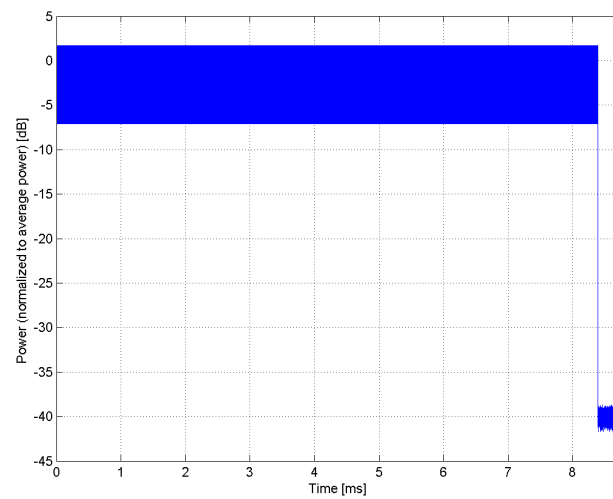
² Modulation Interference Factor (MIF) value valid only in conjunction with advanced probe response linearization calibration for the same communication system (same UID and version).



Complementary Cumulative Distribution Function (CCDF)



Frequency Domain



Time Domain

**Calibration Laboratory of
Schmid & Partner
Engineering AG**
Zeughausstrasse 43, 8004 Zurich, Switzerland

Name: **IEEE 802.11g WiFi 2.4 GHz (ERP-OFDM, 6 Mbps, 96pc duty cycle)**

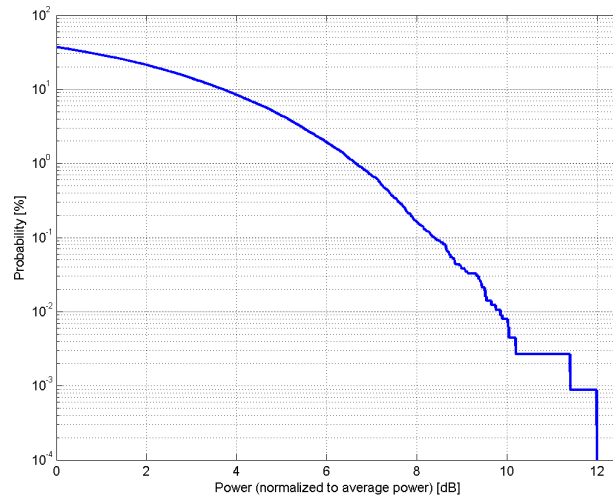
Group: WLAN
UID: 10316-AAB

PAR: ¹ **8.36 dB**
MIF: ² **-9.82 dB**

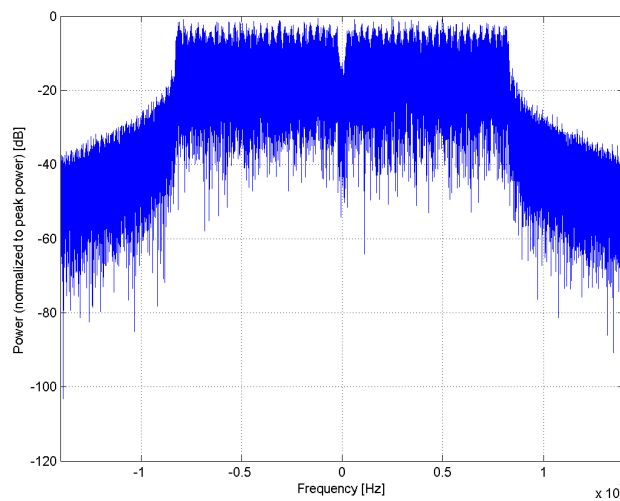
Standard Reference: IEEE 802.11g-2003 , Part 11
FCC SAR meas for 802 11 a b g v01r02 (248227 D01)
Category: Random amplitude modulation
Modulation: BPSK
Frequency Band: WLAN 2.4GHz (2412.0-2484.0 MHz, 20230)
Detailed Specification: Duty cycle: 96 %
PSDU length: 1000 bytes
Frame format: ERP-OFDM
Data Rate: 6Mbps
Burst on time: 1360us
Bandwidth: 20.0 MHz
Integration Time: 1.4 ms

¹ PAR (0.1%) in accordance with FCC KDB 971168, Section 6.0 "Measurement of the Peak-to-Average Power Ratio (PAPR)"

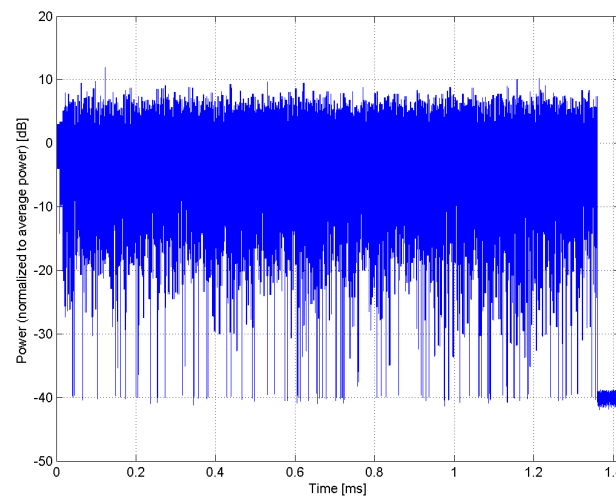
² Modulation Interference Factor (MIF) value valid only in conjunction with advanced probe response linearization calibration for the same communication system (same UID and version).



Complementary Cumulative Distribution Function (CCDF)



Frequency Domain



Time Domain

**Calibration Laboratory of
Schmid & Partner
Engineering AG**
Zeughausstrasse 43, 8004 Zurich, Switzerland

Name: **IEEE 802.11a WiFi 5 GHz (OFDM, 6 Mbps, 96pc duty cycle)**

Group: WLAN
UID: 10317-AAD

PAR: ¹ **8.36 dB**
MIF: ² **-9.82 dB**

Standard Reference: IEEE 802.11a-1999 (R2003) , Part 11
FCC SAR meas for 802 11 a b g v01r02 (248227 D01)

Category: Random amplitude modulation

Modulation: BPSK

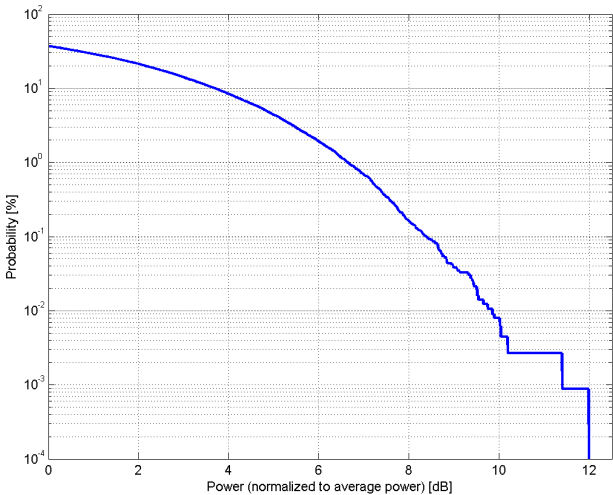
Frequency Band: WLAN 5GHz (4915.0 - 5825.0 MHz)
U-NII-1, U-NII-2A (5170 - 5330 MHz)
U-NII-2C Standalone (5490 - 5710 MHz)
U-NII-2C <5.65 GHz (5490 - 5650 MHz)
U-NII-3 Standalone (5735 - 5835 MHz)
U-NII-2C, U-NII-3 (5650 - 5835 MHz)
U-NII-4 (5.825 - 5.925 MHz)
Validation band (0.0 - 6000.0 MHz)

Detailed Specification: Duty cycle: 96%
PSDU length: 1000 bytes
Data Rate: 6Mbps
Burst on time: 1360us

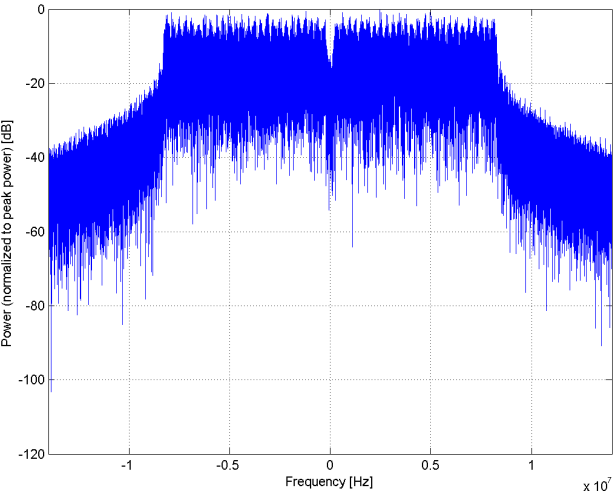
Bandwidth: 20.0 MHz
Integration Time: 1.4 ms

¹ PAR (0.1%) in accordance with FCC KDB 971168, Section 6.0 "Measurement of the Peak-to-Average Power Ratio (PAPR)"

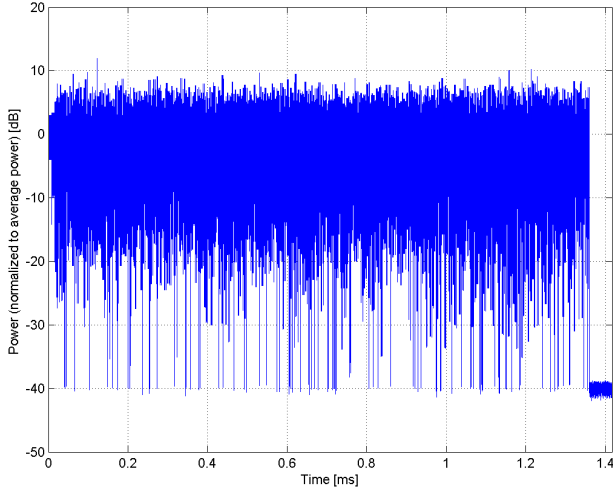
² Modulation Interference Factor (MIF) value valid only in conjunction with advanced probe response linearization calibration for the same communication system (same UID and version).



Complementary Cumulative Distribution Function (CCDF)



Frequency Domain



Time Domain

**Calibration Laboratory of
Schmid & Partner
Engineering AG**
Zeughausstrasse 43, 8004 Zurich, Switzerland

Name: **IEEE 802.11ac WiFi (20MHz, 64-QAM, 99pc duty cycle)**

Group: WLAN
UID: 10400-AAE

PAR: ¹ **8.37 dB**
MIF: ² **-17.01 dB**

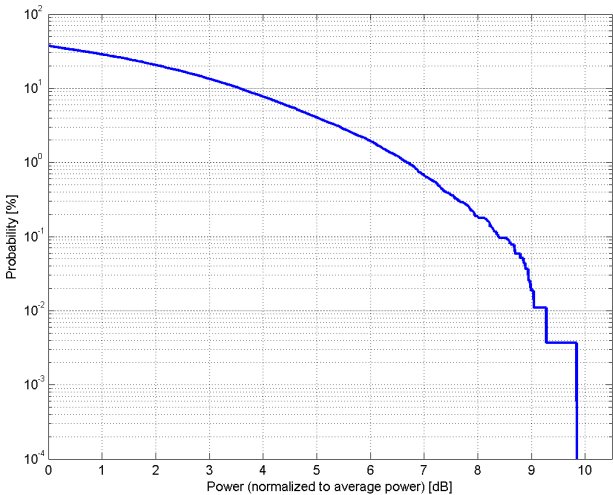
Standard Reference: -
Category: Random amplitude modulation
Modulation: 64-QAM
Frequency Band: WLAN 2.4GHz (2412.0 - 2484.0 MHz)
WLAN 5GHz (4915.0 - 5825.0 MHz)
U-NII-1, U-NII-2A (5170 - 5330 MHz)
U-NII-2C Standalone (5490 - 5710 MHz)
U-NII-2C <5.65 GHz (5490 - 5650 MHz)
U-NII-3 Standalone (5735 - 5835 MHz)
U-NII-2C, U-NII-3 (5650 - 5835 MHz)
U-NII-4 (5.825 - 5.925 MHz)
Validation band (0.0 - 6000.0 MHz)

Detailed Specification: Bandwidth: 20MHz
Duty cycle: 99%
MCS: 5
Number of spatial streams: 1
MPDU length: 4096

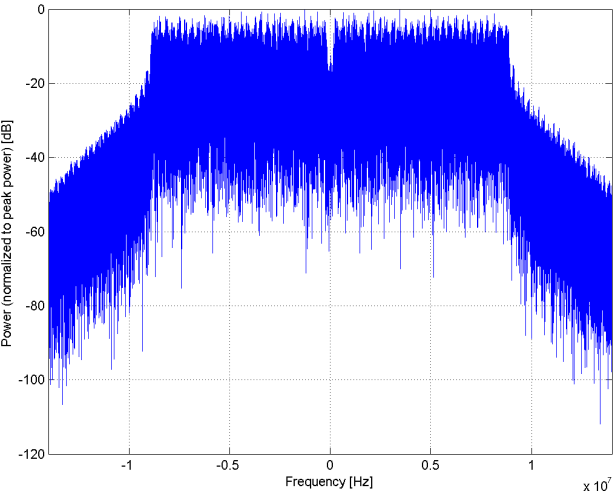
Bandwidth: 20.0 MHz
Integration Time: 6.8 ms

¹ PAR (0.1%) in accordance with FCC KDB 971168, Section 6.0 "Measurement of the Peak-to-Average Power Ratio (PAPR)"

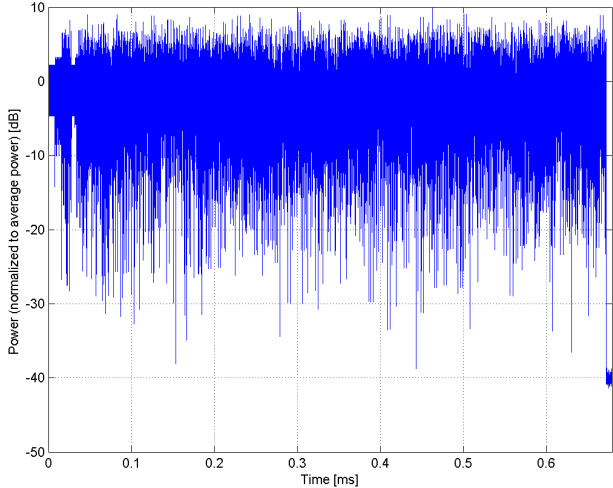
² Modulation Interference Factor (MIF) value valid only in conjunction with advanced probe response linearization calibration for the same communication system (same UID and version).



Complementary Cumulative Distribution Function (CCDF)



Frequency Domain



Time Domain

**Calibration Laboratory of
Schmid & Partner
Engineering AG**
Zeughausstrasse 43, 8004 Zurich, Switzerland

Name: **IEEE 802.11ac WiFi (40MHz, 64-QAM, 99pc duty cycle)**

Group: WLAN
UID: 10401-AAE

PAR: ¹ **8.60 dB**
MIF: ² **-15.53 dB**

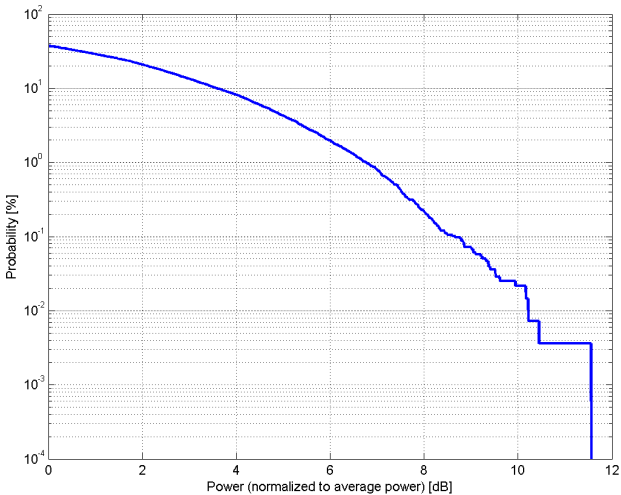
Standard Reference: -
Category: Random amplitude modulation
Modulation: 64-QAM
Frequency Band: WLAN 2.4GHz (2412.0 - 2484.0 MHz)
WLAN 5GHz (4915.0 - 5825.0 MHz)
U-NII-1, U-NII-2A (5170 - 5330 MHz)
U-NII-2C Standalone (5490 - 5710 MHz)
U-NII-2C <5.65 GHz (5490 - 5650 MHz)
U-NII-3 Standalone (5735 - 5835 MHz)
U-NII-2C, U-NII-3 (5650 - 5835 MHz)
U-NII-4 (5.825 - 5.925 MHz)
Validation band (0.0 - 6000.0 MHz)

Detailed Specification: Bandwidth: 40MHz
Duty cycle: 99%
MCS: 5
Number of spatial streams: 1
MPDU length: 4096

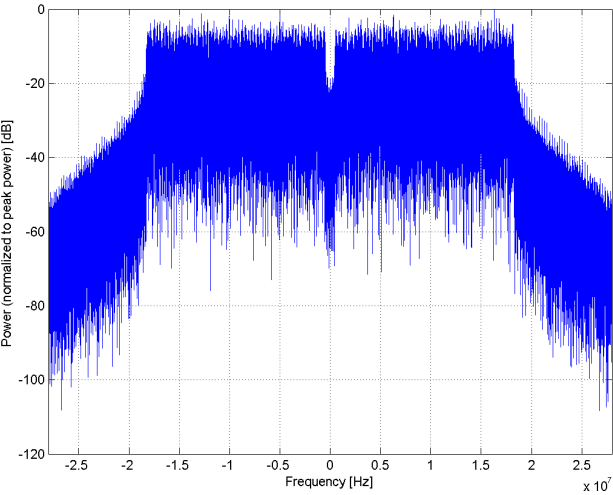
Bandwidth: 40.0 MHz
Integration Time: 3.5 ms

¹ PAR (0.1%) in accordance with FCC KDB 971168, Section 6.0 "Measurement of the Peak-to-Average Power Ratio (PAPR)"

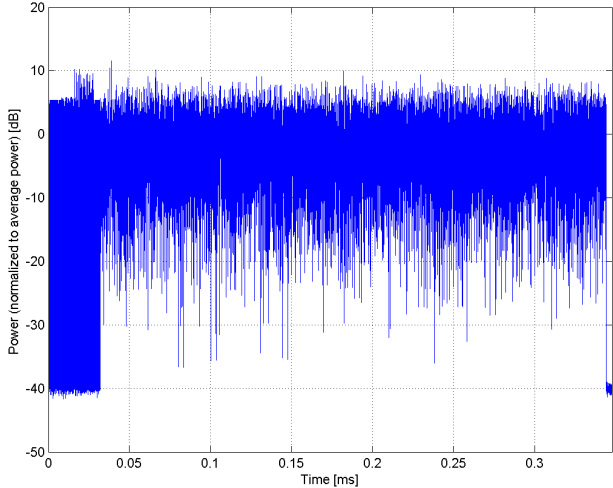
² Modulation Interference Factor (MIF) value valid only in conjunction with advanced probe response linearization calibration for the same communication system (same UID and version).



Complementary Cumulative Distribution Function (CCDF)



Frequency Domain



Time Domain

**Calibration Laboratory of
Schmid & Partner
Engineering AG**
Zeughausstrasse 43, 8004 Zurich, Switzerland

Name: **IEEE 802.11ac WiFi (80MHz, 64-QAM, 99pc duty cycle)**

Group: WLAN
UID: 10402-AAE

PAR: ¹ **8.53 dB**
MIF: ² **-28.95 dB**

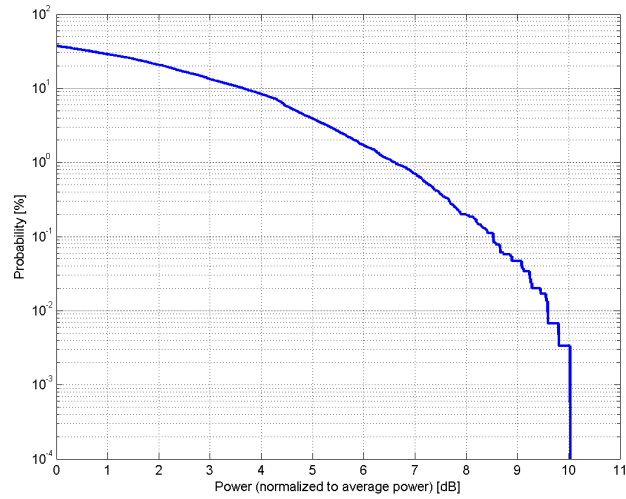
Standard Reference: -
Category: Random amplitude modulation
Modulation: 64-QAM
Frequency Band: WLAN 2.4GHz (2412.0 - 2484.0 MHz)
WLAN 5GHz (4915.0 - 5825.0 MHz)
U-NII-1, U-NII-2A (5170 - 5330 MHz)
U-NII-2C Standalone (5490 - 5710 MHz)
U-NII-2C <5.65 GHz (5490 - 5650 MHz)
U-NII-3 Standalone (5735 - 5835 MHz)
U-NII-2C, U-NII-3 (5650 - 5835 MHz)
U-NII-4 (5.825 - 5.925 MHz)
Validation band (0.0 - 6000.0 MHz)

Detailed Specification: Bandwidth: 80MHz
Duty cycle: 99%
MCS: 5
Number of spatial streams: 1
MPDU length: 4096

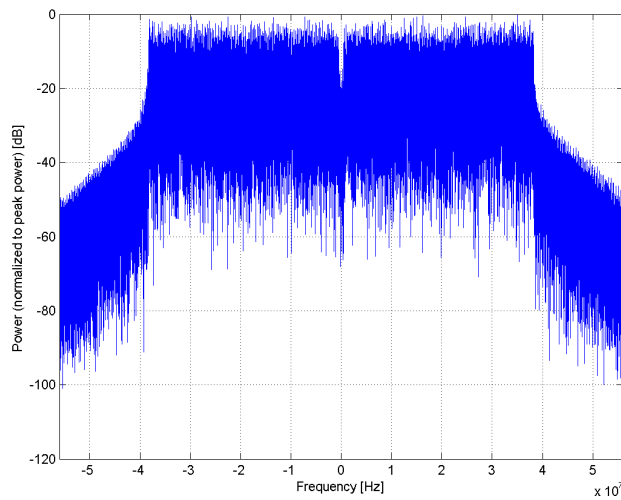
Bandwidth: 80.0 MHz
Integration Time: 1.9 ms

¹ PAR (0.1%) in accordance with FCC KDB 971168, Section 6.0 "Measurement of the Peak-to-Average Power Ratio (PAPR)"

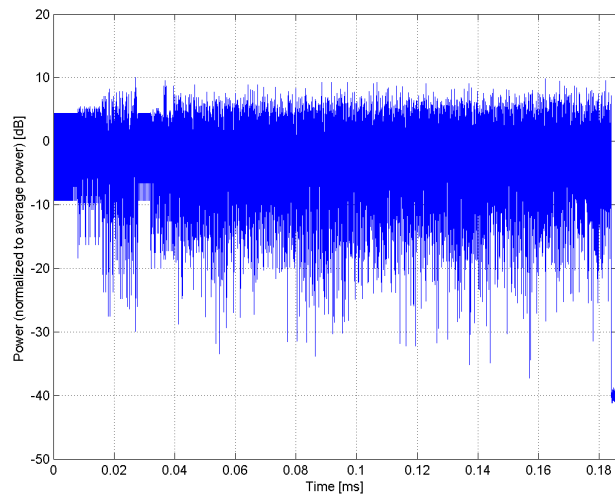
² Modulation Interference Factor (MIF) value valid only in conjunction with advanced probe response linearization calibration for the same communication system (same UID and version).



Complementary Cumulative Distribution Function (CCDF)



Frequency Domain



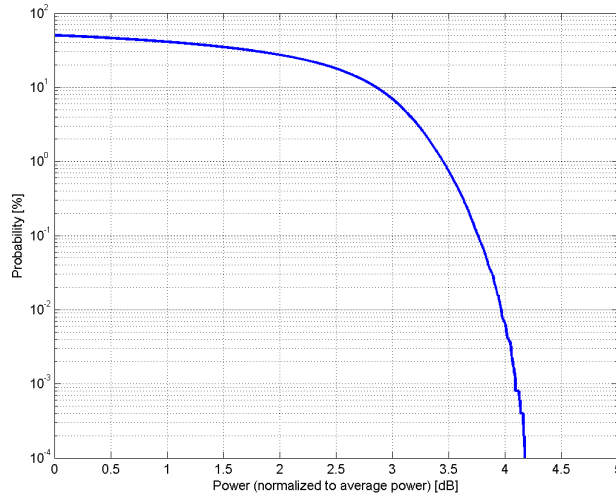
Time Domain

**Calibration Laboratory of
Schmid & Partner
Engineering AG**
Zeughausstrasse 43, 8004 Zurich, Switzerland

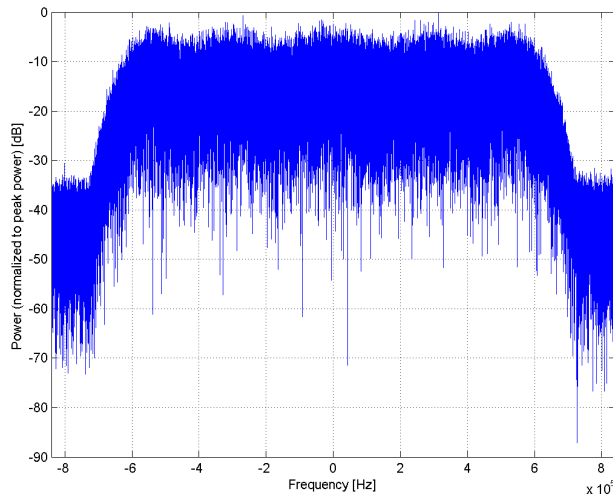
Name:	CDMA2000 (1xEV-DO, Rev. 0)
Group:	CDMA2000
UID:	10403-AAB
PAR: ¹	3.76 dB
MIF: ²	-17.67 dB
Standard Reference:	941225 D01 SAR test for 3G devices v02
Category:	Random amplitude modulation
Modulation:	BPSK
Frequency Band:	Band Class 0 (815.0-849.0 MHz, 20220) Band Class 1 (1850.0-1910.0 MHz, 20040) Band Class 2 (872.0-915.0 MHz, 20041) Band Class 3 (887.0-925.0 MHz, 20042) Band Class 4 (1750.0-1780.0 MHz, 20043) Band Class 5 (411.7-483.5 MHz, 20044) Band Class 6 (1920.0-1980.0 MHz, 20045) Band Class 7 (776.0-794.0 MHz, 20046) Band Class 8 (1710.0-1785.0 MHz, 20047) Band Class 9 (880.0-915.0 MHz, 20048) Band Class 10 (806.0-901.0 MHz, 20049) Band Class 11 (410.0-462.5 MHz, 20050) Band Class 12 (870.0-876.0 MHz, 20051) Band Class 13 (2500.0-2570.0 MHz, 20179) Band Class 14 (1850.0-1915.0 MHz, 20180) Band Class 15 (1710.0-1755.0 MHz, 20181) Band Class 16 (2502.0-2568.0 MHz, 20182) Band Class 18 (787.0-799.0 MHz, 20184) Band Class 19 (698.0-716.0 MHz, 20185) Band Class 20 (1626.5-1660.5 MHz, 20186) Band Class 21 (2000.0-2020.0 MHz, 20187)
Detailed Specification:	Physical Layer Configuration: Subtype 0 Reverse Data Channel: 153.6kbps Forward Traffic Channel: 2-slot version of 307.2kbps, ACK channel transmitting in all slots Access Terminal Power Control: "All bits up"
Bandwidth:	1.2 MHz
Integration Time:	100.0 ms

¹ PAR (0.1%) in accordance with FCC KDB 971168, Section 6.0 "Measurement of the Peak-to-Average Power Ratio (PAPR)"

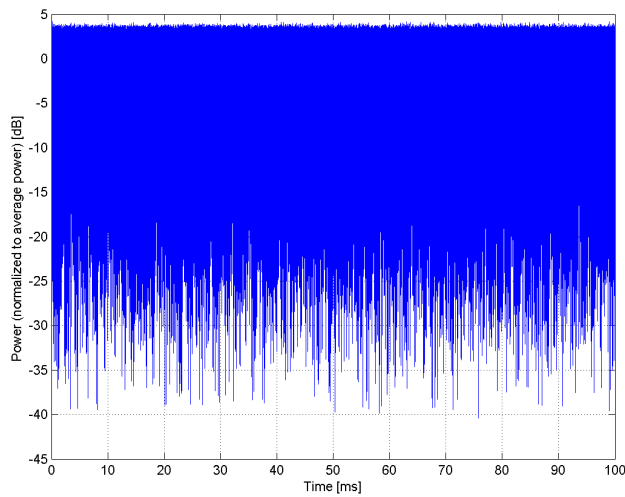
² Modulation Interference Factor (MIF) value valid only in conjunction with advanced probe response linearization calibration for the same communication system (same UID and version).



Complementary Cumulative Distribution Function (CCDF)



Frequency Domain



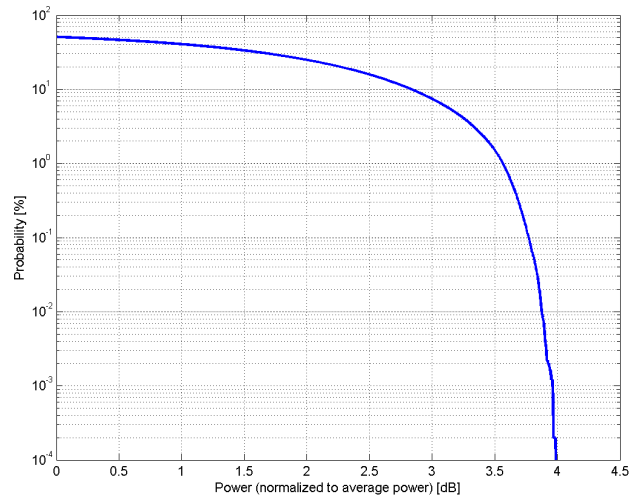
Time Domain

**Calibration Laboratory of
Schmid & Partner
Engineering AG**
Zeughausstrasse 43, 8004 Zurich, Switzerland

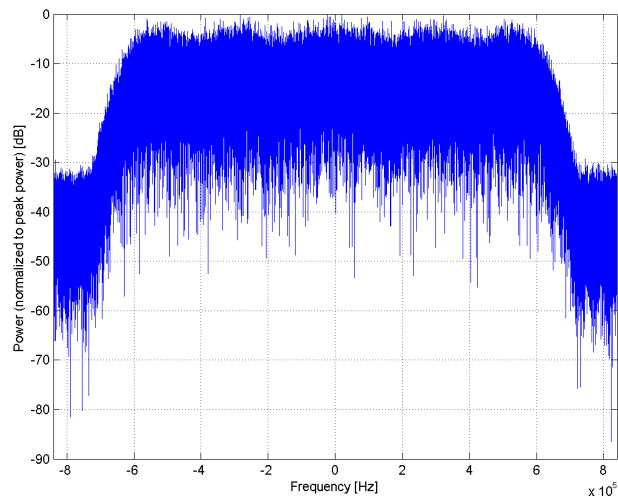
Name:	CDMA2000 (1xEV-DO, Rev. A)
Group:	CDMA2000
UID:	10404-AAB
PAR: ¹	3.77 dB
MIF: ²	-18.50 dB
Standard Reference:	941225 D01 SAR test for 3G devices v02
Category:	Random amplitude modulation
Modulation:	Q2
Frequency Band:	Band Class 0 (815.0-849.0 MHz, 20220) Band Class 1 (1850.0-1910.0 MHz, 20040) Band Class 2 (872.0-915.0 MHz, 20041) Band Class 3 (887.0-925.0 MHz, 20042) Band Class 4 (1750.0-1780.0 MHz, 20043) Band Class 5 (411.7-483.5 MHz, 20044) Band Class 6 (1920.0-1980.0 MHz, 20045) Band Class 7 (776.0-794.0 MHz, 20046) Band Class 8 (1710.0-1785.0 MHz, 20047) Band Class 9 (880.0-915.0 MHz, 20048) Band Class 10 (806.0-901.0 MHz, 20049) Band Class 11 (410.0-462.5 MHz, 20050) Band Class 12 (870.0-876.0 MHz, 20051) Band Class 13 (2500.0-2570.0 MHz, 20179) Band Class 14 (1850.0-1915.0 MHz, 20180) Band Class 15 (1710.0-1755.0 MHz, 20181) Band Class 16 (2502.0-2568.0 MHz, 20182) Band Class 18 (787.0-799.0 MHz, 20184) Band Class 19 (698.0-716.0 MHz, 20185) Band Class 20 (1626.5-1660.5 MHz, 20186) Band Class 21 (2000.0-2020.0 MHz, 20187)
Detailed Specification:	Physical Layer Configuration: Subtype 2 Reverse Data Channel Payload Size: 4096 bits, termination target of 16 slots Forward Traffic Channel: 2-slot version of 307.2kbps, ACK channel transmitting in all slots Access Terminal Power Control: "All bits up"
Bandwidth:	1.2 MHz
Integration Time:	100.0 ms

¹ PAR (0.1%) in accordance with FCC KDB 971168, Section 6.0 "Measurement of the Peak-to-Average Power Ratio (PAPR)"

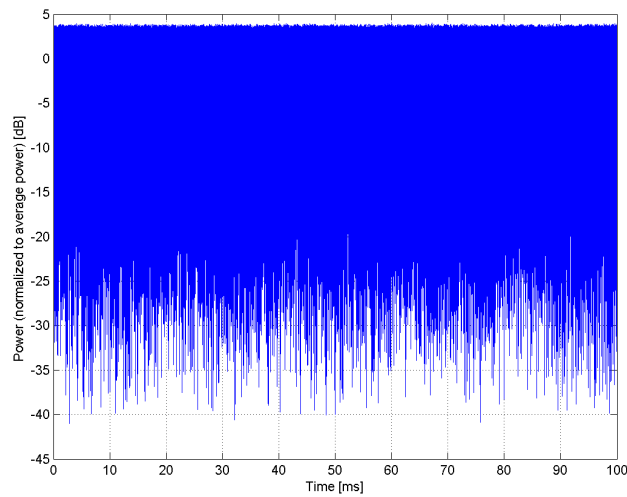
² Modulation Interference Factor (MIF) value valid only in conjunction with advanced probe response linearization calibration for the same communication system (same UID and version).



Complementary Cumulative Distribution Function (CCDF)



Frequency Domain



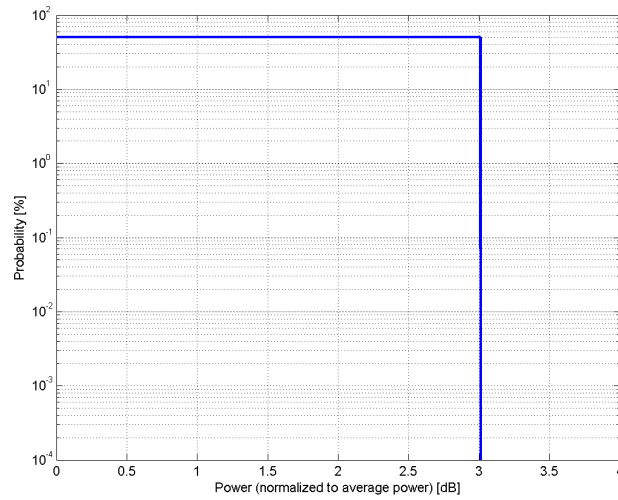
Time Domain

**Calibration Laboratory of
Schmid & Partner
Engineering AG**
Zeughausstrasse 43, 8004 Zurich, Switzerland

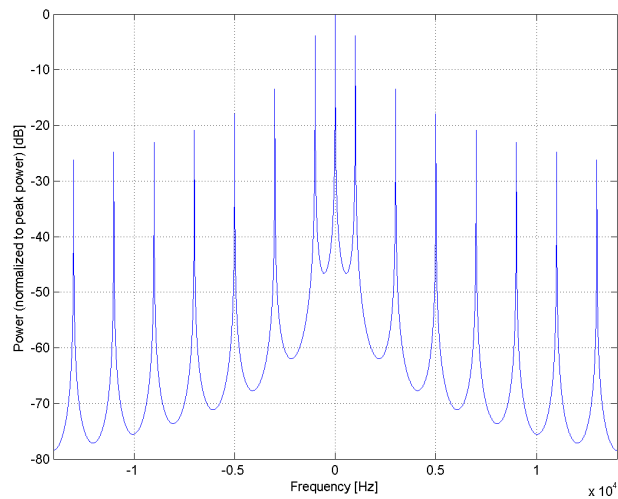
Name:	MRI (Square, 1ms, 0.5ms)
Group:	MRI
UID:	10405-AAC
PAR: ¹	3.01 dB
MIF: ²	-0.87 dB
Standard Reference:	-
Category:	Periodic pulsed modulation
Modulation:	AM
Frequency Band:	MRI 1.5T (59.0 - 69.0 MHz) MRI 3T (123.0 - 133.0 MHz) Validation band (0.0 - 6000.0 MHz)
Detailed Specification:	Custom Calibration Sequence Pulse Shape: rectangular Repetition Rate: 1 kHz Duty Cycle: 50%
Bandwidth:	0.0 MHz
Integration Time:	1.0 ms

¹ PAR (0.1%) in accordance with FCC KDB 971168, Section 6.0 "Measurement of the Peak-to-Average Power Ratio (PAPR)"

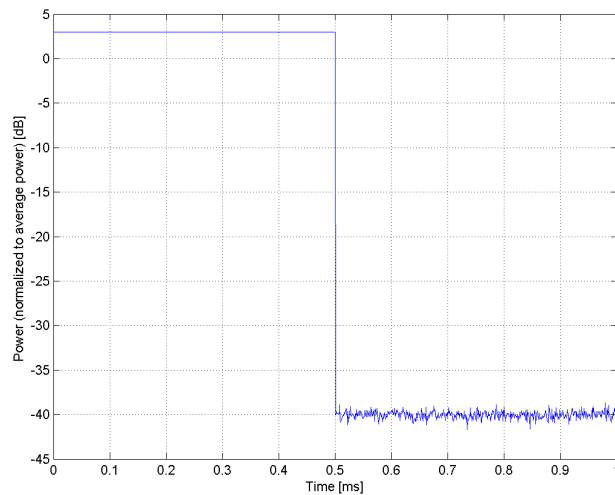
² Modulation Interference Factor (MIF) value valid only in conjunction with advanced probe response linearization calibration for the same communication system (same UID and version).



Complementary Cumulative Distribution Function (CCDF)



Frequency Domain



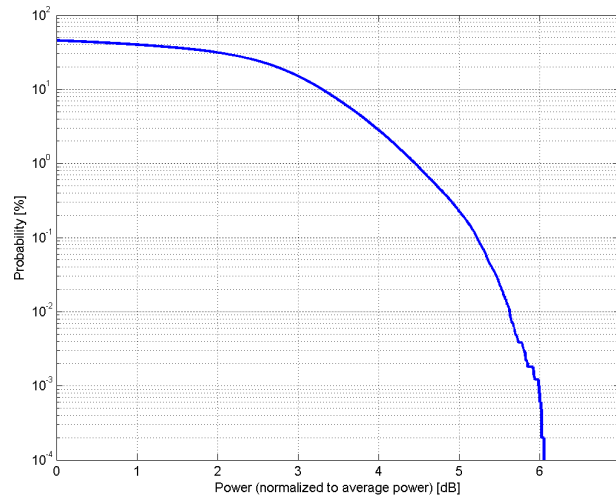
Time Domain

**Calibration Laboratory of
Schmid & Partner
Engineering AG**
Zeughausstrasse 43, 8004 Zurich, Switzerland

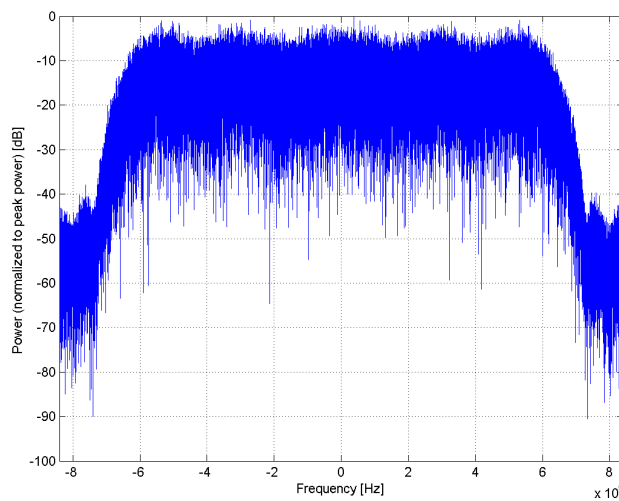
Name:	CDMA2000, RC3, SO32, SCH0, Full Rate
Group:	CDMA2000
UID:	10406-AAB
PAR: ¹	5.22 dB
MIF: ²	-16.62 dB
Standard Reference:	3GPP2 C.S0002-C-1, Chapter 2.1.3.9.2.3 FCC OET KDB 941225 D01 SAR test for 3G devices (v02)
Category:	Random amplitude modulation
Modulation:	BPSK
Frequency Band:	Band Class 0 (815.0-849.0 MHz, 20220) Band Class 1 (1850.0-1910.0 MHz, 20040) Band Class 2 (872.0-915.0 MHz, 20041) Band Class 3 (887.0-925.0 MHz, 20042) Band Class 4 (1750.0-1780.0 MHz, 20043) Band Class 5 (411.7-483.5 MHz, 20044) Band Class 6 (1920.0-1980.0 MHz, 20045) Band Class 7 (776.0-794.0 MHz, 20046) Band Class 8 (1710.0-1785.0 MHz, 20047) Band Class 9 (880.0-915.0 MHz, 20048) Band Class 10 (806.0-901.0 MHz, 20049) Band Class 11 (410.0-462.5 MHz, 20050) Band Class 12 (870.0-876.0 MHz, 20051) Band Class 13 (2500.0-2570.0 MHz, 20179) Band Class 14 (1850.0-1915.0 MHz, 20180) Band Class 15 (1710.0-1755.0 MHz, 20181) Band Class 16 (2502.0-2568.0 MHz, 20182) Band Class 18 (787.0-799.0 MHz, 20184) Band Class 19 (698.0-716.0 MHz, 20185) Band Class 20 (1626.5-1660.5 MHz, 20186) Band Class 21 (2000.0-2020.0 MHz, 20187)
Detailed Specification:	Radio Configuration 3 (RC3) Service Option 32 (SO32) SCH0 enabled Full frame rate FCH level: -7.4dB Power control bits: All bits up SCH0 level: -7dB PCH level: -12dB QPCH off Protocol revision: 6
Bandwidth:	1.2 MHz
Integration Time:	100.0 ms

¹ PAR (0.1%) in accordance with FCC KDB 971168, Section 6.0 "Measurement of the Peak-to-Average Power Ratio (PAPR)"

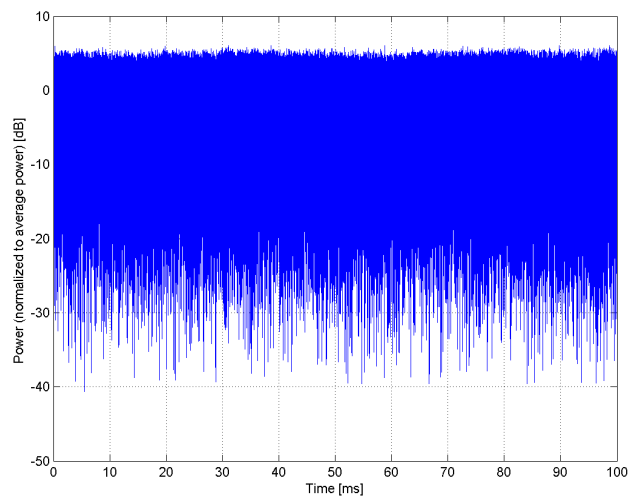
² Modulation Interference Factor (MIF) value valid only in conjunction with advanced probe response linearization calibration for the same communication system (same UID and version).



Complementary Cumulative Distribution Function (CCDF)



Frequency Domain



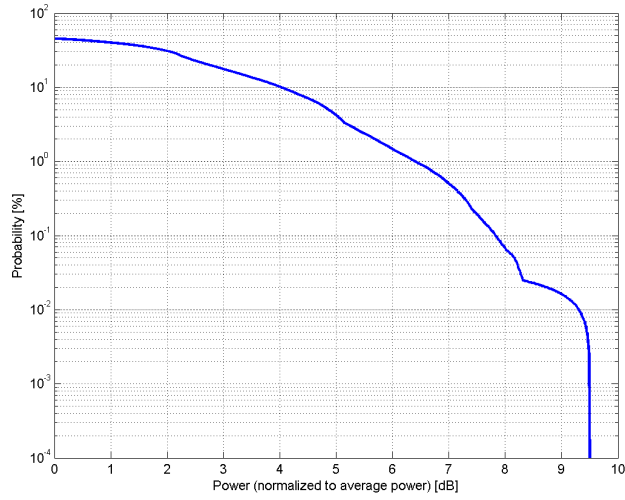
Time Domain

**Calibration Laboratory of
Schmid & Partner
Engineering AG**
Zeughausstrasse 43, 8004 Zurich, Switzerland

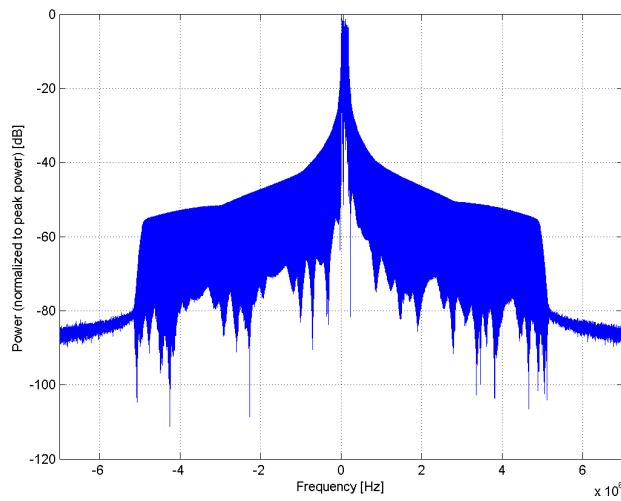
Name:	LTE-TDD (SC-FDMA, 1 RB, 10 MHz, QPSK, UL Subframe=2,3,4,7,8,9, Subframe Conf=4)
Group:	LTE-TDD
UID:	10410-AAH
PAR: ¹	7.82 dB
MIF: ²	-3.41 dB
Standard Reference:	3GPP / ETSI TS 136.101 V8.4.0 3GPP / ETSI TS 136.213 V8.4.0 FCC OET KDB 941225 D05 SAR for LTE Devices v01
Category:	Random amplitude modulation
Modulation:	QPSK
Frequency Band:	Band 33 (1900.0 - 1920.0 MHz) Band 34 (2010.0 - 2025.0 MHz) Band 35 (1850.0 - 1910.0 MHz) Band 36 (1930.0 - 1990.0 MHz) Band 37 (1910.0 - 1930.0 MHz) Band 38 (2570.0 - 2620.0 MHz) Band 39 (1880.0 - 1920.0 MHz) Band 40 (2300.0 - 2400.0 MHz) Band 41 (2496.0 - 2690.0 MHz) Band 42 (3400.0 - 3600.0 MHz) Band 43 (3600.0 - 3800.0 MHz) Band 44 (703.0 - 803.0 MHz) Band 45 (1447.0 - 1467.0 MHz) Band 46 (5150.0 - 5925.0 MHz) Band 47 (5855.0 - 5925.0 MHz) Band 48 (3550.0 - 3700.0 MHz) Band 49 (3550.0 - 3700.0 MHz) Band 50 (1432.0 - 1517.0 MHz) Band 52 (3300.0 - 3400.0 MHz) Band 53 (2483.5 - 2495.0 MHz) Validation band (0.0 - 6000.0 MHz)
Detailed Specification:	Modulation Scheme: SC-FDMA Uplink-downlink configuration: 0 Special Subframe configuration: 4 Number of Frames: 1 Settings for UL Subframe: 2,3,4,7,8,9 Number of PUSCHs: 1 Modulation Scheme: QPSK Allocated RB: 1 Start Number of RB: 25 Data Type: PN9fix
Bandwidth:	10.0 MHz
Integration Time:	10.0 ms

¹ PAR (0.1%) in accordance with FCC KDB 971168, Section 6.0 "Measurement of the Peak-to-Average Power Ratio (PAPR)"

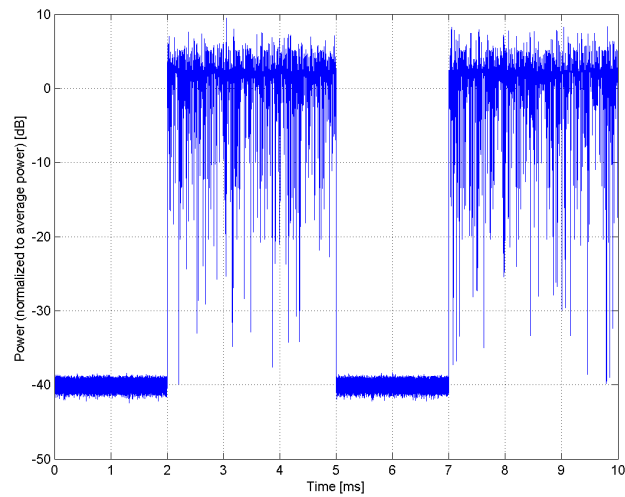
² Modulation Interference Factor (MIF) value valid only in conjunction with advanced probe response linearization calibration for the same communication system (same UID and version).



Complementary Cumulative Distribution Function (CCDF)



Frequency Domain



Time Domain

**Calibration Laboratory of
Schmid & Partner
Engineering AG**
Zeughausstrasse 43, 8004 Zurich, Switzerland

Name: **IEEE 802.11b WiFi 2.4 GHz (DSSS, 1 Mbps, 99pc duty cycle)**

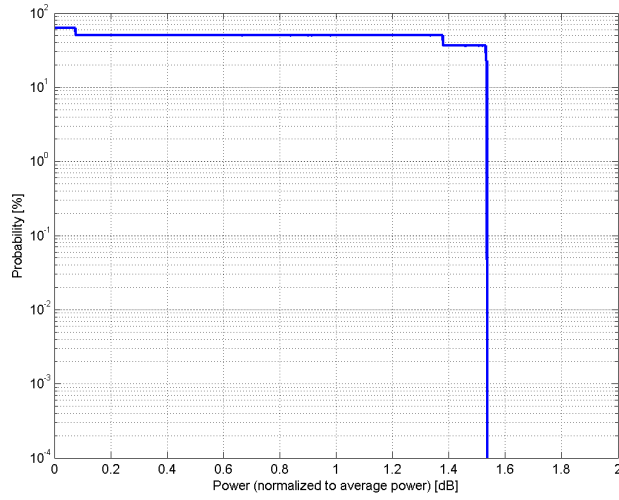
Group: WLAN
UID: 10415-AAA

PAR: ¹ **1.54 dB**
MIF: ² **-17.55 dB**

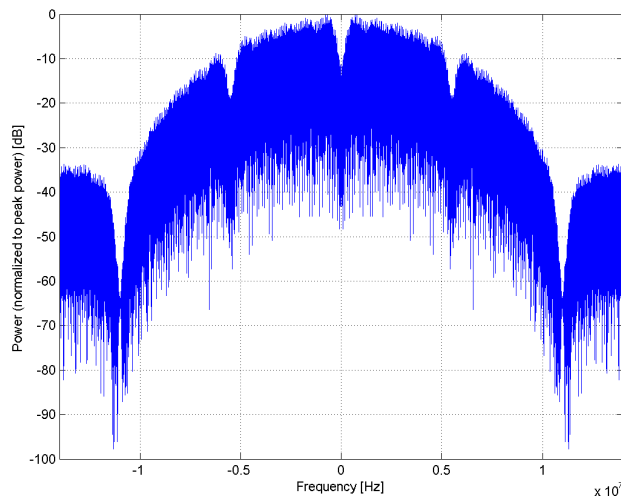
Standard Reference: IEEE 802.11-2012
FCC SAR meas for 802 11 a b g v01r02 (248227 D01)
Category: Random amplitude modulation
Modulation: DBPSK
Frequency Band: WLAN 2.4GHz (2412.0-2484.0 MHz, 20230)
Detailed Specification: Duty cycle: 99 %
PSDU length: 1024 bytes
Preamble type: long
Data Rate: 1Mbps
Burst on time: 8384us
Bandwidth: 20.0 MHz
Integration Time: 8.5 ms

¹ PAR (0.1%) in accordance with FCC KDB 971168, Section 6.0 "Measurement of the Peak-to-Average Power Ratio (PAPR)"

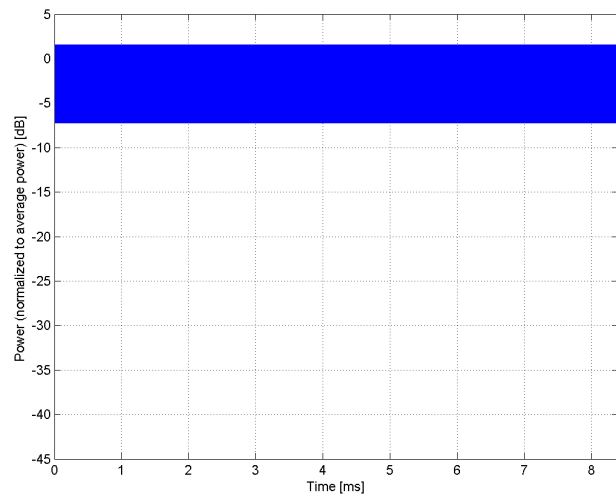
² Modulation Interference Factor (MIF) value valid only in conjunction with advanced probe response linearization calibration for the same communication system (same UID and version).



Complementary Cumulative Distribution Function (CCDF)



Frequency Domain



Time Domain

**Calibration Laboratory of
Schmid & Partner
Engineering AG**
Zeughausstrasse 43, 8004 Zurich, Switzerland

Name: **IEEE 802.11g WiFi 2.4 GHz (ERP-OFDM, 6 Mbps, 99pc duty cycle)**

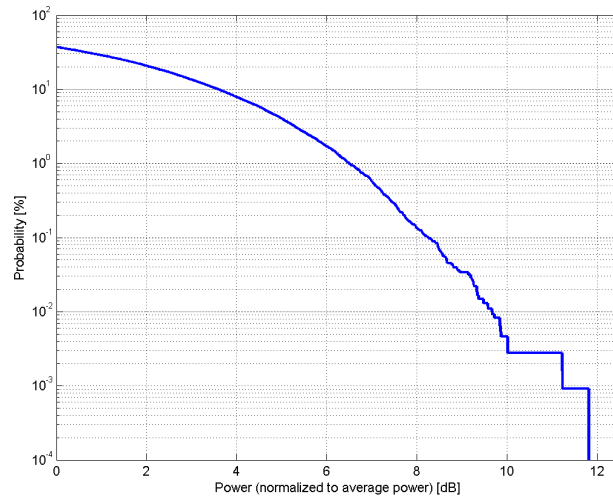
Group: WLAN
UID: 10416-AAA

PAR: ¹ **8.23 dB**
MIF: ² **-18.74 dB**

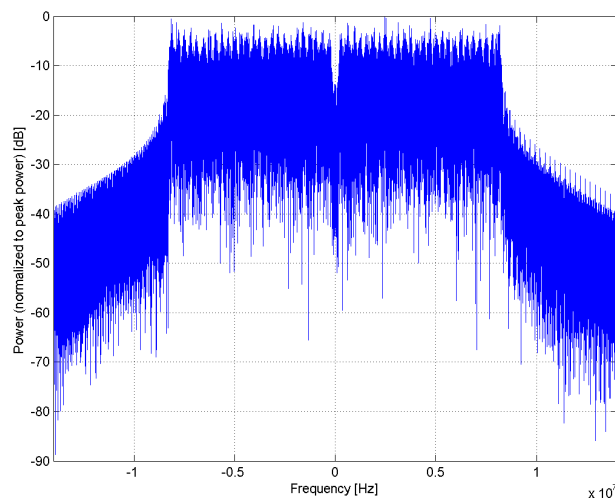
Standard Reference: IEEE 802.11 2012
FCC SAR meas for 802 11 a b g v01r02 (248227 D01)
Category: Random amplitude modulation
Modulation: BPSK
Frequency Band: WLAN 2.4GHz (2412.0-2484.0 MHz, 20230)
Detailed Specification: Duty cycle: 99 %
PSDU length: 1000 bytes
Frame format: ERP-OFDM
Data Rate: 6Mbps
Burst on time: 1360us
Preamble type: long
Bandwidth: 20.0 MHz
Integration Time: 1.4 ms

¹ PAR (0.1%) in accordance with FCC KDB 971168, Section 6.0 "Measurement of the Peak-to-Average Power Ratio (PAPR)"

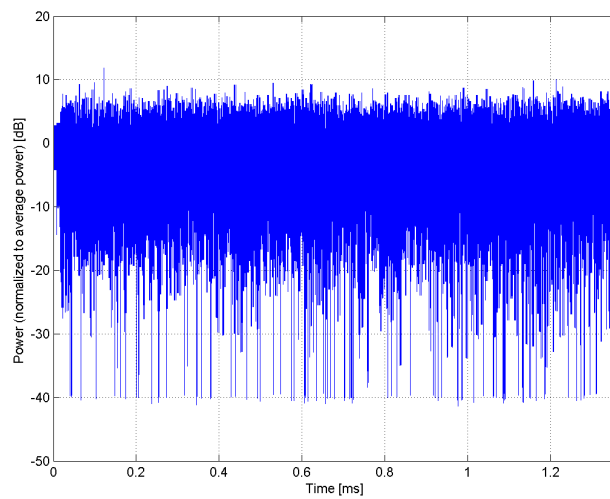
² Modulation Interference Factor (MIF) value valid only in conjunction with advanced probe response linearization calibration for the same communication system (same UID and version).



Complementary Cumulative Distribution Function (CCDF)



Frequency Domain



Time Domain

**Calibration Laboratory of
Schmid & Partner
Engineering AG**
Zeughausstrasse 43, 8004 Zurich, Switzerland

Name: **IEEE 802.11a/h WiFi 5 GHz (OFDM, 6 Mbps, 99pc duty cycle)**

Group: WLAN
UID: 10417-AAC

PAR: ¹ **8.23 dB**
MIF: ² **-18.74 dB**

Standard Reference: IEEE 802.11-2012
FCC SAR meas for 802 11 a b g v01r02 (248227 D01)

Category: Random amplitude modulation

Modulation: BPSK

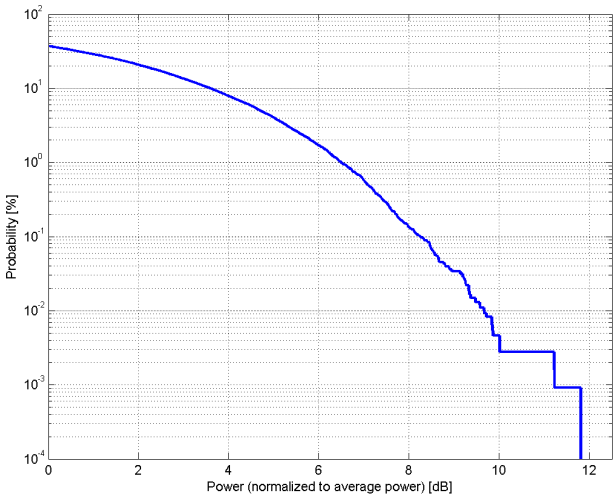
Frequency Band: WLAN 5GHz (4915.0 - 5825.0 MHz)
U-NII-1, U-NII-2A (5170 - 5330 MHz)
U-NII-2C Standalone (5490 - 5710 MHz)
U-NII-2C <5.65 GHz (5490 - 5650 MHz)
U-NII-3 Standalone (5735 - 5835 MHz)
U-NII-2C, U-NII-3 (5650 - 5835 MHz)
U-NII-4 (5.825 - 5.925 MHz)
Validation band (0.0 - 6000.0 MHz)

Detailed Specification: Duty cycle: 99%
PSDU length: 1000 bytes
Data Rate: 6Mbps
Burst on time: 1360us

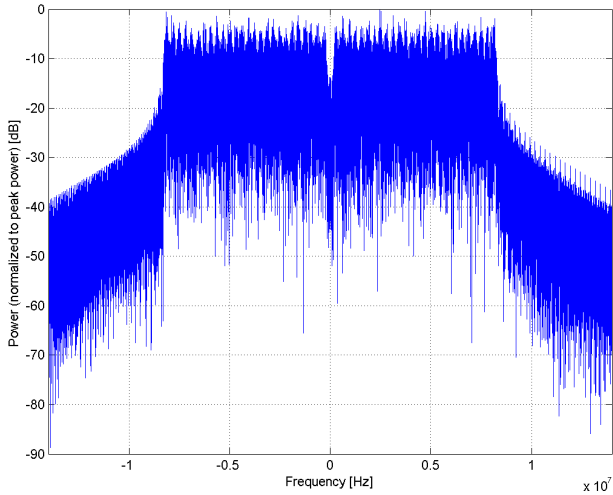
Bandwidth: 20.0 MHz
Integration Time: 1.4 ms

¹ PAR (0.1%) in accordance with FCC KDB 971168, Section 6.0 "Measurement of the Peak-to-Average Power Ratio (PAPR)"

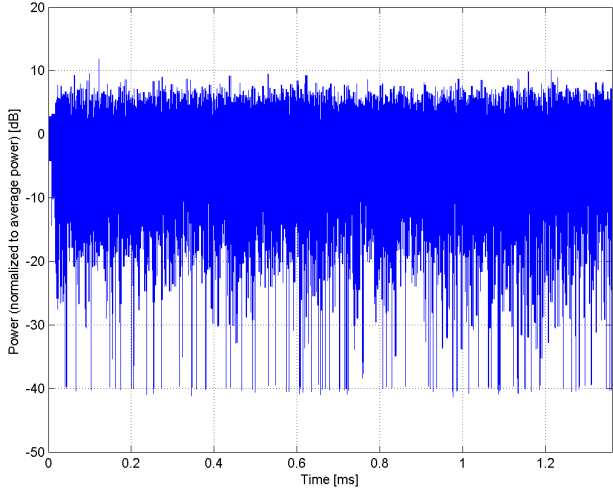
² Modulation Interference Factor (MIF) value valid only in conjunction with advanced probe response linearization calibration for the same communication system (same UID and version).



Complementary Cumulative Distribution Function (CCDF)



Frequency Domain



Time Domain

**Calibration Laboratory of
Schmid & Partner
Engineering AG**
Zeughausstrasse 43, 8004 Zurich, Switzerland

Name: **IEEE 802.11g WiFi 2.4 GHz (DSSS-OFDM, 6 Mbps, 99pc duty cycle, Long preamble)**

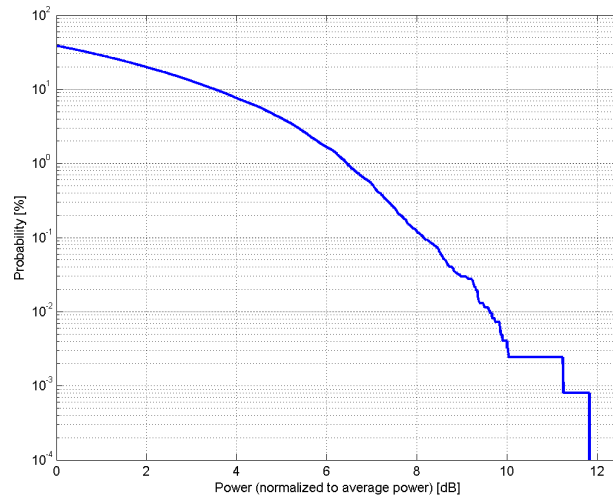
Group: WLAN
UID: 10418-AAA

PAR: ¹ **8.14 dB**
MIF: ² **-17.11 dB**

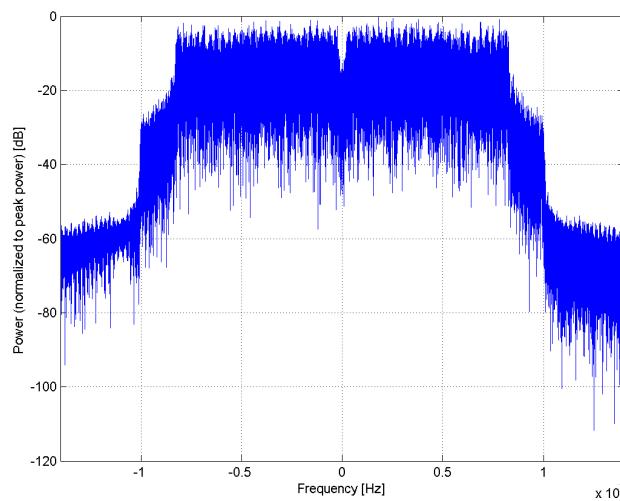
Standard Reference: IEEE 802.11-2012
FCC SAR meas for 802 11 a b g v01r02 (248227 D01)
Category: Random amplitude modulation
Modulation: BPSK
Frequency Band: WLAN 2.4GHz (2412.0-2484.0 MHz, 20230)
Detailed Specification: Duty cycle: 99 %
PSDU length: 1000 bytes
Frame format: DSSS-OFDM
Data Rate: 6Mbps
Burst on time: 1496us
Preamble type: long
Bandwidth: 20.0 MHz
Integration Time: 1.5 ms

¹ PAR (0.1%) in accordance with FCC KDB 971168, Section 6.0 "Measurement of the Peak-to-Average Power Ratio (PAPR)"

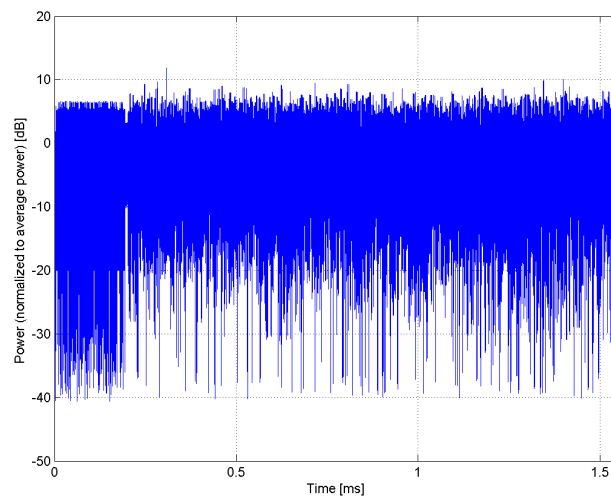
² Modulation Interference Factor (MIF) value valid only in conjunction with advanced probe response linearization calibration for the same communication system (same UID and version).



Complementary Cumulative Distribution Function (CCDF)



Frequency Domain



Time Domain

**Calibration Laboratory of
Schmid & Partner
Engineering AG**
Zeughausstrasse 43, 8004 Zurich, Switzerland

Name: **IEEE 802.11g WiFi 2.4 GHz (DSSS-OFDM, 6 Mbps, 99pc duty cycle, Short preamble)**

Group: WLAN
UID: 10419-AAA

PAR: ¹ **8.19 dB**
MIF: ² **-18.31 dB**

Standard Reference: IEEE 802.11-2012
FCC SAR meas for 802 11 a b g v01r02 (248227 D01)

Category: Random amplitude modulation

Modulation: BPSK

Frequency Band: WLAN 2.4GHz (2412.0-2484.0 MHz, 20230)

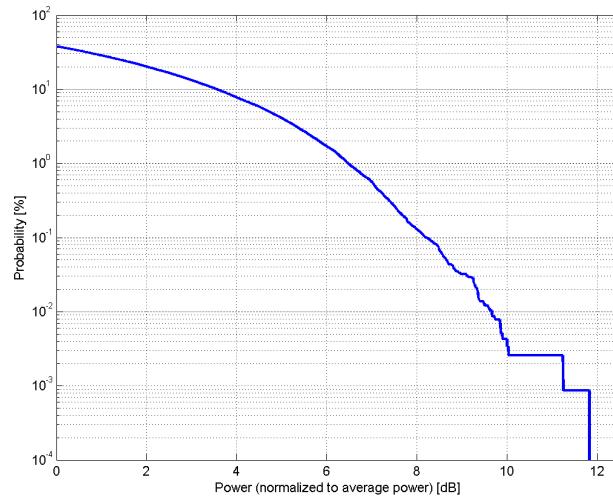
Detailed Specification: Duty cycle: 99 %
PSDU length: 1000 bytes
Frame format: DSSS-OFDM
Data Rate: 6Mbps
Burst on time: 1496us
Preamble type: short

Bandwidth: 20.0 MHz

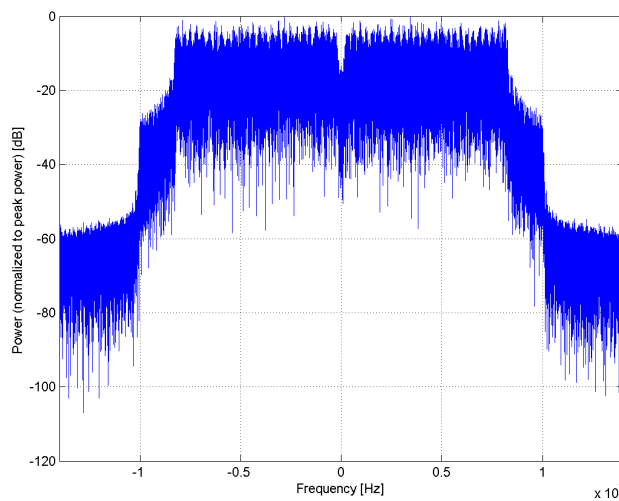
Integration Time: 1.5 ms

¹ PAR (0.1%) in accordance with FCC KDB 971168, Section 6.0 "Measurement of the Peak-to-Average Power Ratio (PAPR)"

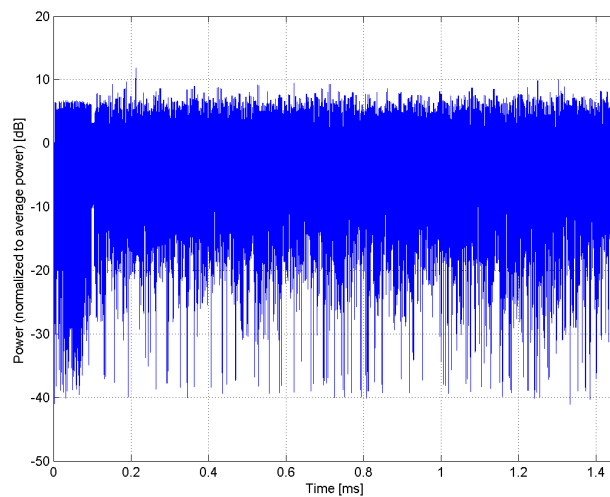
² Modulation Interference Factor (MIF) value valid only in conjunction with advanced probe response linearization calibration for the same communication system (same UID and version).



Complementary Cumulative Distribution Function (CCDF)



Frequency Domain



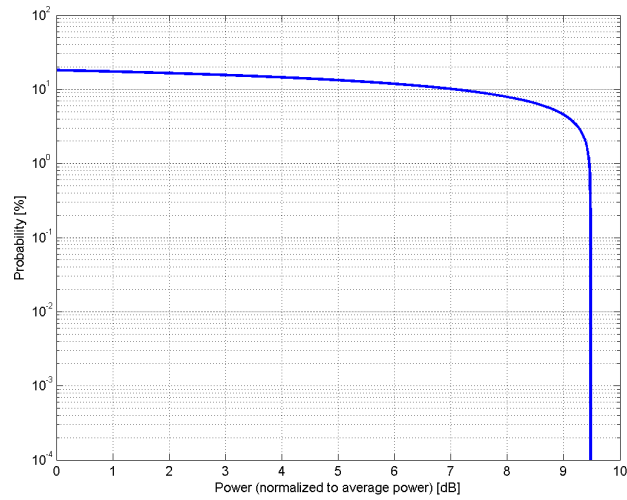
Time Domain

**Calibration Laboratory of
Schmid & Partner
Engineering AG**
Zeughausstrasse 43, 8004 Zurich, Switzerland

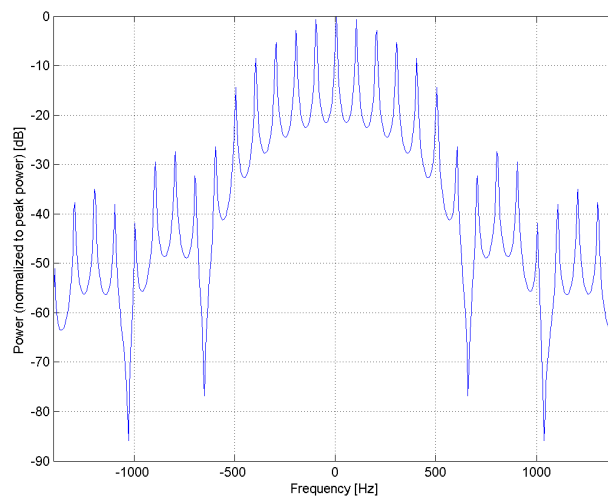
Name:	FSE MRI sequence (pi Sinc, 10ms, 2.5 ms)
Group:	MRI
UID:	10421-AAC
PAR: ¹	9.48 dB
MIF: ²	1.87 dB
Standard Reference:	SPEAG
Category:	Periodic pulsed modulation
Modulation:	AM
Frequency Band:	MRI 1.5T (59.0 - 69.0 MHz) MRI 3T (123.0 - 133.0 MHz) Validation band (0.0 - 6000.0 MHz)
Detailed Specification:	Calibration Sequence for Fast Spin Echo Pulse Shape: Sinc +/- Pi Repetition Rate: 100 Hz Duty Cycle: 25%
Bandwidth:	0.0 MHz
Integration Time:	10.0 ms

¹ PAR (0.1%) in accordance with FCC KDB 971168, Section 6.0 "Measurement of the Peak-to-Average Power Ratio (PAPR)"

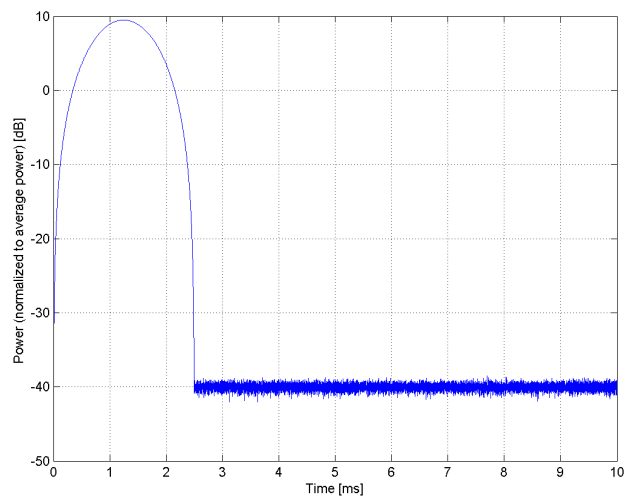
² Modulation Interference Factor (MIF) value valid only in conjunction with advanced probe response linearization calibration for the same communication system (same UID and version).



Complementary Cumulative Distribution Function (CCDF)



Frequency Domain



Time Domain

**Calibration Laboratory of
Schmid & Partner
Engineering AG**
Zeughausstrasse 43, 8004 Zurich, Switzerland

Name: **IEEE 802.11n (HT Greenfield, 7.2 Mbps, BPSK)**

Group: WLAN
UID: 10422-AAC

PAR: ¹ **8.32 dB**
MIF: ² **-14.20 dB**

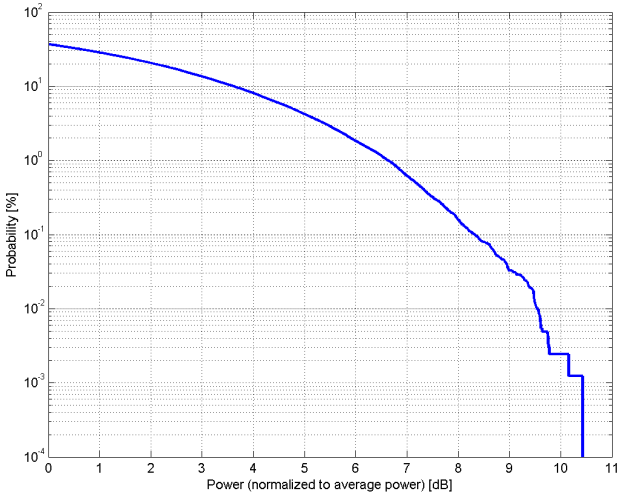
Standard Reference: IEEE 802.11n-2009
Category: Random amplitude modulation
Modulation: BPSK
Frequency Band: WLAN 2.4GHz (2412.0 - 2484.0 MHz)
WLAN 5GHz (4915.0 - 5825.0 MHz)
U-NII-1, U-NII-2A (5170 - 5330 MHz)
U-NII-2C Standalone (5490 - 5710 MHz)
U-NII-2C <5.65 GHz (5490 - 5650 MHz)
U-NII-3 Standalone (5735 - 5835 MHz)
U-NII-2C, U-NII-3 (5650 - 5835 MHz)
U-NII-4 (5.825 - 5.925 MHz)
Validation band (0.0 - 6000.0 MHz)

Detailed Specification: Modulation: BPSK
Data Rate: 7.2 Mbps
PPDU Format: HT Greenfield
PPDU Type: 20 MHz
MCS Index: 0
Guard Interval: Short
Duty Cycle: 99%

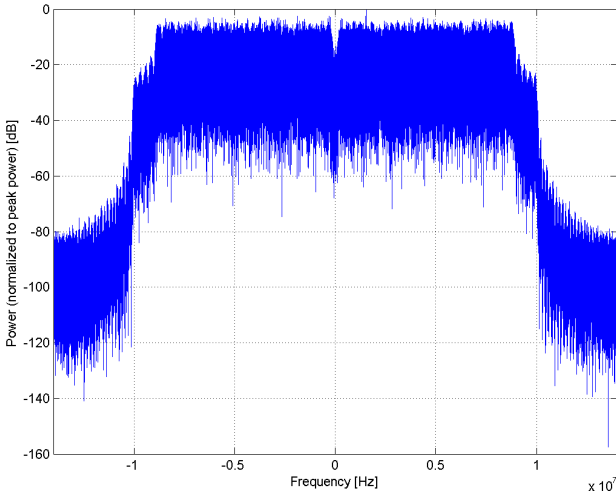
Bandwidth: 20.0 MHz
Integration Time: 2.0 ms

¹ PAR (0.1%) in accordance with FCC KDB 971168, Section 6.0 "Measurement of the Peak-to-Average Power Ratio (PAPR)"

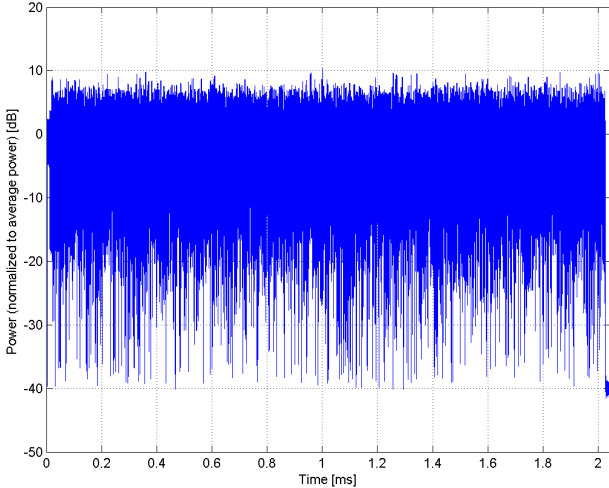
² Modulation Interference Factor (MIF) value valid only in conjunction with advanced probe response linearization calibration for the same communication system (same UID and version).



Complementary Cumulative Distribution Function (CCDF)



Frequency Domain



Time Domain

**Calibration Laboratory of
Schmid & Partner
Engineering AG**
Zeughausstrasse 43, 8004 Zurich, Switzerland

Name: **IEEE 802.11n (HT Greenfield, 43.3 Mbps, 16-QAM)**

Group: WLAN
UID: 10423-AAC

PAR: ¹ **8.47 dB**
MIF: ² **-13.60 dB**

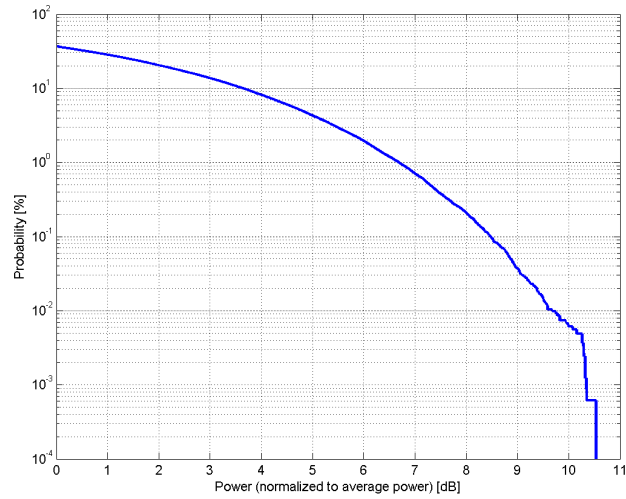
Standard Reference: IEEE 802.11n-2009
Category: Random amplitude modulation
Modulation: BPSK
Frequency Band: WLAN 2.4GHz (2412.0 - 2484.0 MHz)
WLAN 5GHz (4915.0 - 5825.0 MHz)
U-NII-1, U-NII-2A (5170 - 5330 MHz)
U-NII-2C Standalone (5490 - 5710 MHz)
U-NII-2C <5.65 GHz (5490 - 5650 MHz)
U-NII-3 Standalone (5735 - 5835 MHz)
U-NII-2C, U-NII-3 (5650 - 5835 MHz)
U-NII-4 (5.825 - 5.925 MHz)
Validation band (0.0 - 6000.0 MHz)

Detailed Specification: Modulation: 16-QAM
Data Rate: 43.3 Mbps
PPDU Format: HT Greenfield
PPDU Type: 20 MHz
MCS Index: 4
Guard Interval: Short
Duty Cycle: 99%

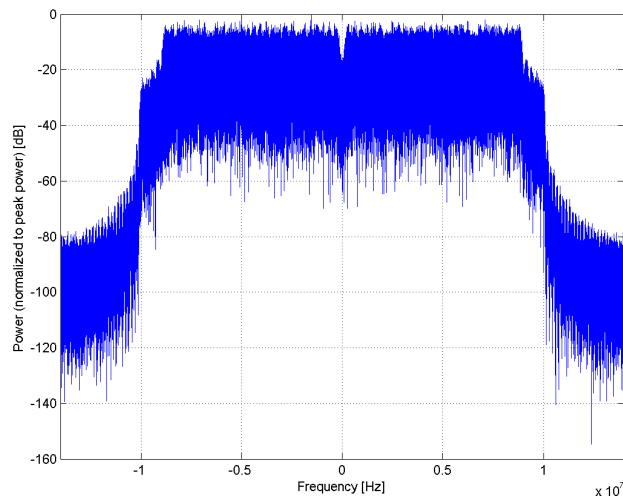
Bandwidth: 20.0 MHz
Integration Time: 2.0 ms

¹ PAR (0.1%) in accordance with FCC KDB 971168, Section 6.0 "Measurement of the Peak-to-Average Power Ratio (PAPR)"

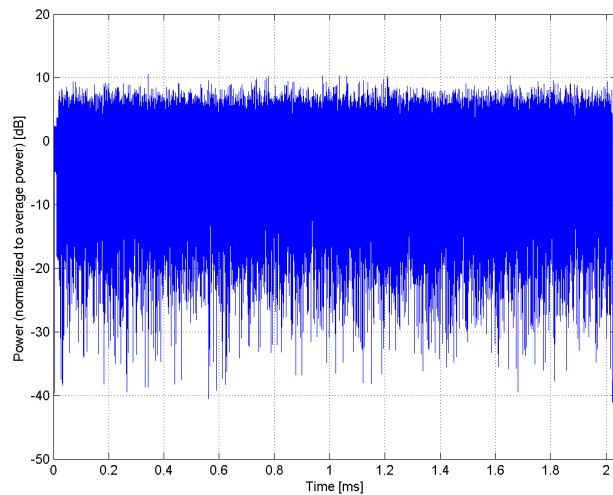
² Modulation Interference Factor (MIF) value valid only in conjunction with advanced probe response linearization calibration for the same communication system (same UID and version).



Complementary Cumulative Distribution Function (CCDF)



Frequency Domain



Time Domain

**Calibration Laboratory of
Schmid & Partner
Engineering AG**
Zeughausstrasse 43, 8004 Zurich, Switzerland

Name: **IEEE 802.11n (HT Greenfield, 72.2 Mbps, 64-QAM)**

Group: WLAN
UID: 10424-AAC

PAR: ¹ **8.40 dB**
MIF: ² **-13.84 dB**

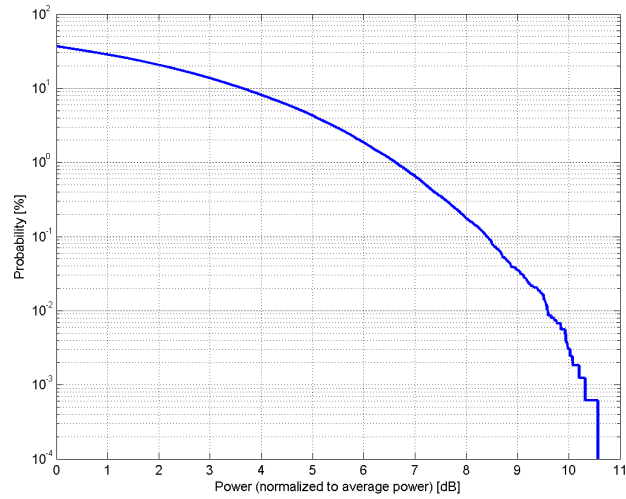
Standard Reference: IEEE 802.11n-2009
Category: Random amplitude modulation
Modulation: BPSK
Frequency Band: WLAN 2.4GHz (2412.0 - 2484.0 MHz)
WLAN 5GHz (4915.0 - 5825.0 MHz)
U-NII-1, U-NII-2A (5170 - 5330 MHz)
U-NII-2C Standalone (5490 - 5710 MHz)
U-NII-2C <5.65 GHz (5490 - 5650 MHz)
U-NII-3 Standalone (5735 - 5835 MHz)
U-NII-2C, U-NII-3 (5650 - 5835 MHz)
U-NII-4 (5.825 - 5.925 MHz)
Validation band (0.0 - 6000.0 MHz)

Detailed Specification: Modulation: 64-QAM
Data Rate: 72.2 Mbps
PPDU Format: HT Greenfield
PPDU Type: 20 MHz
MCS Index: 7
Guard Interval: Short
Payload Length: 1767

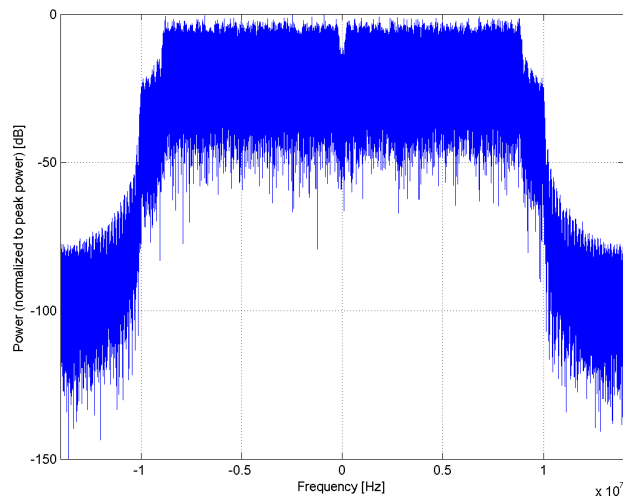
Bandwidth: 20.0 MHz
Integration Time: 2.0 ms

¹ PAR (0.1%) in accordance with FCC KDB 971168, Section 6.0 "Measurement of the Peak-to-Average Power Ratio (PAPR)"

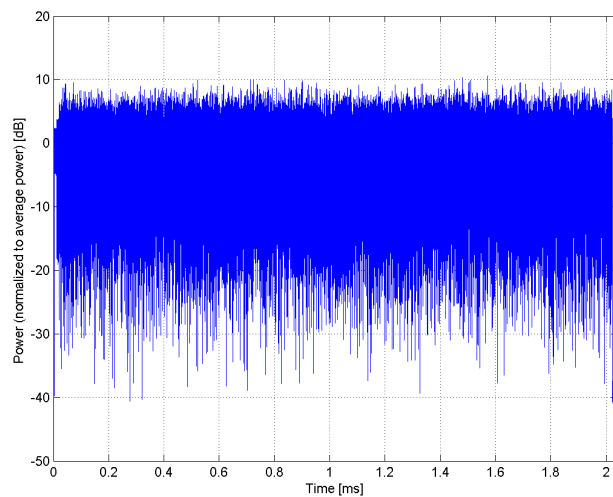
² Modulation Interference Factor (MIF) value valid only in conjunction with advanced probe response linearization calibration for the same communication system (same UID and version).



Complementary Cumulative Distribution Function (CCDF)



Frequency Domain



Time Domain

**Calibration Laboratory of
Schmid & Partner
Engineering AG**
Zeughausstrasse 43, 8004 Zurich, Switzerland

Name: **IEEE 802.11n (HT Greenfield, 15 Mbps, BPSK)**

Group: WLAN
UID: 10425-AAC

PAR: ¹ **8.41 dB**
MIF: ² **-13.52 dB**

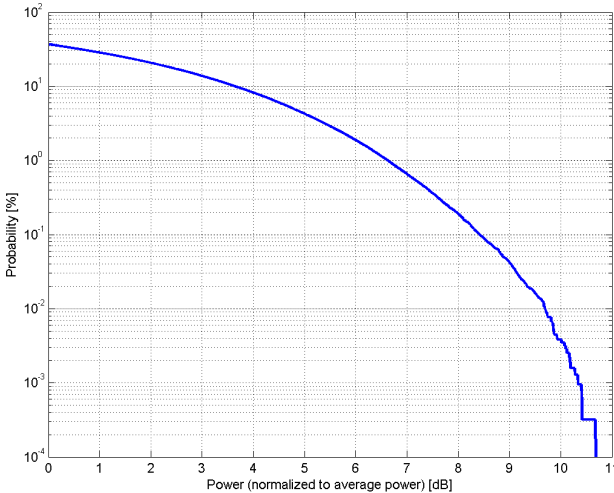
Standard Reference: IEEE 802.11n-2009
Category: Random amplitude modulation
Modulation: BPSK
Frequency Band: WLAN 2.4GHz (2412.0 - 2484.0 MHz)
WLAN 5GHz (4915.0 - 5825.0 MHz)
U-NII-1, U-NII-2A (5170 - 5330 MHz)
U-NII-2C Standalone (5490 - 5710 MHz)
U-NII-2C <5.65 GHz (5490 - 5650 MHz)
U-NII-3 Standalone (5735 - 5835 MHz)
U-NII-2C, U-NII-3 (5650 - 5835 MHz)
U-NII-4 (5.825 - 5.925 MHz)
Validation band (0.0 - 6000.0 MHz)

Detailed Specification: Modulation: BPSK
Data Rate: 15 Mbps
PPDU Format: HT Greenfield
PPDU Type: 40 MHz
MCS Index: 0
Guard Interval: Short
Payload Length: 1767

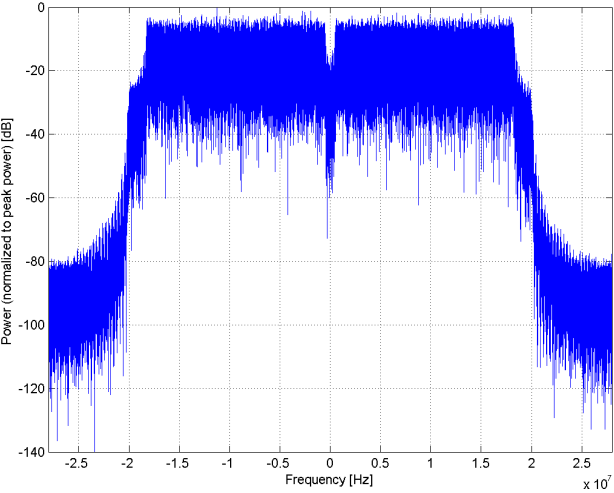
Bandwidth: 40.0 MHz
Integration Time: 2.0 ms

¹ PAR (0.1%) in accordance with FCC KDB 971168, Section 6.0 "Measurement of the Peak-to-Average Power Ratio (PAPR)"

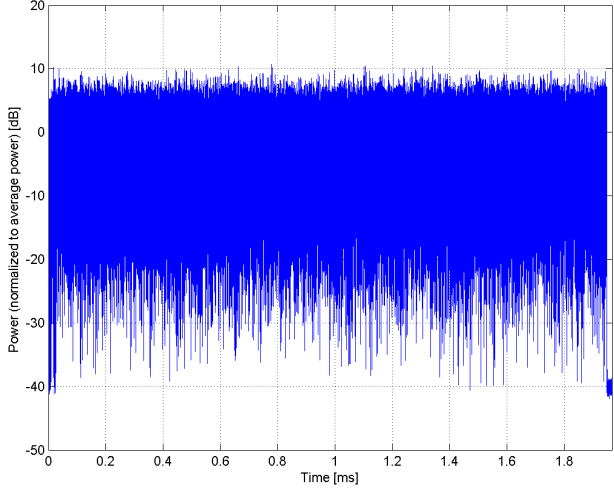
² Modulation Interference Factor (MIF) value valid only in conjunction with advanced probe response linearization calibration for the same communication system (same UID and version).



Complementary Cumulative Distribution Function (CCDF)



Frequency Domain



Time Domain

**Calibration Laboratory of
Schmid & Partner
Engineering AG**
Zeughausstrasse 43, 8004 Zurich, Switzerland

Name: **IEEE 802.11n (HT Greenfield, 90 Mbps, 16-QAM)**

Group: WLAN
UID: 10426-AAC

PAR: ¹ **8.45 dB**
MIF: ² **-13.71 dB**

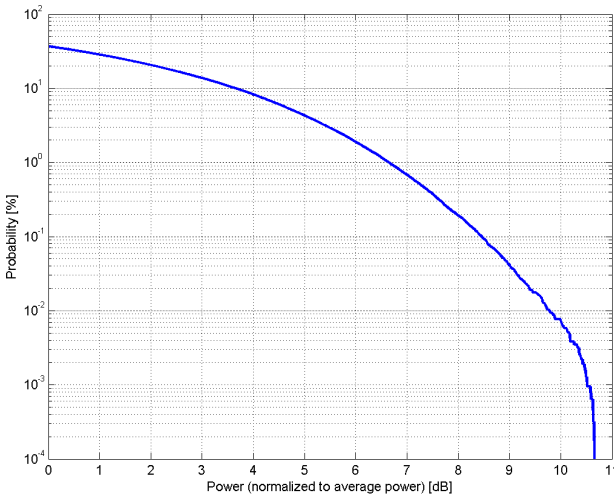
Standard Reference: IEEE 802.11n-2009
Category: Random amplitude modulation
Modulation: BPSK
Frequency Band: WLAN 2.4GHz (2412.0 - 2484.0 MHz)
WLAN 5GHz (4915.0 - 5825.0 MHz)
U-NII-1, U-NII-2A (5170 - 5330 MHz)
U-NII-2C Standalone (5490 - 5710 MHz)
U-NII-2C <5.65 GHz (5490 - 5650 MHz)
U-NII-3 Standalone (5735 - 5835 MHz)
U-NII-2C, U-NII-3 (5650 - 5835 MHz)
U-NII-4 (5.825 - 5.925 MHz)
Validation band (0.0 - 6000.0 MHz)

Detailed Specification: Modulation: 16-QAM
Data Rate: 90 Mbps
PPDU Format: HT Greenfield
PPDU Type: 40 MHz
MCS Index: 4
Guard Interval: Short
Payload Length: 1767

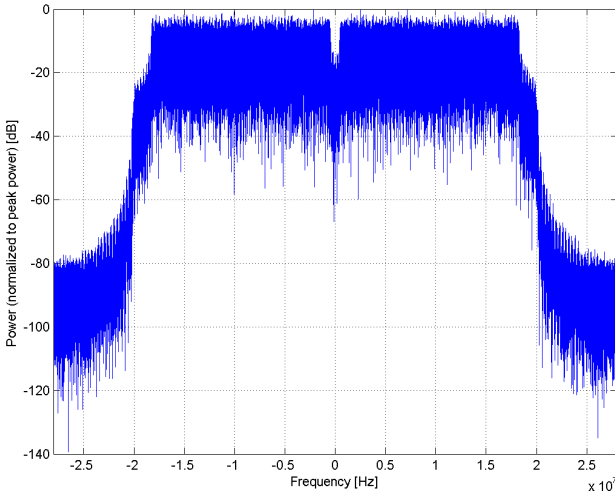
Bandwidth: 40.0 MHz
Integration Time: 2.0 ms

¹ PAR (0.1%) in accordance with FCC KDB 971168, Section 6.0 "Measurement of the Peak-to-Average Power Ratio (PAPR)"

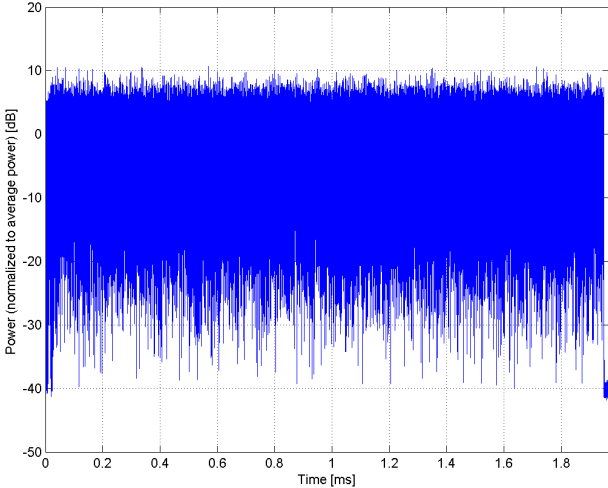
² Modulation Interference Factor (MIF) value valid only in conjunction with advanced probe response linearization calibration for the same communication system (same UID and version).



Complementary Cumulative Distribution Function (CCDF)



Frequency Domain



Time Domain

**Calibration Laboratory of
Schmid & Partner
Engineering AG**
Zeughausstrasse 43, 8004 Zurich, Switzerland

Name: **IEEE 802.11n (HT Greenfield, 150 Mbps, 64-QAM)**

Group: WLAN
UID: 10427-AAC

PAR: ¹ **8.41 dB**
MIF: ² **-13.44 dB**

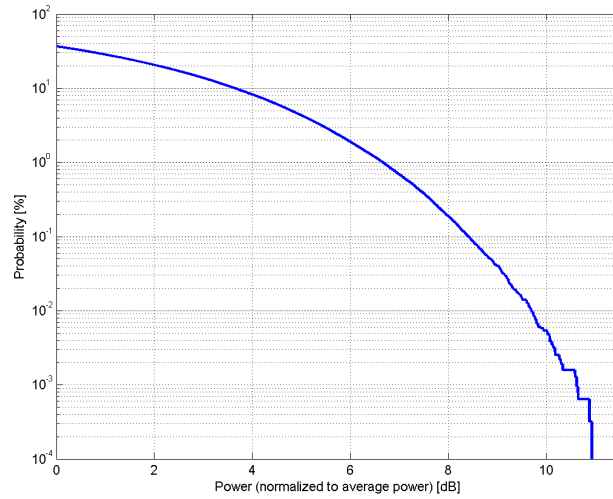
Standard Reference: IEEE 802.11n-2009
Category: Random amplitude modulation
Modulation: BPSK
Frequency Band: WLAN 2.4GHz (2412.0 - 2484.0 MHz)
WLAN 5GHz (4915.0 - 5825.0 MHz)
U-NII-1, U-NII-2A (5170 - 5330 MHz)
U-NII-2C Standalone (5490 - 5710 MHz)
U-NII-2C <5.65 GHz (5490 - 5650 MHz)
U-NII-3 Standalone (5735 - 5835 MHz)
U-NII-2C, U-NII-3 (5650 - 5835 MHz)
U-NII-4 (5.825 - 5.925 MHz)
Validation band (0.0 - 6000.0 MHz)

Detailed Specification: Modulation: 64-QAM
Data Rate: 150 Mbps
PPDU Format: HT Greenfield
PPDU Type: 40 MHz
MCS Index: 7
Guard Interval: Short
Duty Cycle: 99%

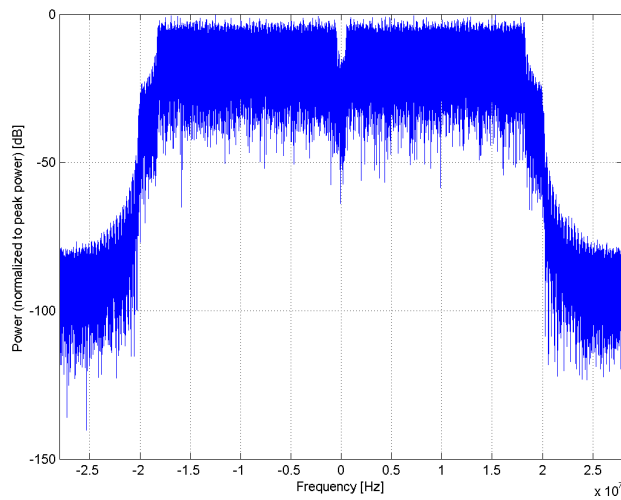
Bandwidth: 40.0 MHz
Integration Time: 2.0 ms

¹ PAR (0.1%) in accordance with FCC KDB 971168, Section 6.0 "Measurement of the Peak-to-Average Power Ratio (PAPR)"

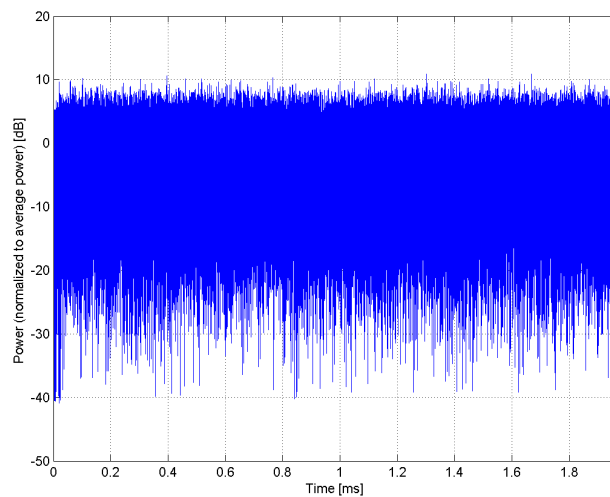
² Modulation Interference Factor (MIF) value valid only in conjunction with advanced probe response linearization calibration for the same communication system (same UID and version).



Complementary Cumulative Distribution Function (CCDF)



Frequency Domain



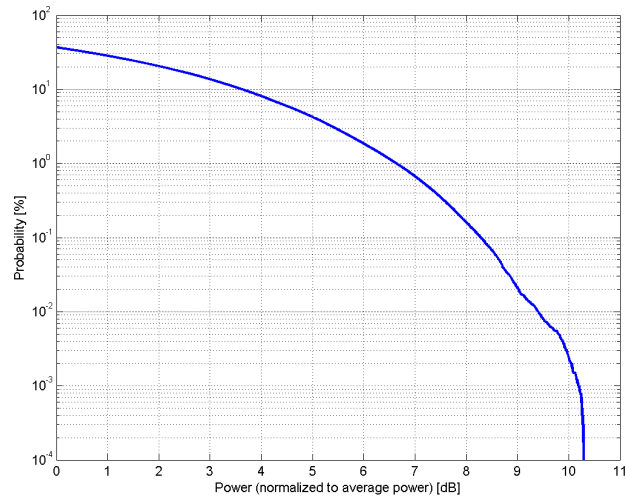
Time Domain

**Calibration Laboratory of
Schmid & Partner
Engineering AG**
Zeughausstrasse 43, 8004 Zurich, Switzerland

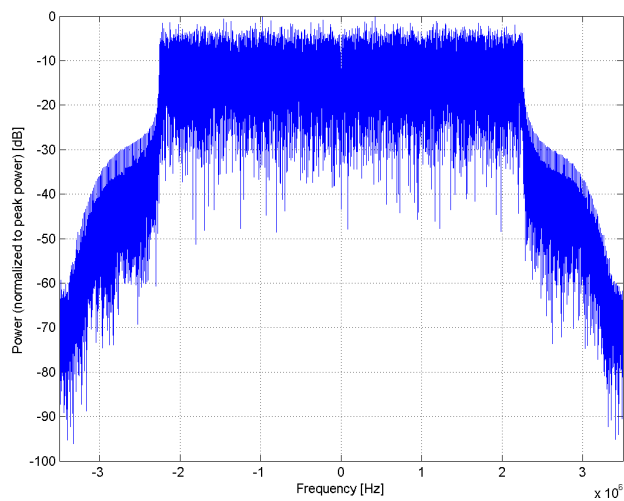
Name:	LTE-FDD (OFDMA, 5 MHz, E-TM 3.1)
Group:	LTE-FDD
UID:	10430-AAE
PAR: ¹	8.28 dB
MIF: ²	-16.24 dB
Standard Reference:	TS 36.141 V11.4
Category:	Random amplitude modulation
Modulation:	64-QAM
Frequency Band:	Band 1, Downlink (2110.0 - 2170.0 MHz) Band 2, Downlink (1930.0 - 1990.0 MHz) Band 3, Downlink (1805.0 - 1880.0 MHz) Band 4, Downlink (2110.0 - 2155.0 MHz) Band 5, Downlink (869.0 - 894.0 MHz) Band 6, Downlink (875.0 - 885.0 MHz) Band 7, Downlink (2620.0 - 2690.0 MHz) Band 8, Downlink (925.0 - 960.0 MHz) Band 9, Downlink (1844.9 - 1879.9 MHz) Band 10, Downlink (2110.0 - 2170.0 MHz) Band 11, Downlink (1475.9 - 1495.9 MHz) Band 12, Downlink (729.0 - 749.0 MHz) Band 13, Downlink (746.0 - 756.0 MHz) Band 14, Downlink (758.0 - 768.0 MHz) Band 17, Downlink (734.0 - 746.0 MHz) Band 18, Downlink (860.0 - 875.0 MHz) Band 19, Downlink (875.0 - 890.0 MHz) Band 20, Downlink (791.0 - 821.0 MHz) Band 21, Downlink (1495.9 - 1510.9 MHz) Band 22, Downlink (3510.0 - 3590.0 MHz) Band 23, Downlink (2180.0 - 2200.0 MHz) Band 24, Downlink (1525.0 - 1559.0 MHz) Band 25, Downlink (1930.0 - 1995.0 MHz) Band 26, Downlink (859.0 - 894.0 MHz) Band 27, Downlink (852.0 - 869.0 MHz) Band 28, Downlink (758.0 - 803.0 MHz) Band 29, Downlink (717.0 - 728.0 MHz) Band 30, Downlink (2350.0 - 2360.0 MHz) Band 32, Downlink (1452.0 - 1496.0 MHz) Band 65, Downlink (2210.0 - 2220.0 MHz) Band 66, Downlink (2210.0 - 2220.0 MHz) Band 67, Downlink (738.0 - 758.0 MHz) Band 68, Downlink (753.0 - 783.0 MHz) Band 69, Downlink (2570.0 - 2620.0 MHz) Band 70, Downlink (1995.0 - 2020.0 MHz) Band 71, Downlink (617.0 - 652.0 MHz) Band 72, Downlink (461.0 - 466.0 MHz) Band 73, Downlink (460.0 - 465.0 MHz) Band 74, Downlink (1475.0 - 1518.0 MHz) Band 75, Downlink (1432.0 - 1517.0 MHz) Band 76, Downlink (1427.0 - 1432.0 MHz) Band 85, Downlink (728.0 - 746.0 MHz) Validation band (0.0 - 6000.0 MHz)
Detailed Specification:	E-UTRA Test Model 3.1 (E-TM3.1) Bandwidth: 5MHz
Bandwidth:	5.0 MHz
Integration Time:	20.0 ms

¹ PAR (0.1%) in accordance with FCC KDB 971168, Section 6.0 "Measurement of the Peak-to-Average Power Ratio (PAPR)"

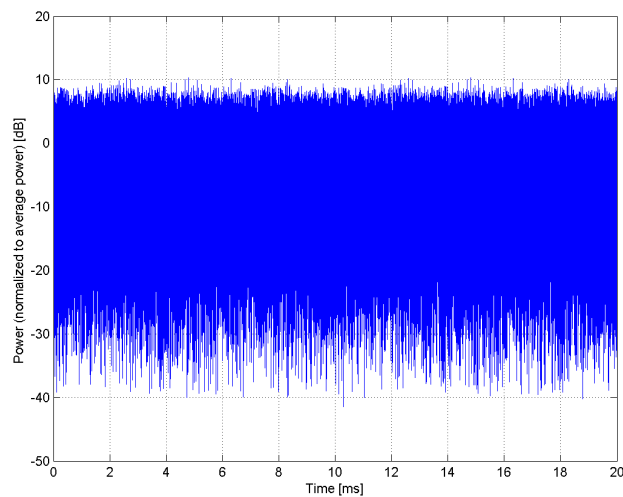
² Modulation Interference Factor (MIF) value valid only in conjunction with advanced probe response linearization calibration for the same communication system (same UID and version).



Complementary Cumulative Distribution Function (CCDF)



Frequency Domain



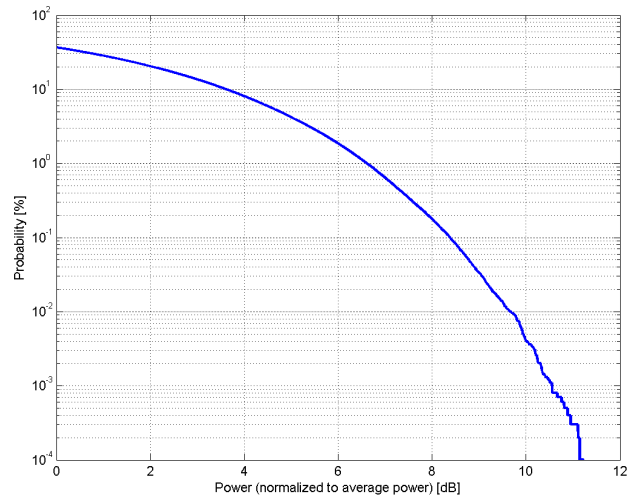
Time Domain

**Calibration Laboratory of
Schmid & Partner
Engineering AG**
Zeughausstrasse 43, 8004 Zurich, Switzerland

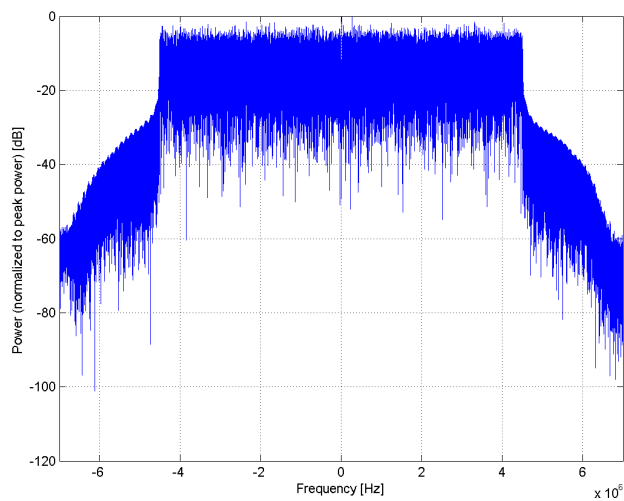
Name:	LTE-FDD (OFDMA, 10 MHz, E-TM 3.1)
Group:	LTE-FDD
UID:	10431-AAE
PAR: ¹	8.38 dB
MIF: ²	-17.66 dB
Standard Reference:	TS 36.141 V11.4
Category:	Random amplitude modulation
Modulation:	64-QAM
Frequency Band:	Band 1, Downlink (2110.0 - 2170.0 MHz) Band 2, Downlink (1930.0 - 1990.0 MHz) Band 3, Downlink (1805.0 - 1880.0 MHz) Band 4, Downlink (2110.0 - 2155.0 MHz) Band 5, Downlink (869.0 - 894.0 MHz) Band 6, Downlink (875.0 - 885.0 MHz) Band 7, Downlink (2620.0 - 2690.0 MHz) Band 8, Downlink (925.0 - 960.0 MHz) Band 9, Downlink (1844.9 - 1879.9 MHz) Band 10, Downlink (2110.0 - 2170.0 MHz) Band 11, Downlink (1475.9 - 1495.9 MHz) Band 12, Downlink (729.0 - 749.0 MHz) Band 13, Downlink (746.0 - 756.0 MHz) Band 14, Downlink (758.0 - 768.0 MHz) Band 17, Downlink (734.0 - 746.0 MHz) Band 18, Downlink (860.0 - 875.0 MHz) Band 19, Downlink (875.0 - 890.0 MHz) Band 20, Downlink (791.0 - 821.0 MHz) Band 21, Downlink (1495.9 - 1510.9 MHz) Band 22, Downlink (3510.0 - 3590.0 MHz) Band 23, Downlink (2180.0 - 2200.0 MHz) Band 24, Downlink (1525.0 - 1559.0 MHz) Band 25, Downlink (1930.0 - 1995.0 MHz) Band 26, Downlink (859.0 - 894.0 MHz) Band 27, Downlink (852.0 - 869.0 MHz) Band 28, Downlink (758.0 - 803.0 MHz) Band 32, Downlink (1452.0 - 1496.0 MHz) Band 29, Downlink (717.0 - 728.0 MHz) Band 65, Downlink (2210.0 - 2220.0 MHz) Band 66, Downlink (2210.0 - 2220.0 MHz) Band 67, Downlink (738.0 - 758.0 MHz) Band 68, Downlink (753.0 - 783.0 MHz) Band 70, Downlink (1995.0 - 2020.0 MHz) Band 71, Downlink (617.0 - 652.0 MHz) Band 74, Downlink (1475.0 - 1518.0 MHz) Band 75, Downlink (1432.0 - 1517.0 MHz) Band 85, Downlink (728.0 - 746.0 MHz) Validation band (0.0 - 6000.0 MHz)
Detailed Specification:	E-UTRA Test Model 3.1 (E-TM3.1) Bandwidth: 10MHz
Bandwidth:	10.0 MHz
Integration Time:	20.0 ms

¹ PAR (0.1%) in accordance with FCC KDB 971168, Section 6.0 "Measurement of the Peak-to-Average Power Ratio (PAPR)"

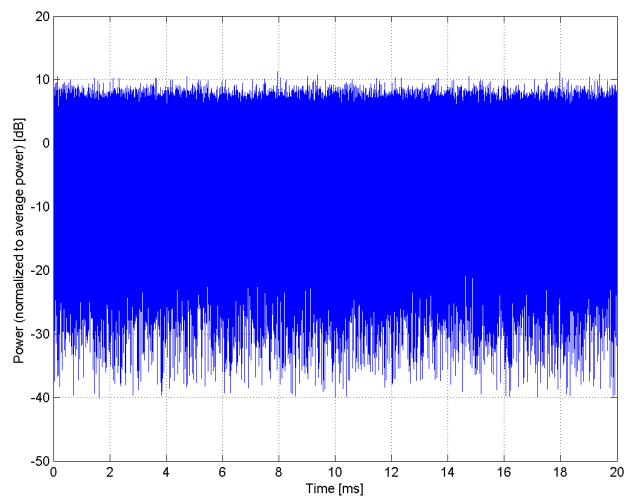
² Modulation Interference Factor (MIF) value valid only in conjunction with advanced probe response linearization calibration for the same communication system (same UID and version).



Complementary Cumulative Distribution Function (CCDF)



Frequency Domain



Time Domain

**Calibration Laboratory of
Schmid & Partner
Engineering AG**
Zeughausstrasse 43, 8004 Zurich, Switzerland

Name: **LTE-FDD (OFDMA, 15 MHz, E-TM 3.1)**

Group: LTE-FDD
UID: 10432-AAD

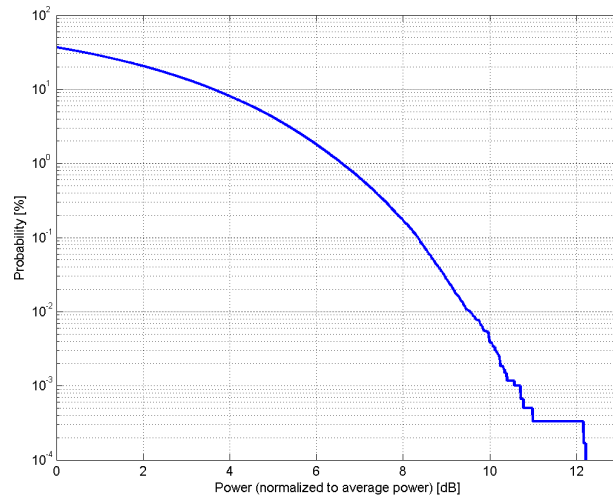
PAR: ¹ **8.34 dB**
MIF: ² **-19.05 dB**

Standard Reference: TS 36.141 V11.4
Category: Random amplitude modulation
Modulation: 64-QAM
Frequency Band: Band 1, Downlink (2110.0 - 2170.0 MHz)
Band 2, Downlink (1930.0 - 1990.0 MHz)
Band 3, Downlink (1805.0 - 1880.0 MHz)
Band 4, Downlink (2110.0 - 2155.0 MHz)
Band 7, Downlink (2620.0 - 2690.0 MHz)
Band 9, Downlink (1844.9 - 1879.9 MHz)
Band 10, Downlink (2110.0 - 2170.0 MHz)
Band 18, Downlink (860.0 - 875.0 MHz)
Band 19, Downlink (875.0 - 890.0 MHz)
Band 20, Downlink (791.0 - 821.0 MHz)
Band 21, Downlink (1495.9 - 1510.9 MHz)
Band 22, Downlink (3510.0 - 3590.0 MHz)
Band 23, Downlink (2180.0 - 2200.0 MHz)
Band 25, Downlink (1930.0 - 1995.0 MHz)
Band 26, Downlink (859.0 - 894.0 MHz)
Band 28, Downlink (758.0 - 803.0 MHz)
Band 32, Downlink (1452.0 - 1496.0 MHz)
Band 65, Downlink (2210.0 - 2220.0 MHz)
Band 66, Downlink (2210.0 - 2220.0 MHz)
Band 67, Downlink (738.0 - 758.0 MHz)
Band 68, Downlink (753.0 - 783.0 MHz)
Band 70, Downlink (1995.0 - 2020.0 MHz)
Band 71, Downlink (617.0 - 652.0 MHz)
Band 74, Downlink (1475.0 - 1518.0 MHz)
Band 75, Downlink (1432.0 - 1517.0 MHz)
Validation band (0.0 - 6000.0 MHz)

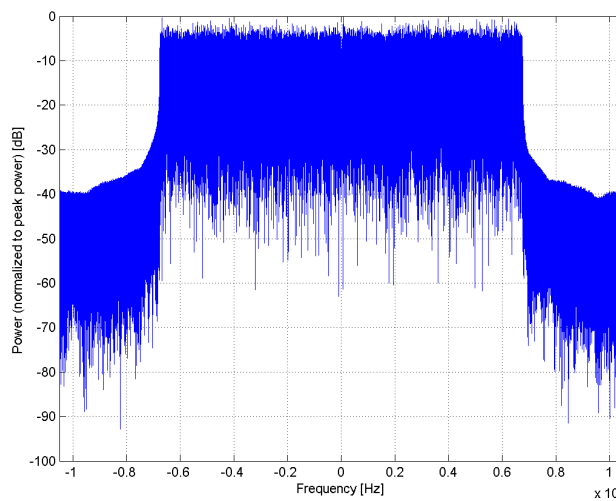
Detailed Specification: E-UTRA Test Model 3.1 (E-TM3.1)
Bandwidth: 15MHz
Integration Time: 20.0 ms

¹ PAR (0.1%) in accordance with FCC KDB 971168, Section 6.0 "Measurement of the Peak-to-Average Power Ratio (PAPR)"

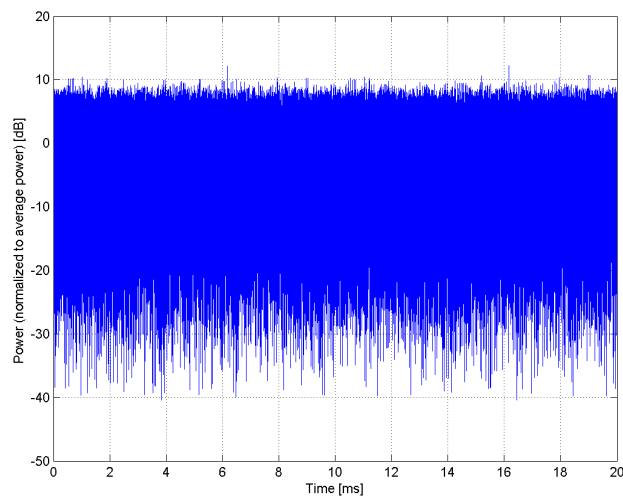
² Modulation Interference Factor (MIF) value valid only in conjunction with advanced probe response linearization calibration for the same communication system (same UID and version).



Complementary Cumulative Distribution Function (CCDF)



Frequency Domain



Time Domain

**Calibration Laboratory of
Schmid & Partner
Engineering AG**
Zeughausstrasse 43, 8004 Zurich, Switzerland

Name: **LTE-FDD (OFDMA, 20 MHz, E-TM 3.1)**

Group: LTE-FDD
UID: 10433-AAD

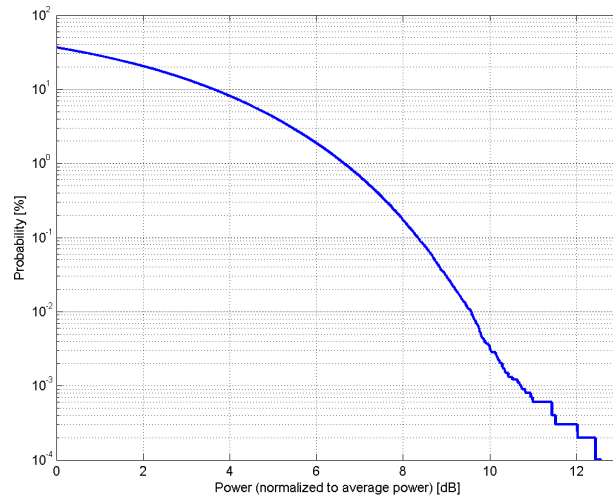
PAR: ¹ **8.34 dB**
MIF: ² **-19.83 dB**

Standard Reference: TS 36.141 V11.4
Category: Random amplitude modulation
Modulation: 64-QAM
Frequency Band: Band 1, Downlink (2110.0 - 2170.0 MHz)
Band 2, Downlink (1930.0 - 1990.0 MHz)
Band 3, Downlink (1805.0 - 1880.0 MHz)
Band 4, Downlink (2110.0 - 2155.0 MHz)
Band 7, Downlink (2620.0 - 2690.0 MHz)
Band 9, Downlink (1844.9 - 1879.9 MHz)
Band 10, Downlink (2110.0 - 2170.0 MHz)
Band 20, Downlink (791.0 - 821.0 MHz)
Band 22, Downlink (3510.0 - 3590.0 MHz)
Band 23, Downlink (2180.0 - 2200.0 MHz)
Band 25, Downlink (1930.0 - 1995.0 MHz)
Band 28, Downlink (758.0 - 803.0 MHz)
Band 32, Downlink (1452.0 - 1496.0 MHz)
Band 65, Downlink (2210.0 - 2220.0 MHz)
Band 66, Downlink (2210.0 - 2220.0 MHz)
Band 67, Downlink (738.0 - 758.0 MHz)
Band 70, Downlink (1995.0 - 2020.0 MHz)
Band 71, Downlink (617.0 - 652.0 MHz)
Band 74, Downlink (1475.0 - 1518.0 MHz)
Band 75, Downlink (1432.0 - 1517.0 MHz)
Validation band (0.0 - 6000.0 MHz)

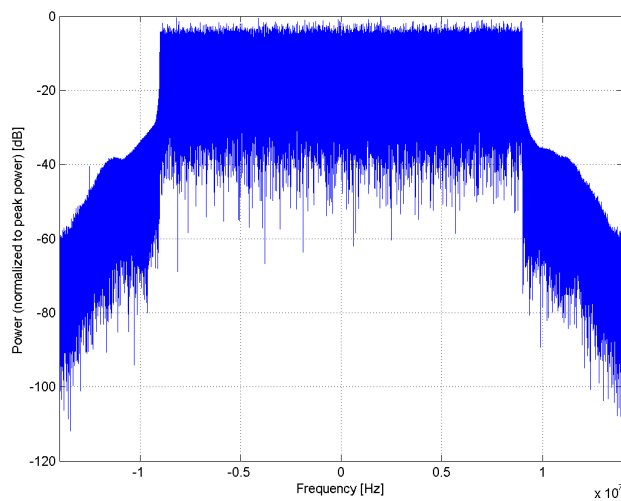
Detailed Specification: E-UTRA Test Model 3.1 (E-TM3.1)
Bandwidth: 20MHz
Bandwidth: 20.0 MHz
Integration Time: 20.0 ms

¹ PAR (0.1%) in accordance with FCC KDB 971168, Section 6.0 "Measurement of the Peak-to-Average Power Ratio (PAPR)"

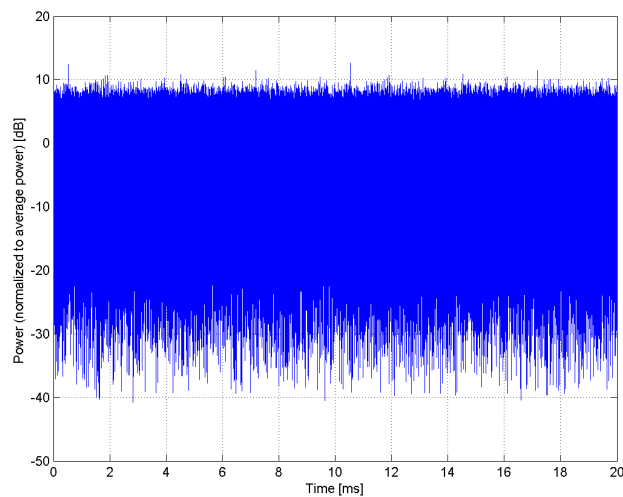
² Modulation Interference Factor (MIF) value valid only in conjunction with advanced probe response linearization calibration for the same communication system (same UID and version).



Complementary Cumulative Distribution Function (CCDF)



Frequency Domain



Time Domain

**Calibration Laboratory of
Schmid & Partner
Engineering AG**
Zeughausstrasse 43, 8004 Zurich, Switzerland

Name: **W-CDMA (BS Test Model 1, 64 DPCH)**

Group: WCDMA
UID: 10434-AAB

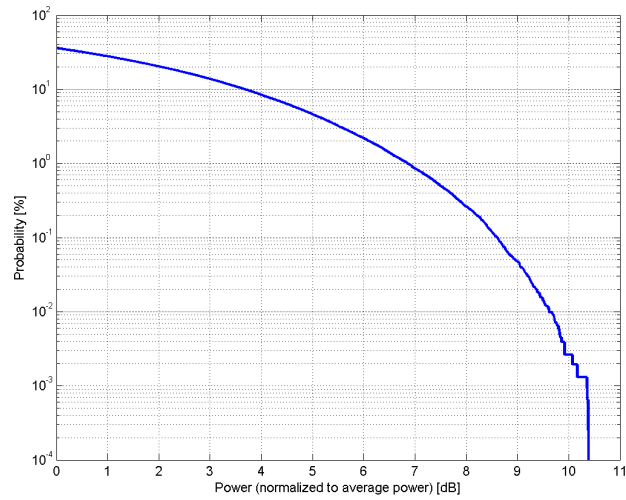
PAR: ¹ **8.60 dB**
MIF: ² **-16.44 dB**

Standard Reference: TS 25.141
Category: Random amplitude modulation
Modulation: 64-QAM
Frequency Band: Band 1, Downlink (2110.0 - 2170.0 MHz)
Band 2, Downlink (1930.0 - 1990.0 MHz)
Band 3, Downlink (1805.0 - 1880.0 MHz)
Band 4, Downlink (2110.0 - 2155.0 MHz)
Band 5, Downlink (869.0 - 894.0 MHz)
Band 6, Downlink (875.0 - 885.0 MHz)
Band 7, Downlink (2620.0 - 2690.0 MHz)
Band 8, Downlink (925.0 - 960.0 MHz)
Band 9, Downlink (1844.9 - 1879.9 MHz)
Band 10, Downlink (2110.0 - 2170.0 MHz)
Band 11, Downlink (1475.9 - 1495.9 MHz)
Band 12, Downlink (729.0 - 749.0 MHz)
Band 13, Downlink (746.0 - 756.0 MHz)
Band 14, Downlink (758.0 - 768.0 MHz)
Band 19, Downlink (875.0 - 890.0 MHz)
Band 20, Downlink (791.0 - 821.0 MHz)
Band 21, Downlink (1495.9 - 1510.9 MHz)
Band 22, Downlink (3510.0 - 3590.0 MHz)
Band 25, Downlink (1930.0 - 1995.0 MHz)
Band 26, Downlink (859.0 - 894.0 MHz)
Validation band (0.0 - 6000.0 MHz)

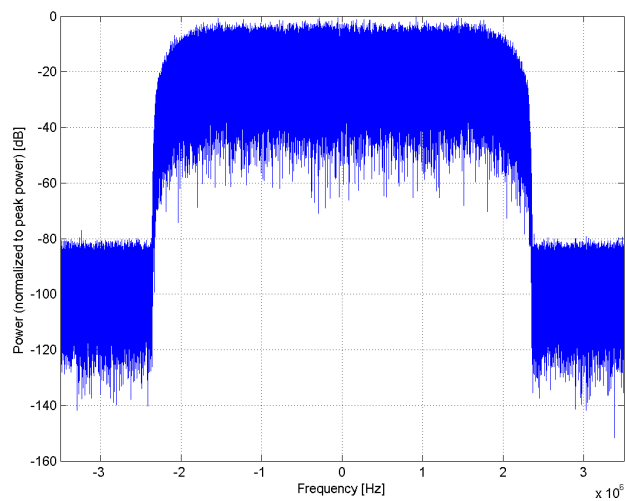
Detailed Specification: WCDMA BS Test Model 1 DPCHx64
Single Carrier
Bandwidth: 5.0 MHz
Integration Time: 10.0 ms

¹ PAR (0.1%) in accordance with FCC KDB 971168, Section 6.0 "Measurement of the Peak-to-Average Power Ratio (PAPR)"

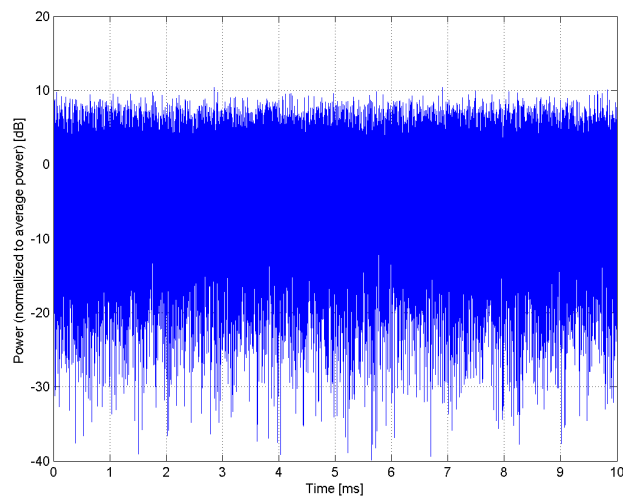
² Modulation Interference Factor (MIF) value valid only in conjunction with advanced probe response linearization calibration for the same communication system (same UID and version).



Complementary Cumulative Distribution Function (CCDF)



Frequency Domain



Time Domain

**Calibration Laboratory of
Schmid & Partner
Engineering AG**
Zeughausstrasse 43, 8004 Zurich, Switzerland

Name: **LTE-TDD (SC-FDMA, 1 RB, 20 MHz, QPSK, UL Subframe=2,3,4,7,8,9)**

Group: LTE-TDD
UID: 10435-AAG

PAR: ¹ **7.82 dB**
MIF: ² **-3.41 dB**

Standard Reference: 3GPP / ETSI TS 136.101 V8.4.0
3GPP / ETSI TS 136.213 V8.4.0
FCC OET KDB 941225 D05 SAR for LTE Devices v01

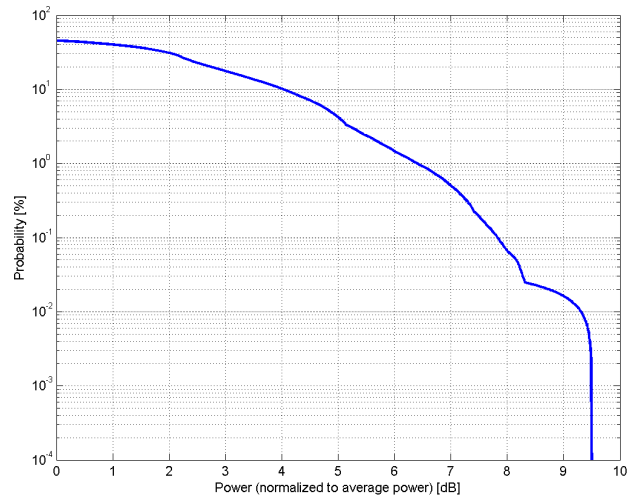
Category: Random amplitude modulation
Modulation: QPSK
Frequency Band: Band 33 (1900.0 - 1920.0 MHz)
Band 35 (1850.0 - 1910.0 MHz)
Band 36 (1930.0 - 1990.0 MHz)
Band 37 (1910.0 - 1930.0 MHz)
Band 38 (2570.0 - 2620.0 MHz)
Band 39 (1880.0 - 1920.0 MHz)
Band 40 (2300.0 - 2400.0 MHz)
Band 41 (2496.0 - 2690.0 MHz)
Band 42 (3400.0 - 3600.0 MHz)
Band 43 (3600.0 - 3800.0 MHz)
Band 44 (703.0 - 803.0 MHz)
Band 45 (1447.0 - 1467.0 MHz)
Band 46 (5150.0 - 5925.0 MHz)
Band 47 (5855.0 - 5925.0 MHz)
Band 48 (3550.0 - 3700.0 MHz)
Band 49 (3550.0 - 3700.0 MHz)
Band 50 (1432.0 - 1517.0 MHz)
Band 52 (3300.0 - 3400.0 MHz)
Validation band (0.0 - 6000.0 MHz)

Detailed Specification: Modulation Scheme: SC-FDMA
Uplink-downlink configuration: 0
Special Subframe configuration: 7
Number of Frames: 1
Settings for UL Subframe: 2,3,4,7,8,9
Number of PUSCHs: 1
Modulation Scheme: QPSK
Allocated RB: 1
Start Number of RB: 50
Data Type: PN9fix

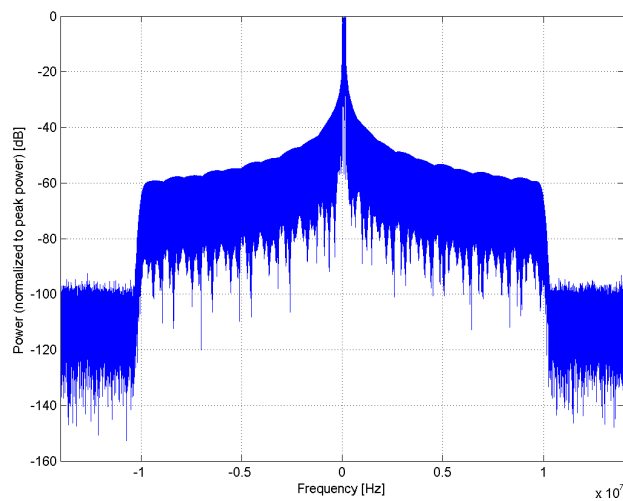
Bandwidth: 20.0 MHz
Integration Time: 10.0 ms

¹ PAR (0.1%) in accordance with FCC KDB 971168, Section 6.0 "Measurement of the Peak-to-Average Power Ratio (PAPR)"

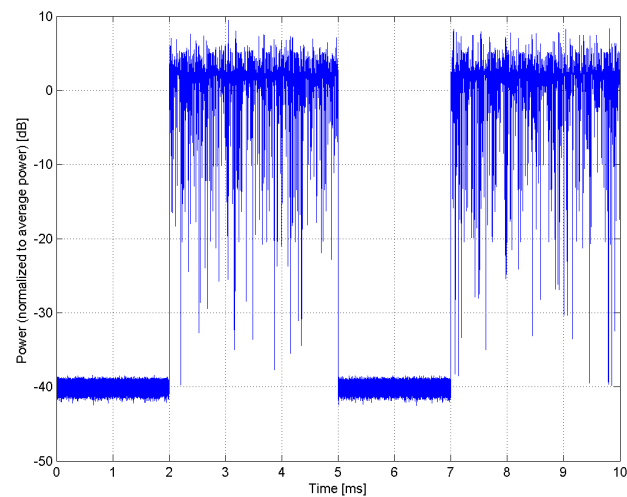
² Modulation Interference Factor (MIF) value valid only in conjunction with advanced probe response linearization calibration for the same communication system (same UID and version).



Complementary Cumulative Distribution Function (CCDF)



Frequency Domain



Time Domain

**Calibration Laboratory of
Schmid & Partner
Engineering AG**
Zeughausstrasse 43, 8004 Zurich, Switzerland

Name: **LTE-FDD (OFDMA, 5 MHz, E-TM 3.1, Clipping 44%)**

Group: LTE-FDD
UID: 10447-AAE

PAR: ¹ **7.56 dB**
MIF: ² **-13.47 dB**

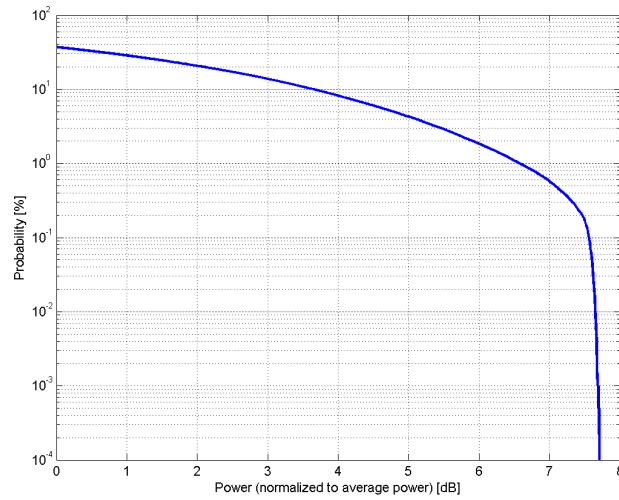
Standard Reference: TS 36.141 V11.4
Category: Random amplitude modulation
Modulation: 64-QAM
Frequency Band: Band 1, Downlink (2110.0 - 2170.0 MHz)
Band 2, Downlink (1930.0 - 1990.0 MHz)
Band 3, Downlink (1805.0 - 1880.0 MHz)
Band 4, Downlink (2110.0 - 2155.0 MHz)
Band 5, Downlink (869.0 - 894.0 MHz)
Band 6, Downlink (875.0 - 885.0 MHz)
Band 7, Downlink (2620.0 - 2690.0 MHz)
Band 8, Downlink (925.0 - 960.0 MHz)
Band 9, Downlink (1844.9 - 1879.9 MHz)
Band 10, Downlink (2110.0 - 2170.0 MHz)
Band 11, Downlink (1475.9 - 1495.9 MHz)
Band 12, Downlink (729.0 - 749.0 MHz)
Band 13, Downlink (746.0 - 756.0 MHz)
Band 14, Downlink (758.0 - 768.0 MHz)
Band 17, Downlink (734.0 - 746.0 MHz)
Band 18, Downlink (860.0 - 875.0 MHz)
Band 19, Downlink (875.0 - 890.0 MHz)
Band 20, Downlink (791.0 - 821.0 MHz)
Band 21, Downlink (1495.9 - 1510.9 MHz)
Band 22, Downlink (3510.0 - 3590.0 MHz)
Band 23, Downlink (2180.0 - 2200.0 MHz)
Band 24, Downlink (1525.0 - 1559.0 MHz)
Band 25, Downlink (1930.0 - 1995.0 MHz)
Band 26, Downlink (859.0 - 894.0 MHz)
Band 27, Downlink (852.0 - 869.0 MHz)
Band 28, Downlink (758.0 - 803.0 MHz)
Band 29, Downlink (717.0 - 728.0 MHz)
Band 30, Downlink (2350.0 - 2360.0 MHz)
Band 32, Downlink (1452.0 - 1496.0 MHz)
Band 65, Downlink (2210.0 - 2220.0 MHz)
Band 66, Downlink (2210.0 - 2220.0 MHz)
Band 67, Downlink (738.0 - 758.0 MHz)
Band 68, Downlink (753.0 - 783.0 MHz)
Band 69, Downlink (2570.0 - 2620.0 MHz)
Band 70, Downlink (1995.0 - 2020.0 MHz)
Band 71, Downlink (617.0 - 652.0 MHz)
Band 72, Downlink (461.0 - 466.0 MHz)
Band 73, Downlink (460.0 - 465.0 MHz)
Band 74, Downlink (1475.0 - 1518.0 MHz)
Band 75, Downlink (1432.0 - 1517.0 MHz)
Band 76, Downlink (1427.0 - 1432.0 MHz)
Band 85, Downlink (728.0 - 746.0 MHz)
Validation band (0.0 - 6000.0 MHz)

Detailed Specification: E-UTRA Test Model 3.1 (E-TM3.1)
Bandwidth: 5MHz
Clipping 44%

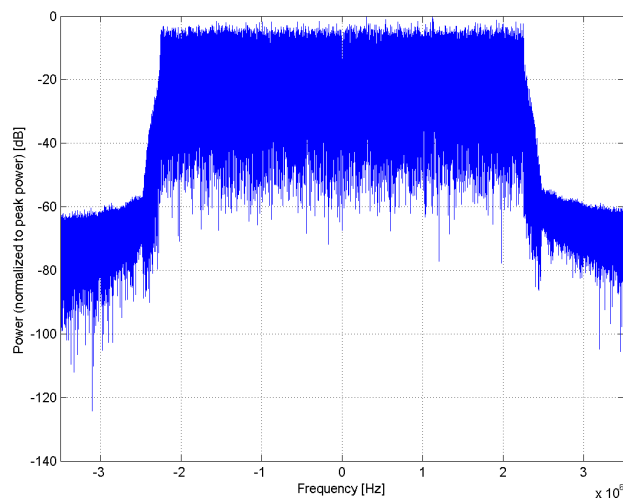
Bandwidth: 5.0 MHz
Integration Time: 20.0 ms

¹ PAR (0.1%) in accordance with FCC KDB 971168, Section 6.0 "Measurement of the Peak-to-Average Power Ratio (PAPR)"

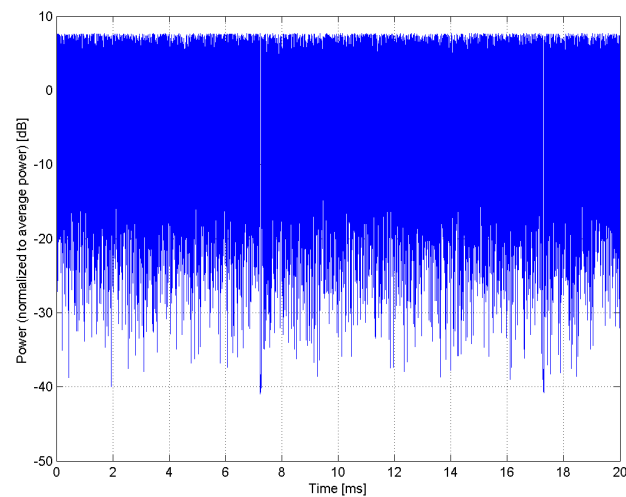
² Modulation Interference Factor (MIF) value valid only in conjunction with advanced probe response linearization calibration for the same communication system (same UID and version).



Complementary Cumulative Distribution Function (CCDF)



Frequency Domain



Time Domain

**Calibration Laboratory of
Schmid & Partner
Engineering AG**
Zeughausstrasse 43, 8004 Zurich, Switzerland

Name: **LTE-FDD (OFDMA, 10 MHz, E-TM 3.1, Clipping 44%)**

Group: LTE-FDD
UID: 10448-AAE

PAR: ¹ **7.53 dB**
MIF: ² **-14.92 dB**

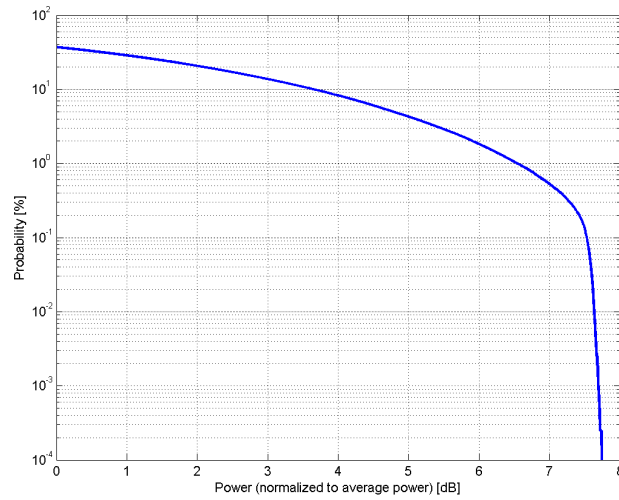
Standard Reference: TS 36.141 V11.4
Category: Random amplitude modulation
Modulation: 64-QAM
Frequency Band: Band 1, Downlink (2110.0 - 2170.0 MHz)
Band 2, Downlink (1930.0 - 1990.0 MHz)
Band 3, Downlink (1805.0 - 1880.0 MHz)
Band 4, Downlink (2110.0 - 2155.0 MHz)
Band 5, Downlink (869.0 - 894.0 MHz)
Band 6, Downlink (875.0 - 885.0 MHz)
Band 7, Downlink (2620.0 - 2690.0 MHz)
Band 8, Downlink (925.0 - 960.0 MHz)
Band 9, Downlink (1844.9 - 1879.9 MHz)
Band 10, Downlink (2110.0 - 2170.0 MHz)
Band 11, Downlink (1475.9 - 1495.9 MHz)
Band 12, Downlink (729.0 - 749.0 MHz)
Band 13, Downlink (746.0 - 756.0 MHz)
Band 14, Downlink (758.0 - 768.0 MHz)
Band 17, Downlink (734.0 - 746.0 MHz)
Band 18, Downlink (860.0 - 875.0 MHz)
Band 19, Downlink (875.0 - 890.0 MHz)
Band 20, Downlink (791.0 - 821.0 MHz)
Band 21, Downlink (1495.9 - 1510.9 MHz)
Band 22, Downlink (3510.0 - 3590.0 MHz)
Band 23, Downlink (2180.0 - 2200.0 MHz)
Band 24, Downlink (1525.0 - 1559.0 MHz)
Band 25, Downlink (1930.0 - 1995.0 MHz)
Band 26, Downlink (859.0 - 894.0 MHz)
Band 27, Downlink (852.0 - 869.0 MHz)
Band 28, Downlink (758.0 - 803.0 MHz)
Band 32, Downlink (1452.0 - 1496.0 MHz)
Band 29, Downlink (717.0 - 728.0 MHz)
Band 65, Downlink (2210.0 - 2220.0 MHz)
Band 66, Downlink (2210.0 - 2220.0 MHz)
Band 67, Downlink (738.0 - 758.0 MHz)
Band 68, Downlink (753.0 - 783.0 MHz)
Band 70, Downlink (1995.0 - 2020.0 MHz)
Band 71, Downlink (617.0 - 652.0 MHz)
Band 74, Downlink (1475.0 - 1518.0 MHz)
Band 75, Downlink (1432.0 - 1517.0 MHz)
Band 85, Downlink (728.0 - 746.0 MHz)
Validation band (0.0 - 6000.0 MHz)

Detailed Specification: E-UTRA Test Model 3.1 (E-TM3.1)
Bandwidth: 10MHz
Clipping 44%

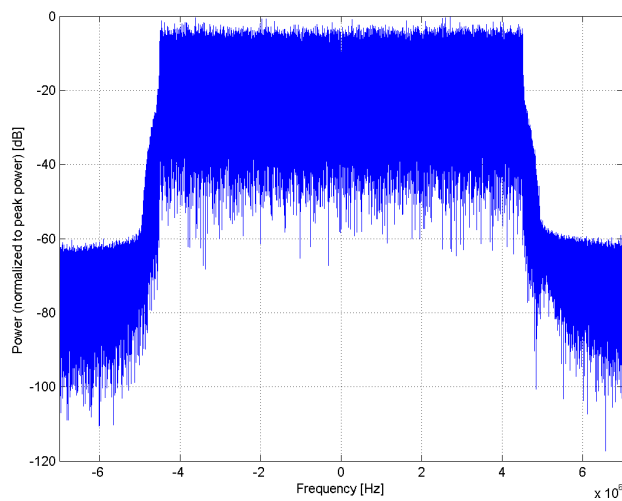
Bandwidth: 10.0 MHz
Integration Time: 20.0 ms

¹ PAR (0.1%) in accordance with FCC KDB 971168, Section 6.0 "Measurement of the Peak-to-Average Power Ratio (PAPR)"

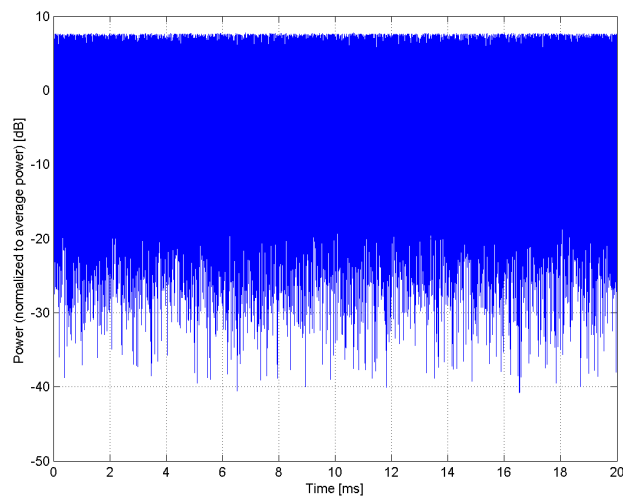
² Modulation Interference Factor (MIF) value valid only in conjunction with advanced probe response linearization calibration for the same communication system (same UID and version).



Complementary Cumulative Distribution Function (CCDF)



Frequency Domain



Time Domain

**Calibration Laboratory of
Schmid & Partner
Engineering AG**
Zeughausstrasse 43, 8004 Zurich, Switzerland

Name: **LTE-FDD (OFDMA, 15 MHz, E-TM 3.1, Clipping 44%)**

Group: LTE-FDD
UID: 10449-AAD

PAR: ¹ **7.51 dB**
MIF: ² **-16.22 dB**

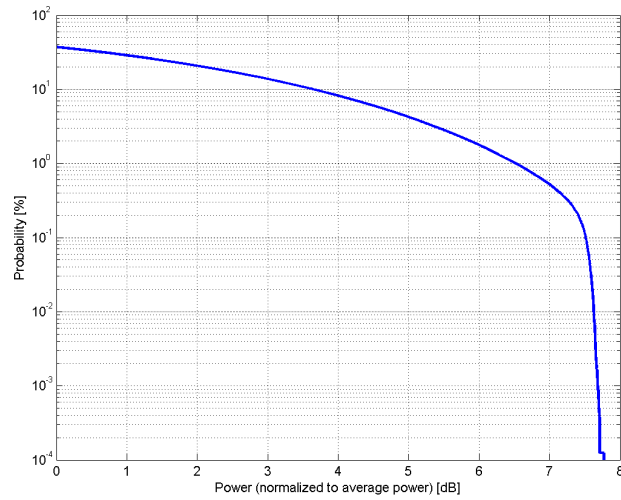
Standard Reference: TS 36.141 V11.4
Category: Random amplitude modulation
Modulation: 64-QAM
Frequency Band: Band 1, Downlink (2110.0 - 2170.0 MHz)
Band 2, Downlink (1930.0 - 1990.0 MHz)
Band 3, Downlink (1805.0 - 1880.0 MHz)
Band 4, Downlink (2110.0 - 2155.0 MHz)
Band 7, Downlink (2620.0 - 2690.0 MHz)
Band 9, Downlink (1844.9 - 1879.9 MHz)
Band 10, Downlink (2110.0 - 2170.0 MHz)
Band 18, Downlink (860.0 - 875.0 MHz)
Band 19, Downlink (875.0 - 890.0 MHz)
Band 20, Downlink (791.0 - 821.0 MHz)
Band 21, Downlink (1495.9 - 1510.9 MHz)
Band 22, Downlink (3510.0 - 3590.0 MHz)
Band 23, Downlink (2180.0 - 2200.0 MHz)
Band 25, Downlink (1930.0 - 1995.0 MHz)
Band 26, Downlink (859.0 - 894.0 MHz)
Band 28, Downlink (758.0 - 803.0 MHz)
Band 32, Downlink (1452.0 - 1496.0 MHz)
Band 65, Downlink (2210.0 - 2220.0 MHz)
Band 66, Downlink (2210.0 - 2220.0 MHz)
Band 67, Downlink (738.0 - 758.0 MHz)
Band 68, Downlink (753.0 - 783.0 MHz)
Band 70, Downlink (1995.0 - 2020.0 MHz)
Band 71, Downlink (617.0 - 652.0 MHz)
Band 74, Downlink (1475.0 - 1518.0 MHz)
Band 75, Downlink (1432.0 - 1517.0 MHz)
Validation band (0.0 - 6000.0 MHz)

Detailed Specification: E-UTRA Test Model 3.1 (E-TM3.1)
Bandwidth: 15MHz
Clipping 44%

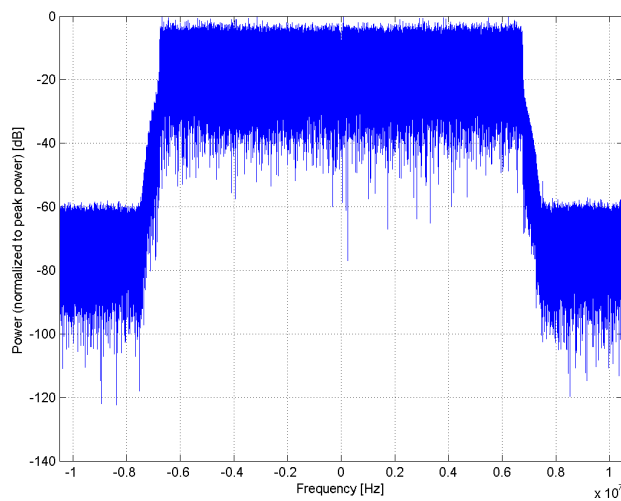
Bandwidth: 15.0 MHz
Integration Time: 20.0 ms

¹ PAR (0.1%) in accordance with FCC KDB 971168, Section 6.0 "Measurement of the Peak-to-Average Power Ratio (PAPR)"

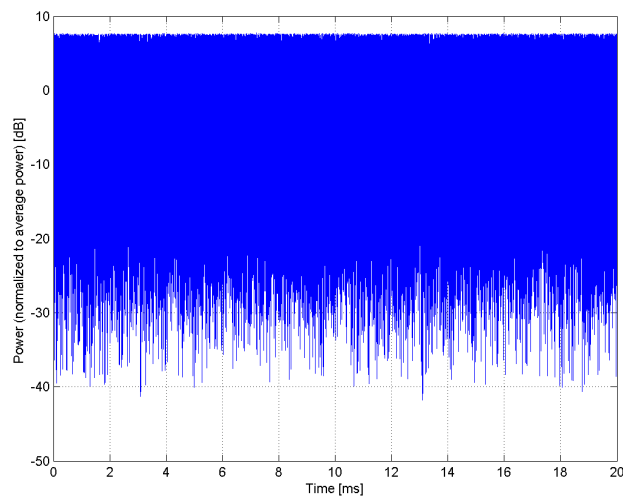
² Modulation Interference Factor (MIF) value valid only in conjunction with advanced probe response linearization calibration for the same communication system (same UID and version).



Complementary Cumulative Distribution Function (CCDF)



Frequency Domain



Time Domain

**Calibration Laboratory of
Schmid & Partner
Engineering AG**
Zeughausstrasse 43, 8004 Zurich, Switzerland

Name: **LTE-FDD (OFDMA, 20 MHz, E-TM 3.1, Clipping 44%)**

Group: LTE-FDD
UID: 10450-AAD

PAR: ¹ **7.48 dB**
MIF: ² **-17.72 dB**

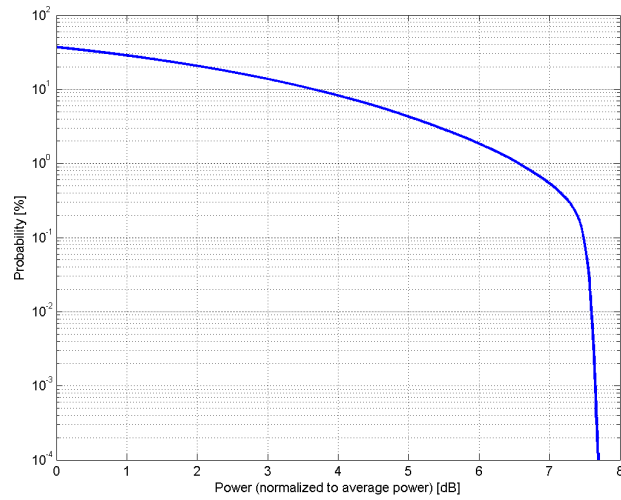
Standard Reference: TS 36.141 V11.4
Category: Random amplitude modulation
Modulation: 64-QAM
Frequency Band: Band 1, Downlink (2110.0 - 2170.0 MHz)
Band 2, Downlink (1930.0 - 1990.0 MHz)
Band 3, Downlink (1805.0 - 1880.0 MHz)
Band 4, Downlink (2110.0 - 2155.0 MHz)
Band 7, Downlink (2620.0 - 2690.0 MHz)
Band 9, Downlink (1844.9 - 1879.9 MHz)
Band 10, Downlink (2110.0 - 2170.0 MHz)
Band 20, Downlink (791.0 - 821.0 MHz)
Band 22, Downlink (3510.0 - 3590.0 MHz)
Band 23, Downlink (2180.0 - 2200.0 MHz)
Band 25, Downlink (1930.0 - 1995.0 MHz)
Band 28, Downlink (758.0 - 803.0 MHz)
Band 32, Downlink (1452.0 - 1496.0 MHz)
Band 65, Downlink (2210.0 - 2220.0 MHz)
Band 66, Downlink (2210.0 - 2220.0 MHz)
Band 67, Downlink (738.0 - 758.0 MHz)
Band 70, Downlink (1995.0 - 2020.0 MHz)
Band 71, Downlink (617.0 - 652.0 MHz)
Band 74, Downlink (1475.0 - 1518.0 MHz)
Band 75, Downlink (1432.0 - 1517.0 MHz)
Validation band (0.0 - 6000.0 MHz)

Detailed Specification: E-UTRA Test Model 3.1 (E-TM3.1)
Bandwidth: 20MHz
Clipping 44%

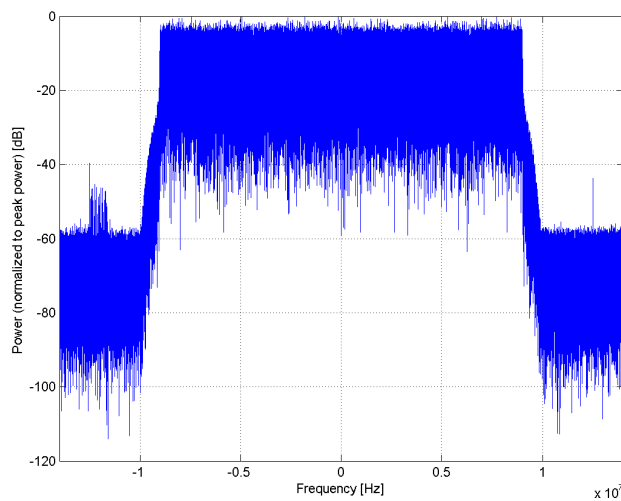
Bandwidth: 20.0 MHz
Integration Time: 20.0 ms

¹ PAR (0.1%) in accordance with FCC KDB 971168, Section 6.0 "Measurement of the Peak-to-Average Power Ratio (PAPR)"

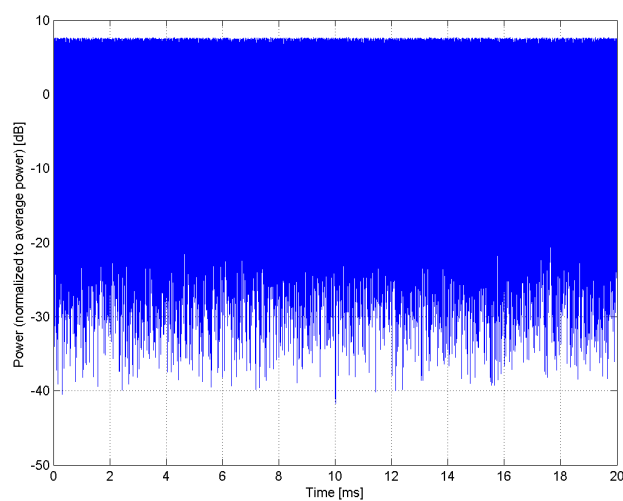
² Modulation Interference Factor (MIF) value valid only in conjunction with advanced probe response linearization calibration for the same communication system (same UID and version).



Complementary Cumulative Distribution Function (CCDF)



Frequency Domain



Time Domain

**Calibration Laboratory of
Schmid & Partner
Engineering AG**
Zeughausstrasse 43, 8004 Zurich, Switzerland

Name: **W-CDMA (BS Test Model 1, 64 DPCH, Clipping 44%)**

Group: WCDMA
UID: 10451-AAB

PAR: ¹ **7.59 dB**
MIF: ² **-12.93 dB**

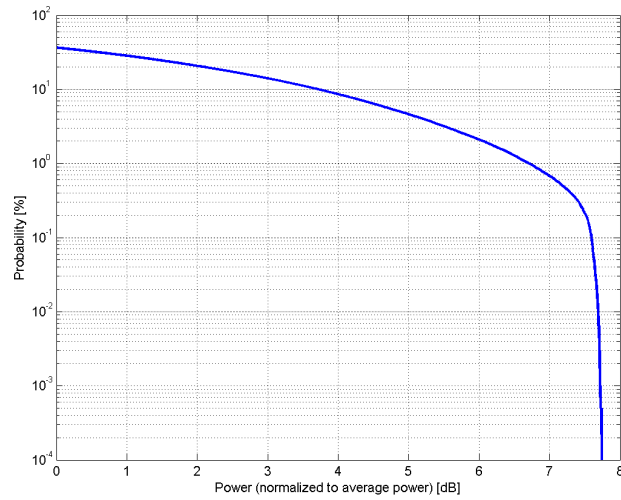
Standard Reference: TS 25.141
Category: Random amplitude modulation
Modulation: 64-QAM
Frequency Band: Band 1, Downlink (2110.0 - 2170.0 MHz)
Band 2, Downlink (1930.0 - 1990.0 MHz)
Band 3, Downlink (1805.0 - 1880.0 MHz)
Band 4, Downlink (2110.0 - 2155.0 MHz)
Band 5, Downlink (869.0 - 894.0 MHz)
Band 6, Downlink (875.0 - 885.0 MHz)
Band 7, Downlink (2620.0 - 2690.0 MHz)
Band 8, Downlink (925.0 - 960.0 MHz)
Band 9, Downlink (1844.9 - 1879.9 MHz)
Band 10, Downlink (2110.0 - 2170.0 MHz)
Band 11, Downlink (1475.9 - 1495.9 MHz)
Band 12, Downlink (729.0 - 749.0 MHz)
Band 13, Downlink (746.0 - 756.0 MHz)
Band 14, Downlink (758.0 - 768.0 MHz)
Band 19, Downlink (875.0 - 890.0 MHz)
Band 20, Downlink (791.0 - 821.0 MHz)
Band 21, Downlink (1495.9 - 1510.9 MHz)
Band 22, Downlink (3510.0 - 3590.0 MHz)
Band 25, Downlink (1930.0 - 1995.0 MHz)
Band 26, Downlink (859.0 - 894.0 MHz)
Validation band (0.0 - 6000.0 MHz)

Detailed Specification: WCDMA BS Test Model 1 DPCHx64
Single Carrier
Clipping 44%

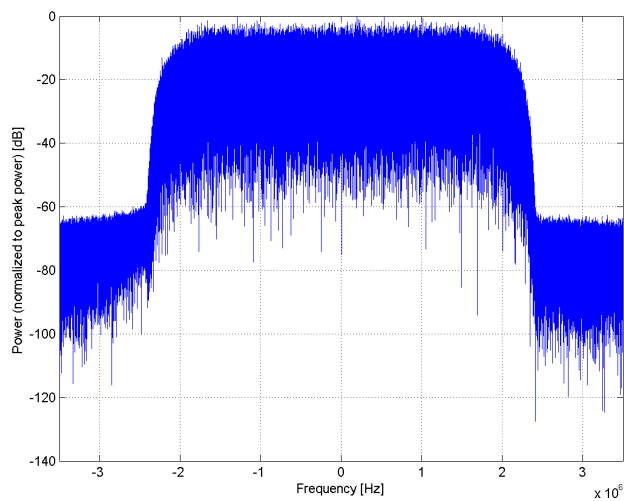
Bandwidth: 5.0 MHz
Integration Time: 20.0 ms

¹ PAR (0.1%) in accordance with FCC KDB 971168, Section 6.0 "Measurement of the Peak-to-Average Power Ratio (PAPR)"

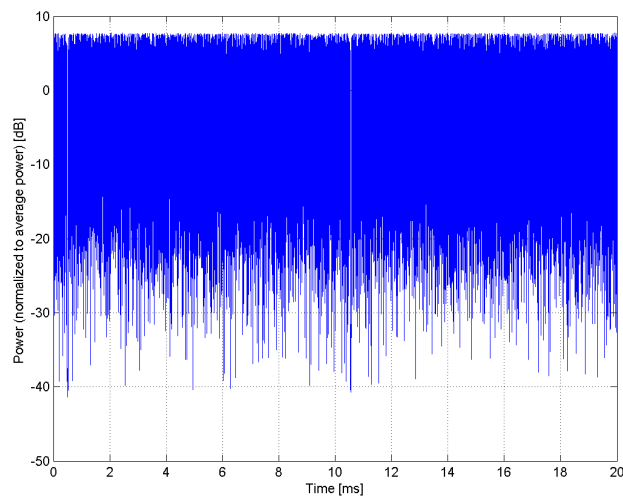
² Modulation Interference Factor (MIF) value valid only in conjunction with advanced probe response linearization calibration for the same communication system (same UID and version).



Complementary Cumulative Distribution Function (CCDF)



Frequency Domain



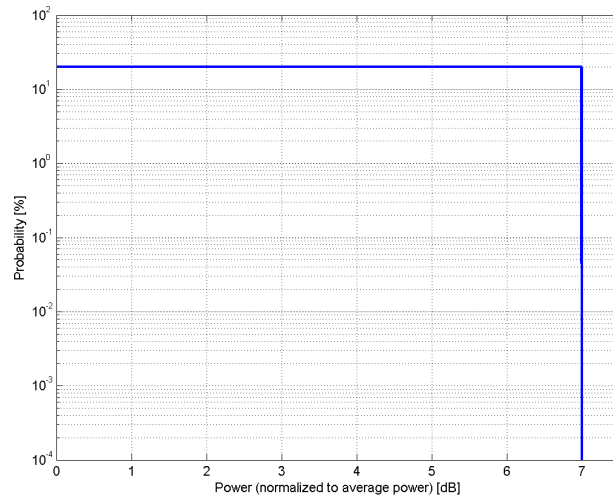
Time Domain

**Calibration Laboratory of
Schmid & Partner
Engineering AG**
Zeughausstrasse 43, 8004 Zurich, Switzerland

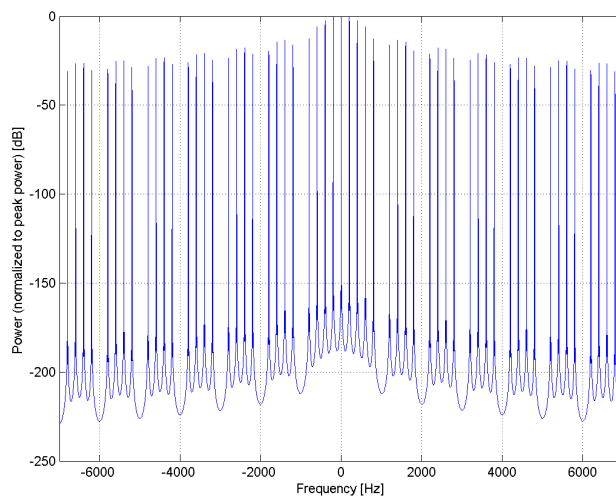
Name:	MRI (Square, 5ms, 1ms)
Group:	MRI
UID:	10452-AAC
PAR: ¹	6.99 dB
MIF: ²	1.54 dB
Standard Reference:	SPEAG
Category:	Random amplitude modulation
Modulation:	AM
Frequency Band:	MRI 1.5T (59.0 - 69.0 MHz) MRI 3T (123.0 - 133.0 MHz) Validation band (0.0 - 6000.0 MHz)
Detailed Specification:	Calibration Sequence for Medical Implant Test System (MITS) Pulse Shape: rectangular Repetition Rate: 200 Hz Duty Cycle: 20%
Bandwidth:	0.0 MHz
Integration Time:	5.0 ms

¹ PAR (0.1%) in accordance with FCC KDB 971168, Section 6.0 "Measurement of the Peak-to-Average Power Ratio (PAPR)"

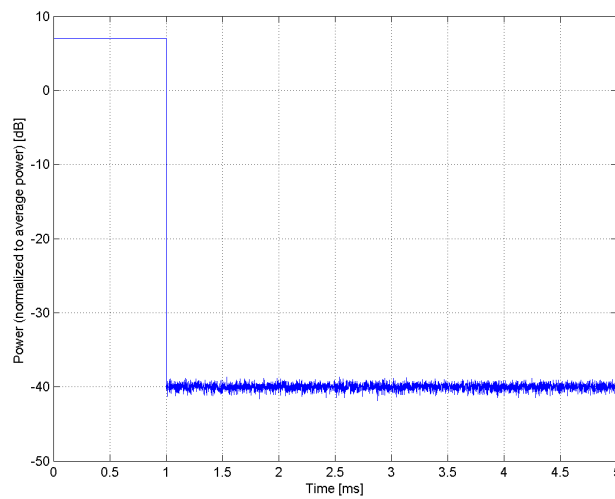
² Modulation Interference Factor (MIF) value valid only in conjunction with advanced probe response linearization calibration for the same communication system (same UID and version).



Complementary Cumulative Distribution Function (CCDF)



Frequency Domain



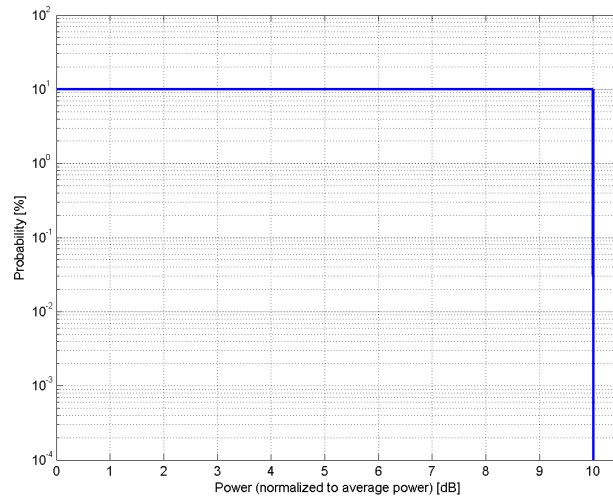
Time Domain

**Calibration Laboratory of
Schmid & Partner
Engineering AG**
Zeughausstrasse 43, 8004 Zurich, Switzerland

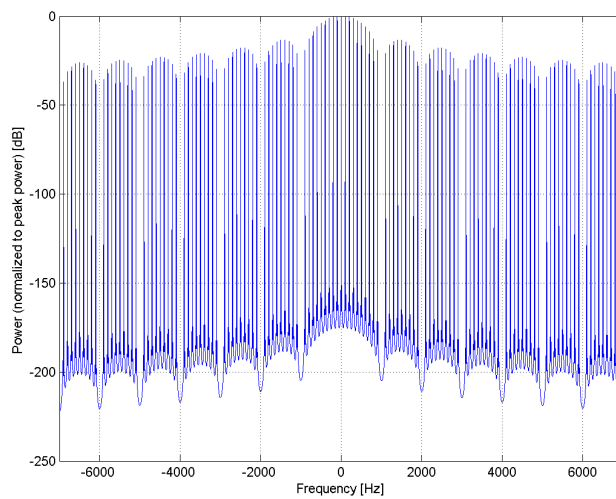
Name:	Validation (Square, 10ms, 1ms)
Group:	Test
UID:	10453-AAE
PAR: ¹	10.00 dB
MIF: ²	3.94 dB
Standard Reference:	SPEAG
Category:	Random amplitude modulation
Modulation:	AM
Frequency Band:	MRI 1.5T (59.0 - 69.0 MHz) MRI 3T (123.0 - 133.0 MHz) D300 (300.0 MHz) D400 (400.0 MHz) D450 (450.0 MHz) D600V3 (600.0 MHz) D750 (750.0 MHz) D835 (835.0 MHz) D900 (900.0 MHz) D1450 (1450.0 MHz) D1500 (1500.0 MHz) D1640 (1640.0 MHz) D1750 (1750.0 MHz) D1765 (1765.0 MHz) D1800 (1800.0 MHz) D1900 (1900.0 MHz) D1950 (1950.0 MHz) D2000 (2000.0 MHz) D2100 (2100.0 MHz) D2300 (2300.0 MHz) D2450 (2450.0 MHz) D2550V2 (2250.0 MHz) D2600 (2600.0 MHz) D3000 (3000.0 MHz) D3300V2 (3300.0 MHz) D3500 (3500.0 MHz) D3700 (3700.0 MHz) D5GHz (5000.0 - 6000.0 MHz) CD700 (700.0 MHz) CD835 (835.0 MHz) CD1880 (1880.0 MHz) CD2150 (2150.0 MHz) CD2450 (2450.0 MHz) CD2600V3 (2600.0 MHz) CD3500V3 (3500.0 MHz) CD5500V3 (5500.0 MHz) ITD700 (700.0 MHz) ITD835 (835.0 MHz) ITD1880 (1880.0 MHz) ITD2150 (2150.0 MHz) ITD2600 (2600.0 MHz) ITD3500 (3500.0 MHz) ITD5500 (5000.0 - 5900.0 MHz) CLA30 (30.0 MHz) CLA64 (64.0 MHz) CLA128 (128.0 MHz) CLA150 (150.0 MHz) CLA220 (220.0 MHz) FullSpan (0.0 - 6000.0 MHz) Validation band (0.0 - 6000.0 MHz) CLA (9.0 - 19.0 MHz) CLA6 (4.0 - 9.0 MHz) D850 (800 - 900 MHz) D1300 (1250 - 1350 MHz) D3900 (3850 - 3950 MHz) D4200 (4150 - 4250 MHz) D4600 (4550 - 4650 MHz) D4900 (4850 - 4950 MHz) D6.5GHz (6450 - 6550 MHz) D7GHz (6950 - 7050 MHz) D8GHz (7950 - 8050 MHz) D9GHz (8950 - 9050 MHz)
Detailed Specification:	Calibration Sequence for Medical Implant Test System (MITS) Pulse Shape: rectangular Repetition Rate: 100 Hz Duty Cycle: 10%
Bandwidth:	0.0 MHz
Integration Time:	10.0 ms

¹ PAR (0.1%) in accordance with FCC KDB 971168, Section 6.0 "Measurement of the Peak-to-Average Power Ratio (PAPR)"

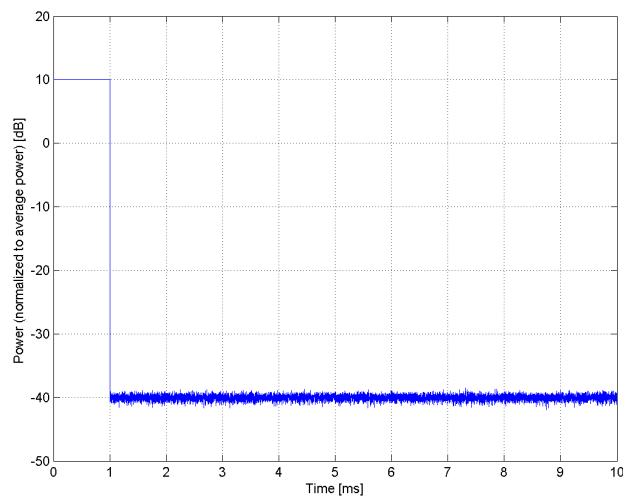
² Modulation Interference Factor (MIF) value valid only in conjunction with advanced probe response linearization calibration for the same communication system (same UID and version).



Complementary Cumulative Distribution Function (CCDF)



Frequency Domain



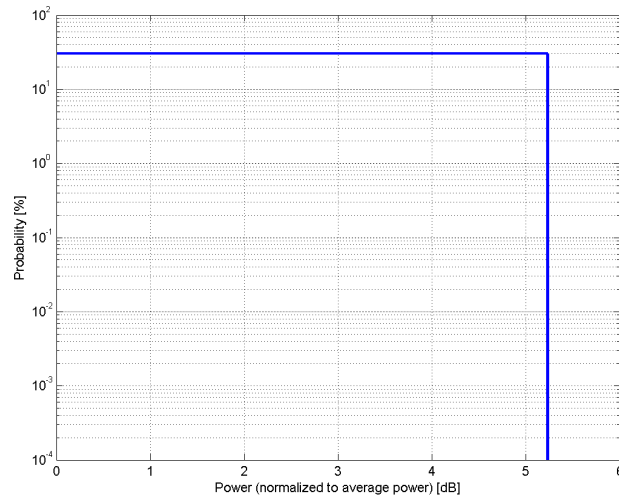
Time Domain

**Calibration Laboratory of
Schmid & Partner
Engineering AG**
Zeughausstrasse 43, 8004 Zurich, Switzerland

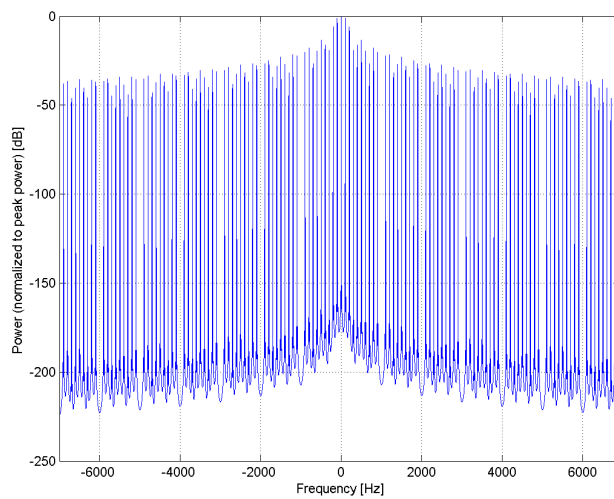
Name:	MRI (Square, 10ms, 3ms)
Group:	MRI
UID:	10454-AAC
PAR: ¹	5.23 dB
MIF: ²	-1.39 dB
Standard Reference:	SPEAG
Category:	Random amplitude modulation
Modulation:	AM
Frequency Band:	MRI 1.5T (59.0 - 69.0 MHz) MRI 3T (123.0 - 133.0 MHz) Validation band (0.0 - 6000.0 MHz)
Detailed Specification:	Calibration Sequence for Medical Implant Test System (MITS) Pulse Shape: rectangular Repetition Rate: 100 Hz Duty Cycle: 30%
Bandwidth:	0.0 MHz
Integration Time:	10.0 ms

¹ PAR (0.1%) in accordance with FCC KDB 971168, Section 6.0 "Measurement of the Peak-to-Average Power Ratio (PAPR)"

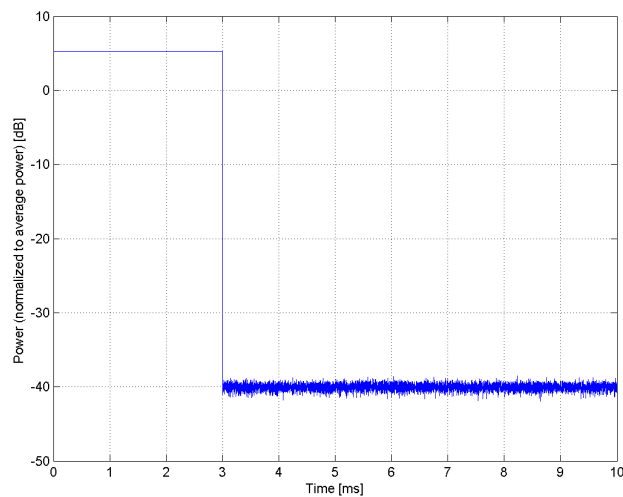
² Modulation Interference Factor (MIF) value valid only in conjunction with advanced probe response linearization calibration for the same communication system (same UID and version).



Complementary Cumulative Distribution Function (CCDF)



Frequency Domain



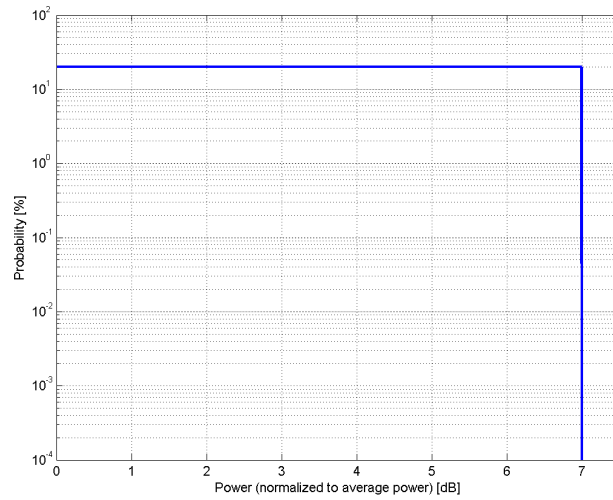
Time Domain

**Calibration Laboratory of
Schmid & Partner
Engineering AG**
Zeughausstrasse 43, 8004 Zurich, Switzerland

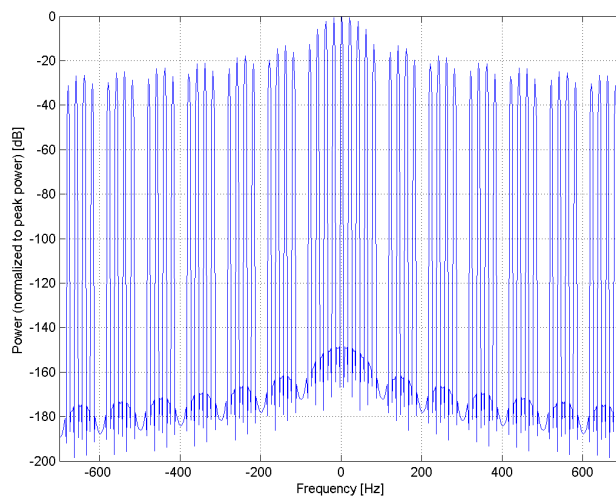
Name:	MRI (Square, 50ms, 10ms)
Group:	MRI
UID:	10455-AAC
PAR: ¹	6.99 dB
MIF: ²	-1.16 dB
Standard Reference:	SPEAG
Category:	Random amplitude modulation
Modulation:	AM
Frequency Band:	MRI 1.5T (59.0 - 69.0 MHz) MRI 3T (123.0 - 133.0 MHz) Validation band (0.0 - 6000.0 MHz)
Detailed Specification:	Calibration Sequence for Medical Implant Test System (MITS) Pulse Shape: rectangular Repetition Rate: 20 Hz Duty Cycle: 20%
Bandwidth:	0.0 MHz
Integration Time:	50.0 ms

¹ PAR (0.1%) in accordance with FCC KDB 971168, Section 6.0 "Measurement of the Peak-to-Average Power Ratio (PAPR)"

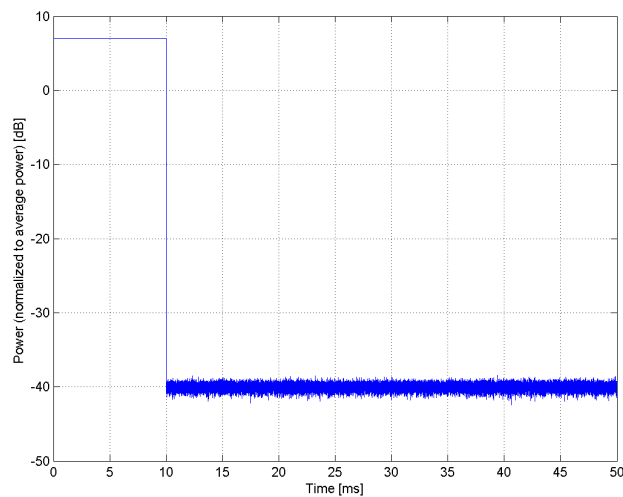
² Modulation Interference Factor (MIF) value valid only in conjunction with advanced probe response linearization calibration for the same communication system (same UID and version).



Complementary Cumulative Distribution Function (CCDF)



Frequency Domain



Time Domain

**Calibration Laboratory of
Schmid & Partner
Engineering AG**
Zeughausstrasse 43, 8004 Zurich, Switzerland

Name: **IEEE 802.11ac WiFi (160MHz, 64-QAM, 99pc duty cycle)**

Group: WLAN
UID: 10456-AAC

PAR: ¹ **8.63 dB**
MIF: ² **-14.83 dB**

Standard Reference: IEEE 802.11-2013
FCC OET KDB 248227 D01 802.11 Wi-Fi SAR v02r01

Category: Random amplitude modulation

Modulation: 64-QAM

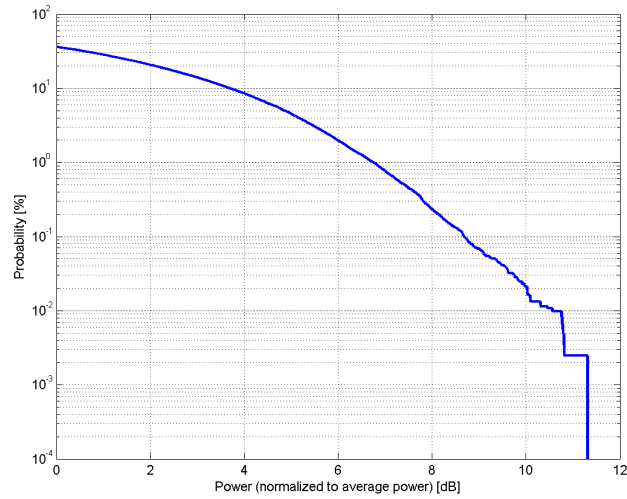
Frequency Band: WLAN 2.4GHz (2412.0 - 2484.0 MHz)
WLAN 5GHz (4915.0 - 5825.0 MHz)
U-NII-1, U-NII-2A (5170 - 5330 MHz)
U-NII-2C Standalone (5490 - 5710 MHz)
U-NII-2C <5.65 GHz (5490 - 5650 MHz)
U-NII-3 Standalone (5735 - 5835 MHz)
U-NII-2C, U-NII-3 (5650 - 5835 MHz)
U-NII-4 (5.825 - 5.925 MHz)
Validation band (0.0 - 6000.0 MHz)

Detailed Specification: Bandwidth: 160MHz
Duty cycle: 99%
MCS: 5
Number of spatial streams: 1
MPDU length: 32768

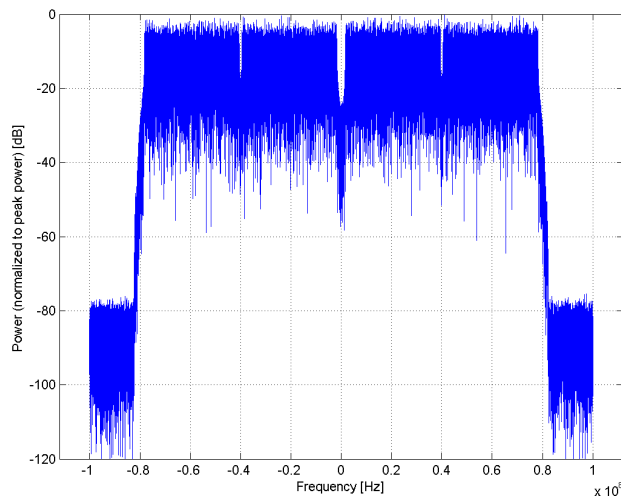
Bandwidth: 160.0 MHz
Integration Time: 0.6 ms

¹ PAR (0.1%) in accordance with FCC KDB 971168, Section 6.0 "Measurement of the Peak-to-Average Power Ratio (PAPR)"

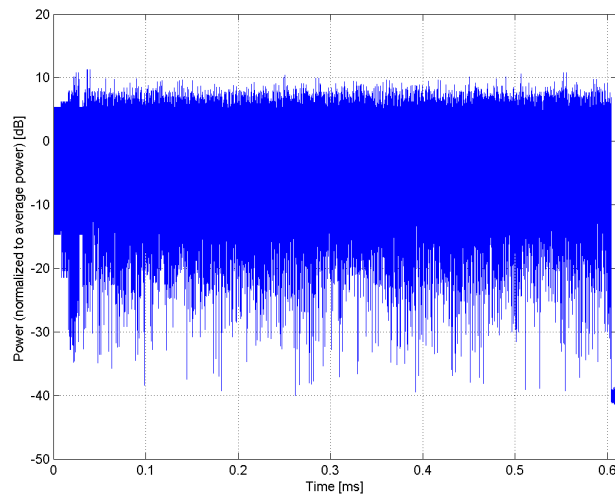
² Modulation Interference Factor (MIF) value valid only in conjunction with advanced probe response linearization calibration for the same communication system (same UID and version).



Complementary Cumulative Distribution Function (CCDF)



Frequency Domain



Time Domain

**Calibration Laboratory of
Schmid & Partner
Engineering AG**
Zeughausstrasse 43, 8004 Zurich, Switzerland

Name: **UMTS-FDD (DC-HSDPA)**

Group: WCDMA
UID: 10457-AAB

PAR: ¹ **6.62 dB**
MIF: ² **-21.09 dB**

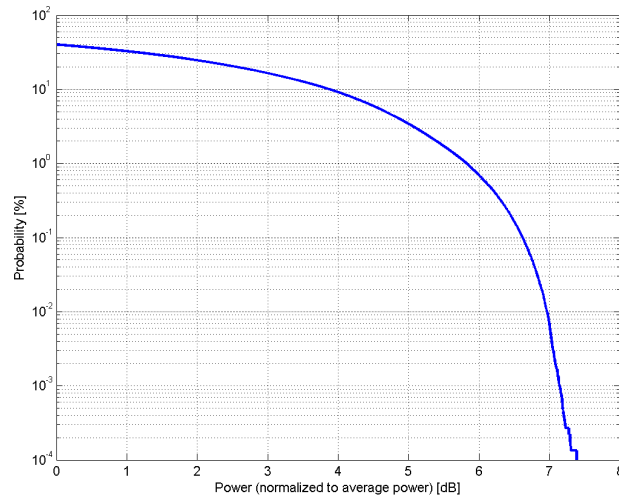
Standard Reference: FCC OET KDB 941225 D01 SAR test for 3G devices v03

Category: Random amplitude modulation
Modulation: QPSK
Frequency Band: Band 1 (1920.0 - 1980.0 MHz)
Band 2 (1850.0 - 1910.0 MHz)
Band 3 (1710.0 - 1785.0 MHz)
Band 4 (1710.0 - 1755.0 MHz)
Band 5 (824.0 - 849.0 MHz)
Band 6 (830.0 - 840.0 MHz)
Band 7 (2500.0 - 2570.0 MHz)
Band 8 (880.0 - 915.0 MHz)
Band 9 (1749.9 - 1784.9 MHz)
Band 10 (1710.0 - 1770.0 MHz)
Band 11 (1427.9 - 1452.9 MHz)
Band 12 (698.0 - 716.0 MHz)
Band 13 (777.0 - 787.0 MHz)
Band 14 (788.0 - 798.0 MHz)
Band 19 (830.0 - 845.0 MHz)
Band 20 (832.0 - 862.0 MHz)
Band 21 (1447.9 - 1462.9 MHz)
Band 22 (3410.0 - 3490.0 MHz)
Band 25 (1850.0 - 1915.0 MHz)
Band 26 (814.0 - 849.0 MHz)
Validation band (0.0 - 6000.0 MHz)

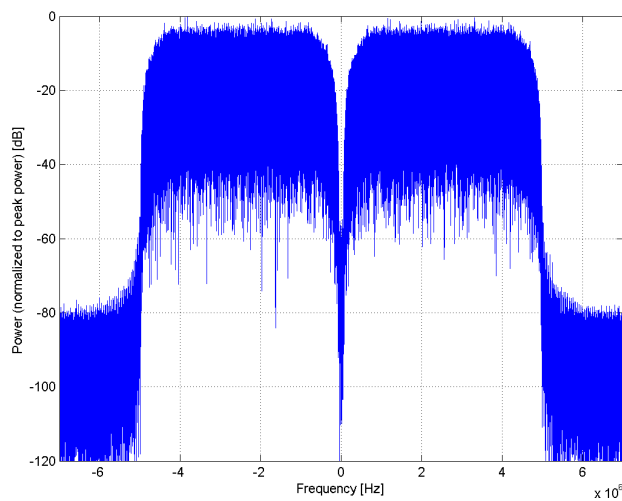
Detailed Specification: Dual Carrier HSDPA
Bandwidth: 10.0 MHz
Integration Time: 97.1 ms

¹ PAR (0.1%) in accordance with FCC KDB 971168, Section 6.0 "Measurement of the Peak-to-Average Power Ratio (PAPR)"

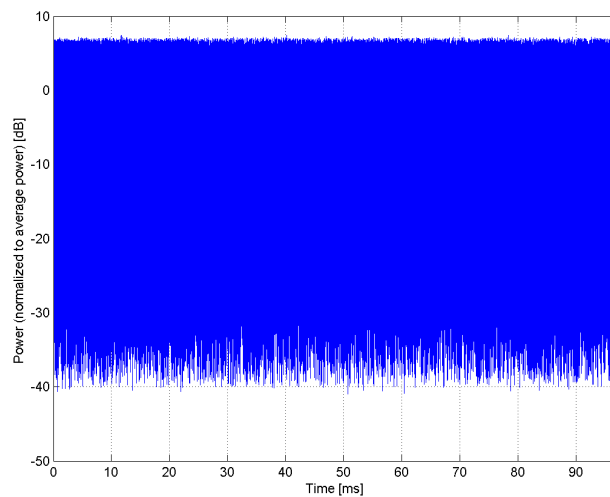
² Modulation Interference Factor (MIF) value valid only in conjunction with advanced probe response linearization calibration for the same communication system (same UID and version).



Complementary Cumulative Distribution Function (CCDF)



Frequency Domain



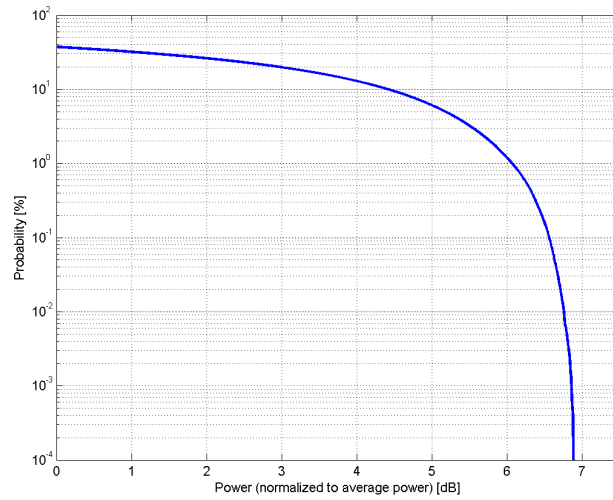
Time Domain

**Calibration Laboratory of
Schmid & Partner
Engineering AG**
Zeughausstrasse 43, 8004 Zurich, Switzerland

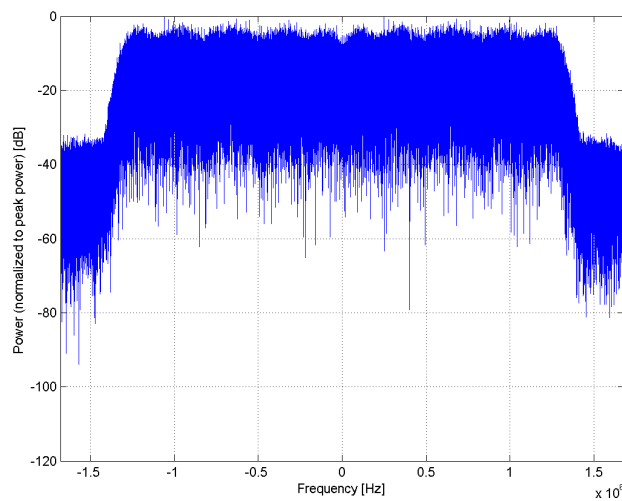
Name:	CDMA2000 (1xEV-DO, Rev. B, 2 carriers)
Group:	CDMA2000
UID:	10458-AAA
PAR: ¹	6.55 dB
MIF: ²	-18.92 dB
Standard Reference:	FCC OET KDB 941225 D01 SAR test for 3G devices v03
Category:	Random amplitude modulation
Modulation:	Q2
Frequency Band:	Band Class 0 (815.0-849.0 MHz, 20220) Band Class 1 (1850.0-1910.0 MHz, 20040) Band Class 2 (872.0-915.0 MHz, 20041) Band Class 3 (887.0-925.0 MHz, 20042) Band Class 4 (1750.0-1780.0 MHz, 20043) Band Class 5 (411.7-483.5 MHz, 20044) Band Class 6 (1920.0-1980.0 MHz, 20045) Band Class 7 (776.0-794.0 MHz, 20046) Band Class 8 (1710.0-1785.0 MHz, 20047) Band Class 9 (880.0-915.0 MHz, 20048) Band Class 10 (806.0-901.0 MHz, 20049) Band Class 11 (410.0-462.5 MHz, 20050) Band Class 12 (870.0-876.0 MHz, 20051) Band Class 13 (2500.0-2570.0 MHz, 20179) Band Class 14 (1850.0-1915.0 MHz, 20180) Band Class 15 (1710.0-1755.0 MHz, 20181) Band Class 16 (2502.0-2568.0 MHz, 20182) Band Class 18 (787.0-799.0 MHz, 20184) Band Class 19 (698.0-716.0 MHz, 20185) Band Class 20 (1626.5-1660.5 MHz, 20186) Band Class 21 (2000.0-2020.0 MHz, 20187)
Detailed Specification:	Physical Layer Configuration: Subtype 2 Reverse Data Channel Payload Size: 4096 bits, termination target of 16 slots Forward Traffic Channel: 2-slot version of 307.2kbps, ACK channel transmitting in all slots Access Terminal Power Control: "All bits up"
Bandwidth:	2.4 MHz
Integration Time:	95.2 ms

¹ PAR (0.1%) in accordance with FCC KDB 971168, Section 6.0 "Measurement of the Peak-to-Average Power Ratio (PAPR)"

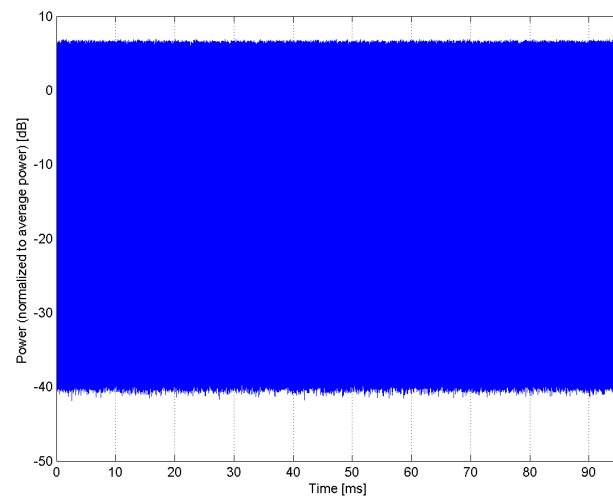
² Modulation Interference Factor (MIF) value valid only in conjunction with advanced probe response linearization calibration for the same communication system (same UID and version).



Complementary Cumulative Distribution Function (CCDF)



Frequency Domain



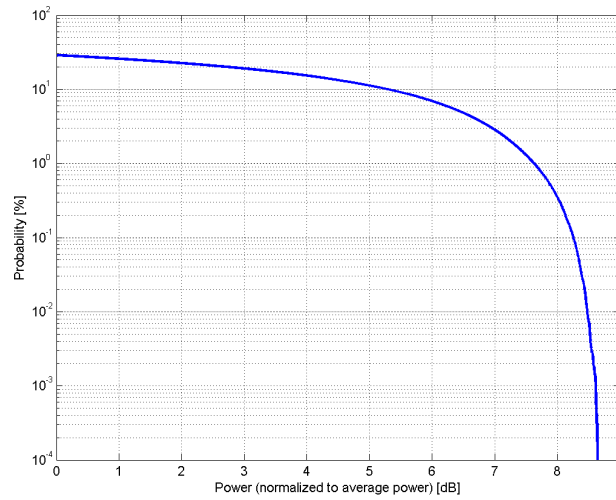
Time Domain

**Calibration Laboratory of
Schmid & Partner
Engineering AG**
Zeughausstrasse 43, 8004 Zurich, Switzerland

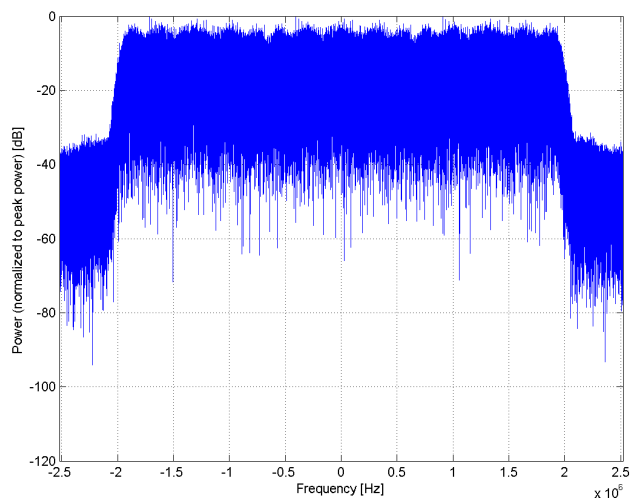
Name:	CDMA2000 (1xEV-DO, Rev. B, 3 carriers)
Group:	CDMA2000
UID:	10459-AAA
PAR: ¹	8.25 dB
MIF: ²	-19.19 dB
Standard Reference:	FCC OET KDB 941225 D01 SAR test for 3G devices v03
Category:	Random amplitude modulation
Modulation:	Q2
Frequency Band:	Band Class 0 (815.0-849.0 MHz, 20220) Band Class 1 (1850.0-1910.0 MHz, 20040) Band Class 2 (872.0-915.0 MHz, 20041) Band Class 3 (887.0-925.0 MHz, 20042) Band Class 4 (1750.0-1780.0 MHz, 20043) Band Class 5 (411.7-483.5 MHz, 20044) Band Class 6 (1920.0-1980.0 MHz, 20045) Band Class 7 (776.0-794.0 MHz, 20046) Band Class 8 (1710.0-1785.0 MHz, 20047) Band Class 9 (880.0-915.0 MHz, 20048) Band Class 10 (806.0-901.0 MHz, 20049) Band Class 11 (410.0-462.5 MHz, 20050) Band Class 12 (870.0-876.0 MHz, 20051) Band Class 13 (2500.0-2570.0 MHz, 20179) Band Class 14 (1850.0-1915.0 MHz, 20180) Band Class 15 (1710.0-1755.0 MHz, 20181) Band Class 16 (2502.0-2568.0 MHz, 20182) Band Class 18 (787.0-799.0 MHz, 20184) Band Class 19 (698.0-716.0 MHz, 20185) Band Class 20 (1626.5-1660.5 MHz, 20186) Band Class 21 (2000.0-2020.0 MHz, 20187)
Detailed Specification:	Physical Layer Configuration: Subtype 2 Reverse Data Channel Payload Size: 4096 bits, termination target of 16 slots Forward Traffic Channel: 2-slot version of 307.2kbps, ACK channel transmitting in all slots Access Terminal Power Control: "All bits up"
Bandwidth:	3.6 MHz
Integration Time:	95.2 ms

¹ PAR (0.1%) in accordance with FCC KDB 971168, Section 6.0 "Measurement of the Peak-to-Average Power Ratio (PAPR)"

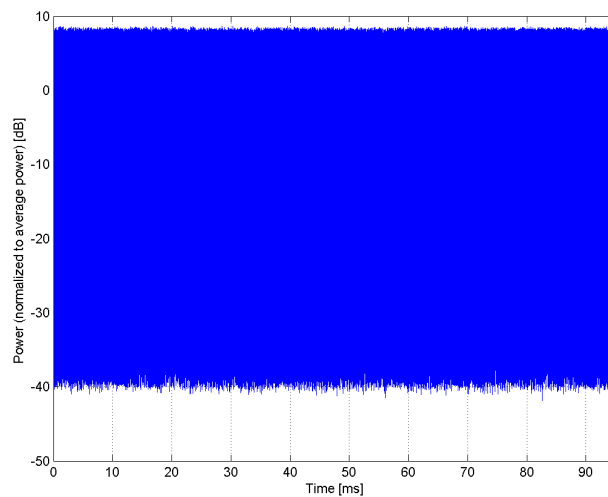
² Modulation Interference Factor (MIF) value valid only in conjunction with advanced probe response linearization calibration for the same communication system (same UID and version).



Complementary Cumulative Distribution Function (CCDF)



Frequency Domain



Time Domain

**Calibration Laboratory of
Schmid & Partner
Engineering AG**
Zeughausstrasse 43, 8004 Zurich, Switzerland

Name: **UMTS-FDD (WCDMA, AMR)**

Group: WCDMA
UID: 10460-AAB

PAR: ¹ **2.39 dB**
MIF: ² **-25.43 dB**

Standard Reference: FCC OET KDB 941225 D01 SAR test for 3G devices v03

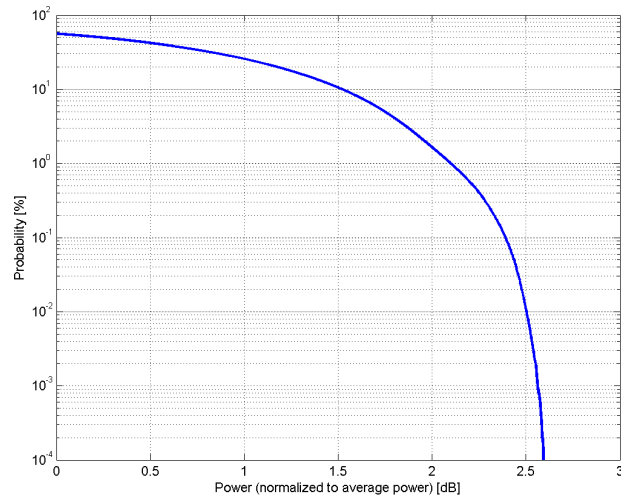
Category: Random amplitude modulation
Modulation: QPSK
Frequency Band: Band 1 (1920.0 - 1980.0 MHz)
Band 2 (1850.0 - 1910.0 MHz)
Band 3 (1710.0 - 1785.0 MHz)
Band 4 (1710.0 - 1755.0 MHz)
Band 5 (824.0 - 849.0 MHz)
Band 6 (830.0 - 840.0 MHz)
Band 7 (2500.0 - 2570.0 MHz)
Band 8 (880.0 - 915.0 MHz)
Band 9 (1749.9 - 1784.9 MHz)
Band 10 (1710.0 - 1770.0 MHz)
Band 11 (1427.9 - 1452.9 MHz)
Band 12 (698.0 - 716.0 MHz)
Band 13 (777.0 - 787.0 MHz)
Band 14 (788.0 - 798.0 MHz)
Band 19 (830.0 - 845.0 MHz)
Band 20 (832.0 - 862.0 MHz)
Band 21 (1447.9 - 1462.9 MHz)
Band 22 (3410.0 - 3490.0 MHz)
Band 25 (1850.0 - 1915.0 MHz)
Band 26 (814.0 - 849.0 MHz)
Validation band (0.0 - 6000.0 MHz)

Detailed Specification: Dedicated Channel Type: 12.2 kbps AMR
3.4 kbps SRB

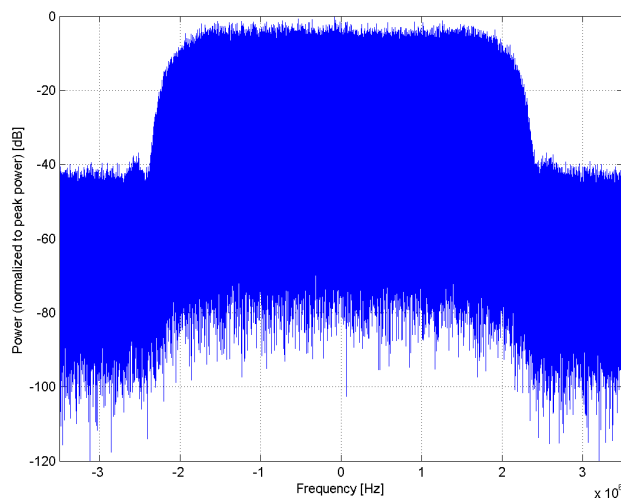
Bandwidth: 5.0 MHz
Integration Time: 100.0 ms

¹ PAR (0.1%) in accordance with FCC KDB 971168, Section 6.0 "Measurement of the Peak-to-Average Power Ratio (PAPR)"

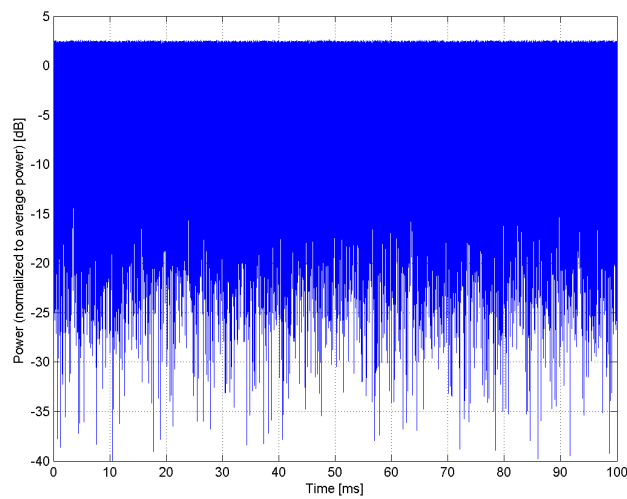
² Modulation Interference Factor (MIF) value valid only in conjunction with advanced probe response linearization calibration for the same communication system (same UID and version).



Complementary Cumulative Distribution Function (CCDF)



Frequency Domain



Time Domain

**Calibration Laboratory of
Schmid & Partner
Engineering AG**
Zeughausstrasse 43, 8004 Zurich, Switzerland

Name: **LTE-TDD (SC-FDMA, 1 RB, 1.4 MHz, QPSK, UL Subframe=2,3,4,7,8,9)**

Group: LTE-TDD
UID: 10461-AAC

PAR: ¹ **7.82 dB**
MIF: ² **-3.41 dB**

Standard Reference: 3GPP / ETSI TS 136.101 V8.4.0
3GPP / ETSI TS 136.213 V8.4.0
FCC OET KDB 941225 D05 SAR for LTE Devices v01

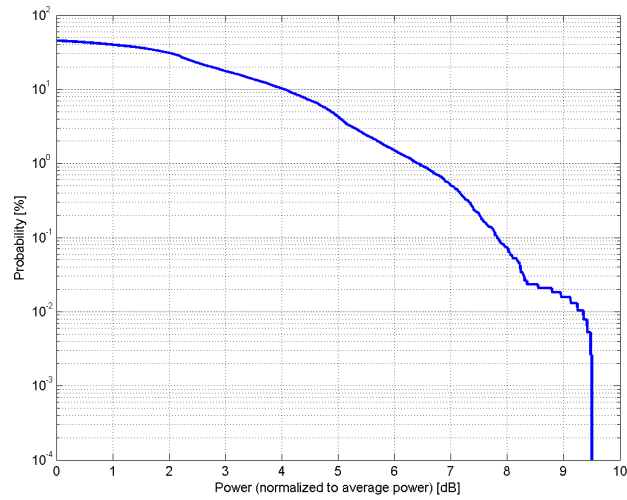
Category: Random amplitude modulation
Modulation: QPSK
Frequency Band: Band 35 (1850.0 - 1910.0 MHz)
Band 36 (1930.0 - 1990.0 MHz)
Band 53 (2483.5 - 2495.0 MHz)
Validation band (0.0 - 6000.0 MHz)

Detailed Specification: Modulation Scheme: SC-FDMA
Uplink-downlink configuration: 0
Special Subframe configuration: 7
Number of Frames: 1
Settings for UL Subframe: 2,3,4,7,8,9
Number of PUSCHs: 1
Modulation Scheme: QPSK
Allocated RB: 1
Start Number of RB: 3
Data Type: PN9fix

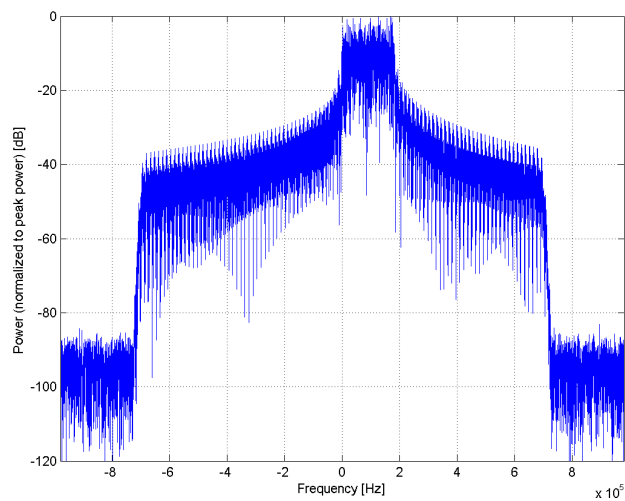
Bandwidth: 1.4 MHz
Integration Time: 10.0 ms

¹ PAR (0.1%) in accordance with FCC KDB 971168, Section 6.0 "Measurement of the Peak-to-Average Power Ratio (PAPR)"

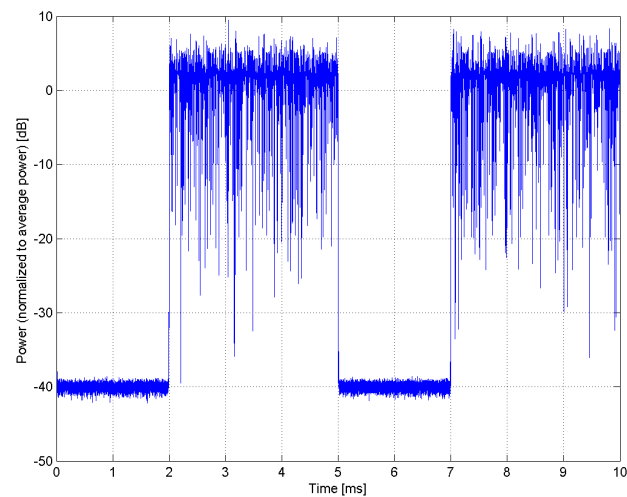
² Modulation Interference Factor (MIF) value valid only in conjunction with advanced probe response linearization calibration for the same communication system (same UID and version).



Complementary Cumulative Distribution Function (CCDF)



Frequency Domain



Time Domain

**Calibration Laboratory of
Schmid & Partner
Engineering AG**
Zeughausstrasse 43, 8004 Zurich, Switzerland

Name: **LTE-TDD (SC-FDMA, 1 RB, 1.4 MHz, 16-QAM, UL Subframe=2,3,4,7,8,9)**

Group: LTE-TDD
UID: 10462-AAC

PAR: ¹ **8.30 dB**
MIF: ² **-3.17 dB**

Standard Reference: 3GPP / ETSI TS 136.101 V8.4.0
3GPP / ETSI TS 136.213 V8.4.0
FCC OET KDB 941225 D05 SAR for LTE Devices v01

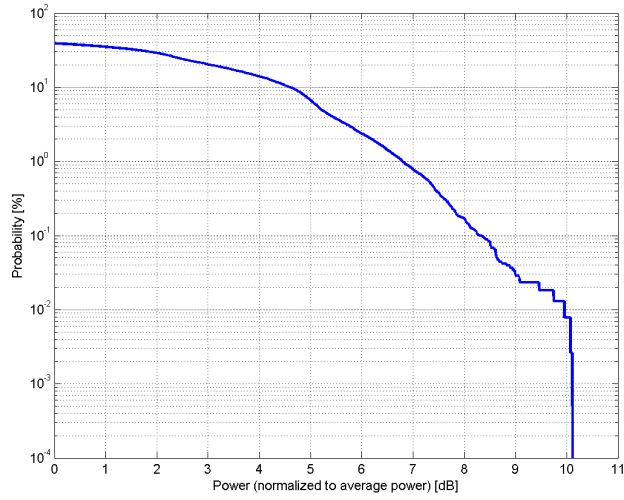
Category: Random amplitude modulation
Modulation: 16-QAM
Frequency Band: Band 35 (1850.0 - 1910.0 MHz)
Band 36 (1930.0 - 1990.0 MHz)
Band 53 (2483.5 - 2495.0 MHz)
Validation band (0.0 - 6000.0 MHz)

Detailed Specification: Modulation Scheme: SC-FDMA
Uplink-downlink configuration: 0
Special Subframe configuration: 7
Number of Frames: 1
Settings for UL Subframe: 2,3,4,7,8,9
Number of PUSCHs: 1
Modulation Scheme: QPSK
Allocated RB: 1
Start Number of RB: 3
Data Type: PN9fix

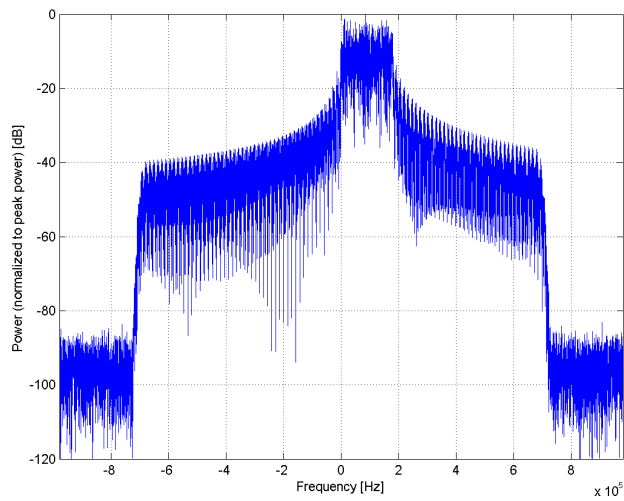
Bandwidth: 1.4 MHz
Integration Time: 10.0 ms

¹ PAR (0.1%) in accordance with FCC KDB 971168, Section 6.0 "Measurement of the Peak-to-Average Power Ratio (PAPR)"

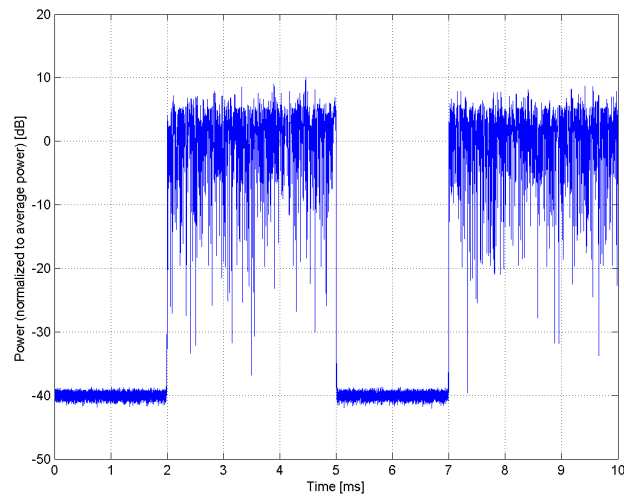
² Modulation Interference Factor (MIF) value valid only in conjunction with advanced probe response linearization calibration for the same communication system (same UID and version).



Complementary Cumulative Distribution Function (CCDF)



Frequency Domain



Time Domain

**Calibration Laboratory of
Schmid & Partner
Engineering AG**
Zeughausstrasse 43, 8004 Zurich, Switzerland

Name: **LTE-TDD (SC-FDMA, 1 RB, 1.4 MHz, 64-QAM, UL Subframe=2,3,4,7,8,9)**

Group: LTE-TDD
UID: 10463-AAC

PAR: ¹ **8.56 dB**
MIF: ² **-3.31 dB**

Standard Reference: 3GPP / ETSI TS 136.101 V8.4.0
3GPP / ETSI TS 136.213 V8.4.0
FCC OET KDB 941225 D05 SAR for LTE Devices v01

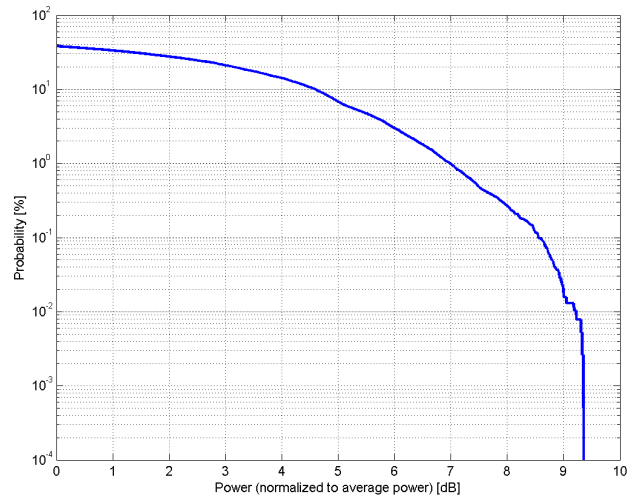
Category: Random amplitude modulation
Modulation: 64-QAM
Frequency Band: Band 35 (1850.0 - 1910.0 MHz)
Band 36 (1930.0 - 1990.0 MHz)
Band 53 (2483.5 - 2495.0 MHz)
Validation band (0.0 - 6000.0 MHz)

Detailed Specification: Modulation Scheme: SC-FDMA
Uplink-downlink configuration: 0
Special Subframe configuration: 7
Number of Frames: 1
Settings for UL Subframe: 2,3,4,7,8,9
Number of PUSCHs: 1
Modulation Scheme: QPSK
Allocated RB: 1
Start Number of RB: 3
Data Type: PN9fix

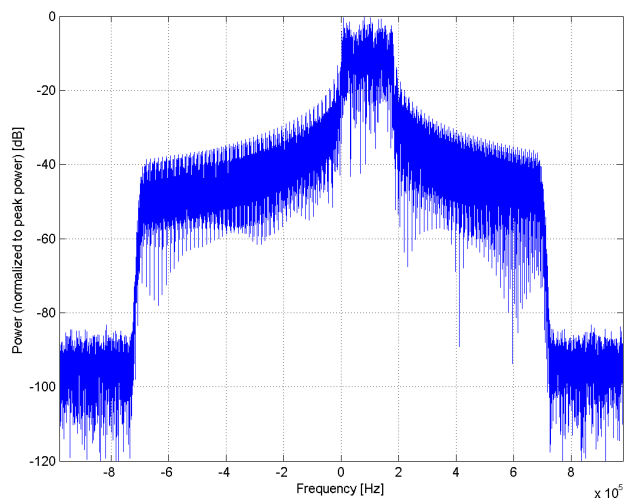
Bandwidth: 1.4 MHz
Integration Time: 10.0 ms

¹ PAR (0.1%) in accordance with FCC KDB 971168, Section 6.0 "Measurement of the Peak-to-Average Power Ratio (PAPR)"

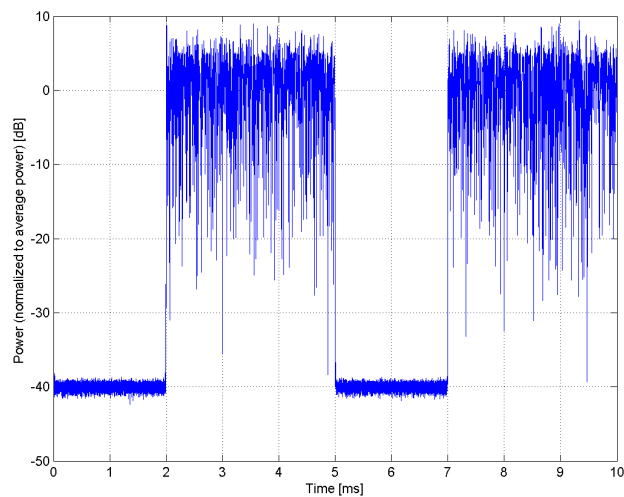
² Modulation Interference Factor (MIF) value valid only in conjunction with advanced probe response linearization calibration for the same communication system (same UID and version).



Complementary Cumulative Distribution Function (CCDF)



Frequency Domain



Time Domain

**Calibration Laboratory of
Schmid & Partner
Engineering AG**
Zeughausstrasse 43, 8004 Zurich, Switzerland

Name: **LTE-TDD (SC-FDMA, 1 RB, 3 MHz, QPSK, UL Subframe=2,3,4,7,8,9)**

Group: LTE-TDD
UID: 10464-AAD

PAR: ¹ **7.82 dB**
MIF: ² **-3.41 dB**

Standard Reference: 3GPP / ETSI TS 136.101 V8.4.0
3GPP / ETSI TS 136.213 V8.4.0
FCC OET KDB 941225 D05 SAR for LTE Devices v01

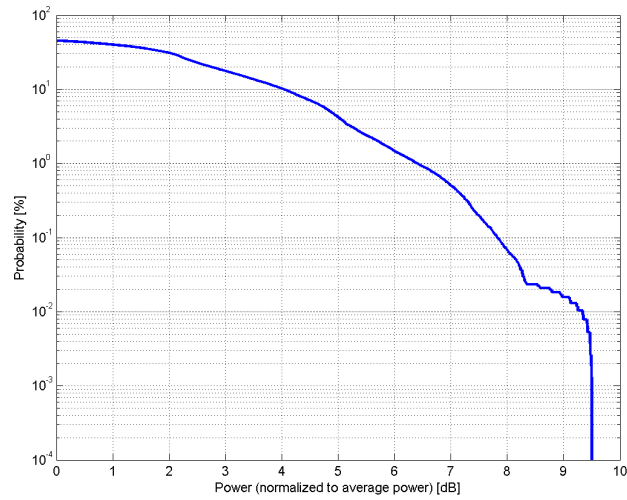
Category: Random amplitude modulation
Modulation: QPSK
Frequency Band: Band 35 (1850.0 - 1910.0 MHz)
Band 36 (1930.0 - 1990.0 MHz)
Band 44 (703.0 - 803.0 MHz)
Band 50 (1432.0 - 1517.0 MHz)
Band 51 (1427.0 - 1432.0 MHz)
Band 53 (2483.5 - 2495.0 MHz)
Validation band (0.0 - 6000.0 MHz)

Detailed Specification: Modulation Scheme: SC-FDMA
Uplink-downlink configuration: 0
Special Subframe configuration: 7
Number of Frames: 1
Settings for UL Subframe: 2,3,4,7,8,9
Number of PUSCHs: 1
Modulation Scheme: QPSK
Allocated RB: 1
Start Number of RB: 7
Data Type: PN9fix

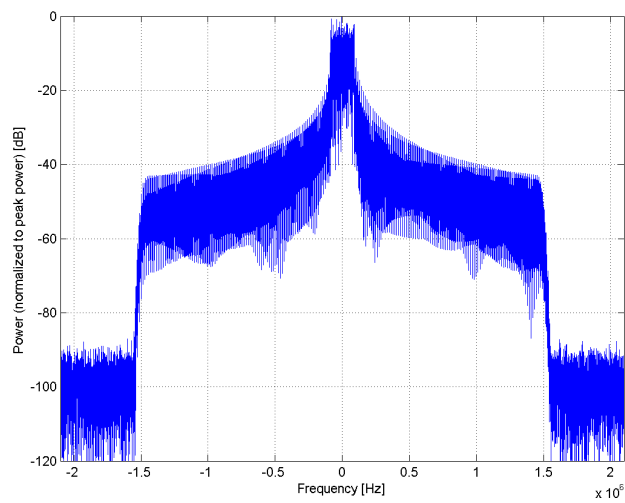
Bandwidth: 3.0 MHz
Integration Time: 10.0 ms

¹ PAR (0.1%) in accordance with FCC KDB 971168, Section 6.0 "Measurement of the Peak-to-Average Power Ratio (PAPR)"

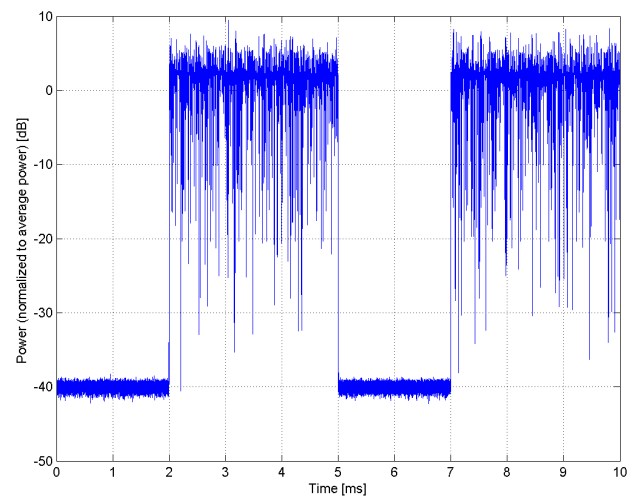
² Modulation Interference Factor (MIF) value valid only in conjunction with advanced probe response linearization calibration for the same communication system (same UID and version).



Complementary Cumulative Distribution Function (CCDF)



Frequency Domain



Time Domain

**Calibration Laboratory of
Schmid & Partner
Engineering AG**
Zeughausstrasse 43, 8004 Zurich, Switzerland

Name: **LTE-TDD (SC-FDMA, 1 RB, 3 MHz, 16-QAM, UL Subframe=2,3,4,7,8,9)**

Group: LTE-TDD
UID: 10465-AAD

PAR: ¹ **8.32 dB**
MIF: ² **-3.18 dB**

Standard Reference: 3GPP / ETSI TS 136.101 V8.4.0
3GPP / ETSI TS 136.213 V8.4.0
FCC OET KDB 941225 D05 SAR for LTE Devices v01

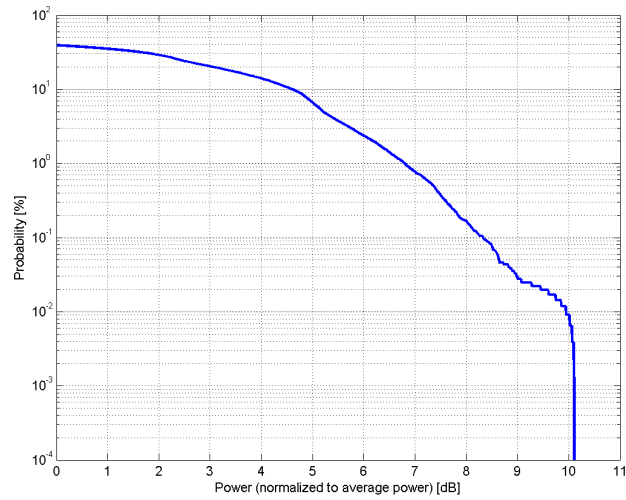
Category: Random amplitude modulation
Modulation: 16-QAM
Frequency Band: Band 35 (1850.0 - 1910.0 MHz)
Band 36 (1930.0 - 1990.0 MHz)
Band 44 (703.0 - 803.0 MHz)
Band 50 (1432.0 - 1517.0 MHz)
Band 51 (1427.0 - 1432.0 MHz)
Band 53 (2483.5 - 2495.0 MHz)
Validation band (0.0 - 6000.0 MHz)

Detailed Specification: Modulation Scheme: SC-FDMA
Uplink-downlink configuration: 0
Special Subframe configuration: 7
Number of Frames: 1
Settings for UL Subframe: 2,3,4,7,8,9
Number of PUSCHs: 1
Modulation Scheme: QPSK
Allocated RB: 1
Start Number of RB: 7
Data Type: PN9fix

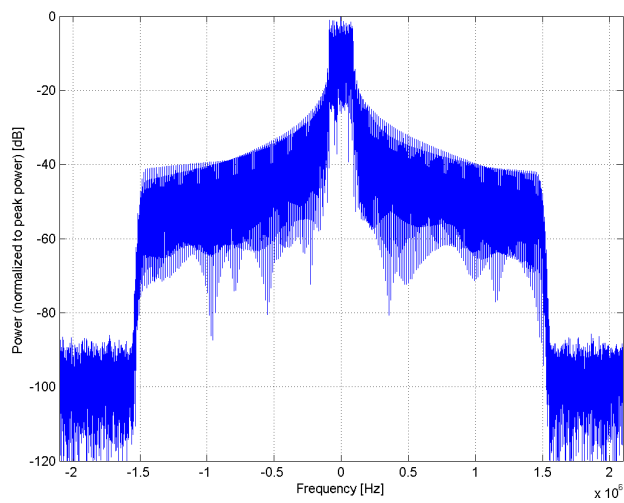
Bandwidth: 3.0 MHz
Integration Time: 10.0 ms

¹ PAR (0.1%) in accordance with FCC KDB 971168, Section 6.0 "Measurement of the Peak-to-Average Power Ratio (PAPR)"

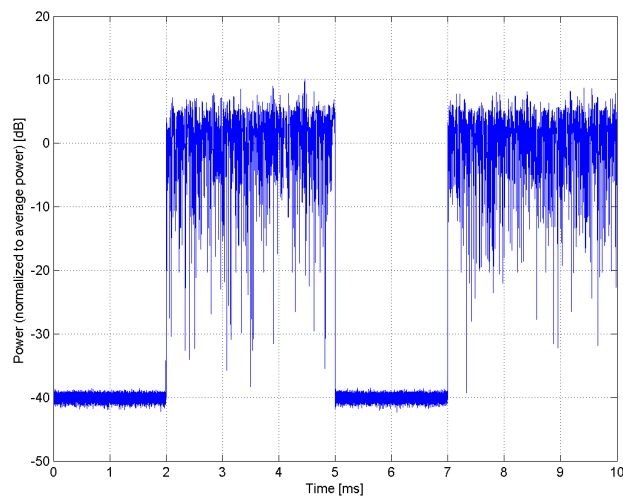
² Modulation Interference Factor (MIF) value valid only in conjunction with advanced probe response linearization calibration for the same communication system (same UID and version).



Complementary Cumulative Distribution Function (CCDF)



Frequency Domain



Time Domain

**Calibration Laboratory of
Schmid & Partner
Engineering AG**
Zeughausstrasse 43, 8004 Zurich, Switzerland

Name: **LTE-TDD (SC-FDMA, 1 RB, 3 MHz, 64-QAM, UL Subframe=2,3,4,7,8,9)**

Group: LTE-TDD
UID: 10466-AAD

PAR: ¹ **8.57 dB**
MIF: ² **-3.31 dB**

Standard Reference: 3GPP / ETSI TS 136.101 V8.4.0
3GPP / ETSI TS 136.213 V8.4.0
FCC OET KDB 941225 D05 SAR for LTE Devices v01

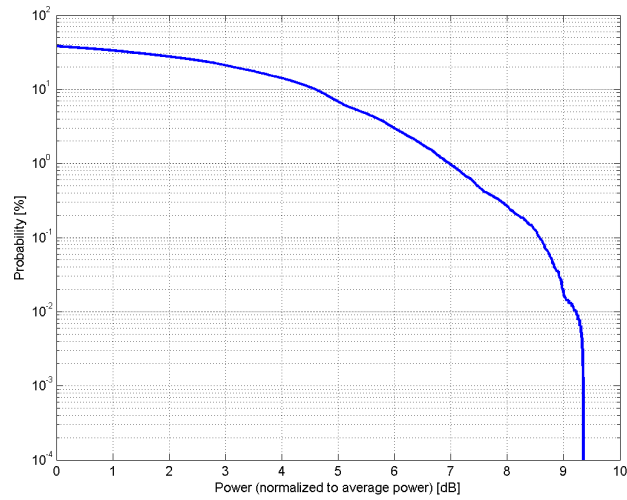
Category: Random amplitude modulation
Modulation: 64-QAM
Frequency Band: Band 35 (1850.0 - 1910.0 MHz)
Band 36 (1930.0 - 1990.0 MHz)
Band 44 (703.0 - 803.0 MHz)
Band 50 (1432.0 - 1517.0 MHz)
Band 51 (1427.0 - 1432.0 MHz)
Band 53 (2483.5 - 2495.0 MHz)
Validation band (0.0 - 6000.0 MHz)

Detailed Specification: Modulation Scheme: SC-FDMA
Uplink-downlink configuration: 0
Special Subframe configuration: 7
Number of Frames: 1
Settings for UL Subframe: 2,3,4,7,8,9
Number of PUSCHs: 1
Modulation Scheme: QPSK
Allocated RB: 1
Start Number of RB: 7
Data Type: PN9fix

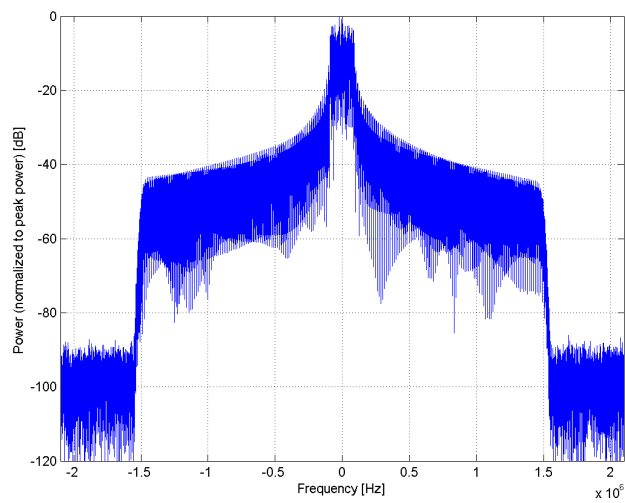
Bandwidth: 3.0 MHz
Integration Time: 10.0 ms

¹ PAR (0.1%) in accordance with FCC KDB 971168, Section 6.0 "Measurement of the Peak-to-Average Power Ratio (PAPR)"

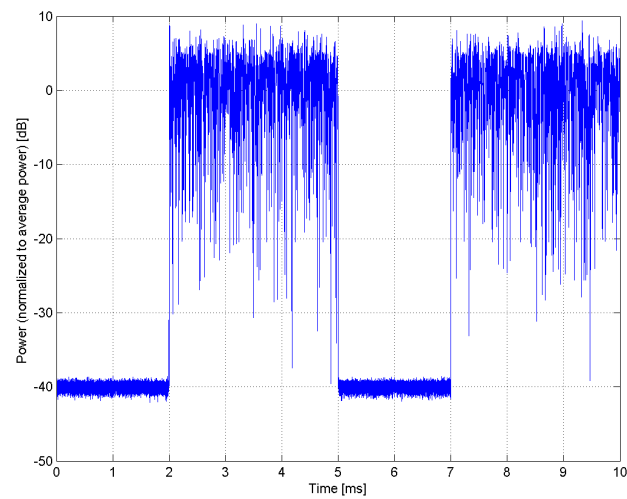
² Modulation Interference Factor (MIF) value valid only in conjunction with advanced probe response linearization calibration for the same communication system (same UID and version).



Complementary Cumulative Distribution Function (CCDF)



Frequency Domain



Time Domain

**Calibration Laboratory of
Schmid & Partner
Engineering AG**
Zeughausstrasse 43, 8004 Zurich, Switzerland

Name: **LTE-TDD (SC-FDMA, 1 RB, 5 MHz, QPSK, UL Subframe=2,3,4,7,8,9)**

Group: LTE-TDD
UID: 10467-AAG

PAR: ¹ **7.82 dB**
MIF: ² **-3.41 dB**

Standard Reference: 3GPP / ETSI TS 136.101 V8.4.0
3GPP / ETSI TS 136.213 V8.4.0
FCC OET KDB 941225 D05 SAR for LTE Devices v01

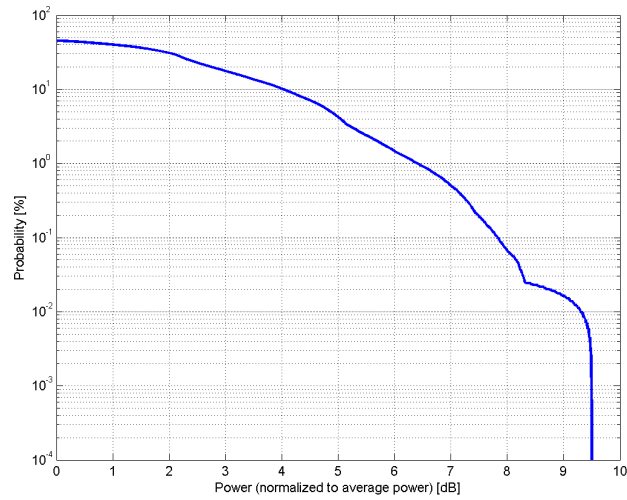
Category: Random amplitude modulation
Modulation: QPSK
Frequency Band: Band 33 (1900.0 - 1920.0 MHz)
Band 34 (2010.0 - 2025.0 MHz)
Band 35 (1850.0 - 1910.0 MHz)
Band 36 (1930.0 - 1990.0 MHz)
Band 37 (1910.0 - 1930.0 MHz)
Band 38 (2570.0 - 2620.0 MHz)
Band 39 (1880.0 - 1920.0 MHz)
Band 40 (2300.0 - 2400.0 MHz)
Band 41 (2496.0 - 2690.0 MHz)
Band 42 (3400.0 - 3600.0 MHz)
Band 43 (3600.0 - 3800.0 MHz)
Band 44 (703.0 - 803.0 MHz)
Band 45 (1447.0 - 1467.0 MHz)
Band 48 (3550.0 - 3700.0 MHz)
Band 50 (1432.0 - 1517.0 MHz)
Band 51 (1427.0 - 1432.0 MHz)
Band 52 (3300.0 - 3400.0 MHz)
Band 53 (2483.5 - 2495.0 MHz)
Validation band (0.0 - 6000.0 MHz)

Detailed Specification: Modulation Scheme: SC-FDMA
Uplink-downlink configuration: 0
Special Subframe configuration: 7
Number of Frames: 1
Settings for UL Subframe: 2,3,4,7,8,9
Number of PUSCHs: 1
Modulation Scheme: QPSK
Allocated RB: 1
Start Number of RB: 12
Data Type: PN9fix

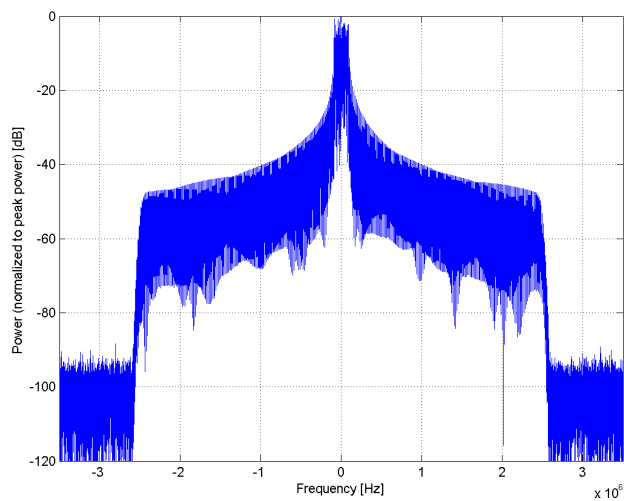
Bandwidth: 5.0 MHz
Integration Time: 10.0 ms

¹ PAR (0.1%) in accordance with FCC KDB 971168, Section 6.0 "Measurement of the Peak-to-Average Power Ratio (PAPR)"

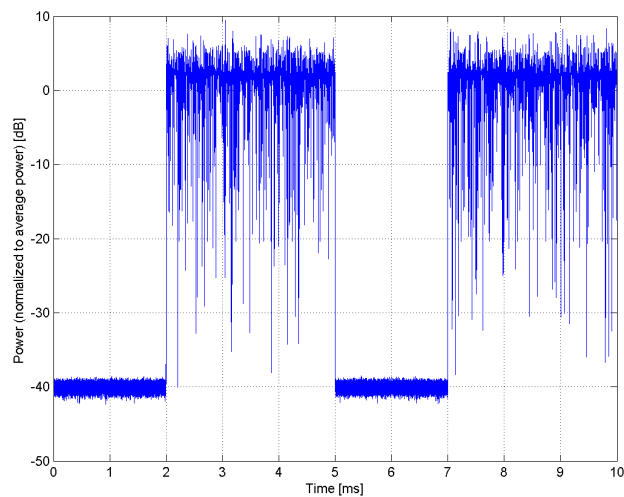
² Modulation Interference Factor (MIF) value valid only in conjunction with advanced probe response linearization calibration for the same communication system (same UID and version).



Complementary Cumulative Distribution Function (CCDF)



Frequency Domain



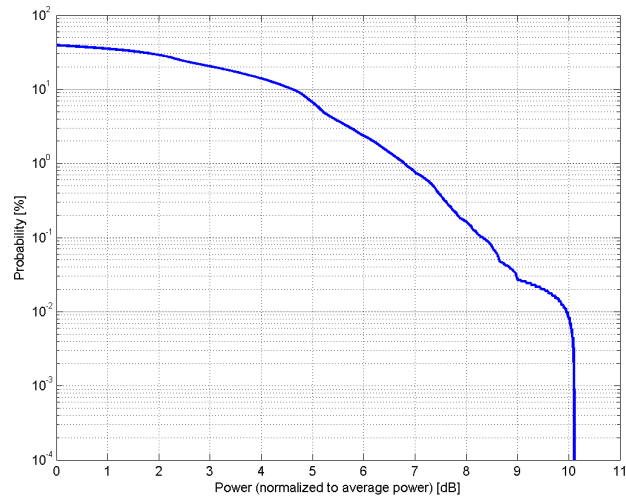
Time Domain

**Calibration Laboratory of
Schmid & Partner
Engineering AG**
Zeughausstrasse 43, 8004 Zurich, Switzerland

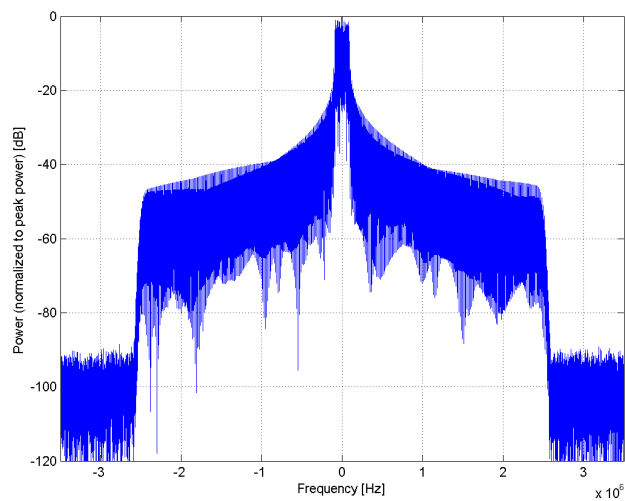
Name:	LTE-TDD (SC-FDMA, 1 RB, 5 MHz, 16-QAM, UL Subframe=2,3,4,7,8,9)
Group:	LTE-TDD
UID:	10468-AAG
PAR: ¹	8.32 dB
MIF: ²	-3.18 dB
Standard Reference:	3GPP / ETSI TS 136.101 V8.4.0 3GPP / ETSI TS 136.213 V8.4.0 FCC OET KDB 941225 D05 SAR for LTE Devices v01
Category:	Random amplitude modulation
Modulation:	16-QAM
Frequency Band:	Band 33 (1900.0 - 1920.0 MHz) Band 34 (2010.0 - 2025.0 MHz) Band 35 (1850.0 - 1910.0 MHz) Band 36 (1930.0 - 1990.0 MHz) Band 37 (1910.0 - 1930.0 MHz) Band 38 (2570.0 - 2620.0 MHz) Band 39 (1880.0 - 1920.0 MHz) Band 40 (2300.0 - 2400.0 MHz) Band 41 (2496.0 - 2690.0 MHz) Band 42 (3400.0 - 3600.0 MHz) Band 43 (3600.0 - 3800.0 MHz) Band 44 (703.0 - 803.0 MHz) Band 45 (1447.0 - 1467.0 MHz) Band 48 (3550.0 - 3700.0 MHz) Band 50 (1432.0 - 1517.0 MHz) Band 51 (1427.0 - 1432.0 MHz) Band 52 (3300.0 - 3400.0 MHz) Band 53 (2483.5 - 2495.0 MHz) Validation band (0.0 - 6000.0 MHz)
Detailed Specification:	Modulation Scheme: SC-FDMA Uplink-downlink configuration: 0 Special Subframe configuration: 7 Number of Frames: 1 Settings for UL Subframe: 2,3,4,7,8,9 Number of PUSCHs: 1 Modulation Scheme: QPSK Allocated RB: 1 Start Number of RB: 12 Data Type: PN9fix
Bandwidth:	5.0 MHz
Integration Time:	10.0 ms

¹ PAR (0.1%) in accordance with FCC KDB 971168, Section 6.0 "Measurement of the Peak-to-Average Power Ratio (PAPR)"

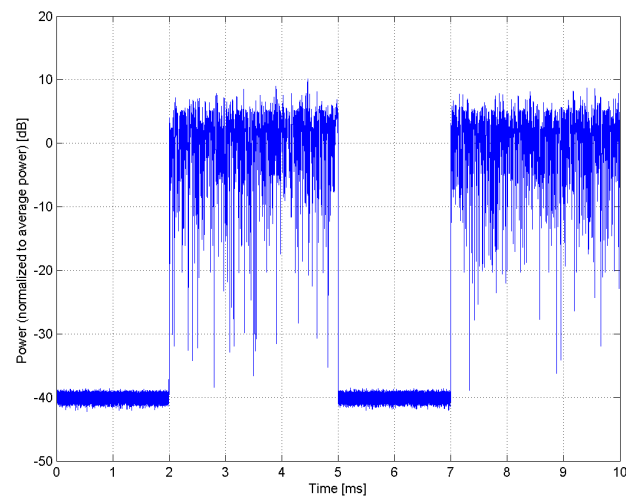
² Modulation Interference Factor (MIF) value valid only in conjunction with advanced probe response linearization calibration for the same communication system (same UID and version).



Complementary Cumulative Distribution Function (CCDF)



Frequency Domain



Time Domain

**Calibration Laboratory of
Schmid & Partner
Engineering AG**
Zeughausstrasse 43, 8004 Zurich, Switzerland

Name: **LTE-TDD (SC-FDMA, 1 RB, 5 MHz, 64-QAM, UL Subframe=2,3,4,7,8,9)**

Group: LTE-TDD
UID: 10469-AAG

PAR: ¹ **8.56 dB**
MIF: ² **-3.31 dB**

Standard Reference: 3GPP / ETSI TS 136.101 V8.4.0
3GPP / ETSI TS 136.213 V8.4.0
FCC OET KDB 941225 D05 SAR for LTE Devices v01

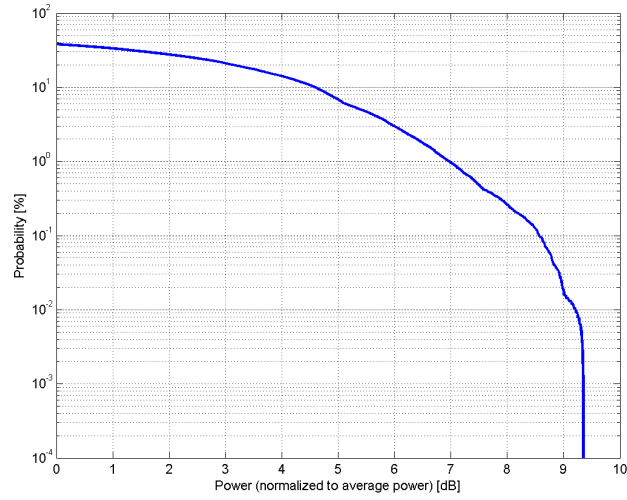
Category: Random amplitude modulation
Modulation: 64-QAM
Frequency Band: Band 33 (1900.0 - 1920.0 MHz)
Band 34 (2010.0 - 2025.0 MHz)
Band 35 (1850.0 - 1910.0 MHz)
Band 36 (1930.0 - 1990.0 MHz)
Band 37 (1910.0 - 1930.0 MHz)
Band 38 (2570.0 - 2620.0 MHz)
Band 39 (1880.0 - 1920.0 MHz)
Band 40 (2300.0 - 2400.0 MHz)
Band 41 (2496.0 - 2690.0 MHz)
Band 42 (3400.0 - 3600.0 MHz)
Band 43 (3600.0 - 3800.0 MHz)
Band 44 (703.0 - 803.0 MHz)
Band 45 (1447.0 - 1467.0 MHz)
Band 48 (3550.0 - 3700.0 MHz)
Band 50 (1432.0 - 1517.0 MHz)
Band 51 (1427.0 - 1432.0 MHz)
Band 52 (3300.0 - 3400.0 MHz)
Band 53 (2483.5 - 2495.0 MHz)
Validation band (0.0 - 6000.0 MHz)

Detailed Specification: Modulation Scheme: SC-FDMA
Uplink-downlink configuration: 0
Special Subframe configuration: 7
Number of Frames: 1
Settings for UL Subframe: 2,3,4,7,8,9
Number of PUSCHs: 1
Modulation Scheme: QPSK
Allocated RB: 1
Start Number of RB: 12
Data Type: PN9fix

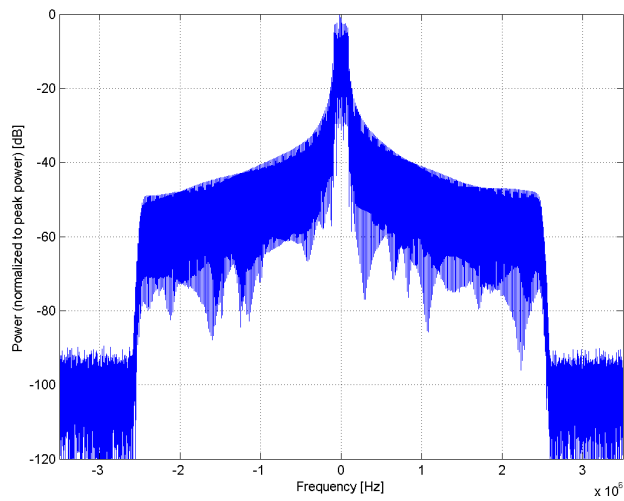
Bandwidth: 5.0 MHz
Integration Time: 10.0 ms

¹ PAR (0.1%) in accordance with FCC KDB 971168, Section 6.0 "Measurement of the Peak-to-Average Power Ratio (PAPR)"

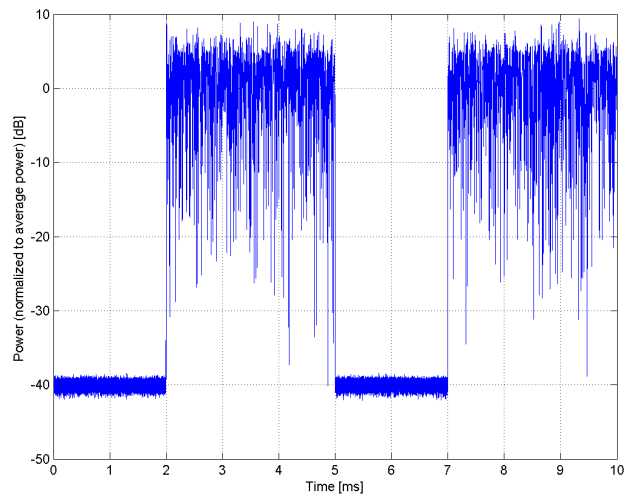
² Modulation Interference Factor (MIF) value valid only in conjunction with advanced probe response linearization calibration for the same communication system (same UID and version).



Complementary Cumulative Distribution Function (CCDF)



Frequency Domain



Time Domain

**Calibration Laboratory of
Schmid & Partner
Engineering AG**
Zeughausstrasse 43, 8004 Zurich, Switzerland

Name: **LTE-TDD (SC-FDMA, 1 RB, 10 MHz, QPSK, UL Subframe=2,3,4,7,8,9)**

Group: LTE-TDD
UID: 10470-AAG

PAR: ¹ **7.82 dB**
MIF: ² **-3.41 dB**

Standard Reference: 3GPP / ETSI TS 136.101 V8.4.0
3GPP / ETSI TS 136.213 V8.4.0
FCC OET KDB 941225 D05 SAR for LTE Devices v01

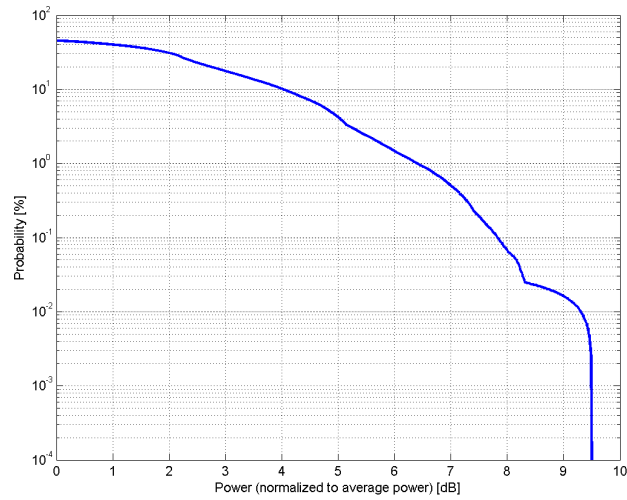
Category: Random amplitude modulation
Modulation: QPSK
Frequency Band: Band 33 (1900.0 - 1920.0 MHz)
Band 34 (2010.0 - 2025.0 MHz)
Band 35 (1850.0 - 1910.0 MHz)
Band 36 (1930.0 - 1990.0 MHz)
Band 37 (1910.0 - 1930.0 MHz)
Band 38 (2570.0 - 2620.0 MHz)
Band 39 (1880.0 - 1920.0 MHz)
Band 40 (2300.0 - 2400.0 MHz)
Band 41 (2496.0 - 2690.0 MHz)
Band 42 (3400.0 - 3600.0 MHz)
Band 43 (3600.0 - 3800.0 MHz)
Band 44 (703.0 - 803.0 MHz)
Band 45 (1447.0 - 1467.0 MHz)
Band 46 (5150.0 - 5925.0 MHz)
Band 47 (5855.0 - 5925.0 MHz)
Band 48 (3550.0 - 3700.0 MHz)
Band 49 (3550.0 - 3700.0 MHz)
Band 50 (1432.0 - 1517.0 MHz)
Band 52 (3300.0 - 3400.0 MHz)
Band 53 (2483.5 - 2495.0 MHz)
Validation band (0.0 - 6000.0 MHz)

Detailed Specification: Modulation Scheme: SC-FDMA
Uplink-downlink configuration: 0
Special Subframe configuration: 7
Number of Frames: 1
Settings for UL Subframe: 2,3,4,7,8,9
Number of PUSCHs: 1
Modulation Scheme: QPSK
Allocated RB: 1
Start Number of RB: 25
Data Type: PN9fix

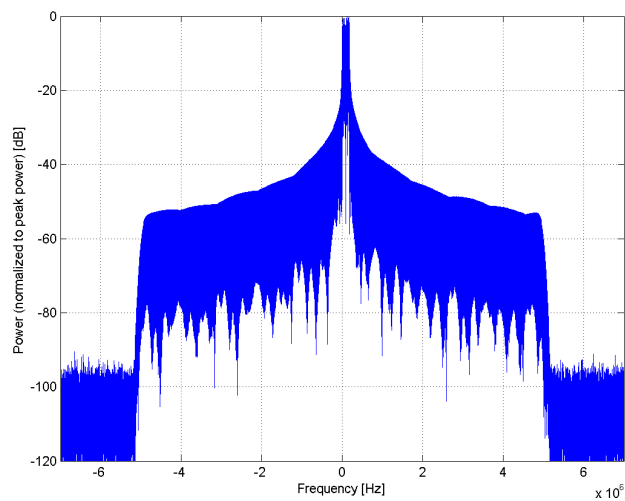
Bandwidth: 10.0 MHz
Integration Time: 10.0 ms

¹ PAR (0.1%) in accordance with FCC KDB 971168, Section 6.0 "Measurement of the Peak-to-Average Power Ratio (PAPR)"

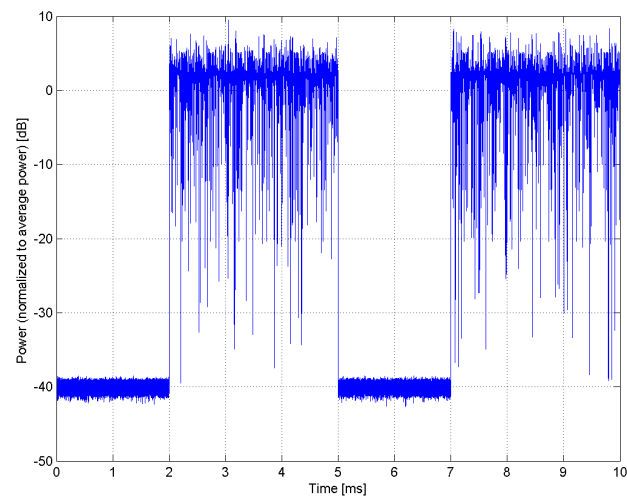
² Modulation Interference Factor (MIF) value valid only in conjunction with advanced probe response linearization calibration for the same communication system (same UID and version).



Complementary Cumulative Distribution Function (CCDF)



Frequency Domain



Time Domain

**Calibration Laboratory of
Schmid & Partner
Engineering AG**
Zeughausstrasse 43, 8004 Zurich, Switzerland

Name: **LTE-TDD (SC-FDMA, 1 RB, 10 MHz, 16-QAM, UL Subframe=2,3,4,7,8,9)**

Group: LTE-TDD
UID: 10471-AAG

PAR: ¹ **8.32 dB**
MIF: ² **-3.17 dB**

Standard Reference: 3GPP / ETSI TS 136.101 V8.4.0
3GPP / ETSI TS 136.213 V8.4.0
FCC OET KDB 941225 D05 SAR for LTE Devices v01

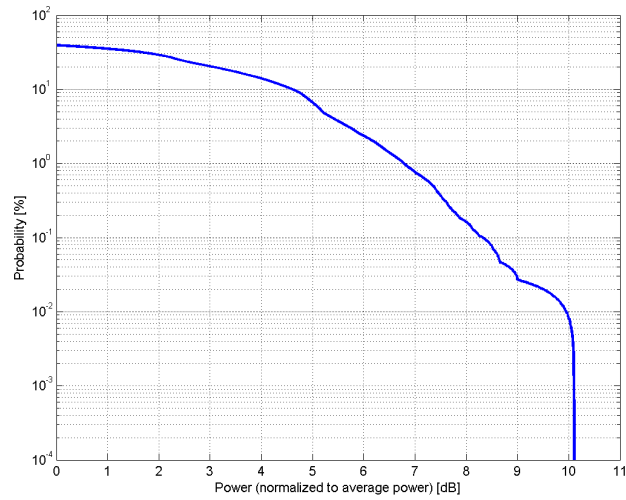
Category: Random amplitude modulation
Modulation: 16-QAM
Frequency Band: Band 33 (1900.0 - 1920.0 MHz)
Band 34 (2010.0 - 2025.0 MHz)
Band 35 (1850.0 - 1910.0 MHz)
Band 36 (1930.0 - 1990.0 MHz)
Band 37 (1910.0 - 1930.0 MHz)
Band 38 (2570.0 - 2620.0 MHz)
Band 39 (1880.0 - 1920.0 MHz)
Band 40 (2300.0 - 2400.0 MHz)
Band 41 (2496.0 - 2690.0 MHz)
Band 42 (3400.0 - 3600.0 MHz)
Band 43 (3600.0 - 3800.0 MHz)
Band 44 (703.0 - 803.0 MHz)
Band 45 (1447.0 - 1467.0 MHz)
Band 46 (5150.0 - 5925.0 MHz)
Band 47 (5855.0 - 5925.0 MHz)
Band 48 (3550.0 - 3700.0 MHz)
Band 49 (3550.0 - 3700.0 MHz)
Band 50 (1432.0 - 1517.0 MHz)
Band 52 (3300.0 - 3400.0 MHz)
Band 53 (2483.5 - 2495.0 MHz)
Validation band (0.0 - 6000.0 MHz)

Detailed Specification: Modulation Scheme: SC-FDMA
Uplink-downlink configuration: 0
Special Subframe configuration: 7
Number of Frames: 1
Settings for UL Subframe: 2,3,4,7,8,9
Number of PUSCHs: 1
Modulation Scheme: QPSK
Allocated RB: 1
Start Number of RB: 25
Data Type: PN9fix

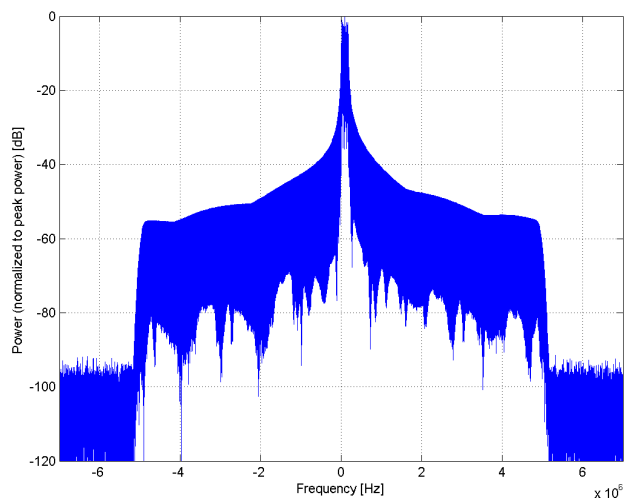
Bandwidth: 10.0 MHz
Integration Time: 10.0 ms

¹ PAR (0.1%) in accordance with FCC KDB 971168, Section 6.0 "Measurement of the Peak-to-Average Power Ratio (PAPR)"

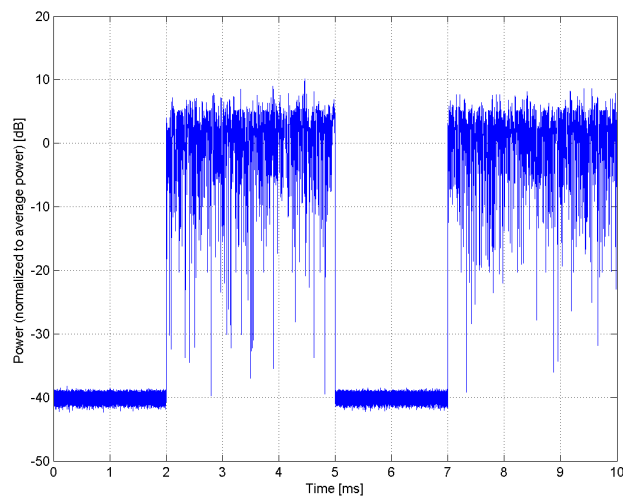
² Modulation Interference Factor (MIF) value valid only in conjunction with advanced probe response linearization calibration for the same communication system (same UID and version).



Complementary Cumulative Distribution Function (CCDF)



Frequency Domain



Time Domain

**Calibration Laboratory of
Schmid & Partner
Engineering AG**
Zeughausstrasse 43, 8004 Zurich, Switzerland

Name: **LTE-TDD (SC-FDMA, 1 RB, 10 MHz, 64-QAM, UL Subframe=2,3,4,7,8,9)**

Group: LTE-TDD
UID: 10472-AAG

PAR: ¹ **8.57 dB**
MIF: ² **-3.31 dB**

Standard Reference: 3GPP / ETSI TS 136.101 V8.4.0
3GPP / ETSI TS 136.213 V8.4.0
FCC OET KDB 941225 D05 SAR for LTE Devices v01

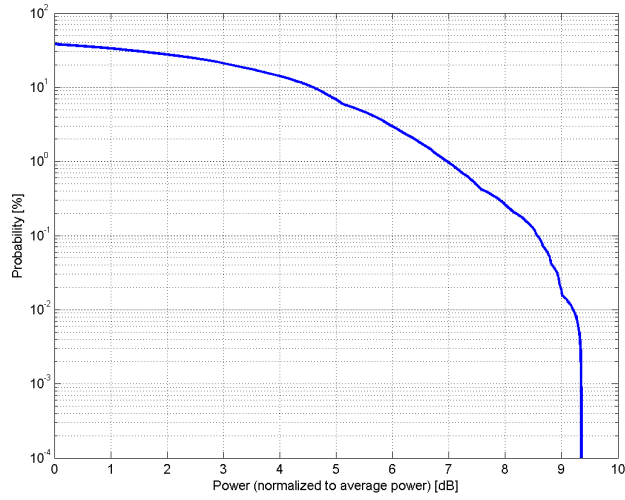
Category: Random amplitude modulation
Modulation: 64-QAM
Frequency Band: Band 33 (1900.0 - 1920.0 MHz)
Band 34 (2010.0 - 2025.0 MHz)
Band 35 (1850.0 - 1910.0 MHz)
Band 36 (1930.0 - 1990.0 MHz)
Band 37 (1910.0 - 1930.0 MHz)
Band 38 (2570.0 - 2620.0 MHz)
Band 39 (1880.0 - 1920.0 MHz)
Band 40 (2300.0 - 2400.0 MHz)
Band 41 (2496.0 - 2690.0 MHz)
Band 42 (3400.0 - 3600.0 MHz)
Band 43 (3600.0 - 3800.0 MHz)
Band 44 (703.0 - 803.0 MHz)
Band 45 (1447.0 - 1467.0 MHz)
Band 46 (5150.0 - 5925.0 MHz)
Band 47 (5855.0 - 5925.0 MHz)
Band 48 (3550.0 - 3700.0 MHz)
Band 49 (3550.0 - 3700.0 MHz)
Band 50 (1432.0 - 1517.0 MHz)
Band 52 (3300.0 - 3400.0 MHz)
Band 53 (2483.5 - 2495.0 MHz)
Validation band (0.0 - 6000.0 MHz)

Detailed Specification: Modulation Scheme: SC-FDMA
Uplink-downlink configuration: 0
Special Subframe configuration: 7
Number of Frames: 1
Settings for UL Subframe: 2,3,4,7,8,9
Number of PUSCHs: 1
Modulation Scheme: QPSK
Allocated RB: 1
Start Number of RB: 25
Data Type: PN9fix

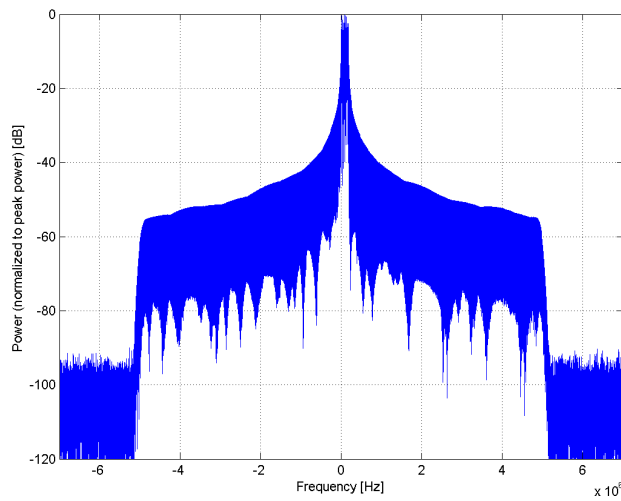
Bandwidth: 10.0 MHz
Integration Time: 10.0 ms

¹ PAR (0.1%) in accordance with FCC KDB 971168, Section 6.0 "Measurement of the Peak-to-Average Power Ratio (PAPR)"

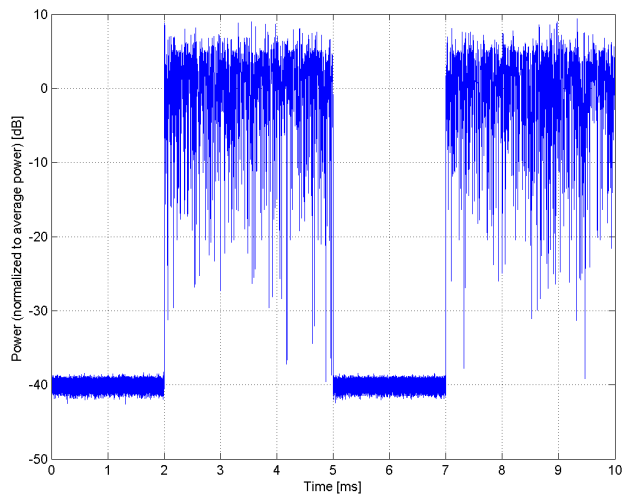
² Modulation Interference Factor (MIF) value valid only in conjunction with advanced probe response linearization calibration for the same communication system (same UID and version).



Complementary Cumulative Distribution Function (CCDF)



Frequency Domain



Time Domain

**Calibration Laboratory of
Schmid & Partner
Engineering AG**
Zeughausstrasse 43, 8004 Zurich, Switzerland

Name: **LTE-TDD (SC-FDMA, 1 RB, 15 MHz, QPSK, UL Subframe=2,3,4,7,8,9)**

Group: LTE-TDD
UID: 10473-AAF

PAR: ¹ **7.82 dB**
MIF: ² **-3.41 dB**

Standard Reference: 3GPP / ETSI TS 136.101 V8.4.0
3GPP / ETSI TS 136.213 V8.4.0
FCC OET KDB 941225 D05 SAR for LTE Devices v01

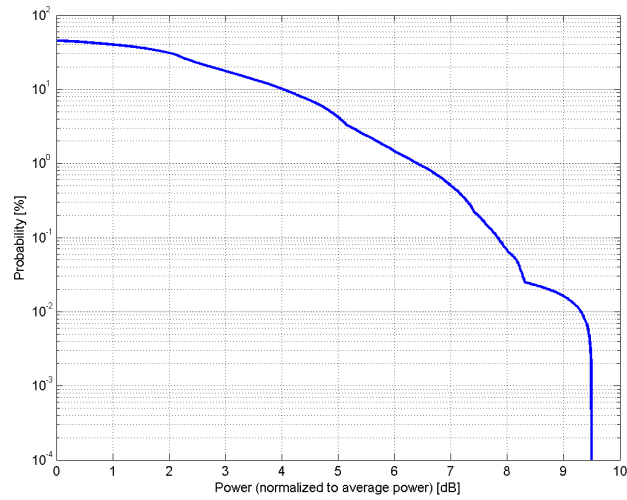
Category: Random amplitude modulation
Modulation: QPSK
Frequency Band: Band 33 (1900.0 - 1920.0 MHz)
Band 34 (2010.0 - 2025.0 MHz)
Band 35 (1850.0 - 1910.0 MHz)
Band 36 (1930.0 - 1990.0 MHz)
Band 37 (1910.0 - 1930.0 MHz)
Band 38 (2570.0 - 2620.0 MHz)
Band 39 (1880.0 - 1920.0 MHz)
Band 40 (2300.0 - 2400.0 MHz)
Band 41 (2496.0 - 2690.0 MHz)
Band 42 (3400.0 - 3600.0 MHz)
Band 43 (3600.0 - 3800.0 MHz)
Band 44 (703.0 - 803.0 MHz)
Band 45 (1447.0 - 1467.0 MHz)
Band 48 (3550.0 - 3700.0 MHz)
Band 50 (1432.0 - 1517.0 MHz)
Band 52 (3300.0 - 3400.0 MHz)
Validation band (0.0 - 6000.0 MHz)

Detailed Specification: Modulation Scheme: SC-FDMA
Uplink-downlink configuration: 0
Special Subframe configuration: 7
Number of Frames: 1
Settings for UL Subframe: 2,3,4,7,8,9
Number of PUSCHs: 1
Modulation Scheme: QPSK
Allocated RB: 1
Start Number of RB: 37
Data Type: PN9fix

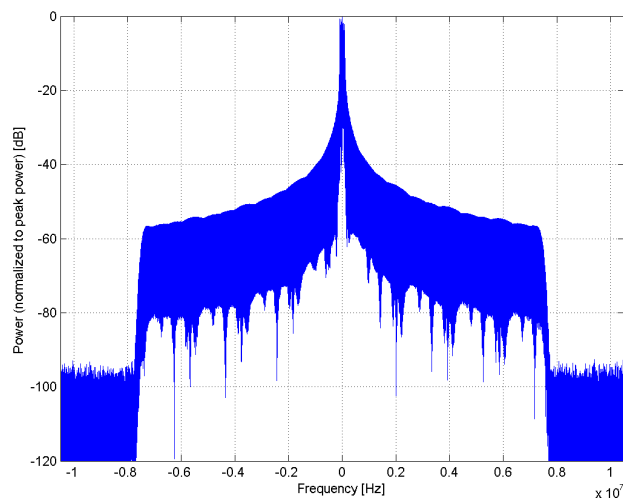
Bandwidth: 15.0 MHz
Integration Time: 10.0 ms

¹ PAR (0.1%) in accordance with FCC KDB 971168, Section 6.0 "Measurement of the Peak-to-Average Power Ratio (PAPR)"

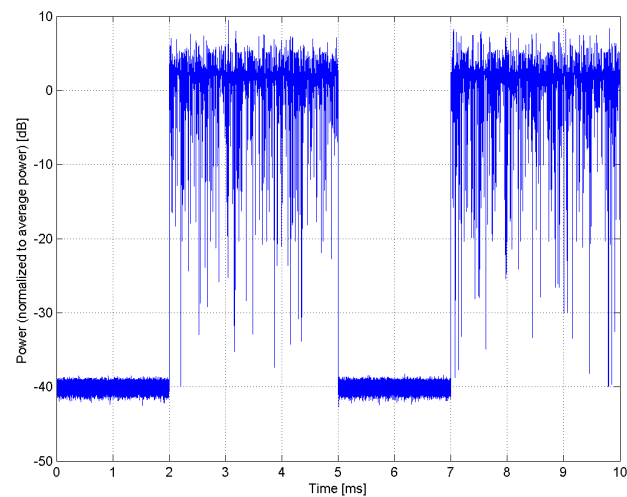
² Modulation Interference Factor (MIF) value valid only in conjunction with advanced probe response linearization calibration for the same communication system (same UID and version).



Complementary Cumulative Distribution Function (CCDF)



Frequency Domain



Time Domain

**Calibration Laboratory of
Schmid & Partner
Engineering AG**
Zeughausstrasse 43, 8004 Zurich, Switzerland

Name: **LTE-TDD (SC-FDMA, 1 RB, 15 MHz, 16-QAM, UL Subframe=2,3,4,7,8,9)**

Group: LTE-TDD
UID: 10474-AAF

PAR: ¹ **8.32 dB**
MIF: ² **-3.17 dB**

Standard Reference: 3GPP / ETSI TS 136.101 V8.4.0
3GPP / ETSI TS 136.213 V8.4.0
FCC OET KDB 941225 D05 SAR for LTE Devices v01

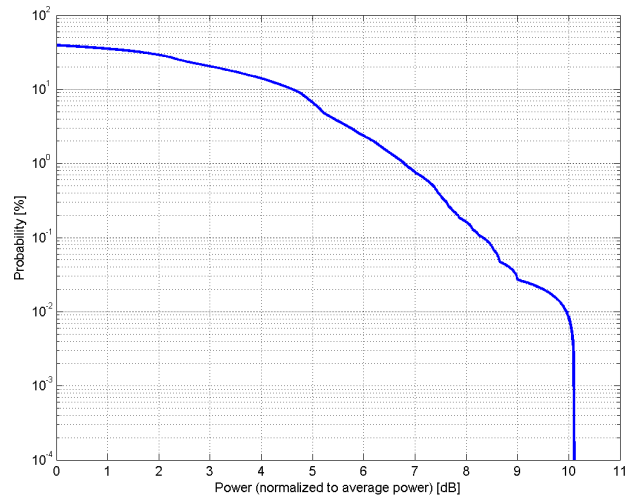
Category: Random amplitude modulation
Modulation: 16-QAM
Frequency Band: Band 33 (1900.0 - 1920.0 MHz)
Band 34 (2010.0 - 2025.0 MHz)
Band 35 (1850.0 - 1910.0 MHz)
Band 36 (1930.0 - 1990.0 MHz)
Band 37 (1910.0 - 1930.0 MHz)
Band 38 (2570.0 - 2620.0 MHz)
Band 39 (1880.0 - 1920.0 MHz)
Band 40 (2300.0 - 2400.0 MHz)
Band 41 (2496.0 - 2690.0 MHz)
Band 42 (3400.0 - 3600.0 MHz)
Band 43 (3600.0 - 3800.0 MHz)
Band 44 (703.0 - 803.0 MHz)
Band 45 (1447.0 - 1467.0 MHz)
Band 48 (3550.0 - 3700.0 MHz)
Band 50 (1432.0 - 1517.0 MHz)
Band 52 (3300.0 - 3400.0 MHz)
Validation band (0.0 - 6000.0 MHz)

Detailed Specification: Modulation Scheme: SC-FDMA
Uplink-downlink configuration: 0
Special Subframe configuration: 7
Number of Frames: 1
Settings for UL Subframe: 2,3,4,7,8,9
Number of PUSCHs: 1
Modulation Scheme: QPSK
Allocated RB: 1
Start Number of RB: 37
Data Type: PN9fix

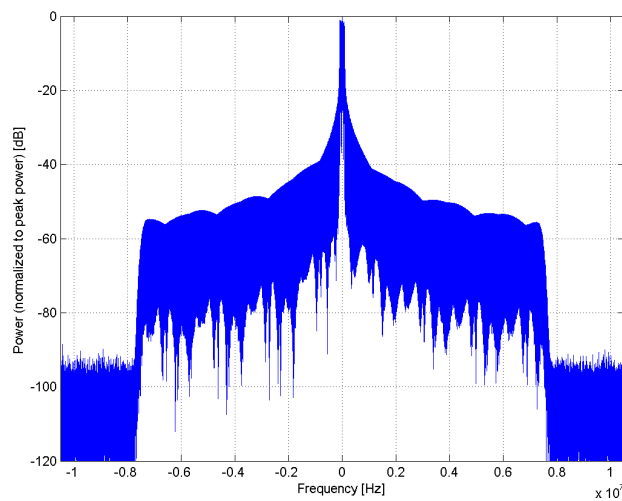
Bandwidth: 15.0 MHz
Integration Time: 10.0 ms

¹ PAR (0.1%) in accordance with FCC KDB 971168, Section 6.0 "Measurement of the Peak-to-Average Power Ratio (PAPR)"

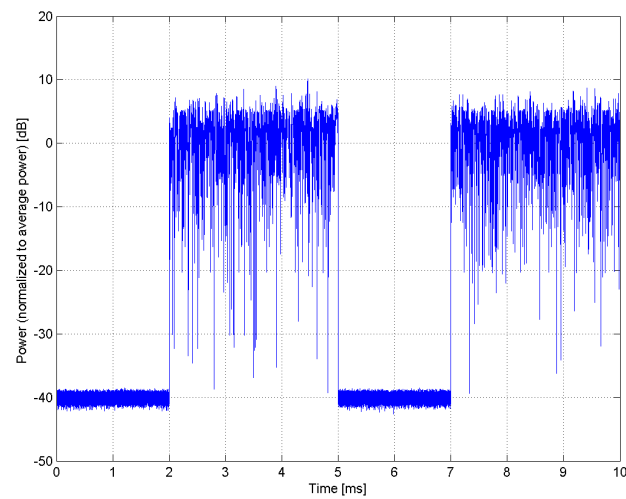
² Modulation Interference Factor (MIF) value valid only in conjunction with advanced probe response linearization calibration for the same communication system (same UID and version).



Complementary Cumulative Distribution Function (CCDF)



Frequency Domain



Time Domain

**Calibration Laboratory of
Schmid & Partner
Engineering AG**
Zeughausstrasse 43, 8004 Zurich, Switzerland

Name: **LTE-TDD (SC-FDMA, 1 RB, 15 MHz, 64-QAM, UL Subframe=2,3,4,7,8,9)**

Group: LTE-TDD
UID: 10475-AAF

PAR: ¹ **8.57 dB**
MIF: ² **-3.31 dB**

Standard Reference: 3GPP / ETSI TS 136.101 V8.4.0
3GPP / ETSI TS 136.213 V8.4.0
FCC OET KDB 941225 D05 SAR for LTE Devices v01

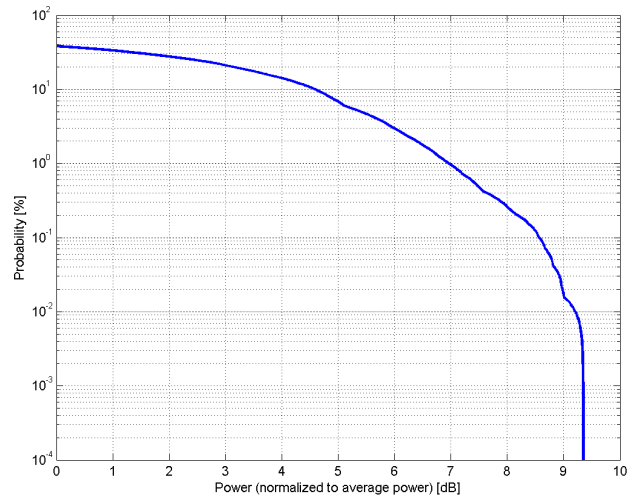
Category: Random amplitude modulation
Modulation: 64-QAM
Frequency Band: Band 33 (1900.0 - 1920.0 MHz)
Band 34 (2010.0 - 2025.0 MHz)
Band 35 (1850.0 - 1910.0 MHz)
Band 36 (1930.0 - 1990.0 MHz)
Band 37 (1910.0 - 1930.0 MHz)
Band 38 (2570.0 - 2620.0 MHz)
Band 39 (1880.0 - 1920.0 MHz)
Band 40 (2300.0 - 2400.0 MHz)
Band 41 (2496.0 - 2690.0 MHz)
Band 42 (3400.0 - 3600.0 MHz)
Band 43 (3600.0 - 3800.0 MHz)
Band 44 (703.0 - 803.0 MHz)
Band 45 (1447.0 - 1467.0 MHz)
Band 48 (3550.0 - 3700.0 MHz)
Band 50 (1432.0 - 1517.0 MHz)
Band 52 (3300.0 - 3400.0 MHz)
Validation band (0.0 - 6000.0 MHz)

Detailed Specification: Modulation Scheme: SC-FDMA
Uplink-downlink configuration: 0
Special Subframe configuration: 7
Number of Frames: 1
Settings for UL Subframe: 2,3,4,7,8,9
Number of PUSCHs: 1
Modulation Scheme: QPSK
Allocated RB: 1
Start Number of RB: 37
Data Type: PN9fix

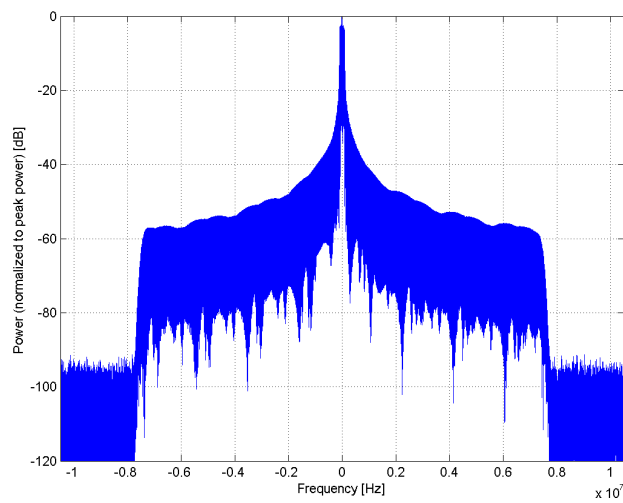
Bandwidth: 15.0 MHz
Integration Time: 10.0 ms

¹ PAR (0.1%) in accordance with FCC KDB 971168, Section 6.0 "Measurement of the Peak-to-Average Power Ratio (PAPR)"

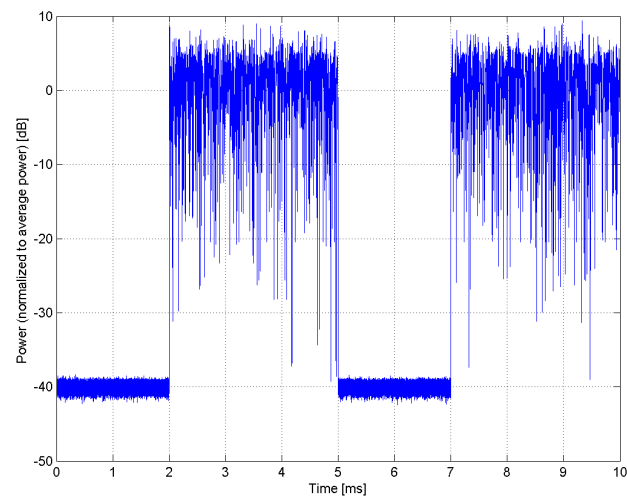
² Modulation Interference Factor (MIF) value valid only in conjunction with advanced probe response linearization calibration for the same communication system (same UID and version).



Complementary Cumulative Distribution Function (CCDF)



Frequency Domain



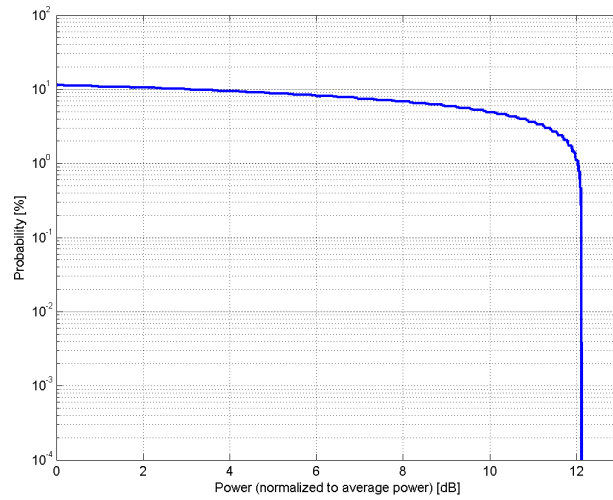
Time Domain

**Calibration Laboratory of
Schmid & Partner
Engineering AG**
Zeughausstrasse 43, 8004 Zurich, Switzerland

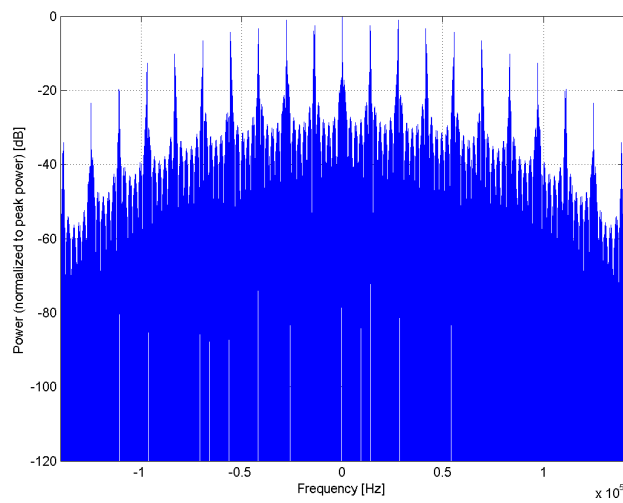
Name:	MRI (Custom, 600us, 2.7ms)
Group:	MRI
UID:	10476-AAC
PAR: ¹	12.10 dB
MIF: ²	-6.13 dB
Standard Reference:	SPEAG
Category:	Periodic pulsed modulation
Modulation:	AM
Frequency Band:	MRI 1.5T (59.0 - 69.0 MHz) MRI 3T (123.0 - 133.0 MHz) Validation band (0.0 - 6000.0 MHz)
Detailed Specification:	Calibration Sequence for Medical Implant Test System (MITS)
Bandwidth:	0.2MHz
Integration Time:	2.7 ms

¹ PAR (0.1%) in accordance with FCC KDB 971168, Section 6.0 "Measurement of the Peak-to-Average Power Ratio (PAPR)"

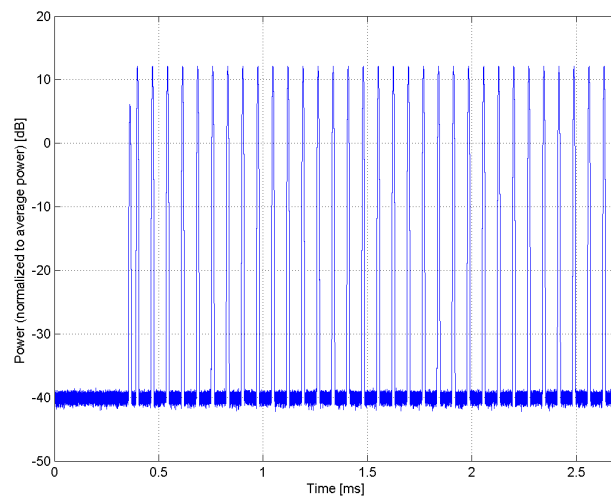
² Modulation Interference Factor (MIF) value valid only in conjunction with advanced probe response linearization calibration for the same communication system (same UID and version).



Complementary Cumulative Distribution Function (CCDF)



Frequency Domain



Time Domain

**Calibration Laboratory of
Schmid & Partner
Engineering AG**
Zeughausstrasse 43, 8004 Zurich, Switzerland

Name: **LTE-TDD (SC-FDMA, 1 RB, 20 MHz, 16-QAM, UL Subframe=2,3,4,7,8,9)**

Group: LTE-TDD
UID: 10477-AAG

PAR: ¹ **8.32 dB**
MIF: ² **-3.17 dB**

Standard Reference: 3GPP / ETSI TS 136.101 V8.4.0
3GPP / ETSI TS 136.213 V8.4.0
FCC OET KDB 941225 D05 SAR for LTE Devices v01

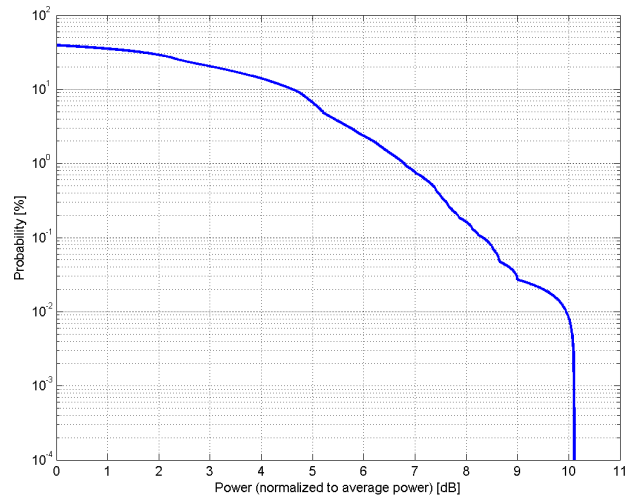
Category: Random amplitude modulation
Modulation: 16-QAM
Frequency Band: Band 33 (1900.0 - 1920.0 MHz)
Band 35 (1850.0 - 1910.0 MHz)
Band 36 (1930.0 - 1990.0 MHz)
Band 37 (1910.0 - 1930.0 MHz)
Band 38 (2570.0 - 2620.0 MHz)
Band 39 (1880.0 - 1920.0 MHz)
Band 40 (2300.0 - 2400.0 MHz)
Band 41 (2496.0 - 2690.0 MHz)
Band 42 (3400.0 - 3600.0 MHz)
Band 43 (3600.0 - 3800.0 MHz)
Band 44 (703.0 - 803.0 MHz)
Band 45 (1447.0 - 1467.0 MHz)
Band 46 (5150.0 - 5925.0 MHz)
Band 47 (5855.0 - 5925.0 MHz)
Band 48 (3550.0 - 3700.0 MHz)
Band 49 (3550.0 - 3700.0 MHz)
Band 50 (1432.0 - 1517.0 MHz)
Band 52 (3300.0 - 3400.0 MHz)
Validation band (0.0 - 6000.0 MHz)

Detailed Specification: Modulation Scheme: SC-FDMA
Uplink-downlink configuration: 0
Special Subframe configuration: 7
Number of Frames: 1
Settings for UL Subframe: 2,3,4,7,8,9
Number of PUSCHs: 1
Modulation Scheme: QPSK
Allocated RB: 1
Start Number of RB: 50
Data Type: PN9fix

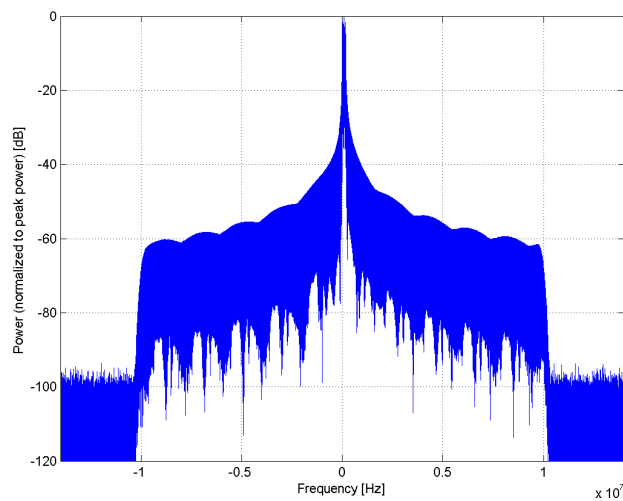
Bandwidth: 20.0 MHz
Integration Time: 10.0 ms

¹ PAR (0.1%) in accordance with FCC KDB 971168, Section 6.0 "Measurement of the Peak-to-Average Power Ratio (PAPR)"

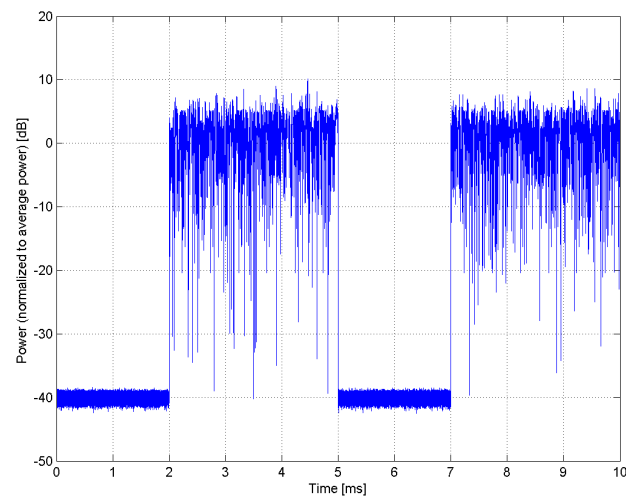
² Modulation Interference Factor (MIF) value valid only in conjunction with advanced probe response linearization calibration for the same communication system (same UID and version).



Complementary Cumulative Distribution Function (CCDF)



Frequency Domain



Time Domain

**Calibration Laboratory of
Schmid & Partner
Engineering AG**
Zeughausstrasse 43, 8004 Zurich, Switzerland

Name: **LTE-TDD (SC-FDMA, 1 RB, 20 MHz, 64-QAM, UL Subframe=2,3,4,7,8,9)**

Group: LTE-TDD
UID: 10478-AAG

PAR: ¹ **8.57 dB**
MIF: ² **-3.31 dB**

Standard Reference: 3GPP / ETSI TS 136.101 V8.4.0
3GPP / ETSI TS 136.213 V8.4.0
FCC OET KDB 941225 D05 SAR for LTE Devices v01

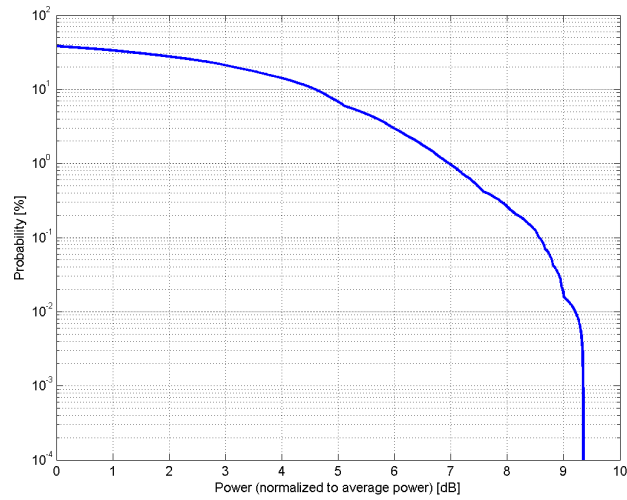
Category: Random amplitude modulation
Modulation: 64-QAM
Frequency Band: Band 33 (1900.0 - 1920.0 MHz)
Band 35 (1850.0 - 1910.0 MHz)
Band 36 (1930.0 - 1990.0 MHz)
Band 37 (1910.0 - 1930.0 MHz)
Band 38 (2570.0 - 2620.0 MHz)
Band 39 (1880.0 - 1920.0 MHz)
Band 40 (2300.0 - 2400.0 MHz)
Band 41 (2496.0 - 2690.0 MHz)
Band 42 (3400.0 - 3600.0 MHz)
Band 43 (3600.0 - 3800.0 MHz)
Band 44 (703.0 - 803.0 MHz)
Band 45 (1447.0 - 1467.0 MHz)
Band 46 (5150.0 - 5925.0 MHz)
Band 47 (5855.0 - 5925.0 MHz)
Band 48 (3550.0 - 3700.0 MHz)
Band 49 (3550.0 - 3700.0 MHz)
Band 50 (1432.0 - 1517.0 MHz)
Band 52 (3300.0 - 3400.0 MHz)
Validation band (0.0 - 6000.0 MHz)

Detailed Specification: Modulation Scheme: SC-FDMA
Uplink-downlink configuration: 0
Special Subframe configuration: 7
Number of Frames: 1
Settings for UL Subframe: 2,3,4,7,8,9
Number of PUSCHs: 1
Modulation Scheme: QPSK
Allocated RB: 1
Start Number of RB: 50
Data Type: PN9fix

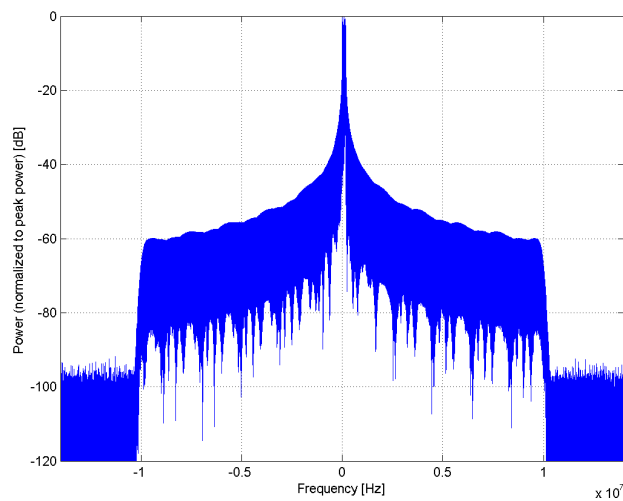
Bandwidth: 20.0 MHz
Integration Time: 10.0 ms

¹ PAR (0.1%) in accordance with FCC KDB 971168, Section 6.0 "Measurement of the Peak-to-Average Power Ratio (PAPR)"

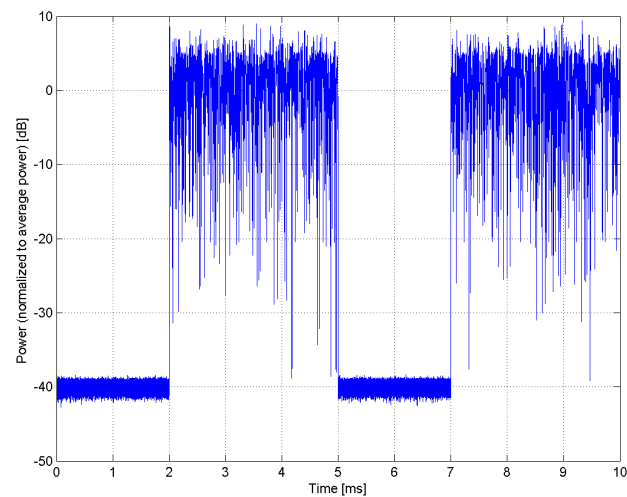
² Modulation Interference Factor (MIF) value valid only in conjunction with advanced probe response linearization calibration for the same communication system (same UID and version).



Complementary Cumulative Distribution Function (CCDF)



Frequency Domain



Time Domain

**Calibration Laboratory of
Schmid & Partner
Engineering AG**
Zeughausstrasse 43, 8004 Zurich, Switzerland

Name: **LTE-TDD (SC-FDMA, 50% RB, 1.4 MHz, QPSK, UL Subframe=2,3,4,7,8,9)**

Group: LTE-TDD
UID: 10479-AAC

PAR: ¹ **7.74 dB**
MIF: ² **-3.41 dB**

Standard Reference: 3GPP / ETSI TS 136.101 V8.4.0
3GPP / ETSI TS 136.213 V8.4.0
FCC OET KDB 941225 D05 SAR for LTE Devices v01

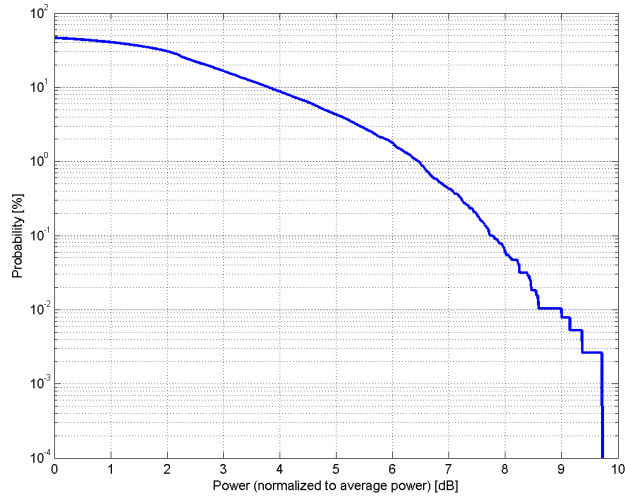
Category: Random amplitude modulation
Modulation: QPSK
Frequency Band: Band 35 (1850.0 - 1910.0 MHz)
Band 36 (1930.0 - 1990.0 MHz)
Band 53 (2483.5 - 2495.0 MHz)
Validation band (0.0 - 6000.0 MHz)

Detailed Specification: Modulation Scheme: SC-FDMA
Uplink-downlink configuration: 0
Special Subframe configuration: 7
Number of Frames: 1
Settings for UL Subframe: 2,3,4,7,8,9
Number of PUSCHs: 1
Modulation Scheme: QPSK
Allocated RB: 3
Start Number of RB: 2
Data Type: PN9fix

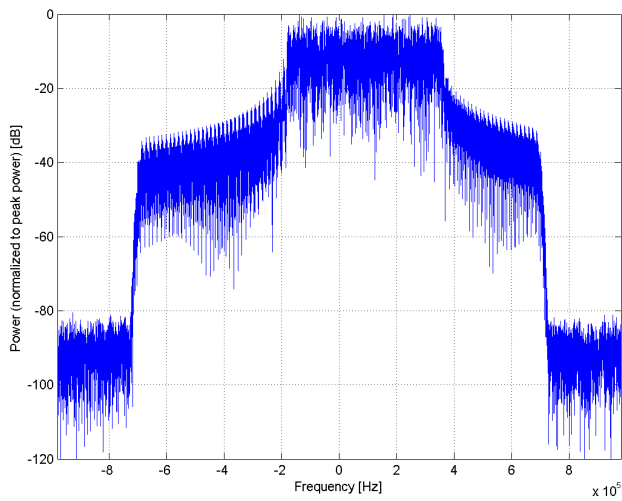
Bandwidth: 1.4 MHz
Integration Time: 10.0 ms

¹ PAR (0.1%) in accordance with FCC KDB 971168, Section 6.0 "Measurement of the Peak-to-Average Power Ratio (PAPR)"

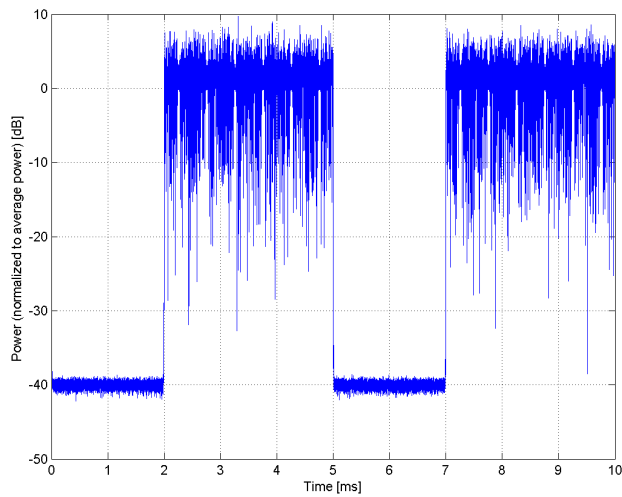
² Modulation Interference Factor (MIF) value valid only in conjunction with advanced probe response linearization calibration for the same communication system (same UID and version).



Complementary Cumulative Distribution Function (CCDF)



Frequency Domain



Time Domain

**Calibration Laboratory of
Schmid & Partner
Engineering AG**
Zeughausstrasse 43, 8004 Zurich, Switzerland

Name: **LTE-TDD (SC-FDMA, 50% RB, 1.4 MHz, 16-QAM, UL Subframe=2,3,4,7,8,9)**

Group: LTE-TDD
UID: 10480-AAC

PAR: ¹ **8.18 dB**
MIF: ² **-3.37 dB**

Standard Reference: 3GPP / ETSI TS 136.101 V8.4.0
3GPP / ETSI TS 136.213 V8.4.0
FCC OET KDB 941225 D05 SAR for LTE Devices v01

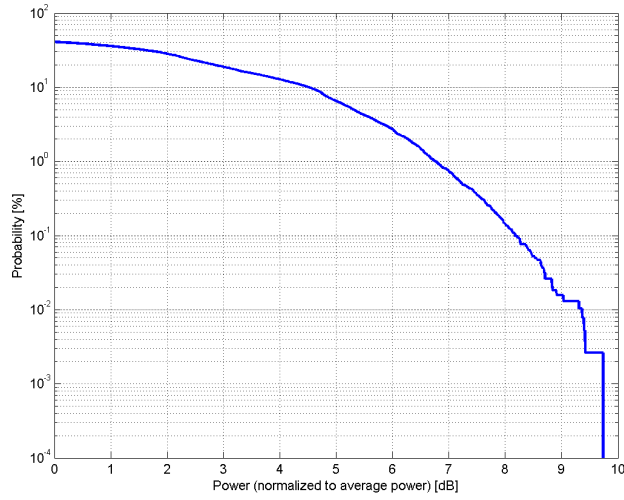
Category: Random amplitude modulation
Modulation: 16-QAM
Frequency Band: Band 35 (1850.0 - 1910.0 MHz)
Band 36 (1930.0 - 1990.0 MHz)
Band 53 (2483.5 - 2495.0 MHz)
Validation band (0.0 - 6000.0 MHz)

Detailed Specification: Modulation Scheme: SC-FDMA
Uplink-downlink configuration: 0
Special Subframe configuration: 7
Number of Frames: 1
Settings for UL Subframe: 2,3,4,7,8,9
Number of PUSCHs: 1
Modulation Scheme: QPSK
Allocated RB: 3
Start Number of RB: 2
Data Type: PN9fix

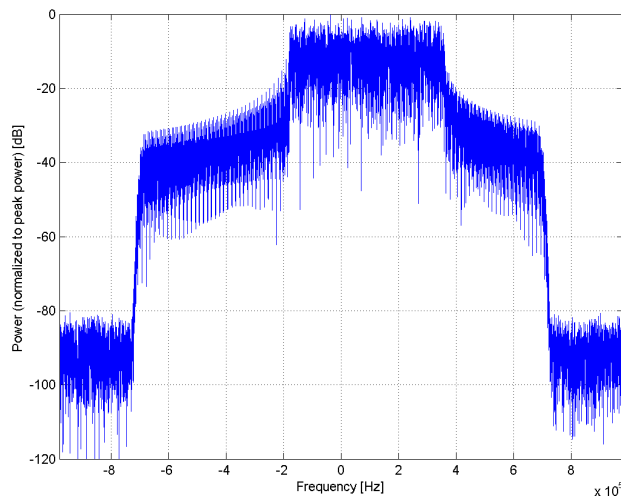
Bandwidth: 1.4 MHz
Integration Time: 10.0 ms

¹ PAR (0.1%) in accordance with FCC KDB 971168, Section 6.0 "Measurement of the Peak-to-Average Power Ratio (PAPR)"

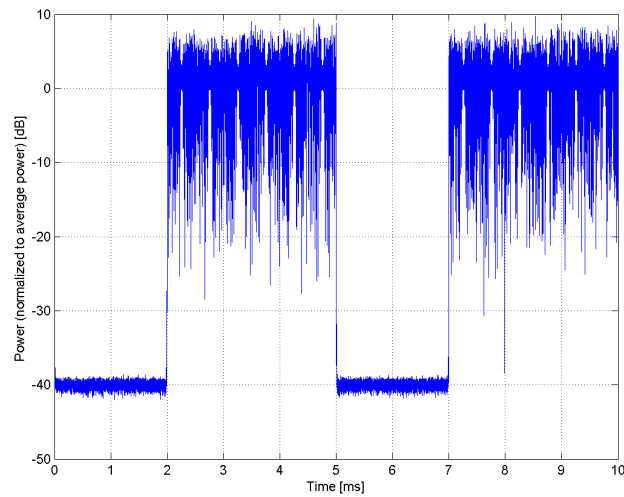
² Modulation Interference Factor (MIF) value valid only in conjunction with advanced probe response linearization calibration for the same communication system (same UID and version).



Complementary Cumulative Distribution Function (CCDF)



Frequency Domain



Time Domain

**Calibration Laboratory of
Schmid & Partner
Engineering AG**
Zeughausstrasse 43, 8004 Zurich, Switzerland

Name: **LTE-TDD (SC-FDMA, 50% RB, 1.4 MHz, 64-QAM, UL Subframe=2,3,4,7,8,9)**

Group: LTE-TDD
UID: 10481-AAC

PAR: ¹ **8.45 dB**
MIF: ² **-3.31 dB**

Standard Reference: 3GPP / ETSI TS 136.101 V8.4.0
3GPP / ETSI TS 136.213 V8.4.0
FCC OET KDB 941225 D05 SAR for LTE Devices v01

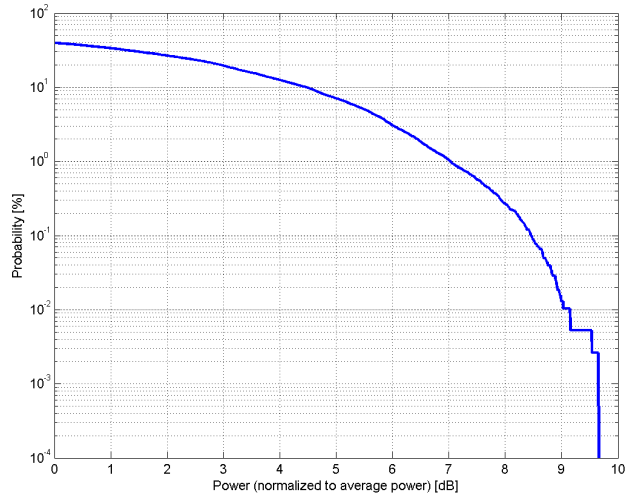
Category: Random amplitude modulation
Modulation: 64-QAM
Frequency Band: Band 35 (1850.0 - 1910.0 MHz)
Band 36 (1930.0 - 1990.0 MHz)
Band 53 (2483.5 - 2495.0 MHz)
Validation band (0.0 - 6000.0 MHz)

Detailed Specification: Modulation Scheme: SC-FDMA
Uplink-downlink configuration: 0
Special Subframe configuration: 7
Number of Frames: 1
Settings for UL Subframe: 2,3,4,7,8,9
Number of PUSCHs: 1
Modulation Scheme: QPSK
Allocated RB: 3
Start Number of RB: 2
Data Type: PN9fix

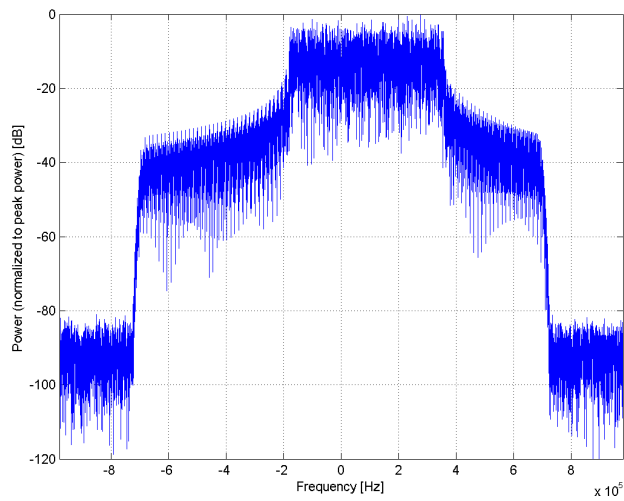
Bandwidth: 1.4 MHz
Integration Time: 10.0 ms

¹ PAR (0.1%) in accordance with FCC KDB 971168, Section 6.0 "Measurement of the Peak-to-Average Power Ratio (PAPR)"

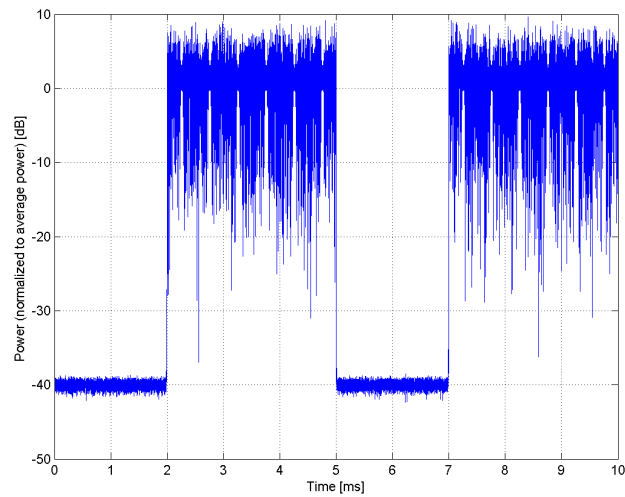
² Modulation Interference Factor (MIF) value valid only in conjunction with advanced probe response linearization calibration for the same communication system (same UID and version).



Complementary Cumulative Distribution Function (CCDF)



Frequency Domain



Time Domain

**Calibration Laboratory of
Schmid & Partner
Engineering AG**
Zeughausstrasse 43, 8004 Zurich, Switzerland

Name: **LTE-TDD (SC-FDMA, 50% RB, 3 MHz, QPSK, UL Subframe=2,3,4,7,8,9)**

Group: LTE-TDD
UID: 10482-AAD

PAR: ¹ **7.71 dB**
MIF: ² **-3.40 dB**

Standard Reference: 3GPP / ETSI TS 136.101 V8.4.0
3GPP / ETSI TS 136.213 V8.4.0
FCC OET KDB 941225 D05 SAR for LTE Devices v01

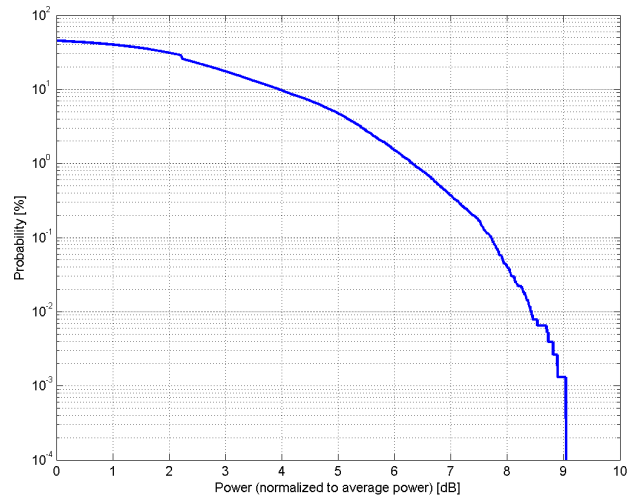
Category: Random amplitude modulation
Modulation: QPSK
Frequency Band: Band 35 (1850.0 - 1910.0 MHz)
Band 36 (1930.0 - 1990.0 MHz)
Band 44 (703.0 - 803.0 MHz)
Band 50 (1432.0 - 1517.0 MHz)
Band 51 (1427.0 - 1432.0 MHz)
Band 53 (2483.5 - 2495.0 MHz)
Validation band (0.0 - 6000.0 MHz)

Detailed Specification: Modulation Scheme: SC-FDMA
Uplink-downlink configuration: 0
Special Subframe configuration: 7
Number of Frames: 1
Settings for UL Subframe: 2,3,4,7,8,9
Number of PUSCHs: 1
Modulation Scheme: QPSK
Allocated RB: 8
Start Number of RB: 3
Data Type: PN9fix

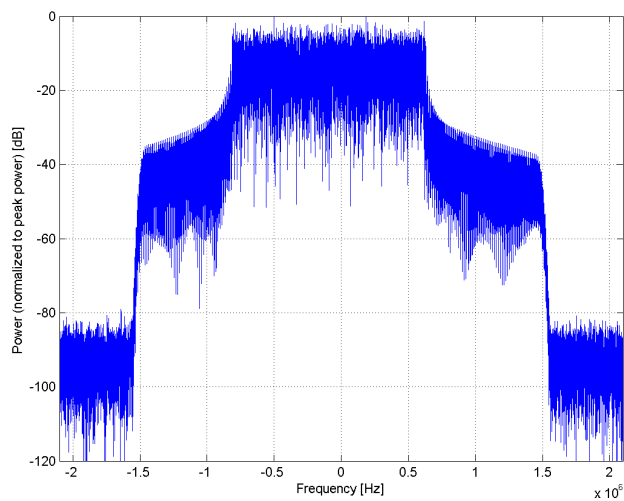
Bandwidth: 3.0 MHz
Integration Time: 10.0 ms

¹ PAR (0.1%) in accordance with FCC KDB 971168, Section 6.0 "Measurement of the Peak-to-Average Power Ratio (PAPR)"

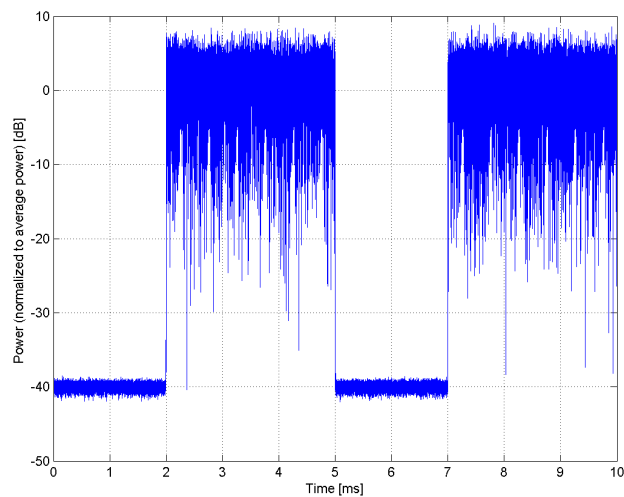
² Modulation Interference Factor (MIF) value valid only in conjunction with advanced probe response linearization calibration for the same communication system (same UID and version).



Complementary Cumulative Distribution Function (CCDF)



Frequency Domain



Time Domain

**Calibration Laboratory of
Schmid & Partner
Engineering AG**
Zeughausstrasse 43, 8004 Zurich, Switzerland

Name: **LTE-TDD (SC-FDMA, 50% RB, 3 MHz, 16-QAM, UL Subframe=2,3,4,7,8,9)**

Group: LTE-TDD
UID: 10483-AAD

PAR: ¹ **8.39 dB**
MIF: ² **-3.46 dB**

Standard Reference: 3GPP / ETSI TS 136.101 V8.4.0
3GPP / ETSI TS 136.213 V8.4.0
FCC OET KDB 941225 D05 SAR for LTE Devices v01

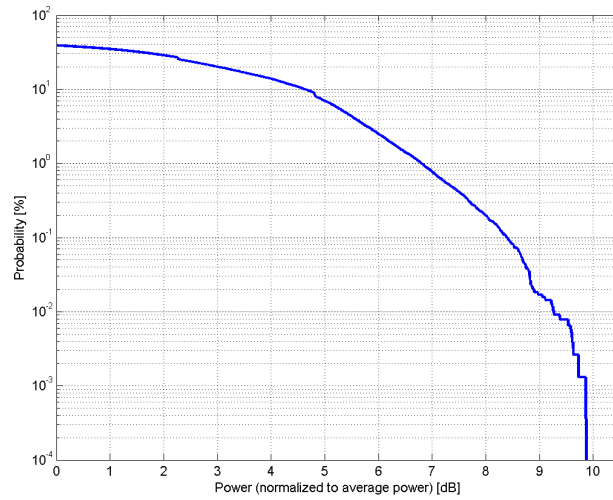
Category: Random amplitude modulation
Modulation: 16-QAM
Frequency Band: Band 35 (1850.0 - 1910.0 MHz)
Band 36 (1930.0 - 1990.0 MHz)
Band 44 (703.0 - 803.0 MHz)
Band 50 (1432.0 - 1517.0 MHz)
Band 51 (1427.0 - 1432.0 MHz)
Band 53 (2483.5 - 2495.0 MHz)
Validation band (0.0 - 6000.0 MHz)

Detailed Specification: Modulation Scheme: SC-FDMA
Uplink-downlink configuration: 0
Special Subframe configuration: 7
Number of Frames: 1
Settings for UL Subframe: 2,3,4,7,8,9
Number of PUSCHs: 1
Modulation Scheme: QPSK
Allocated RB: 8
Start Number of RB: 3
Data Type: PN9fix

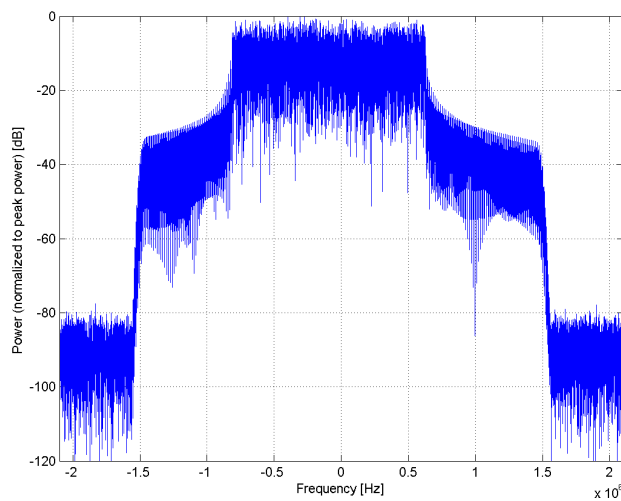
Bandwidth: 3.0 MHz
Integration Time: 10.0 ms

¹ PAR (0.1%) in accordance with FCC KDB 971168, Section 6.0 "Measurement of the Peak-to-Average Power Ratio (PAPR)"

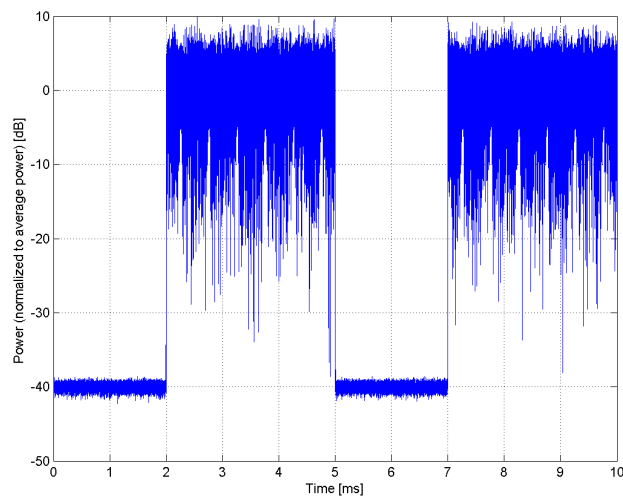
² Modulation Interference Factor (MIF) value valid only in conjunction with advanced probe response linearization calibration for the same communication system (same UID and version).



Complementary Cumulative Distribution Function (CCDF)



Frequency Domain



Time Domain

**Calibration Laboratory of
Schmid & Partner
Engineering AG**
Zeughausstrasse 43, 8004 Zurich, Switzerland

Name: **LTE-TDD (SC-FDMA, 50% RB, 3 MHz, 64-QAM, UL Subframe=2,3,4,7,8,9)**

Group: LTE-TDD
UID: 10484-AAD

PAR: ¹ **8.47 dB**
MIF: ² **-3.43 dB**

Standard Reference: 3GPP / ETSI TS 136.101 V8.4.0
3GPP / ETSI TS 136.213 V8.4.0
FCC OET KDB 941225 D05 SAR for LTE Devices v01

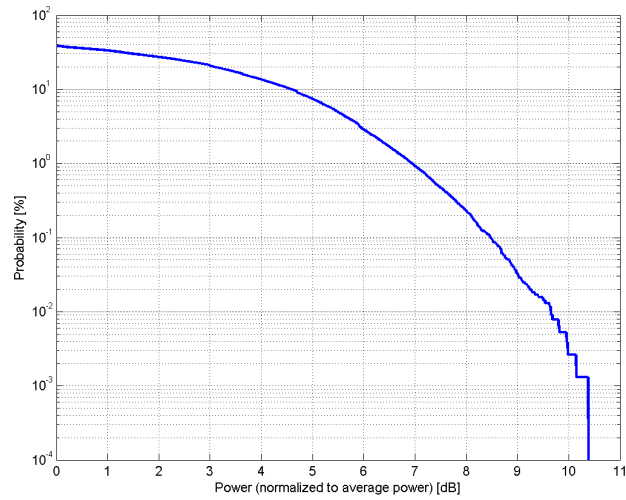
Category: Random amplitude modulation
Modulation: 64-QAM
Frequency Band: Band 35 (1850.0 - 1910.0 MHz)
Band 36 (1930.0 - 1990.0 MHz)
Band 44 (703.0 - 803.0 MHz)
Band 50 (1432.0 - 1517.0 MHz)
Band 51 (1427.0 - 1432.0 MHz)
Band 53 (2483.5 - 2495.0 MHz)
Validation band (0.0 - 6000.0 MHz)

Detailed Specification: Modulation Scheme: SC-FDMA
Uplink-downlink configuration: 0
Special Subframe configuration: 7
Number of Frames: 1
Settings for UL Subframe: 2,3,4,7,8,9
Number of PUSCHs: 1
Modulation Scheme: QPSK
Allocated RB: 8
Start Number of RB: 3
Data Type: PN9fix

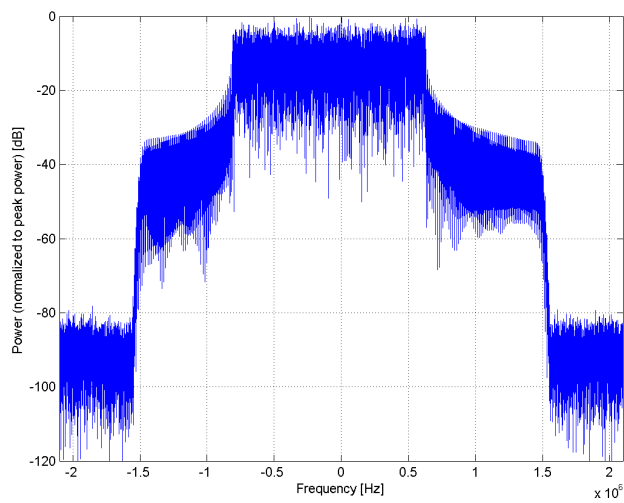
Bandwidth: 3.0 MHz
Integration Time: 10.0 ms

¹ PAR (0.1%) in accordance with FCC KDB 971168, Section 6.0 "Measurement of the Peak-to-Average Power Ratio (PAPR)"

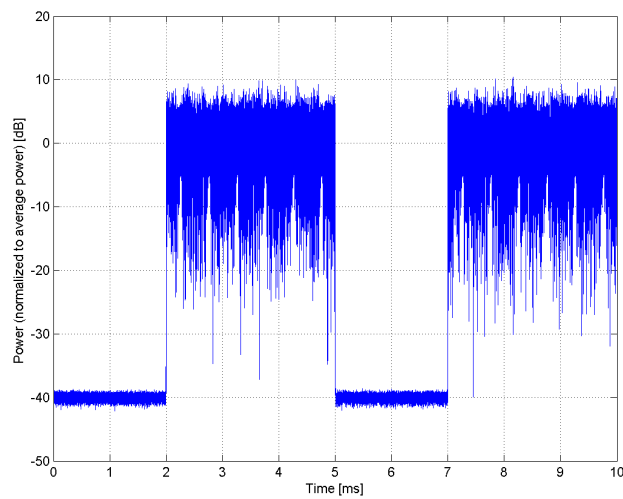
² Modulation Interference Factor (MIF) value valid only in conjunction with advanced probe response linearization calibration for the same communication system (same UID and version).



Complementary Cumulative Distribution Function (CCDF)



Frequency Domain



Time Domain

**Calibration Laboratory of
Schmid & Partner
Engineering AG**
Zeughausstrasse 43, 8004 Zurich, Switzerland

Name: **LTE-TDD (SC-FDMA, 50% RB, 5 MHz, QPSK, UL Subframe=2,3,4,7,8,9)**

Group: LTE-TDD
UID: 10485-AAG

PAR: ¹ **7.59 dB**
MIF: ² **-3.40 dB**

Standard Reference: 3GPP / ETSI TS 136.101 V8.4.0
3GPP / ETSI TS 136.213 V8.4.0
FCC OET KDB 941225 D05 SAR for LTE Devices v01

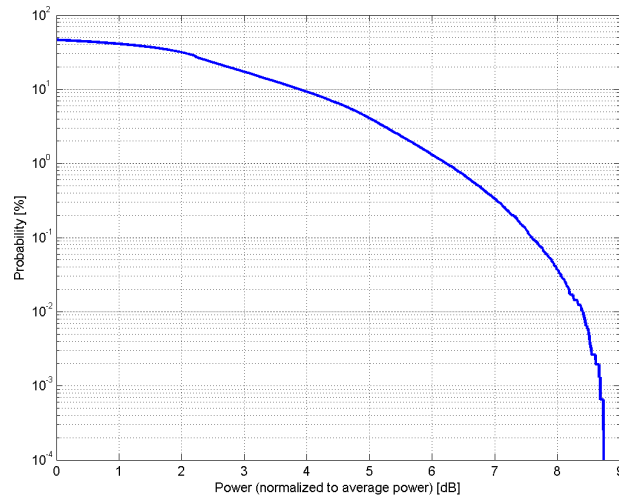
Category: Random amplitude modulation
Modulation: QPSK
Frequency Band: Band 33 (1900.0 - 1920.0 MHz)
Band 34 (2010.0 - 2025.0 MHz)
Band 35 (1850.0 - 1910.0 MHz)
Band 36 (1930.0 - 1990.0 MHz)
Band 37 (1910.0 - 1930.0 MHz)
Band 38 (2570.0 - 2620.0 MHz)
Band 39 (1880.0 - 1920.0 MHz)
Band 40 (2300.0 - 2400.0 MHz)
Band 41 (2496.0 - 2690.0 MHz)
Band 42 (3400.0 - 3600.0 MHz)
Band 43 (3600.0 - 3800.0 MHz)
Band 44 (703.0 - 803.0 MHz)
Band 45 (1447.0 - 1467.0 MHz)
Band 48 (3550.0 - 3700.0 MHz)
Band 50 (1432.0 - 1517.0 MHz)
Band 51 (1427.0 - 1432.0 MHz)
Band 52 (3300.0 - 3400.0 MHz)
Band 53 (2483.5 - 2495.0 MHz)
Validation band (0.0 - 6000.0 MHz)

Detailed Specification: Modulation Scheme: SC-FDMA
Uplink-downlink configuration: 0
Special Subframe configuration: 7
Number of Frames: 1
Settings for UL Subframe: 2,3,4,7,8,9
Number of PUSCHs: 1
Modulation Scheme: QPSK
Allocated RB: 12
Start Number of RB: 7
Data Type: PN9fix

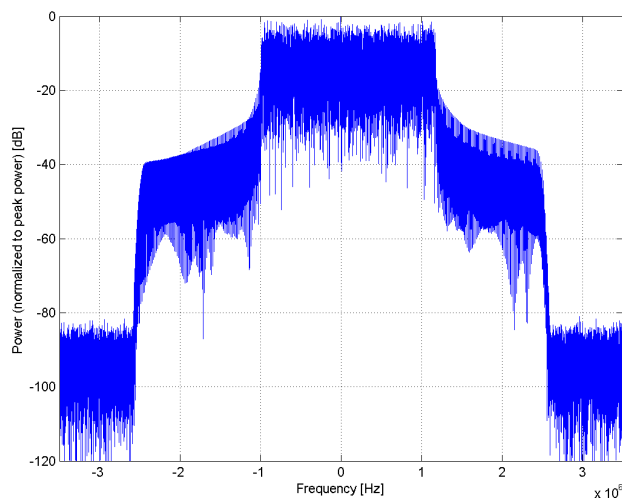
Bandwidth: 5.0 MHz
Integration Time: 10.0 ms

¹ PAR (0.1%) in accordance with FCC KDB 971168, Section 6.0 "Measurement of the Peak-to-Average Power Ratio (PAPR)"

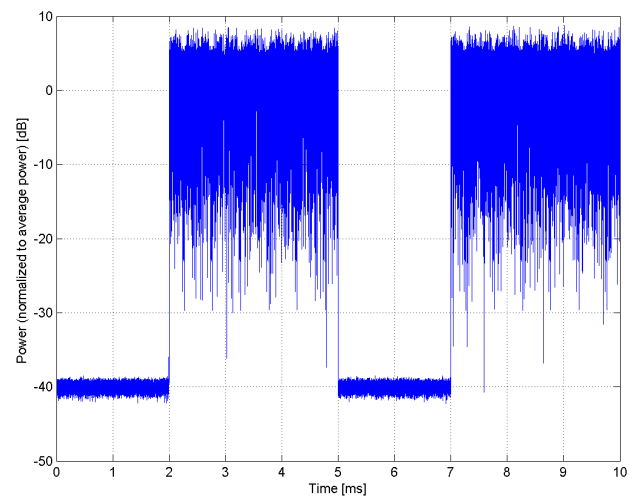
² Modulation Interference Factor (MIF) value valid only in conjunction with advanced probe response linearization calibration for the same communication system (same UID and version).



Complementary Cumulative Distribution Function (CCDF)



Frequency Domain



Time Domain

**Calibration Laboratory of
Schmid & Partner
Engineering AG**
Zeughausstrasse 43, 8004 Zurich, Switzerland

Name: **LTE-TDD (SC-FDMA, 50% RB, 5 MHz, 16-QAM, UL Subframe=2,3,4,7,8,9)**

Group: LTE-TDD
UID: 10486-AAG

PAR: ¹ **8.38 dB**
MIF: ² **-3.46 dB**

Standard Reference: 3GPP / ETSI TS 136.101 V8.4.0
3GPP / ETSI TS 136.213 V8.4.0
FCC OET KDB 941225 D05 SAR for LTE Devices v01

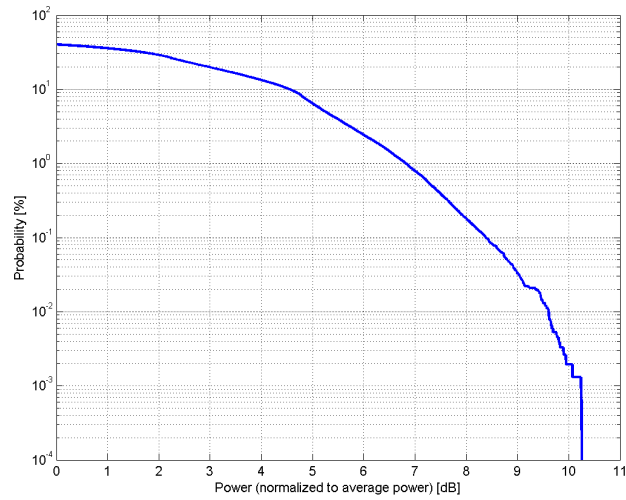
Category: Random amplitude modulation
Modulation: 16-QAM
Frequency Band: Band 33 (1900.0 - 1920.0 MHz)
Band 34 (2010.0 - 2025.0 MHz)
Band 35 (1850.0 - 1910.0 MHz)
Band 36 (1930.0 - 1990.0 MHz)
Band 37 (1910.0 - 1930.0 MHz)
Band 38 (2570.0 - 2620.0 MHz)
Band 39 (1880.0 - 1920.0 MHz)
Band 40 (2300.0 - 2400.0 MHz)
Band 41 (2496.0 - 2690.0 MHz)
Band 42 (3400.0 - 3600.0 MHz)
Band 43 (3600.0 - 3800.0 MHz)
Band 44 (703.0 - 803.0 MHz)
Band 45 (1447.0 - 1467.0 MHz)
Band 48 (3550.0 - 3700.0 MHz)
Band 50 (1432.0 - 1517.0 MHz)
Band 51 (1427.0 - 1432.0 MHz)
Band 52 (3300.0 - 3400.0 MHz)
Band 53 (2483.5 - 2495.0 MHz)
Validation band (0.0 - 6000.0 MHz)

Detailed Specification: Modulation Scheme: SC-FDMA
Uplink-downlink configuration: 0
Special Subframe configuration: 7
Number of Frames: 1
Settings for UL Subframe: 2,3,4,7,8,9
Number of PUSCHs: 1
Modulation Scheme: QPSK
Allocated RB: 12
Start Number of RB: 7
Data Type: PN9fix

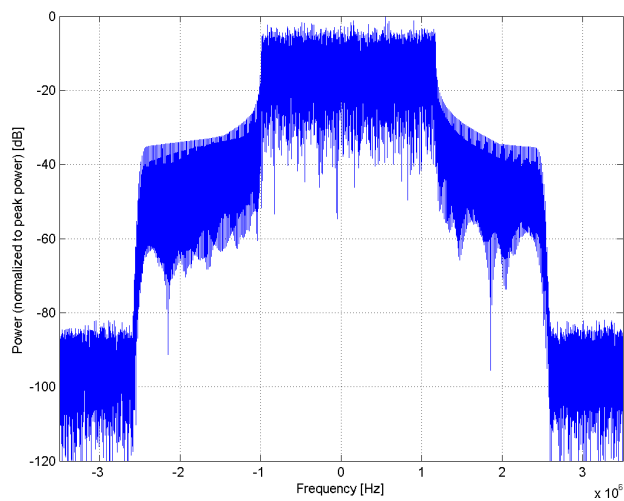
Bandwidth: 5.0 MHz
Integration Time: 10.0 ms

¹ PAR (0.1%) in accordance with FCC KDB 971168, Section 6.0 "Measurement of the Peak-to-Average Power Ratio (PAPR)"

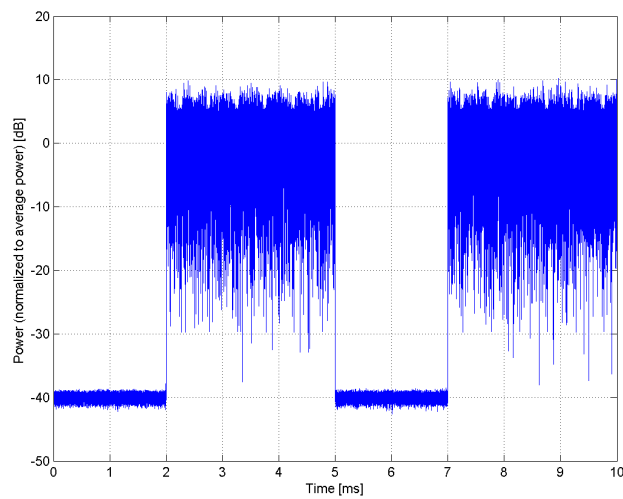
² Modulation Interference Factor (MIF) value valid only in conjunction with advanced probe response linearization calibration for the same communication system (same UID and version).



Complementary Cumulative Distribution Function (CCDF)



Frequency Domain



Time Domain

**Calibration Laboratory of
Schmid & Partner
Engineering AG**
Zeughausstrasse 43, 8004 Zurich, Switzerland

Name: **LTE-TDD (SC-FDMA, 50% RB, 5 MHz, 64-QAM, UL Subframe=2,3,4,7,8,9)**

Group: LTE-TDD
UID: 10487-AAG

PAR: ¹ **8.60 dB**
MIF: ² **-3.33 dB**

Standard Reference: 3GPP / ETSI TS 136.101 V8.4.0
3GPP / ETSI TS 136.213 V8.4.0
FCC OET KDB 941225 D05 SAR for LTE Devices v01

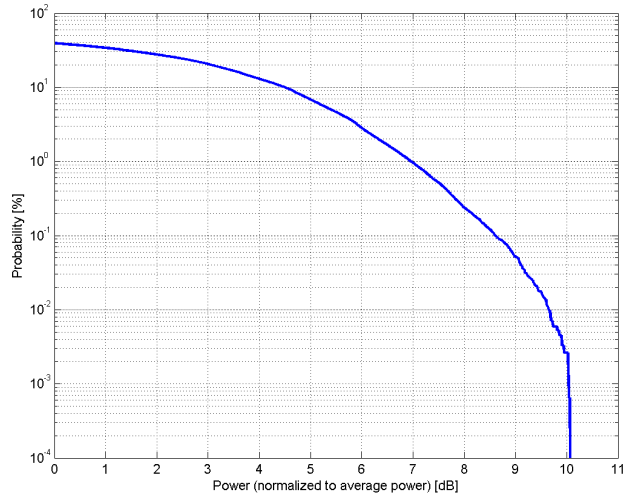
Category: Random amplitude modulation
Modulation: 64-QAM
Frequency Band: Band 33 (1900.0 - 1920.0 MHz)
Band 34 (2010.0 - 2025.0 MHz)
Band 35 (1850.0 - 1910.0 MHz)
Band 36 (1930.0 - 1990.0 MHz)
Band 37 (1910.0 - 1930.0 MHz)
Band 38 (2570.0 - 2620.0 MHz)
Band 39 (1880.0 - 1920.0 MHz)
Band 40 (2300.0 - 2400.0 MHz)
Band 41 (2496.0 - 2690.0 MHz)
Band 42 (3400.0 - 3600.0 MHz)
Band 43 (3600.0 - 3800.0 MHz)
Band 44 (703.0 - 803.0 MHz)
Band 45 (1447.0 - 1467.0 MHz)
Band 48 (3550.0 - 3700.0 MHz)
Band 50 (1432.0 - 1517.0 MHz)
Band 51 (1427.0 - 1432.0 MHz)
Band 52 (3300.0 - 3400.0 MHz)
Band 53 (2483.5 - 2495.0 MHz)
Validation band (0.0 - 6000.0 MHz)

Detailed Specification: Modulation Scheme: SC-FDMA
Uplink-downlink configuration: 0
Special Subframe configuration: 7
Number of Frames: 1
Settings for UL Subframe: 2,3,4,7,8,9
Number of PUSCHs: 1
Modulation Scheme: QPSK
Allocated RB: 12
Start Number of RB: 7
Data Type: PN9fix

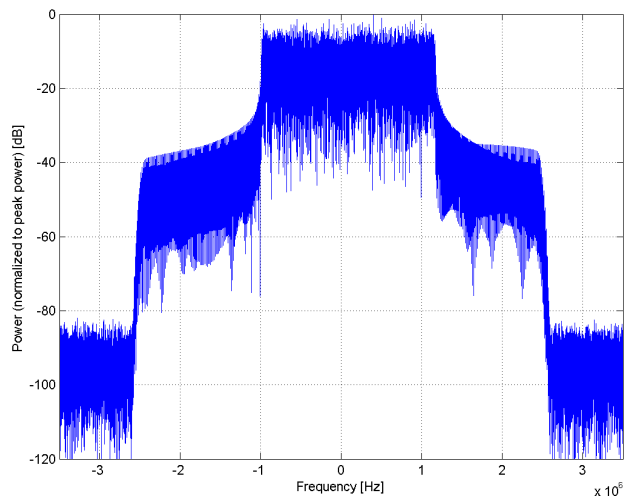
Bandwidth: 5.0 MHz
Integration Time: 10.0 ms

¹ PAR (0.1%) in accordance with FCC KDB 971168, Section 6.0 "Measurement of the Peak-to-Average Power Ratio (PAPR)"

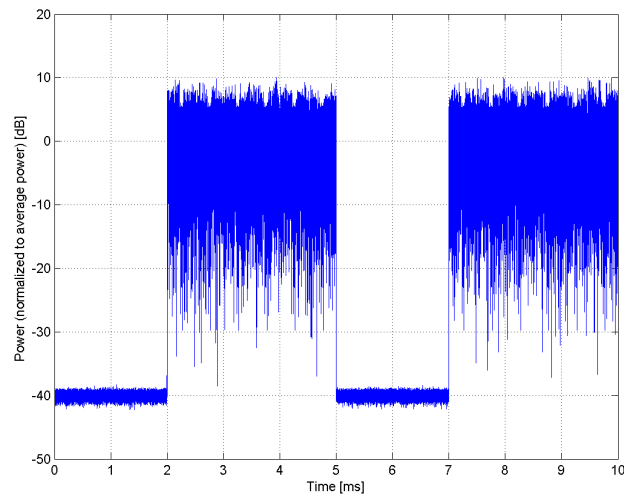
² Modulation Interference Factor (MIF) value valid only in conjunction with advanced probe response linearization calibration for the same communication system (same UID and version).



Complementary Cumulative Distribution Function (CCDF)



Frequency Domain



Time Domain

**Calibration Laboratory of
Schmid & Partner
Engineering AG**
Zeughausstrasse 43, 8004 Zurich, Switzerland

Name: **LTE-TDD (SC-FDMA, 50% RB, 10 MHz, QPSK, UL Subframe=2,3,4,7,8,9)**

Group: LTE-TDD
UID: 10488-AAG

PAR: ¹ **7.70 dB**
MIF: ² **-3.40 dB**

Standard Reference: 3GPP / ETSI TS 136.101 V8.4.0
3GPP / ETSI TS 136.213 V8.4.0
FCC OET KDB 941225 D05 SAR for LTE Devices v01

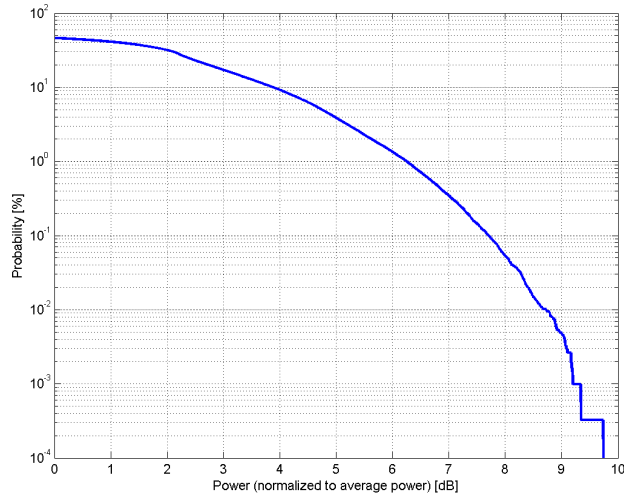
Category: Random amplitude modulation
Modulation: QPSK
Frequency Band: Band 33 (1900.0 - 1920.0 MHz)
Band 34 (2010.0 - 2025.0 MHz)
Band 35 (1850.0 - 1910.0 MHz)
Band 36 (1930.0 - 1990.0 MHz)
Band 37 (1910.0 - 1930.0 MHz)
Band 38 (2570.0 - 2620.0 MHz)
Band 39 (1880.0 - 1920.0 MHz)
Band 40 (2300.0 - 2400.0 MHz)
Band 41 (2496.0 - 2690.0 MHz)
Band 42 (3400.0 - 3600.0 MHz)
Band 43 (3600.0 - 3800.0 MHz)
Band 44 (703.0 - 803.0 MHz)
Band 45 (1447.0 - 1467.0 MHz)
Band 46 (5150.0 - 5925.0 MHz)
Band 47 (5855.0 - 5925.0 MHz)
Band 48 (3550.0 - 3700.0 MHz)
Band 49 (3550.0 - 3700.0 MHz)
Band 50 (1432.0 - 1517.0 MHz)
Band 52 (3300.0 - 3400.0 MHz)
Band 53 (2483.5 - 2495.0 MHz)
Validation band (0.0 - 6000.0 MHz)

Detailed Specification: Modulation Scheme: SC-FDMA
Uplink-downlink configuration: 0
Special Subframe configuration: 7
Number of Frames: 1
Settings for UL Subframe: 2,3,4,7,8,9
Number of PUSCHs: 1
Modulation Scheme: QPSK
Allocated RB: 25
Start Number of RB: 13
Data Type: PN9fix

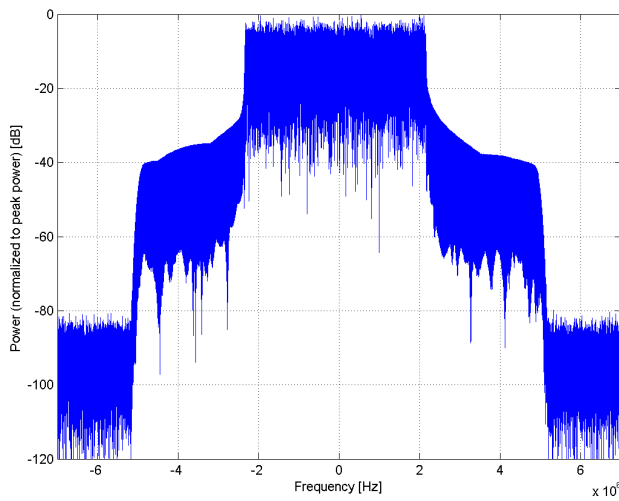
Bandwidth: 10.0 MHz
Integration Time: 10.0 ms

¹ PAR (0.1%) in accordance with FCC KDB 971168, Section 6.0 "Measurement of the Peak-to-Average Power Ratio (PAPR)"

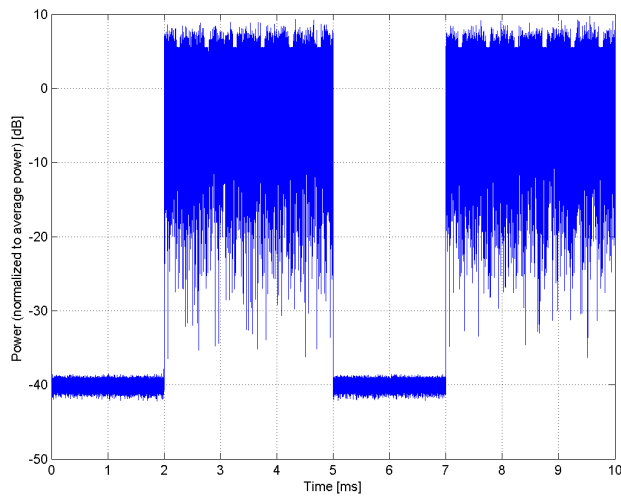
² Modulation Interference Factor (MIF) value valid only in conjunction with advanced probe response linearization calibration for the same communication system (same UID and version).



Complementary Cumulative Distribution Function (CCDF)



Frequency Domain



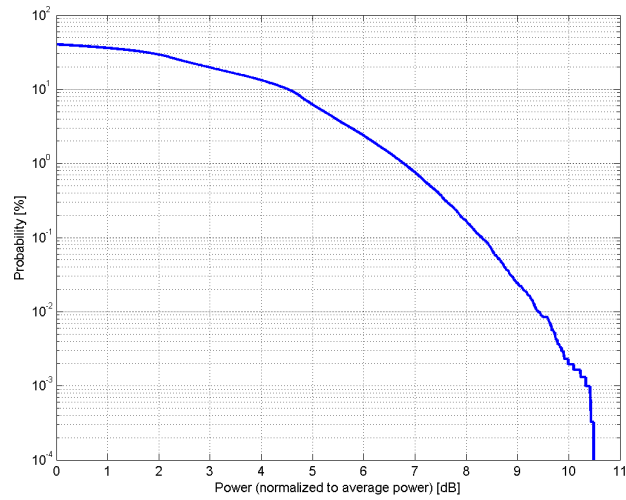
Time Domain

**Calibration Laboratory of
Schmid & Partner
Engineering AG**
Zeughausstrasse 43, 8004 Zurich, Switzerland

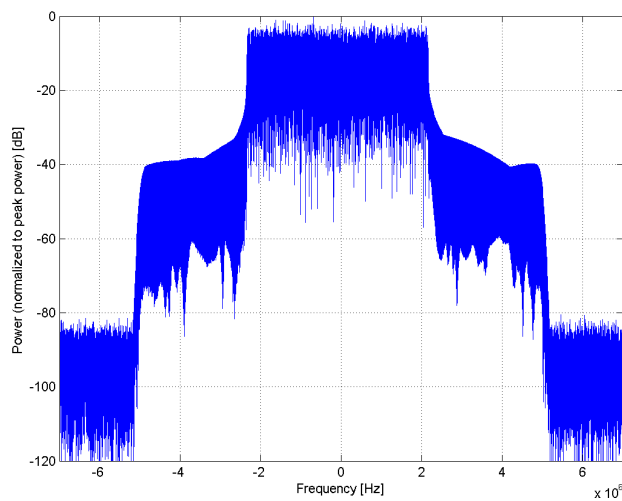
Name:	LTE-TDD (SC-FDMA, 50% RB, 10 MHz, 16-QAM, UL Subframe=2,3,4,7,8,9)
Group:	LTE-TDD
UID:	10489-AAG
PAR: ¹	8.31 dB
MIF: ²	-3.43 dB
Standard Reference:	3GPP / ETSI TS 136.101 V8.4.0 3GPP / ETSI TS 136.213 V8.4.0 FCC OET KDB 941225 D05 SAR for LTE Devices v01
Category:	Random amplitude modulation
Modulation:	16-QAM
Frequency Band:	Band 33 (1900.0 - 1920.0 MHz) Band 34 (2010.0 - 2025.0 MHz) Band 35 (1850.0 - 1910.0 MHz) Band 36 (1930.0 - 1990.0 MHz) Band 37 (1910.0 - 1930.0 MHz) Band 38 (2570.0 - 2620.0 MHz) Band 39 (1880.0 - 1920.0 MHz) Band 40 (2300.0 - 2400.0 MHz) Band 41 (2496.0 - 2690.0 MHz) Band 42 (3400.0 - 3600.0 MHz) Band 43 (3600.0 - 3800.0 MHz) Band 44 (703.0 - 803.0 MHz) Band 45 (1447.0 - 1467.0 MHz) Band 46 (5150.0 - 5925.0 MHz) Band 47 (5855.0 - 5925.0 MHz) Band 48 (3550.0 - 3700.0 MHz) Band 49 (3550.0 - 3700.0 MHz) Band 50 (1432.0 - 1517.0 MHz) Band 52 (3300.0 - 3400.0 MHz) Band 53 (2483.5 - 2495.0 MHz) Validation band (0.0 - 6000.0 MHz)
Detailed Specification:	Modulation Scheme: SC-FDMA Uplink-downlink configuration: 0 Special Subframe configuration: 7 Number of Frames: 1 Settings for UL Subframe: 2,3,4,7,8,9 Number of PUSCHs: 1 Modulation Scheme: QPSK Allocated RB: 25 Start Number of RB: 13 Data Type: PN9fix
Bandwidth:	10.0 MHz
Integration Time:	10.0 ms

¹ PAR (0.1%) in accordance with FCC KDB 971168, Section 6.0 "Measurement of the Peak-to-Average Power Ratio (PAPR)"

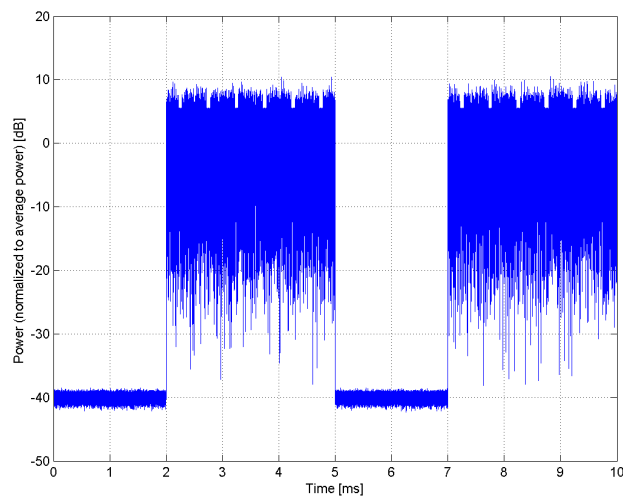
² Modulation Interference Factor (MIF) value valid only in conjunction with advanced probe response linearization calibration for the same communication system (same UID and version).



Complementary Cumulative Distribution Function (CCDF)



Frequency Domain



Time Domain

**Calibration Laboratory of
Schmid & Partner
Engineering AG**
Zeughausstrasse 43, 8004 Zurich, Switzerland

Name: **LTE-TDD (SC-FDMA, 50% RB, 10 MHz, 64-QAM, UL Subframe=2,3,4,7,8,9)**

Group: LTE-TDD
UID: 10490-AAG

PAR: ¹ **8.54 dB**
MIF: ² **-3.41 dB**

Standard Reference: 3GPP / ETSI TS 136.101 V8.4.0
3GPP / ETSI TS 136.213 V8.4.0
FCC OET KDB 941225 D05 SAR for LTE Devices v01

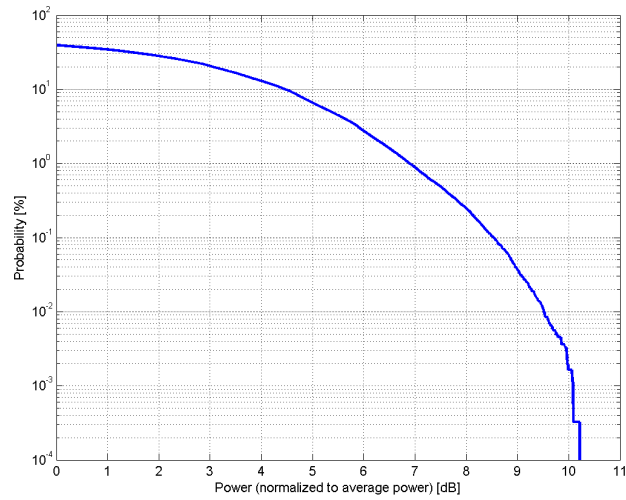
Category: Random amplitude modulation
Modulation: 64-QAM
Frequency Band: Band 33 (1900.0 - 1920.0 MHz)
Band 34 (2010.0 - 2025.0 MHz)
Band 35 (1850.0 - 1910.0 MHz)
Band 36 (1930.0 - 1990.0 MHz)
Band 37 (1910.0 - 1930.0 MHz)
Band 38 (2570.0 - 2620.0 MHz)
Band 39 (1880.0 - 1920.0 MHz)
Band 40 (2300.0 - 2400.0 MHz)
Band 41 (2496.0 - 2690.0 MHz)
Band 42 (3400.0 - 3600.0 MHz)
Band 43 (3600.0 - 3800.0 MHz)
Band 44 (703.0 - 803.0 MHz)
Band 45 (1447.0 - 1467.0 MHz)
Band 46 (5150.0 - 5925.0 MHz)
Band 47 (5855.0 - 5925.0 MHz)
Band 48 (3550.0 - 3700.0 MHz)
Band 49 (3550.0 - 3700.0 MHz)
Band 50 (1432.0 - 1517.0 MHz)
Band 52 (3300.0 - 3400.0 MHz)
Band 53 (2483.5 - 2495.0 MHz)
Validation band (0.0 - 6000.0 MHz)

Detailed Specification: Modulation Scheme: SC-FDMA
Uplink-downlink configuration: 0
Special Subframe configuration: 7
Number of Frames: 1
Settings for UL Subframe: 2,3,4,7,8,9
Number of PUSCHs: 1
Modulation Scheme: QPSK
Allocated RB: 25
Start Number of RB: 13
Data Type: PN9fix

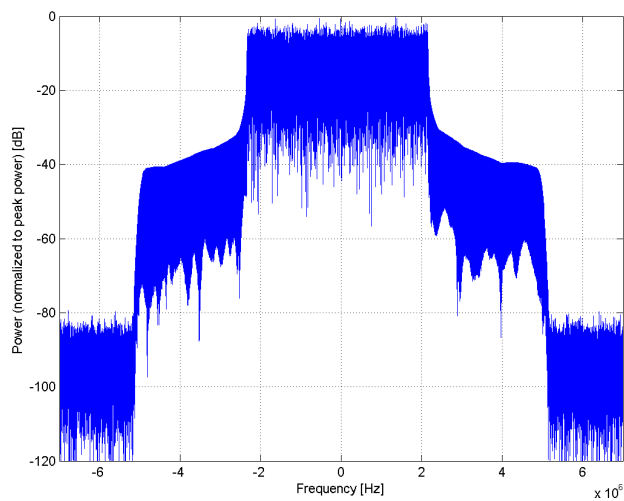
Bandwidth: 10.0 MHz
Integration Time: 10.0 ms

¹ PAR (0.1%) in accordance with FCC KDB 971168, Section 6.0 "Measurement of the Peak-to-Average Power Ratio (PAPR)"

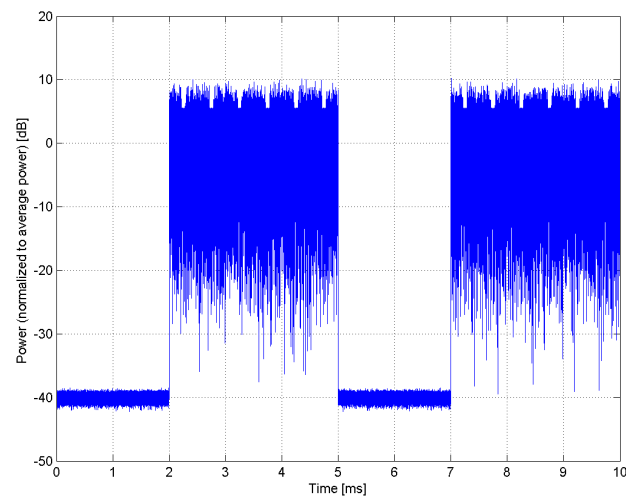
² Modulation Interference Factor (MIF) value valid only in conjunction with advanced probe response linearization calibration for the same communication system (same UID and version).



Complementary Cumulative Distribution Function (CCDF)



Frequency Domain



Time Domain

**Calibration Laboratory of
Schmid & Partner
Engineering AG**
Zeughausstrasse 43, 8004 Zurich, Switzerland

Name: **LTE-TDD (SC-FDMA, 50% RB, 15 MHz, QPSK, UL Subframe=2,3,4,7,8,9)**

Group: LTE-TDD
UID: 10491-AAF

PAR: ¹ **7.74 dB**
MIF: ² **-3.42 dB**

Standard Reference: 3GPP / ETSI TS 136.101 V8.4.0
3GPP / ETSI TS 136.213 V8.4.0
FCC OET KDB 941225 D05 SAR for LTE Devices v01

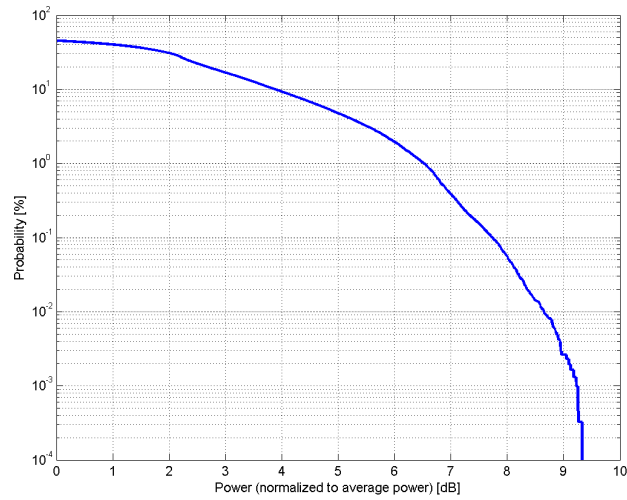
Category: Random amplitude modulation
Modulation: QPSK
Frequency Band: Band 33 (1900.0 - 1920.0 MHz)
Band 34 (2010.0 - 2025.0 MHz)
Band 35 (1850.0 - 1910.0 MHz)
Band 36 (1930.0 - 1990.0 MHz)
Band 37 (1910.0 - 1930.0 MHz)
Band 38 (2570.0 - 2620.0 MHz)
Band 39 (1880.0 - 1920.0 MHz)
Band 40 (2300.0 - 2400.0 MHz)
Band 41 (2496.0 - 2690.0 MHz)
Band 42 (3400.0 - 3600.0 MHz)
Band 43 (3600.0 - 3800.0 MHz)
Band 44 (703.0 - 803.0 MHz)
Band 45 (1447.0 - 1467.0 MHz)
Band 48 (3550.0 - 3700.0 MHz)
Band 50 (1432.0 - 1517.0 MHz)
Band 52 (3300.0 - 3400.0 MHz)
Validation band (0.0 - 6000.0 MHz)

Detailed Specification: Modulation Scheme: SC-FDMA
Uplink-downlink configuration: 0
Special Subframe configuration: 7
Number of Frames: 1
Settings for UL Subframe: 2,3,4,7,8,9
Number of PUSCHs: 1
Modulation Scheme: QPSK
Allocated RB: 36
Start Number of RB: 20
Data Type: PN9fix

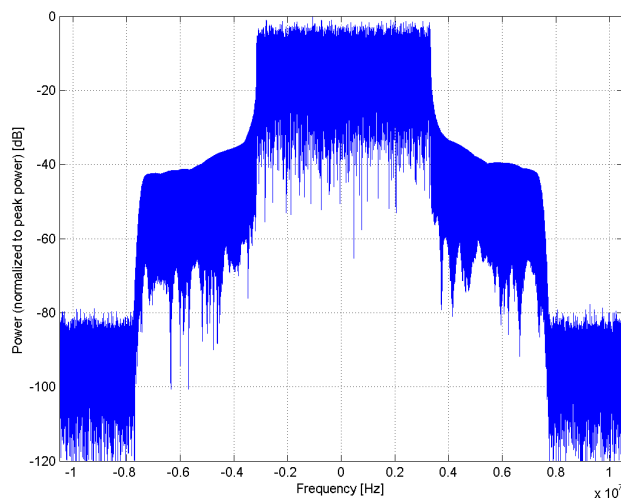
Bandwidth: 15.0 MHz
Integration Time: 10.0 ms

¹ PAR (0.1%) in accordance with FCC KDB 971168, Section 6.0 "Measurement of the Peak-to-Average Power Ratio (PAPR)"

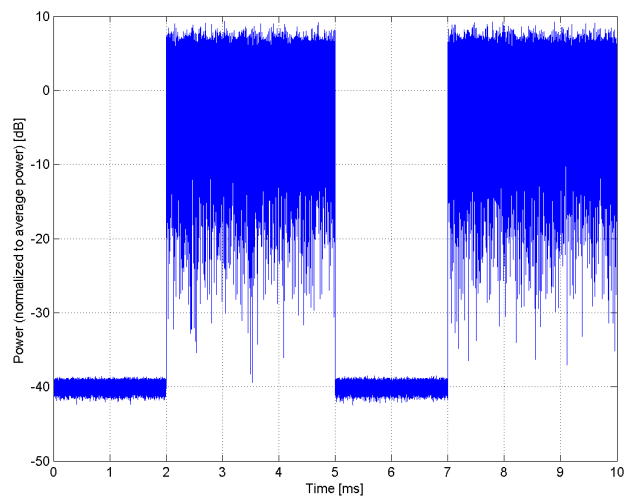
² Modulation Interference Factor (MIF) value valid only in conjunction with advanced probe response linearization calibration for the same communication system (same UID and version).



Complementary Cumulative Distribution Function (CCDF)



Frequency Domain



Time Domain

**Calibration Laboratory of
Schmid & Partner
Engineering AG**
Zeughausstrasse 43, 8004 Zurich, Switzerland

Name: **LTE-TDD (SC-FDMA, 50% RB, 15 MHz, 16-QAM, UL Subframe=2,3,4,7,8,9)**

Group: LTE-TDD
UID: 10492-AAF

PAR: ¹ **8.41 dB**
MIF: ² **-3.43 dB**

Standard Reference: 3GPP / ETSI TS 136.101 V8.4.0
3GPP / ETSI TS 136.213 V8.4.0
FCC OET KDB 941225 D05 SAR for LTE Devices v01

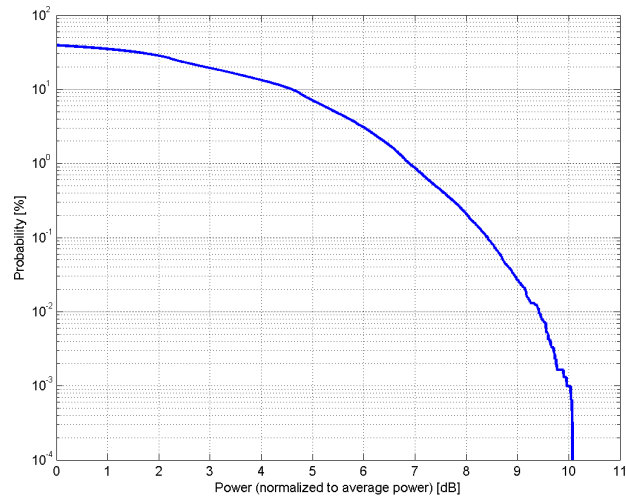
Category: Random amplitude modulation
Modulation: 16-QAM
Frequency Band: Band 33 (1900.0 - 1920.0 MHz)
Band 34 (2010.0 - 2025.0 MHz)
Band 35 (1850.0 - 1910.0 MHz)
Band 36 (1930.0 - 1990.0 MHz)
Band 37 (1910.0 - 1930.0 MHz)
Band 38 (2570.0 - 2620.0 MHz)
Band 39 (1880.0 - 1920.0 MHz)
Band 40 (2300.0 - 2400.0 MHz)
Band 41 (2496.0 - 2690.0 MHz)
Band 42 (3400.0 - 3600.0 MHz)
Band 43 (3600.0 - 3800.0 MHz)
Band 44 (703.0 - 803.0 MHz)
Band 45 (1447.0 - 1467.0 MHz)
Band 48 (3550.0 - 3700.0 MHz)
Band 50 (1432.0 - 1517.0 MHz)
Band 52 (3300.0 - 3400.0 MHz)
Validation band (0.0 - 6000.0 MHz)

Detailed Specification: Modulation Scheme: SC-FDMA
Uplink-downlink configuration: 0
Special Subframe configuration: 7
Number of Frames: 1
Settings for UL Subframe: 2,3,4,7,8,9
Number of PUSCHs: 1
Modulation Scheme: QPSK
Allocated RB: 36
Start Number of RB: 20
Data Type: PN9fix

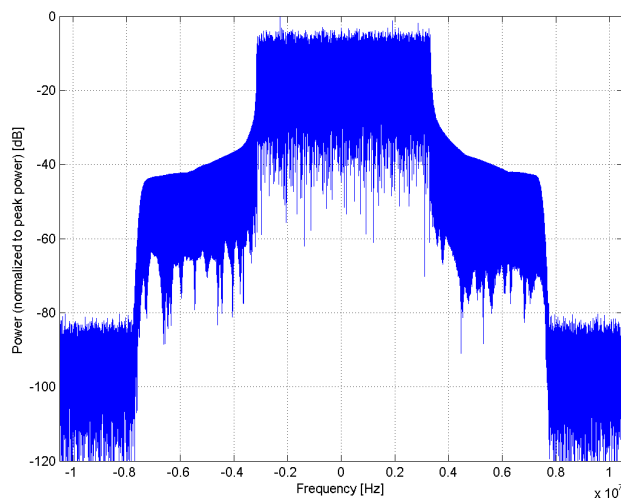
Bandwidth: 15.0 MHz
Integration Time: 10.0 ms

¹ PAR (0.1%) in accordance with FCC KDB 971168, Section 6.0 "Measurement of the Peak-to-Average Power Ratio (PAPR)"

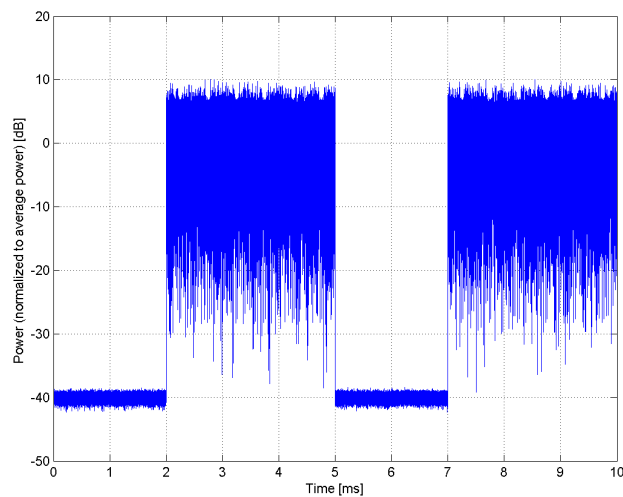
² Modulation Interference Factor (MIF) value valid only in conjunction with advanced probe response linearization calibration for the same communication system (same UID and version).



Complementary Cumulative Distribution Function (CCDF)



Frequency Domain



Time Domain

**Calibration Laboratory of
Schmid & Partner
Engineering AG**
Zeughausstrasse 43, 8004 Zurich, Switzerland

Name: **LTE-TDD (SC-FDMA, 50% RB, 15 MHz, 64-QAM, UL Subframe=2,3,4,7,8,9)**

Group: LTE-TDD
UID: 10493-AAF

PAR: ¹ **8.55 dB**
MIF: ² **-3.43 dB**

Standard Reference: 3GPP / ETSI TS 136.101 V8.4.0
3GPP / ETSI TS 136.213 V8.4.0
FCC OET KDB 941225 D05 SAR for LTE Devices v01

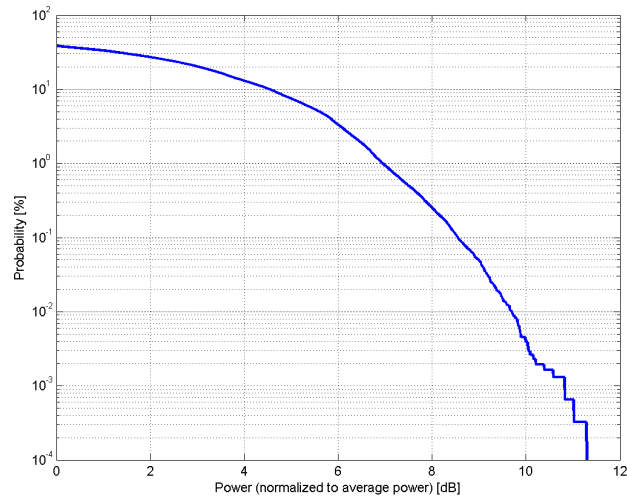
Category: Random amplitude modulation
Modulation: 64-QAM
Frequency Band: Band 33 (1900.0 - 1920.0 MHz)
Band 34 (2010.0 - 2025.0 MHz)
Band 35 (1850.0 - 1910.0 MHz)
Band 36 (1930.0 - 1990.0 MHz)
Band 37 (1910.0 - 1930.0 MHz)
Band 38 (2570.0 - 2620.0 MHz)
Band 39 (1880.0 - 1920.0 MHz)
Band 40 (2300.0 - 2400.0 MHz)
Band 41 (2496.0 - 2690.0 MHz)
Band 42 (3400.0 - 3600.0 MHz)
Band 43 (3600.0 - 3800.0 MHz)
Band 44 (703.0 - 803.0 MHz)
Band 45 (1447.0 - 1467.0 MHz)
Band 48 (3550.0 - 3700.0 MHz)
Band 50 (1432.0 - 1517.0 MHz)
Band 52 (3300.0 - 3400.0 MHz)
Validation band (0.0 - 6000.0 MHz)

Detailed Specification: Modulation Scheme: SC-FDMA
Uplink-downlink configuration: 0
Special Subframe configuration: 7
Number of Frames: 1
Settings for UL Subframe: 2,3,4,7,8,9
Number of PUSCHs: 1
Modulation Scheme: QPSK
Allocated RB: 36
Start Number of RB: 20
Data Type: PN9fix

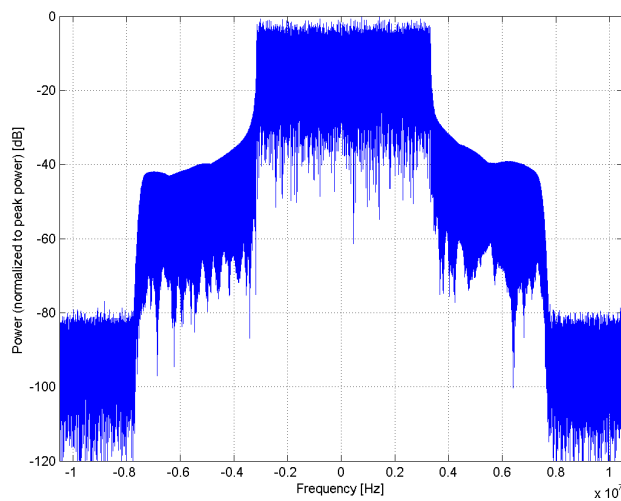
Bandwidth: 15.0 MHz
Integration Time: 10.0 ms

¹ PAR (0.1%) in accordance with FCC KDB 971168, Section 6.0 "Measurement of the Peak-to-Average Power Ratio (PAPR)"

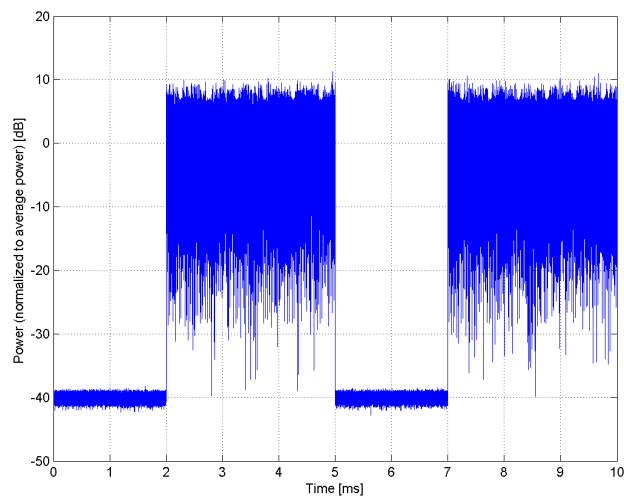
² Modulation Interference Factor (MIF) value valid only in conjunction with advanced probe response linearization calibration for the same communication system (same UID and version).



Complementary Cumulative Distribution Function (CCDF)



Frequency Domain



Time Domain

**Calibration Laboratory of
Schmid & Partner
Engineering AG**
Zeughausstrasse 43, 8004 Zurich, Switzerland

Name: **LTE-TDD (SC-FDMA, 50% RB, 20 MHz, QPSK, UL Subframe=2,3,4,7,8,9)**

Group: LTE-TDD
UID: 10494-AAG

PAR: ¹ **7.74 dB**
MIF: ² **-3.39 dB**

Standard Reference: 3GPP / ETSI TS 136.101 V8.4.0
3GPP / ETSI TS 136.213 V8.4.0
FCC OET KDB 941225 D05 SAR for LTE Devices v01

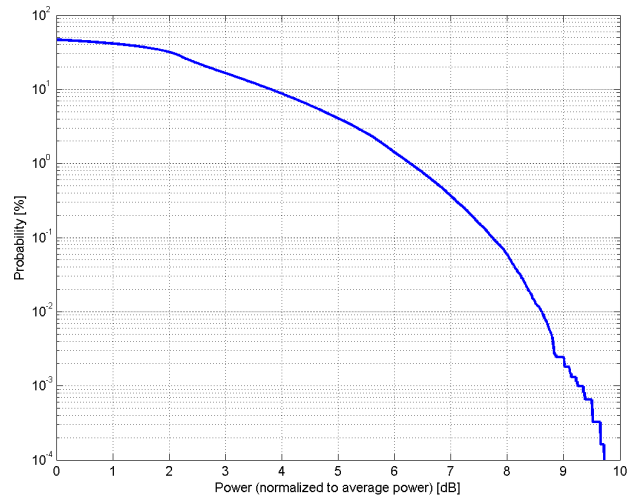
Category: Random amplitude modulation
Modulation: QPSK
Frequency Band: Band 33 (1900.0 - 1920.0 MHz)
Band 35 (1850.0 - 1910.0 MHz)
Band 36 (1930.0 - 1990.0 MHz)
Band 37 (1910.0 - 1930.0 MHz)
Band 38 (2570.0 - 2620.0 MHz)
Band 39 (1880.0 - 1920.0 MHz)
Band 40 (2300.0 - 2400.0 MHz)
Band 41 (2496.0 - 2690.0 MHz)
Band 42 (3400.0 - 3600.0 MHz)
Band 43 (3600.0 - 3800.0 MHz)
Band 44 (703.0 - 803.0 MHz)
Band 45 (1447.0 - 1467.0 MHz)
Band 46 (5150.0 - 5925.0 MHz)
Band 47 (5855.0 - 5925.0 MHz)
Band 48 (3550.0 - 3700.0 MHz)
Band 49 (3550.0 - 3700.0 MHz)
Band 50 (1432.0 - 1517.0 MHz)
Band 52 (3300.0 - 3400.0 MHz)
Validation band (0.0 - 6000.0 MHz)

Detailed Specification: Modulation Scheme: SC-FDMA
Uplink-downlink configuration: 0
Special Subframe configuration: 7
Number of Frames: 1
Settings for UL Subframe: 2,3,4,7,8,9
Number of PUSCHs: 1
Modulation Scheme: QPSK
Allocated RB: 50
Start Number of RB: 25
Data Type: PN9fix

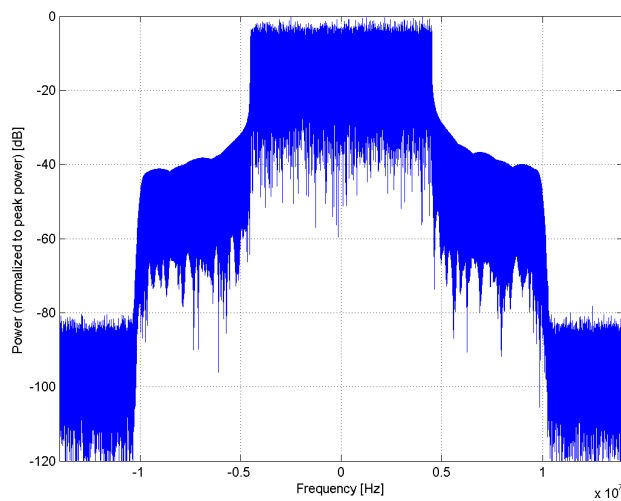
Bandwidth: 20.0 MHz
Integration Time: 10.0 ms

¹ PAR (0.1%) in accordance with FCC KDB 971168, Section 6.0 "Measurement of the Peak-to-Average Power Ratio (PAPR)"

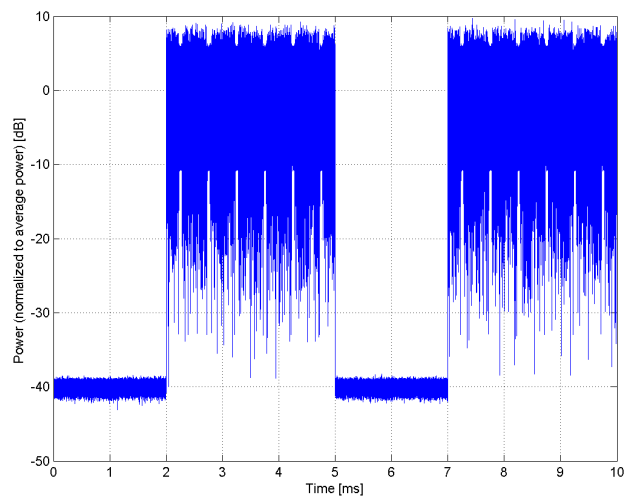
² Modulation Interference Factor (MIF) value valid only in conjunction with advanced probe response linearization calibration for the same communication system (same UID and version).



Complementary Cumulative Distribution Function (CCDF)



Frequency Domain



Time Domain

**Calibration Laboratory of
Schmid & Partner
Engineering AG**
Zeughausstrasse 43, 8004 Zurich, Switzerland

Name: **LTE-TDD (SC-FDMA, 50% RB, 20 MHz, 16-QAM, UL Subframe=2,3,4,7,8,9)**

Group: LTE-TDD
UID: 10495-AAG

PAR: ¹ **8.37 dB**
MIF: ² **-3.41 dB**

Standard Reference: 3GPP / ETSI TS 136.101 V8.4.0
3GPP / ETSI TS 136.213 V8.4.0
FCC OET KDB 941225 D05 SAR for LTE Devices v01

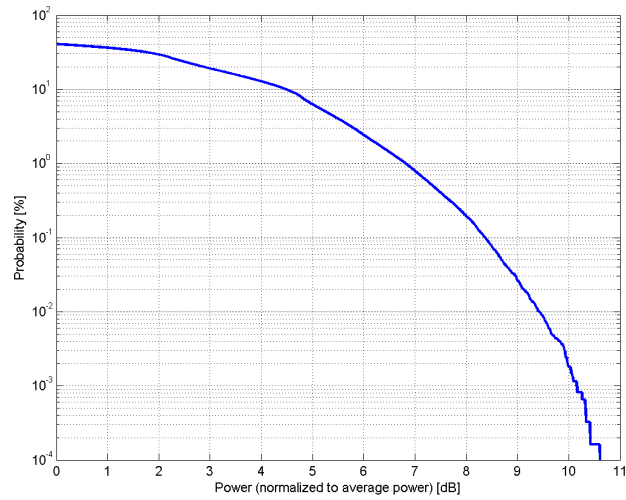
Category: Random amplitude modulation
Modulation: 16-QAM
Frequency Band: Band 33 (1900.0 - 1920.0 MHz)
Band 35 (1850.0 - 1910.0 MHz)
Band 36 (1930.0 - 1990.0 MHz)
Band 37 (1910.0 - 1930.0 MHz)
Band 38 (2570.0 - 2620.0 MHz)
Band 39 (1880.0 - 1920.0 MHz)
Band 40 (2300.0 - 2400.0 MHz)
Band 41 (2496.0 - 2690.0 MHz)
Band 42 (3400.0 - 3600.0 MHz)
Band 43 (3600.0 - 3800.0 MHz)
Band 44 (703.0 - 803.0 MHz)
Band 45 (1447.0 - 1467.0 MHz)
Band 46 (5150.0 - 5925.0 MHz)
Band 47 (5855.0 - 5925.0 MHz)
Band 48 (3550.0 - 3700.0 MHz)
Band 49 (3550.0 - 3700.0 MHz)
Band 50 (1432.0 - 1517.0 MHz)
Band 52 (3300.0 - 3400.0 MHz)
Validation band (0.0 - 6000.0 MHz)

Detailed Specification: Modulation Scheme: SC-FDMA
Uplink-downlink configuration: 0
Special Subframe configuration: 7
Number of Frames: 1
Settings for UL Subframe: 2,3,4,7,8,9
Number of PUSCHs: 1
Modulation Scheme: QPSK
Allocated RB: 50
Start Number of RB: 25
Data Type: PN9fix

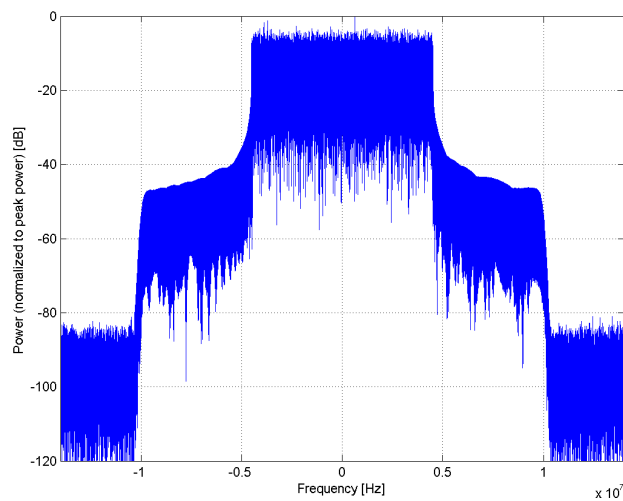
Bandwidth: 20.0 MHz
Integration Time: 10.0 ms

¹ PAR (0.1%) in accordance with FCC KDB 971168, Section 6.0 "Measurement of the Peak-to-Average Power Ratio (PAPR)"

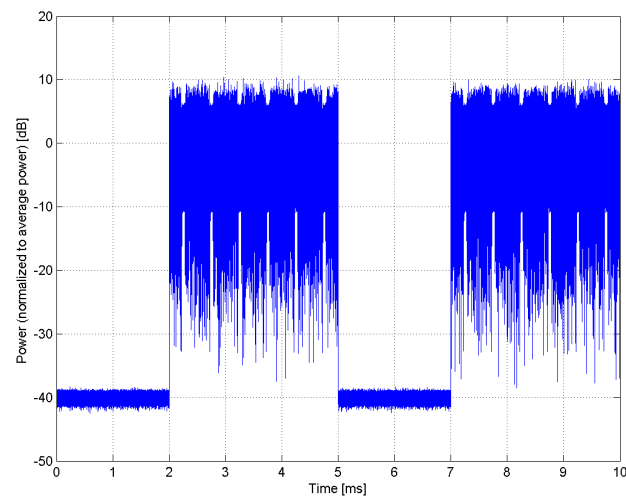
² Modulation Interference Factor (MIF) value valid only in conjunction with advanced probe response linearization calibration for the same communication system (same UID and version).



Complementary Cumulative Distribution Function (CCDF)



Frequency Domain



Time Domain

**Calibration Laboratory of
Schmid & Partner
Engineering AG**
Zeughausstrasse 43, 8004 Zurich, Switzerland

Name: **LTE-TDD (SC-FDMA, 50% RB, 20 MHz, 64-QAM, UL Subframe=2,3,4,7,8,9)**

Group: LTE-TDD
UID: 10496-AAG

PAR: ¹ **8.54 dB**
MIF: ² **-3.43 dB**

Standard Reference: 3GPP / ETSI TS 136.101 V8.4.0
3GPP / ETSI TS 136.213 V8.4.0
FCC OET KDB 941225 D05 SAR for LTE Devices v01

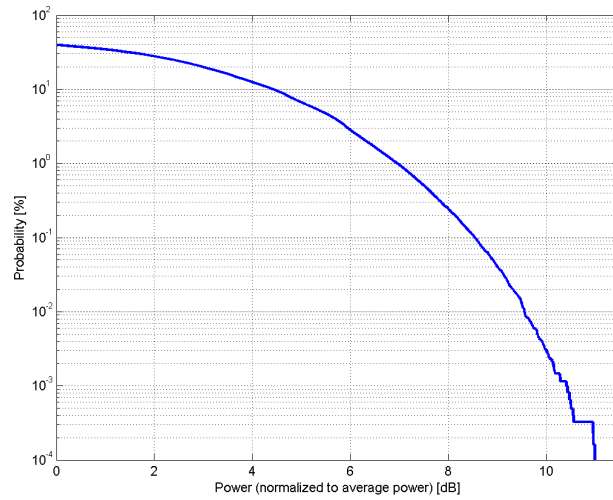
Category: Random amplitude modulation
Modulation: 64-QAM
Frequency Band: Band 33 (1900.0 - 1920.0 MHz)
Band 35 (1850.0 - 1910.0 MHz)
Band 36 (1930.0 - 1990.0 MHz)
Band 37 (1910.0 - 1930.0 MHz)
Band 38 (2570.0 - 2620.0 MHz)
Band 39 (1880.0 - 1920.0 MHz)
Band 40 (2300.0 - 2400.0 MHz)
Band 41 (2496.0 - 2690.0 MHz)
Band 42 (3400.0 - 3600.0 MHz)
Band 43 (3600.0 - 3800.0 MHz)
Band 44 (703.0 - 803.0 MHz)
Band 45 (1447.0 - 1467.0 MHz)
Band 46 (5150.0 - 5925.0 MHz)
Band 47 (5855.0 - 5925.0 MHz)
Band 48 (3550.0 - 3700.0 MHz)
Band 49 (3550.0 - 3700.0 MHz)
Band 50 (1432.0 - 1517.0 MHz)
Band 52 (3300.0 - 3400.0 MHz)
Validation band (0.0 - 6000.0 MHz)

Detailed Specification: Modulation Scheme: SC-FDMA
Uplink-downlink configuration: 0
Special Subframe configuration: 7
Number of Frames: 1
Settings for UL Subframe: 2,3,4,7,8,9
Number of PUSCHs: 1
Modulation Scheme: QPSK
Allocated RB: 50
Start Number of RB: 25
Data Type: PN9fix

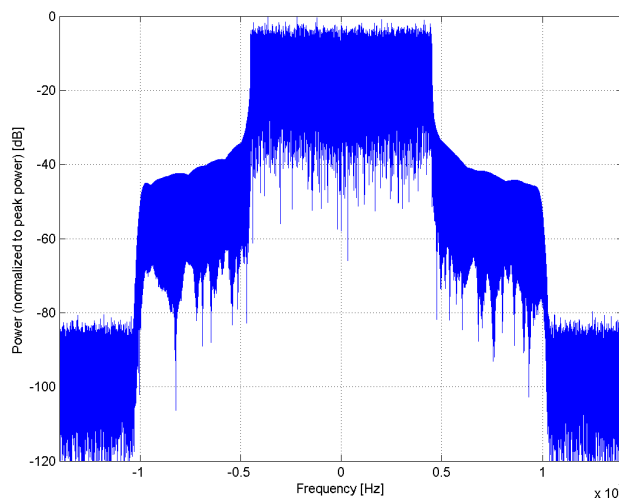
Bandwidth: 20.0 MHz
Integration Time: 10.0 ms

¹ PAR (0.1%) in accordance with FCC KDB 971168, Section 6.0 "Measurement of the Peak-to-Average Power Ratio (PAPR)"

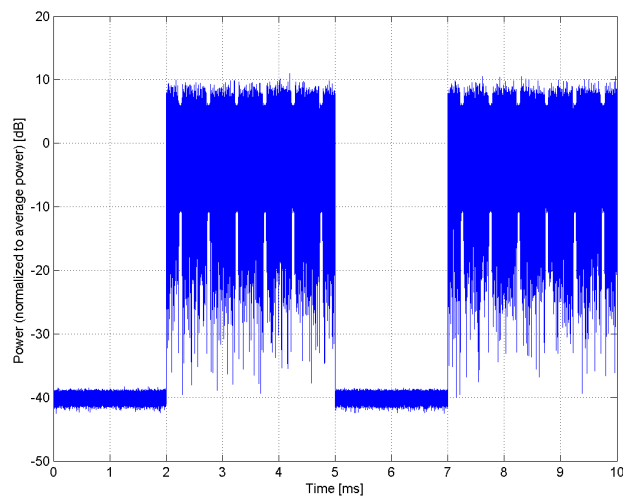
² Modulation Interference Factor (MIF) value valid only in conjunction with advanced probe response linearization calibration for the same communication system (same UID and version).



Complementary Cumulative Distribution Function (CCDF)



Frequency Domain



Time Domain

**Calibration Laboratory of
Schmid & Partner
Engineering AG**
Zeughausstrasse 43, 8004 Zurich, Switzerland

Name: **LTE-TDD (SC-FDMA, 100% RB, 1.4 MHz, QPSK, UL Subframe=2,3,4,7,8,9)**

Group: LTE-TDD
UID: 10497-AAC

PAR: ¹ **7.67 dB**
MIF: ² **-3.43 dB**

Standard Reference: 3GPP / ETSI TS 136.101 V8.4.0
3GPP / ETSI TS 136.213 V8.4.0
FCC OET KDB 941225 D05 SAR for LTE Devices v01

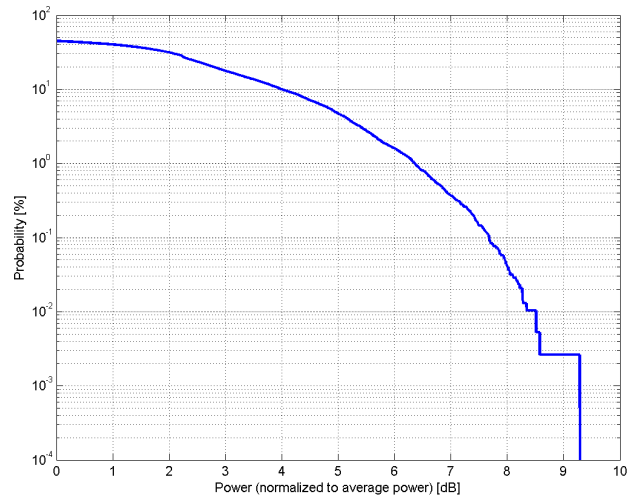
Category: Random amplitude modulation
Modulation: QPSK
Frequency Band: Band 35 (1850.0 - 1910.0 MHz)
Band 36 (1930.0 - 1990.0 MHz)
Band 53 (2483.5 - 2495.0 MHz)
Validation band (0.0 - 6000.0 MHz)

Detailed Specification: Modulation Scheme: SC-FDMA
Uplink-downlink configuration: 0
Special Subframe configuration: 7
Number of Frames: 1
Settings for UL Subframe: 2,3,4,7,8,9
Number of PUSCHs: 1
Modulation Scheme: QPSK
Allocated RB: 6
Start Number of RB: 0
Data Type: PN9fix

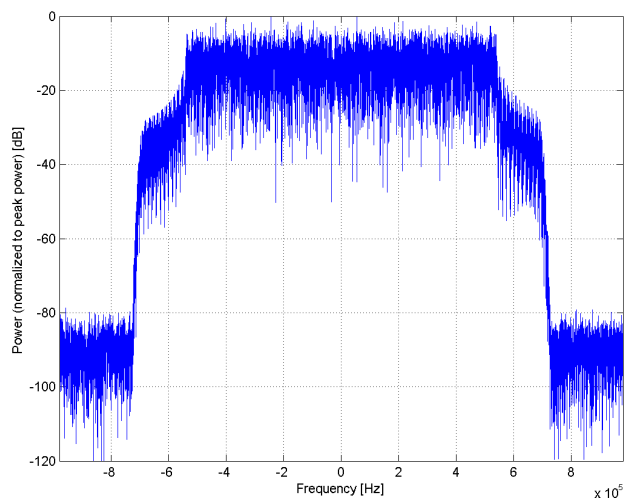
Bandwidth: 1.4 MHz
Integration Time: 10.0 ms

¹ PAR (0.1%) in accordance with FCC KDB 971168, Section 6.0 "Measurement of the Peak-to-Average Power Ratio (PAPR)"

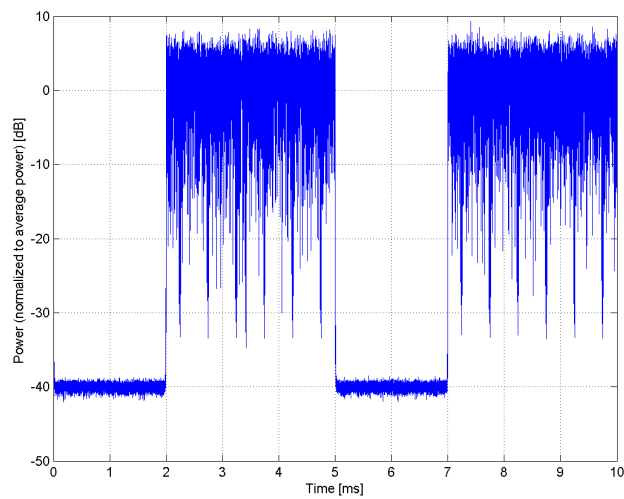
² Modulation Interference Factor (MIF) value valid only in conjunction with advanced probe response linearization calibration for the same communication system (same UID and version).



Complementary Cumulative Distribution Function (CCDF)



Frequency Domain



Time Domain

**Calibration Laboratory of
Schmid & Partner
Engineering AG**
Zeughausstrasse 43, 8004 Zurich, Switzerland

Name: **LTE-TDD (SC-FDMA, 100% RB, 1.4 MHz, 16-QAM, UL Subframe=2,3,4,7,8,9)**

Group: LTE-TDD
UID: 10498-AAC

PAR: ¹ **8.40 dB**
MIF: ² **-3.46 dB**

Standard Reference: 3GPP / ETSI TS 136.101 V8.4.0
3GPP / ETSI TS 136.213 V8.4.0
FCC OET KDB 941225 D05 SAR for LTE Devices v01

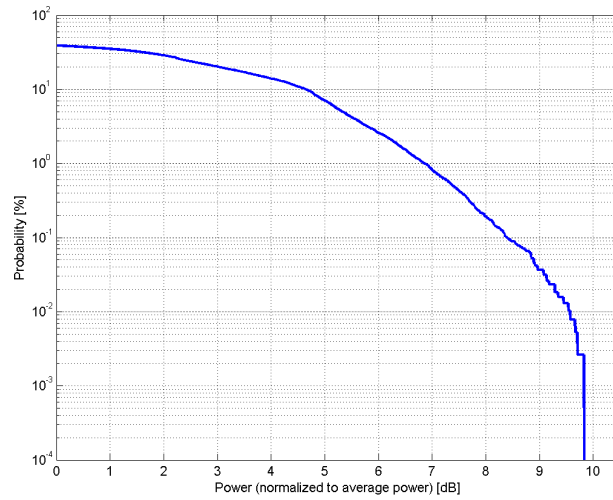
Category: Random amplitude modulation
Modulation: 16-QAM
Frequency Band: Band 35 (1850.0 - 1910.0 MHz)
Band 36 (1930.0 - 1990.0 MHz)
Band 53 (2483.5 - 2495.0 MHz)
Validation band (0.0 - 6000.0 MHz)

Detailed Specification: Modulation Scheme: SC-FDMA
Uplink-downlink configuration: 0
Special Subframe configuration: 7
Number of Frames: 1
Settings for UL Subframe: 2,3,4,7,8,9
Number of PUSCHs: 1
Modulation Scheme: QPSK
Allocated RB: 6
Start Number of RB: 0
Data Type: PN9fix

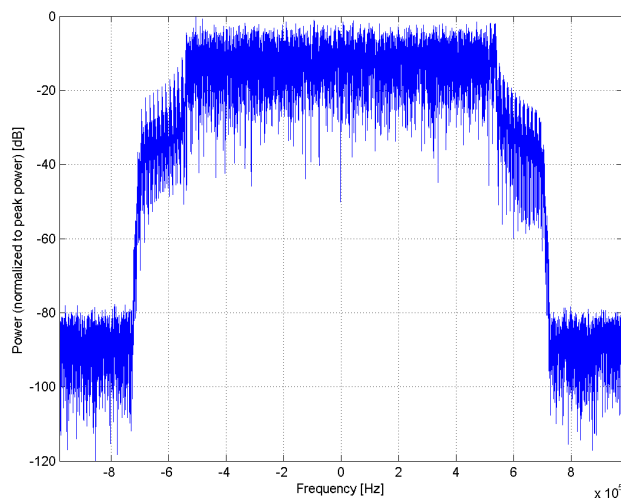
Bandwidth: 1.4 MHz
Integration Time: 10.0 ms

¹ PAR (0.1%) in accordance with FCC KDB 971168, Section 6.0 "Measurement of the Peak-to-Average Power Ratio (PAPR)"

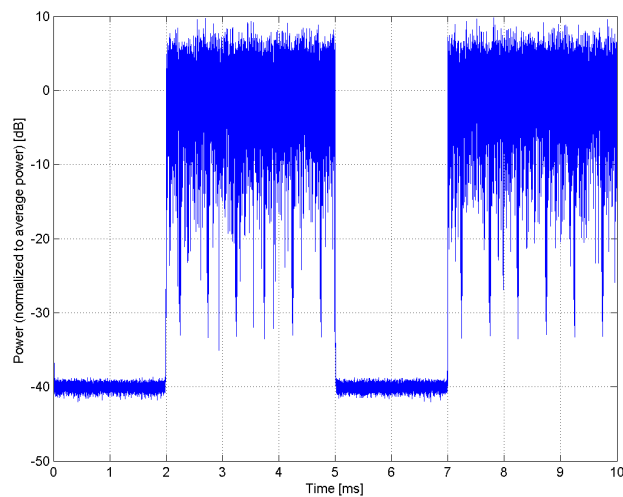
² Modulation Interference Factor (MIF) value valid only in conjunction with advanced probe response linearization calibration for the same communication system (same UID and version).



Complementary Cumulative Distribution Function (CCDF)



Frequency Domain



Time Domain

**Calibration Laboratory of
Schmid & Partner
Engineering AG**
Zeughausstrasse 43, 8004 Zurich, Switzerland

Name: **LTE-TDD (SC-FDMA, 100% RB, 1.4 MHz, 64-QAM, UL Subframe=2,3,4,7,8,9)**

Group: LTE-TDD
UID: 10499-AAC

PAR: ¹ **8.68 dB**
MIF: ² **-3.43 dB**

Standard Reference: 3GPP / ETSI TS 136.101 V8.4.0
3GPP / ETSI TS 136.213 V8.4.0
FCC OET KDB 941225 D05 SAR for LTE Devices v01

Category: Random amplitude modulation
Modulation: 64-QAM

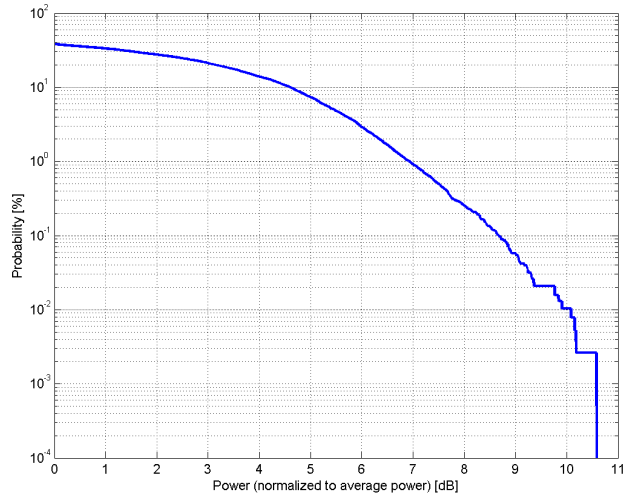
Frequency Band: Band 35 (1850.0 - 1910.0 MHz)
Band 36 (1930.0 - 1990.0 MHz)
Band 53 (2483.5 - 2495.0 MHz)
Validation band (0.0 - 6000.0 MHz)

Detailed Specification: Modulation Scheme: SC-FDMA
Uplink-downlink configuration: 0
Special Subframe configuration: 7
Number of Frames: 1
Settings for UL Subframe: 2,3,4,7,8,9
Number of PUSCHs: 1
Modulation Scheme: QPSK
Allocated RB: 6
Start Number of RB: 0
Data Type: PN9fix

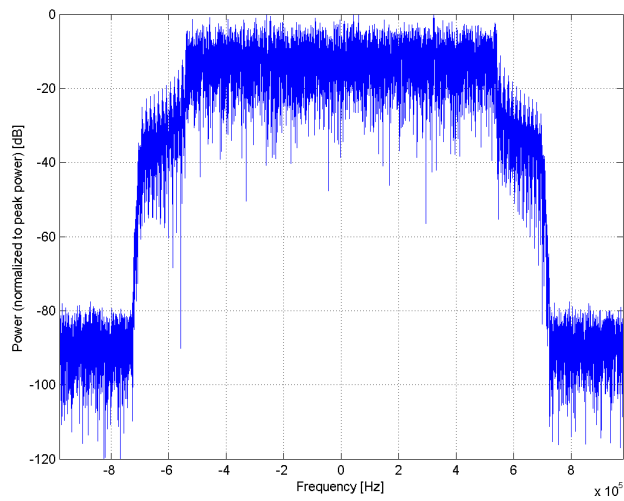
Bandwidth: 1.4 MHz
Integration Time: 10.0 ms

¹ PAR (0.1%) in accordance with FCC KDB 971168, Section 6.0 "Measurement of the Peak-to-Average Power Ratio (PAPR)"

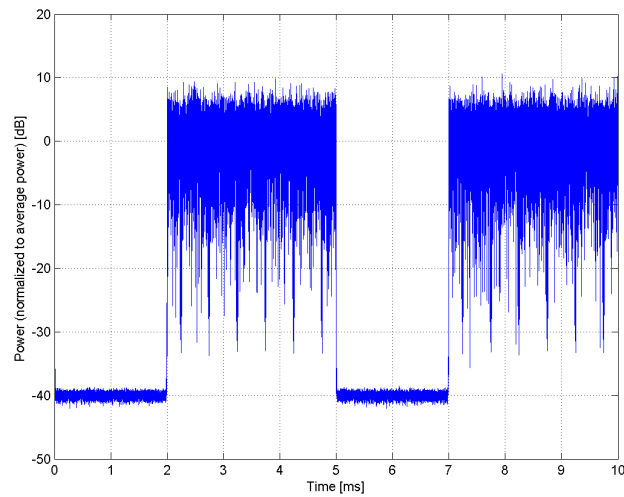
² Modulation Interference Factor (MIF) value valid only in conjunction with advanced probe response linearization calibration for the same communication system (same UID and version).



Complementary Cumulative Distribution Function (CCDF)



Frequency Domain



Time Domain

**Calibration Laboratory of
Schmid & Partner
Engineering AG**
Zeughausstrasse 43, 8004 Zurich, Switzerland

Name: **LTE-TDD (SC-FDMA, 100% RB, 3 MHz, QPSK, UL Subframe=2,3,4,7,8,9)**

Group: LTE-TDD
UID: 10500-AAD

PAR: ¹ **7.67 dB**
MIF: ² **-3.40 dB**

Standard Reference: 3GPP / ETSI TS 136.101 V8.4.0
3GPP / ETSI TS 136.213 V8.4.0
FCC OET KDB 941225 D05 SAR for LTE Devices v01

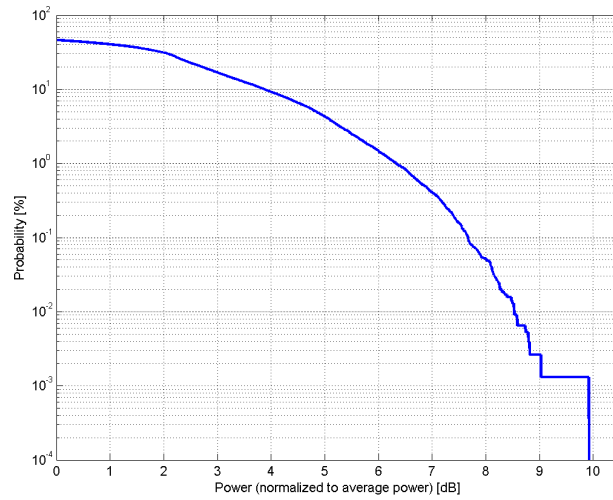
Category: Random amplitude modulation
Modulation: QPSK
Frequency Band: Band 35 (1850.0 - 1910.0 MHz)
Band 36 (1930.0 - 1990.0 MHz)
Band 44 (703.0 - 803.0 MHz)
Band 50 (1432.0 - 1517.0 MHz)
Band 51 (1427.0 - 1432.0 MHz)
Band 53 (2483.5 - 2495.0 MHz)
Validation band (0.0 - 6000.0 MHz)

Detailed Specification: Modulation Scheme: SC-FDMA
Uplink-downlink configuration: 0
Special Subframe configuration: 7
Number of Frames: 1
Settings for UL Subframe: 2,3,4,7,8,9
Number of PUSCHs: 1
Modulation Scheme: QPSK
Allocated RB: 15
Start Number of RB: 0
Data Type: PN9fix

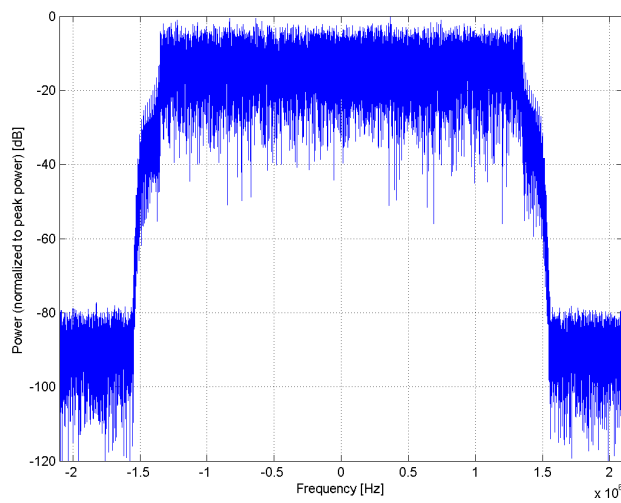
Bandwidth: 3.0 MHz
Integration Time: 10.0 ms

¹ PAR (0.1%) in accordance with FCC KDB 971168, Section 6.0 "Measurement of the Peak-to-Average Power Ratio (PAPR)"

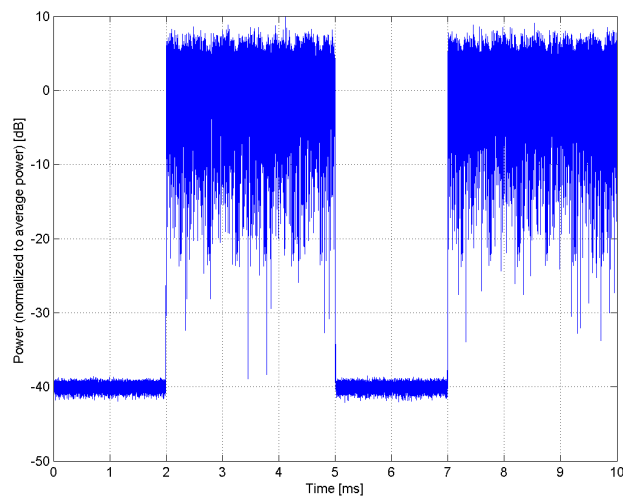
² Modulation Interference Factor (MIF) value valid only in conjunction with advanced probe response linearization calibration for the same communication system (same UID and version).



Complementary Cumulative Distribution Function (CCDF)



Frequency Domain



Time Domain

**Calibration Laboratory of
Schmid & Partner
Engineering AG**
Zeughausstrasse 43, 8004 Zurich, Switzerland

Name: **LTE-TDD (SC-FDMA, 100% RB, 3 MHz, 16-QAM, UL Subframe=2,3,4,7,8,9)**

Group: LTE-TDD
UID: 10501-AAD

PAR: ¹ **8.44 dB**
MIF: ² **-3.43 dB**

Standard Reference: 3GPP / ETSI TS 136.101 V8.4.0
3GPP / ETSI TS 136.213 V8.4.0
FCC OET KDB 941225 D05 SAR for LTE Devices v01

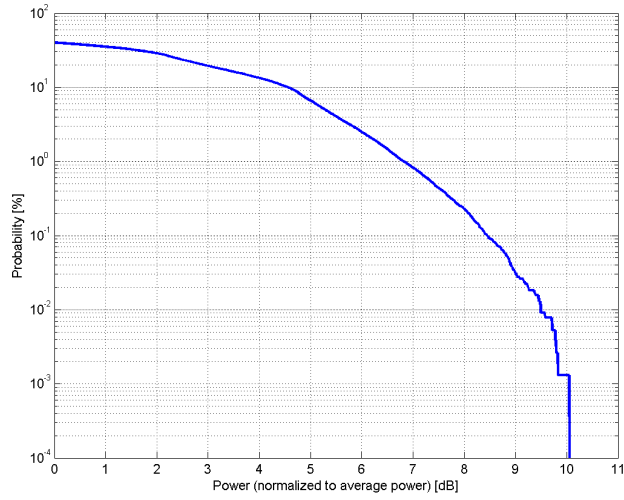
Category: Random amplitude modulation
Modulation: 16-QAM
Frequency Band: Band 35 (1850.0 - 1910.0 MHz)
Band 36 (1930.0 - 1990.0 MHz)
Band 44 (703.0 - 803.0 MHz)
Band 50 (1432.0 - 1517.0 MHz)
Band 51 (1427.0 - 1432.0 MHz)
Band 53 (2483.5 - 2495.0 MHz)
Validation band (0.0 - 6000.0 MHz)

Detailed Specification: Modulation Scheme: SC-FDMA
Uplink-downlink configuration: 0
Special Subframe configuration: 7
Number of Frames: 1
Settings for UL Subframe: 2,3,4,7,8,9
Number of PUSCHs: 1
Modulation Scheme: QPSK
Allocated RB: 15
Start Number of RB: 0
Data Type: PN9fix

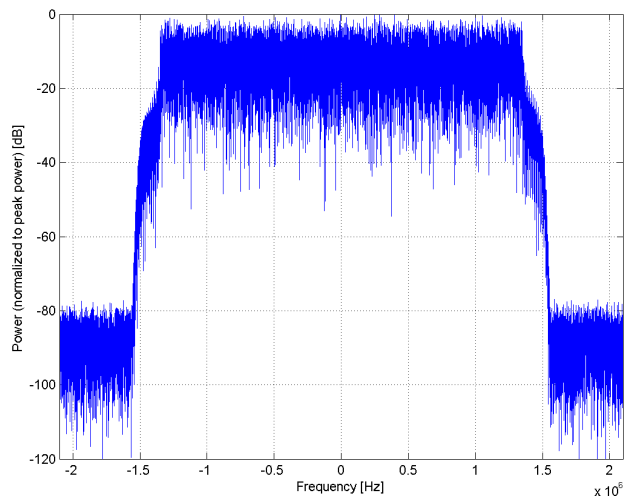
Bandwidth: 3.0 MHz
Integration Time: 10.0 ms

¹ PAR (0.1%) in accordance with FCC KDB 971168, Section 6.0 "Measurement of the Peak-to-Average Power Ratio (PAPR)"

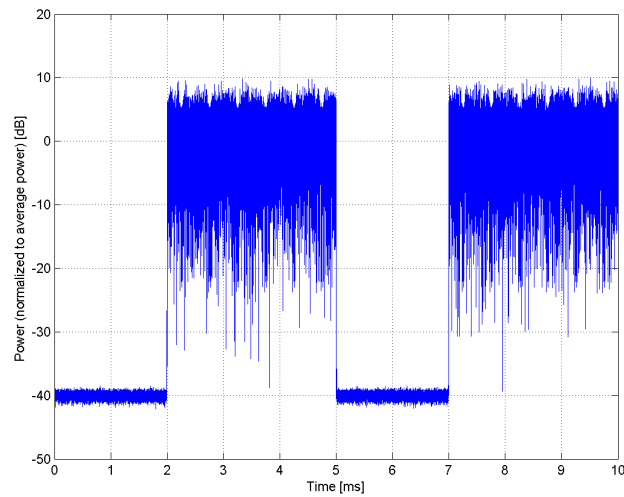
² Modulation Interference Factor (MIF) value valid only in conjunction with advanced probe response linearization calibration for the same communication system (same UID and version).



Complementary Cumulative Distribution Function (CCDF)



Frequency Domain



Time Domain

**Calibration Laboratory of
Schmid & Partner
Engineering AG**
Zeughausstrasse 43, 8004 Zurich, Switzerland

Name: **LTE-TDD (SC-FDMA, 100% RB, 3 MHz, 64-QAM, UL Subframe=2,3,4,7,8,9)**

Group: LTE-TDD
UID: 10502-AAD

PAR: ¹ **8.52 dB**
MIF: ² **-3.42 dB**

Standard Reference: 3GPP / ETSI TS 136.101 V8.4.0
3GPP / ETSI TS 136.213 V8.4.0
FCC OET KDB 941225 D05 SAR for LTE Devices v01

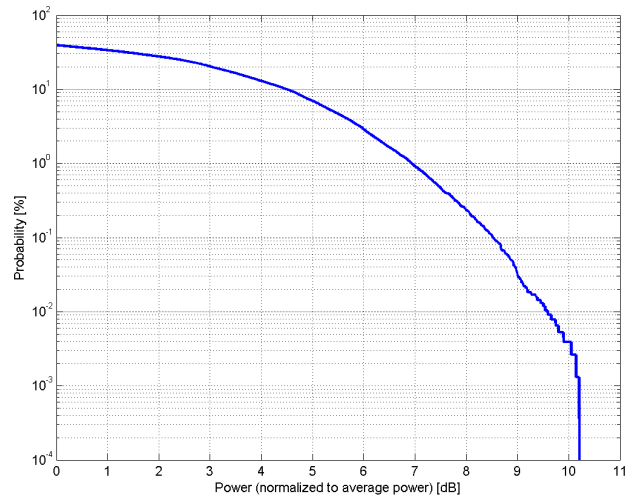
Category: Random amplitude modulation
Modulation: 64-QAM
Frequency Band: Band 35 (1850.0 - 1910.0 MHz)
Band 36 (1930.0 - 1990.0 MHz)
Band 44 (703.0 - 803.0 MHz)
Band 50 (1432.0 - 1517.0 MHz)
Band 51 (1427.0 - 1432.0 MHz)
Band 53 (2483.5 - 2495.0 MHz)
Validation band (0.0 - 6000.0 MHz)

Detailed Specification: Modulation Scheme: SC-FDMA
Uplink-downlink configuration: 0
Special Subframe configuration: 7
Number of Frames: 1
Settings for UL Subframe: 2,3,4,7,8,9
Number of PUSCHs: 1
Modulation Scheme: QPSK
Allocated RB: 15
Start Number of RB: 0
Data Type: PN9fix

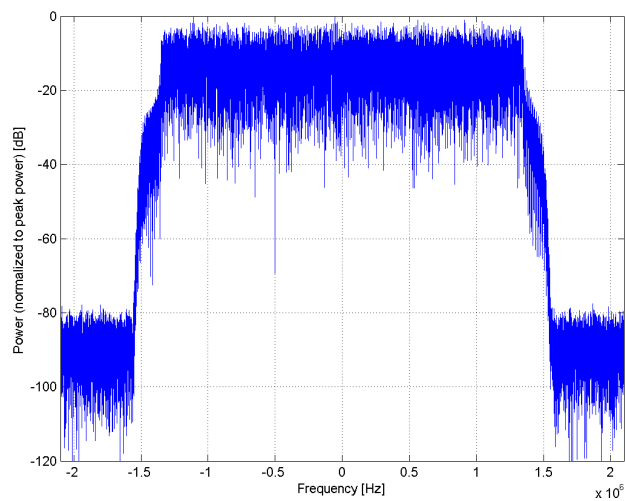
Bandwidth: 3.0 MHz
Integration Time: 10.0 ms

¹ PAR (0.1%) in accordance with FCC KDB 971168, Section 6.0 "Measurement of the Peak-to-Average Power Ratio (PAPR)"

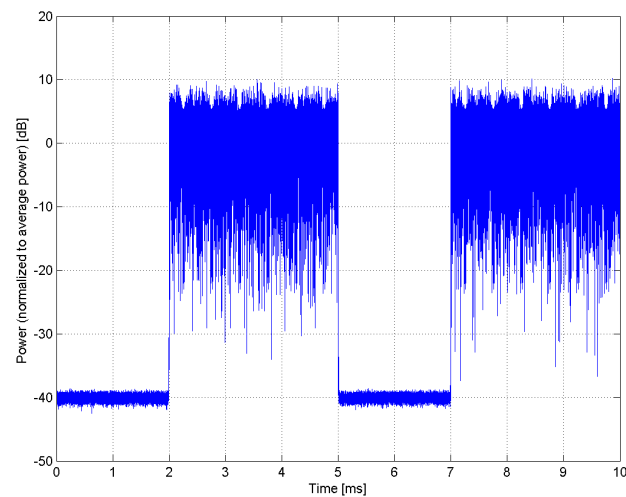
² Modulation Interference Factor (MIF) value valid only in conjunction with advanced probe response linearization calibration for the same communication system (same UID and version).



Complementary Cumulative Distribution Function (CCDF)



Frequency Domain



Time Domain

**Calibration Laboratory of
Schmid & Partner
Engineering AG**
Zeughausstrasse 43, 8004 Zurich, Switzerland

Name: **LTE-TDD (SC-FDMA, 100% RB, 5 MHz, QPSK, UL Subframe=2,3,4,7,8,9)**

Group: LTE-TDD
UID: 10503-AAG

PAR: ¹ **7.72 dB**
MIF: ² **-3.40 dB**

Standard Reference: 3GPP / ETSI TS 136.101 V8.4.0
3GPP / ETSI TS 136.213 V8.4.0
FCC OET KDB 941225 D05 SAR for LTE Devices v01

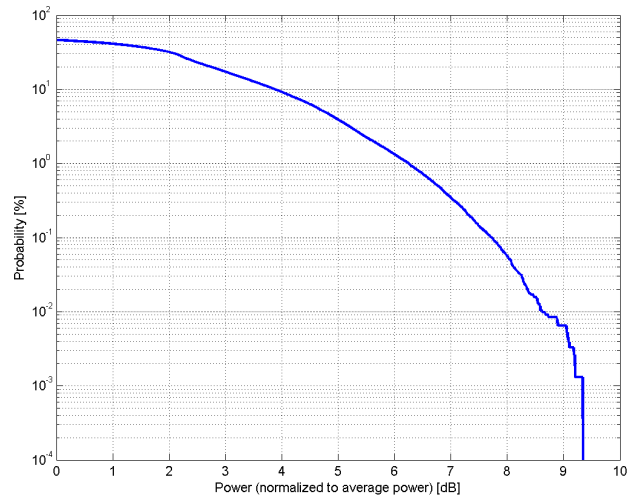
Category: Random amplitude modulation
Modulation: QPSK
Frequency Band: Band 33 (1900.0 - 1920.0 MHz)
Band 34 (2010.0 - 2025.0 MHz)
Band 35 (1850.0 - 1910.0 MHz)
Band 36 (1930.0 - 1990.0 MHz)
Band 37 (1910.0 - 1930.0 MHz)
Band 38 (2570.0 - 2620.0 MHz)
Band 39 (1880.0 - 1920.0 MHz)
Band 40 (2300.0 - 2400.0 MHz)
Band 41 (2496.0 - 2690.0 MHz)
Band 42 (3400.0 - 3600.0 MHz)
Band 43 (3600.0 - 3800.0 MHz)
Band 44 (703.0 - 803.0 MHz)
Band 45 (1447.0 - 1467.0 MHz)
Band 48 (3550.0 - 3700.0 MHz)
Band 50 (1432.0 - 1517.0 MHz)
Band 51 (1427.0 - 1432.0 MHz)
Band 52 (3300.0 - 3400.0 MHz)
Band 53 (2483.5 - 2495.0 MHz)
Validation band (0.0 - 6000.0 MHz)

Detailed Specification: Modulation Scheme: SC-FDMA
Uplink-downlink configuration: 0
Special Subframe configuration: 7
Number of Frames: 1
Settings for UL Subframe: 2,3,4,7,8,9
Number of PUSCHs: 1
Modulation Scheme: QPSK
Allocated RB: 25
Start Number of RB: 0
Data Type: PN9fix

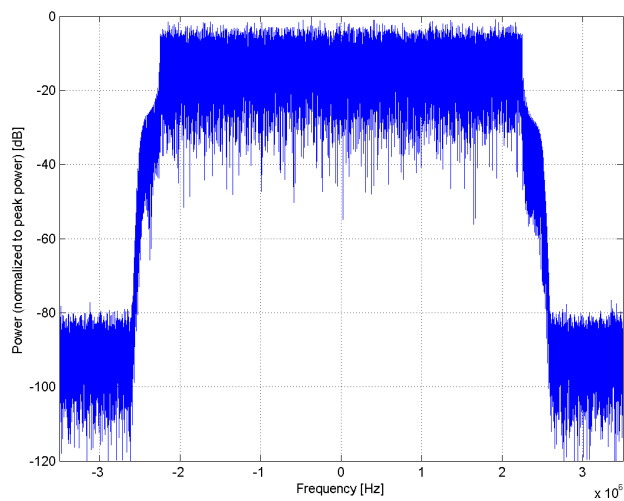
Bandwidth: 5.0 MHz
Integration Time: 10.0 ms

¹ PAR (0.1%) in accordance with FCC KDB 971168, Section 6.0 "Measurement of the Peak-to-Average Power Ratio (PAPR)"

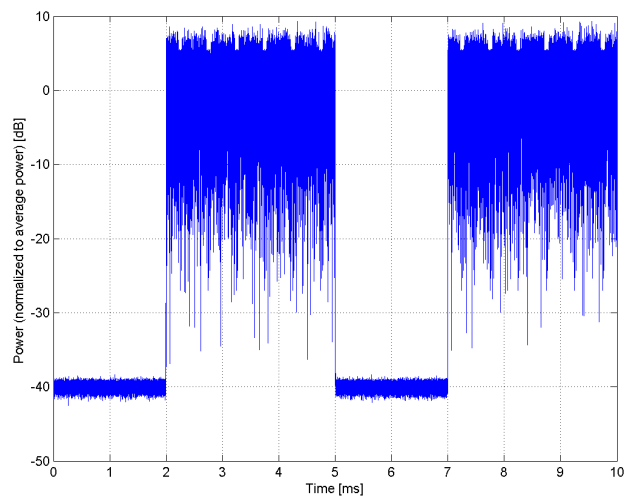
² Modulation Interference Factor (MIF) value valid only in conjunction with advanced probe response linearization calibration for the same communication system (same UID and version).



Complementary Cumulative Distribution Function (CCDF)



Frequency Domain



Time Domain

**Calibration Laboratory of
Schmid & Partner
Engineering AG**
Zeughausstrasse 43, 8004 Zurich, Switzerland

Name: **LTE-TDD (SC-FDMA, 100% RB, 5 MHz, 16-QAM, UL Subframe=2,3,4,7,8,9)**

Group: LTE-TDD
UID: 10504-AAG

PAR: ¹ **8.31 dB**
MIF: ² **-3.43 dB**

Standard Reference: 3GPP / ETSI TS 136.101 V8.4.0
3GPP / ETSI TS 136.213 V8.4.0
FCC OET KDB 941225 D05 SAR for LTE Devices v01

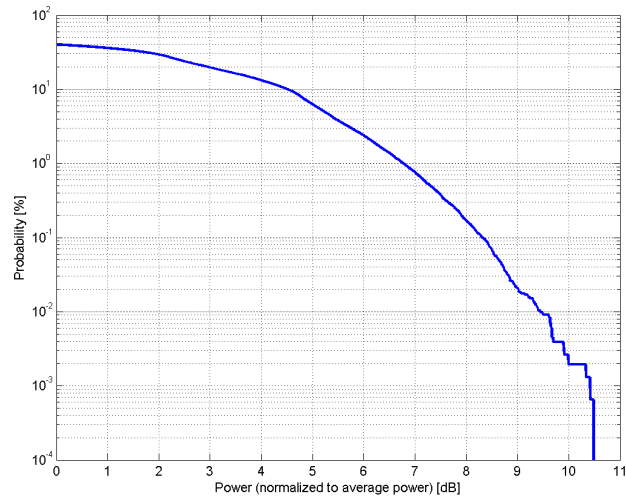
Category: Random amplitude modulation
Modulation: 16-QAM
Frequency Band: Band 33 (1900.0 - 1920.0 MHz)
Band 34 (2010.0 - 2025.0 MHz)
Band 35 (1850.0 - 1910.0 MHz)
Band 36 (1930.0 - 1990.0 MHz)
Band 37 (1910.0 - 1930.0 MHz)
Band 38 (2570.0 - 2620.0 MHz)
Band 39 (1880.0 - 1920.0 MHz)
Band 40 (2300.0 - 2400.0 MHz)
Band 41 (2496.0 - 2690.0 MHz)
Band 42 (3400.0 - 3600.0 MHz)
Band 43 (3600.0 - 3800.0 MHz)
Band 44 (703.0 - 803.0 MHz)
Band 45 (1447.0 - 1467.0 MHz)
Band 48 (3550.0 - 3700.0 MHz)
Band 50 (1432.0 - 1517.0 MHz)
Band 51 (1427.0 - 1432.0 MHz)
Band 52 (3300.0 - 3400.0 MHz)
Band 53 (2483.5 - 2495.0 MHz)
Validation band (0.0 - 6000.0 MHz)

Detailed Specification: Modulation Scheme: SC-FDMA
Uplink-downlink configuration: 0
Special Subframe configuration: 7
Number of Frames: 1
Settings for UL Subframe: 2,3,4,7,8,9
Number of PUSCHs: 1
Modulation Scheme: QPSK
Allocated RB: 25
Start Number of RB: 0
Data Type: PN9fix

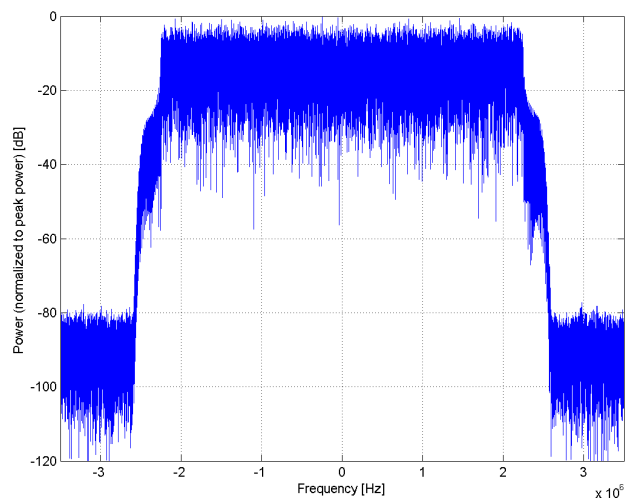
Bandwidth: 5.0 MHz
Integration Time: 10.0 ms

¹ PAR (0.1%) in accordance with FCC KDB 971168, Section 6.0 "Measurement of the Peak-to-Average Power Ratio (PAPR)"

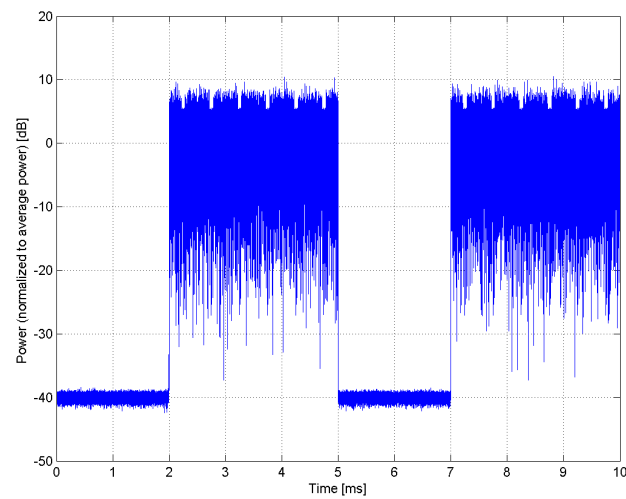
² Modulation Interference Factor (MIF) value valid only in conjunction with advanced probe response linearization calibration for the same communication system (same UID and version).



Complementary Cumulative Distribution Function (CCDF)



Frequency Domain



Time Domain

**Calibration Laboratory of
Schmid & Partner
Engineering AG**
Zeughausstrasse 43, 8004 Zurich, Switzerland

Name: **LTE-TDD (SC-FDMA, 100% RB, 5 MHz, 64-QAM, UL Subframe=2,3,4,7,8,9)**

Group: LTE-TDD
UID: 10505-AAG

PAR: ¹ **8.54 dB**
MIF: ² **-3.41 dB**

Standard Reference: 3GPP / ETSI TS 136.101 V8.4.0
3GPP / ETSI TS 136.213 V8.4.0
FCC OET KDB 941225 D05 SAR for LTE Devices v01

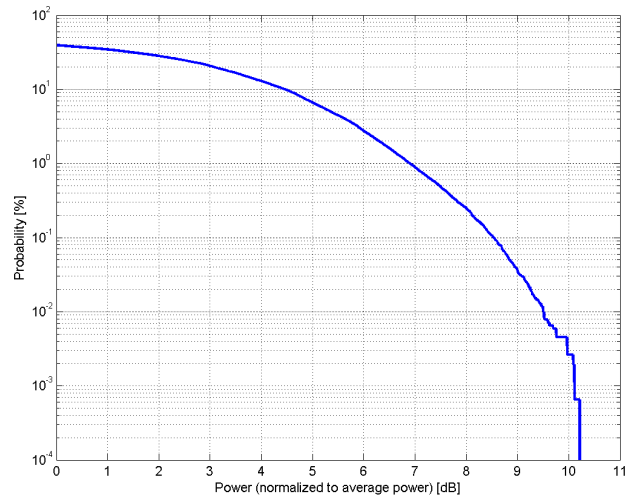
Category: Random amplitude modulation
Modulation: 64-QAM
Frequency Band: Band 33 (1900.0 - 1920.0 MHz)
Band 34 (2010.0 - 2025.0 MHz)
Band 35 (1850.0 - 1910.0 MHz)
Band 36 (1930.0 - 1990.0 MHz)
Band 37 (1910.0 - 1930.0 MHz)
Band 38 (2570.0 - 2620.0 MHz)
Band 39 (1880.0 - 1920.0 MHz)
Band 40 (2300.0 - 2400.0 MHz)
Band 41 (2496.0 - 2690.0 MHz)
Band 42 (3400.0 - 3600.0 MHz)
Band 43 (3600.0 - 3800.0 MHz)
Band 44 (703.0 - 803.0 MHz)
Band 45 (1447.0 - 1467.0 MHz)
Band 48 (3550.0 - 3700.0 MHz)
Band 50 (1432.0 - 1517.0 MHz)
Band 51 (1427.0 - 1432.0 MHz)
Band 52 (3300.0 - 3400.0 MHz)
Band 53 (2483.5 - 2495.0 MHz)
Validation band (0.0 - 6000.0 MHz)

Detailed Specification: Modulation Scheme: SC-FDMA
Uplink-downlink configuration: 0
Special Subframe configuration: 7
Number of Frames: 1
Settings for UL Subframe: 2,3,4,7,8,9
Number of PUSCHs: 1
Modulation Scheme: QPSK
Allocated RB: 25
Start Number of RB: 0
Data Type: PN9fix

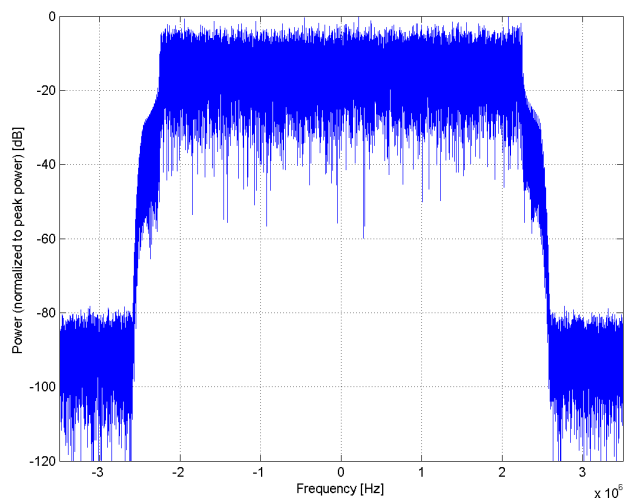
Bandwidth: 5.0 MHz
Integration Time: 10.0 ms

¹ PAR (0.1%) in accordance with FCC KDB 971168, Section 6.0 "Measurement of the Peak-to-Average Power Ratio (PAPR)"

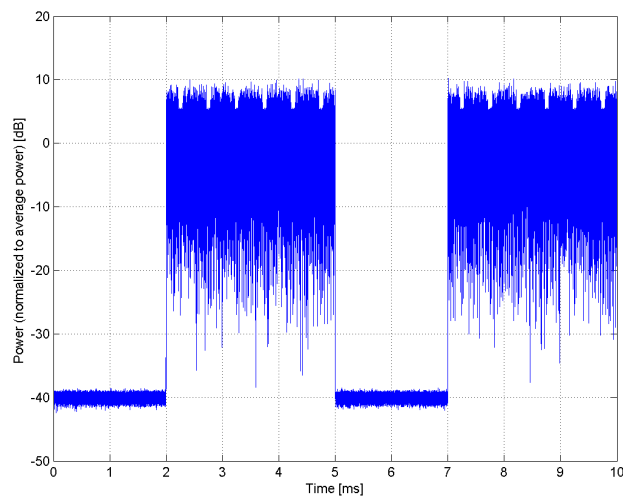
² Modulation Interference Factor (MIF) value valid only in conjunction with advanced probe response linearization calibration for the same communication system (same UID and version).



Complementary Cumulative Distribution Function (CCDF)



Frequency Domain



Time Domain

**Calibration Laboratory of
Schmid & Partner
Engineering AG**
Zeughausstrasse 43, 8004 Zurich, Switzerland

Name: **LTE-TDD (SC-FDMA, 100% RB, 10 MHz, QPSK, UL Subframe=2,3,4,7,8,9)**

Group: LTE-TDD
UID: 10506-AAG

PAR: ¹ **7.74 dB**
MIF: ² **-3.40 dB**

Standard Reference: 3GPP / ETSI TS 136.101 V8.4.0
3GPP / ETSI TS 136.213 V8.4.0
FCC OET KDB 941225 D05 SAR for LTE Devices v01

Category: Random amplitude modulation
Modulation: QPSK

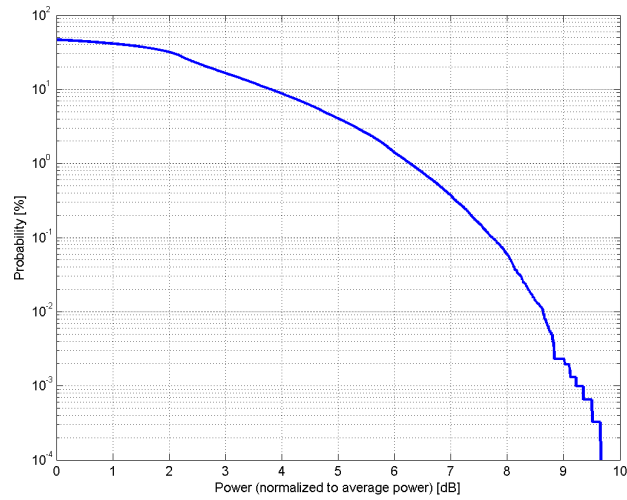
Frequency Band: Band 33 (1900.0 - 1920.0 MHz)
Band 34 (2010.0 - 2025.0 MHz)
Band 35 (1850.0 - 1910.0 MHz)
Band 36 (1930.0 - 1990.0 MHz)
Band 37 (1910.0 - 1930.0 MHz)
Band 38 (2570.0 - 2620.0 MHz)
Band 39 (1880.0 - 1920.0 MHz)
Band 40 (2300.0 - 2400.0 MHz)
Band 41 (2496.0 - 2690.0 MHz)
Band 42 (3400.0 - 3600.0 MHz)
Band 43 (3600.0 - 3800.0 MHz)
Band 44 (703.0 - 803.0 MHz)
Band 45 (1447.0 - 1467.0 MHz)
Band 46 (5150.0 - 5925.0 MHz)
Band 47 (5855.0 - 5925.0 MHz)
Band 48 (3550.0 - 3700.0 MHz)
Band 49 (3550.0 - 3700.0 MHz)
Band 50 (1432.0 - 1517.0 MHz)
Band 52 (3300.0 - 3400.0 MHz)
Band 53 (2483.5 - 2495.0 MHz)
Validation band (0.0 - 6000.0 MHz)

Detailed Specification: Modulation Scheme: SC-FDMA
Uplink-downlink configuration: 0
Special Subframe configuration: 7
Number of Frames: 1
Settings for UL Subframe: 2,3,4,7,8,9
Number of PUSCHs: 1
Modulation Scheme: QPSK
Allocated RB: 50
Start Number of RB: 0
Data Type: PN9fix

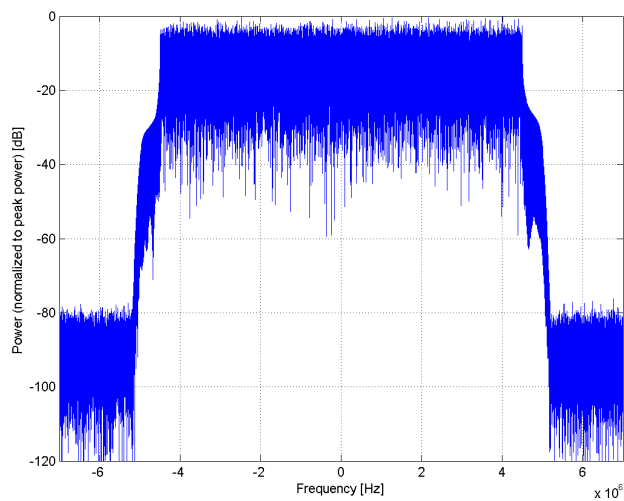
Bandwidth: 10.0 MHz
Integration Time: 10.0 ms

¹ PAR (0.1%) in accordance with FCC KDB 971168, Section 6.0 "Measurement of the Peak-to-Average Power Ratio (PAPR)"

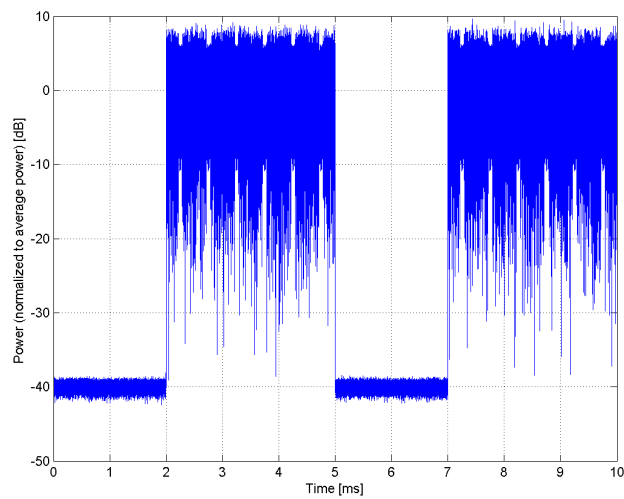
² Modulation Interference Factor (MIF) value valid only in conjunction with advanced probe response linearization calibration for the same communication system (same UID and version).



Complementary Cumulative Distribution Function (CCDF)



Frequency Domain



Time Domain

**Calibration Laboratory of
Schmid & Partner
Engineering AG**
Zeughausstrasse 43, 8004 Zurich, Switzerland

Name: **LTE-TDD (SC-FDMA, 100% RB, 10 MHz, 16-QAM, UL Subframe=2,3,4,7,8,9)**

Group: LTE-TDD
UID: 10507-AAG

PAR: ¹ **8.36 dB**
MIF: ² **-3.41 dB**

Standard Reference: 3GPP / ETSI TS 136.101 V8.4.0
3GPP / ETSI TS 136.213 V8.4.0
FCC OET KDB 941225 D05 SAR for LTE Devices v01

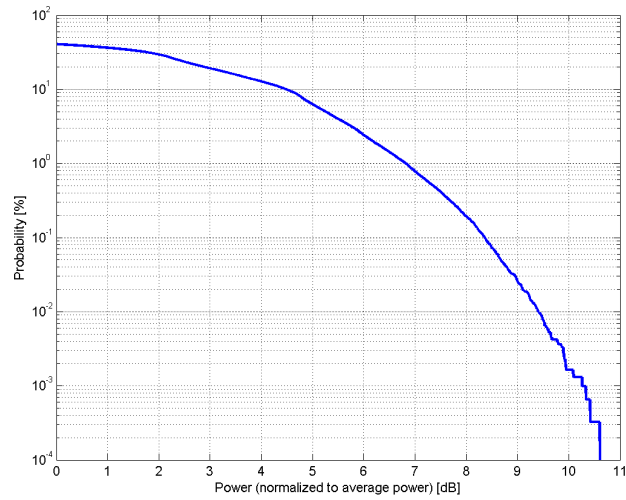
Category: Random amplitude modulation
Modulation: 16-QAM
Frequency Band: Band 33 (1900.0 - 1920.0 MHz)
Band 34 (2010.0 - 2025.0 MHz)
Band 35 (1850.0 - 1910.0 MHz)
Band 36 (1930.0 - 1990.0 MHz)
Band 37 (1910.0 - 1930.0 MHz)
Band 38 (2570.0 - 2620.0 MHz)
Band 39 (1880.0 - 1920.0 MHz)
Band 40 (2300.0 - 2400.0 MHz)
Band 41 (2496.0 - 2690.0 MHz)
Band 42 (3400.0 - 3600.0 MHz)
Band 43 (3600.0 - 3800.0 MHz)
Band 44 (703.0 - 803.0 MHz)
Band 45 (1447.0 - 1467.0 MHz)
Band 46 (5150.0 - 5925.0 MHz)
Band 47 (5855.0 - 5925.0 MHz)
Band 48 (3550.0 - 3700.0 MHz)
Band 49 (3550.0 - 3700.0 MHz)
Band 50 (1432.0 - 1517.0 MHz)
Band 52 (3300.0 - 3400.0 MHz)
Band 53 (2483.5 - 2495.0 MHz)
Validation band (0.0 - 6000.0 MHz)

Detailed Specification: Modulation Scheme: SC-FDMA
Uplink-downlink configuration: 0
Special Subframe configuration: 7
Number of Frames: 1
Settings for UL Subframe: 2,3,4,7,8,9
Number of PUSCHs: 1
Modulation Scheme: QPSK
Allocated RB: 50
Start Number of RB: 0
Data Type: PN9fix

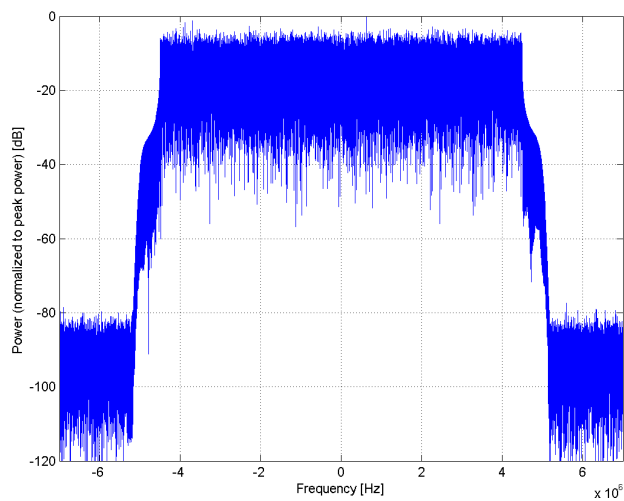
Bandwidth: 10.0 MHz
Integration Time: 10.0 ms

¹ PAR (0.1%) in accordance with FCC KDB 971168, Section 6.0 "Measurement of the Peak-to-Average Power Ratio (PAPR)"

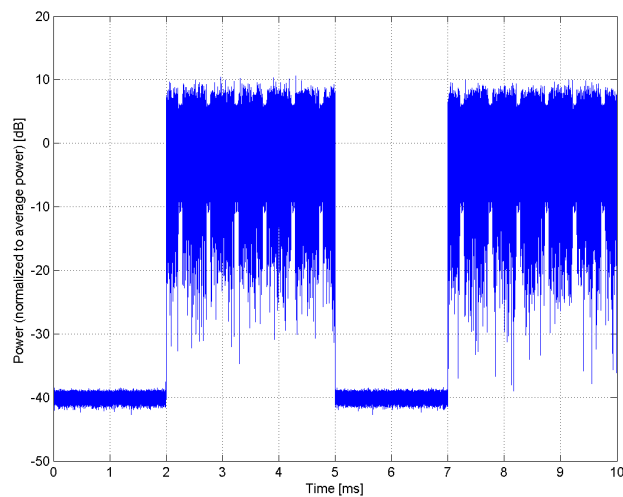
² Modulation Interference Factor (MIF) value valid only in conjunction with advanced probe response linearization calibration for the same communication system (same UID and version).



Complementary Cumulative Distribution Function (CCDF)



Frequency Domain



Time Domain

**Calibration Laboratory of
Schmid & Partner
Engineering AG**
Zeughausstrasse 43, 8004 Zurich, Switzerland

Name: **LTE-TDD (SC-FDMA, 100% RB, 10 MHz, 64-QAM, UL Subframe=2,3,4,7,8,9)**

Group: LTE-TDD
UID: 10508-AAG

PAR: ¹ **8.55 dB**
MIF: ² **-3.43 dB**

Standard Reference: 3GPP / ETSI TS 136.101 V8.4.0
3GPP / ETSI TS 136.213 V8.4.0
FCC OET KDB 941225 D05 SAR for LTE Devices v01

Category: Random amplitude modulation
Modulation: 64-QAM

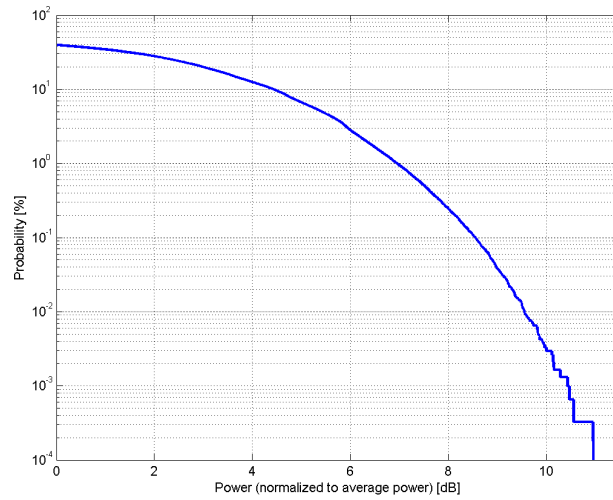
Frequency Band: Band 33 (1900.0 - 1920.0 MHz)
Band 34 (2010.0 - 2025.0 MHz)
Band 35 (1850.0 - 1910.0 MHz)
Band 36 (1930.0 - 1990.0 MHz)
Band 37 (1910.0 - 1930.0 MHz)
Band 38 (2570.0 - 2620.0 MHz)
Band 39 (1880.0 - 1920.0 MHz)
Band 40 (2300.0 - 2400.0 MHz)
Band 41 (2496.0 - 2690.0 MHz)
Band 42 (3400.0 - 3600.0 MHz)
Band 43 (3600.0 - 3800.0 MHz)
Band 44 (703.0 - 803.0 MHz)
Band 45 (1447.0 - 1467.0 MHz)
Band 46 (5150.0 - 5925.0 MHz)
Band 47 (5855.0 - 5925.0 MHz)
Band 48 (3550.0 - 3700.0 MHz)
Band 49 (3550.0 - 3700.0 MHz)
Band 50 (1432.0 - 1517.0 MHz)
Band 52 (3300.0 - 3400.0 MHz)
Band 53 (2483.5 - 2495.0 MHz)
Validation band (0.0 - 6000.0 MHz)

Detailed Specification: Modulation Scheme: SC-FDMA
Uplink-downlink configuration: 0
Special Subframe configuration: 7
Number of Frames: 1
Settings for UL Subframe: 2,3,4,7,8,9
Number of PUSCHs: 1
Modulation Scheme: QPSK
Allocated RB: 50
Start Number of RB: 0
Data Type: PN9fix

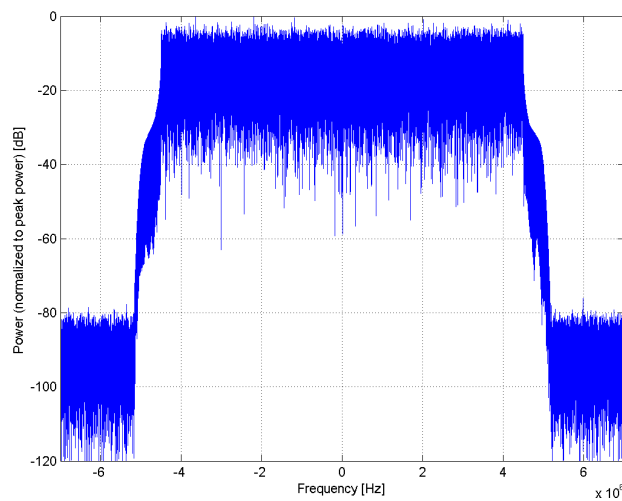
Bandwidth: 10.0 MHz
Integration Time: 10.0 ms

¹ PAR (0.1%) in accordance with FCC KDB 971168, Section 6.0 "Measurement of the Peak-to-Average Power Ratio (PAPR)"

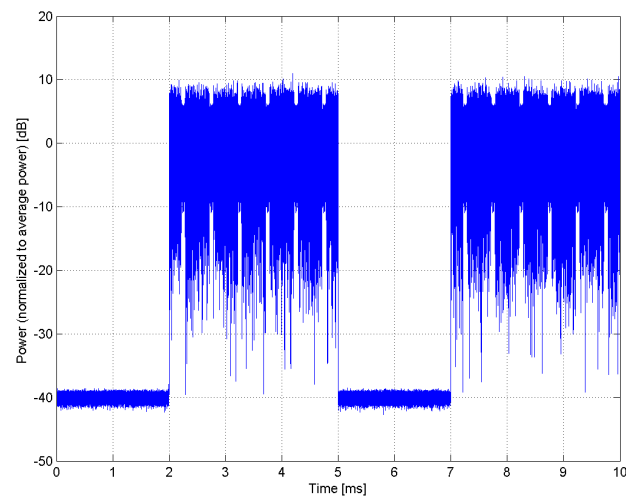
² Modulation Interference Factor (MIF) value valid only in conjunction with advanced probe response linearization calibration for the same communication system (same UID and version).



Complementary Cumulative Distribution Function (CCDF)



Frequency Domain



Time Domain

**Calibration Laboratory of
Schmid & Partner
Engineering AG**
Zeughausstrasse 43, 8004 Zurich, Switzerland

Name: **LTE-TDD (SC-FDMA, 100% RB, 15 MHz, QPSK, UL Subframe=2,3,4,7,8,9)**

Group: LTE-TDD
UID: 10509-AAF

PAR: ¹ **7.99 dB**
MIF: ² **-3.42 dB**

Standard Reference: 3GPP / ETSI TS 136.101 V8.4.0
3GPP / ETSI TS 136.213 V8.4.0
FCC OET KDB 941225 D05 SAR for LTE Devices v01

Category: Random amplitude modulation
Modulation: QPSK

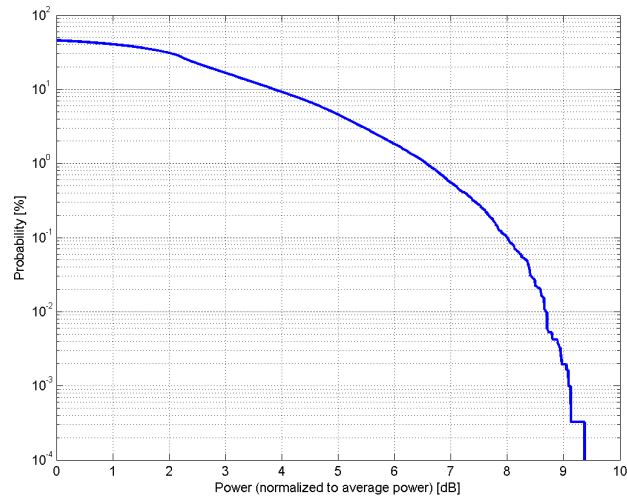
Frequency Band: Band 33 (1900.0 - 1920.0 MHz)
Band 34 (2010.0 - 2025.0 MHz)
Band 35 (1850.0 - 1910.0 MHz)
Band 36 (1930.0 - 1990.0 MHz)
Band 37 (1910.0 - 1930.0 MHz)
Band 38 (2570.0 - 2620.0 MHz)
Band 39 (1880.0 - 1920.0 MHz)
Band 40 (2300.0 - 2400.0 MHz)
Band 41 (2496.0 - 2690.0 MHz)
Band 42 (3400.0 - 3600.0 MHz)
Band 43 (3600.0 - 3800.0 MHz)
Band 44 (703.0 - 803.0 MHz)
Band 45 (1447.0 - 1467.0 MHz)
Band 48 (3550.0 - 3700.0 MHz)
Band 50 (1432.0 - 1517.0 MHz)
Band 52 (3300.0 - 3400.0 MHz)
Validation band (0.0 - 6000.0 MHz)

Detailed Specification: Modulation Scheme: SC-FDMA
Uplink-downlink configuration: 0
Special Subframe configuration: 7
Number of Frames: 1
Settings for UL Subframe: 2,3,4,7,8,9
Number of PUSCHs: 1
Modulation Scheme: QPSK
Allocated RB: 75
Start Number of RB: 0
Data Type: PN9fix

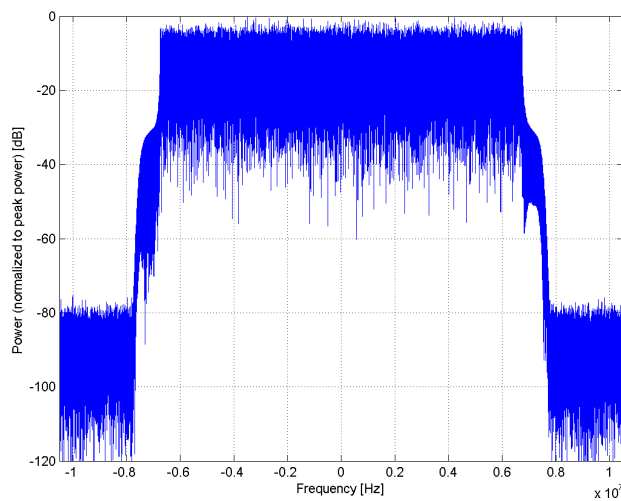
Bandwidth: 15.0 MHz
Integration Time: 10.0 ms

¹ PAR (0.1%) in accordance with FCC KDB 971168, Section 6.0 "Measurement of the Peak-to-Average Power Ratio (PAPR)"

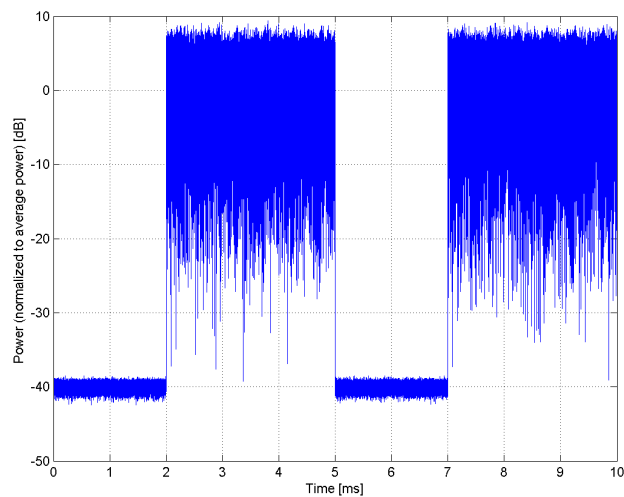
² Modulation Interference Factor (MIF) value valid only in conjunction with advanced probe response linearization calibration for the same communication system (same UID and version).



Complementary Cumulative Distribution Function (CCDF)



Frequency Domain



Time Domain

**Calibration Laboratory of
Schmid & Partner
Engineering AG**
Zeughausstrasse 43, 8004 Zurich, Switzerland

Name: **LTE-TDD (SC-FDMA, 100% RB, 15 MHz, 16-QAM, UL Subframe=2,3,4,7,8,9)**

Group: LTE-TDD
UID: 10510-AAF

PAR: ¹ **8.49 dB**
MIF: ² **-3.43 dB**

Standard Reference: 3GPP / ETSI TS 136.101 V8.4.0
3GPP / ETSI TS 136.213 V8.4.0
FCC OET KDB 941225 D05 SAR for LTE Devices v01

Category: Random amplitude modulation

Modulation: 16-QAM

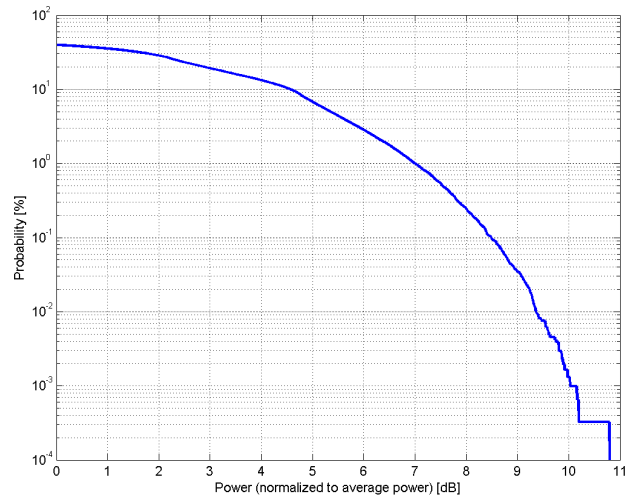
Frequency Band: Band 33 (1900.0 - 1920.0 MHz)
Band 34 (2010.0 - 2025.0 MHz)
Band 35 (1850.0 - 1910.0 MHz)
Band 36 (1930.0 - 1990.0 MHz)
Band 37 (1910.0 - 1930.0 MHz)
Band 38 (2570.0 - 2620.0 MHz)
Band 39 (1880.0 - 1920.0 MHz)
Band 40 (2300.0 - 2400.0 MHz)
Band 41 (2496.0 - 2690.0 MHz)
Band 42 (3400.0 - 3600.0 MHz)
Band 43 (3600.0 - 3800.0 MHz)
Band 44 (703.0 - 803.0 MHz)
Band 45 (1447.0 - 1467.0 MHz)
Band 48 (3550.0 - 3700.0 MHz)
Band 50 (1432.0 - 1517.0 MHz)
Band 52 (3300.0 - 3400.0 MHz)
Validation band (0.0 - 6000.0 MHz)

Detailed Specification: Modulation Scheme: SC-FDMA
Uplink-downlink configuration: 0
Special Subframe configuration: 7
Number of Frames: 1
Settings for UL Subframe: 2,3,4,7,8,9
Number of PUSCHs: 1
Modulation Scheme: QPSK
Allocated RB: 75
Start Number of RB: 0
Data Type: PN9fix

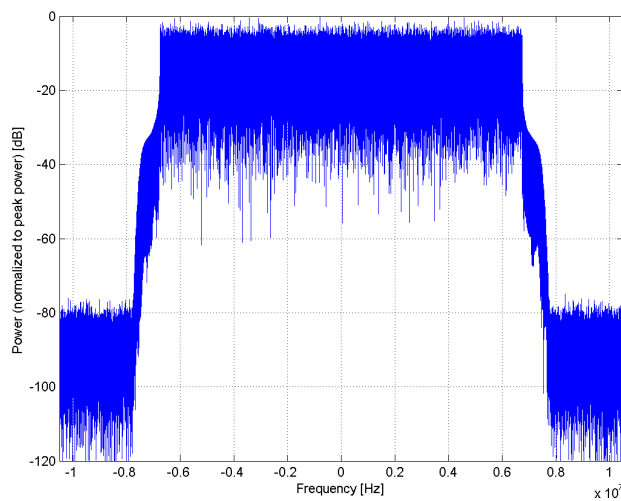
Bandwidth: 15.0 MHz
Integration Time: 10.0 ms

¹ PAR (0.1%) in accordance with FCC KDB 971168, Section 6.0 "Measurement of the Peak-to-Average Power Ratio (PAPR)"

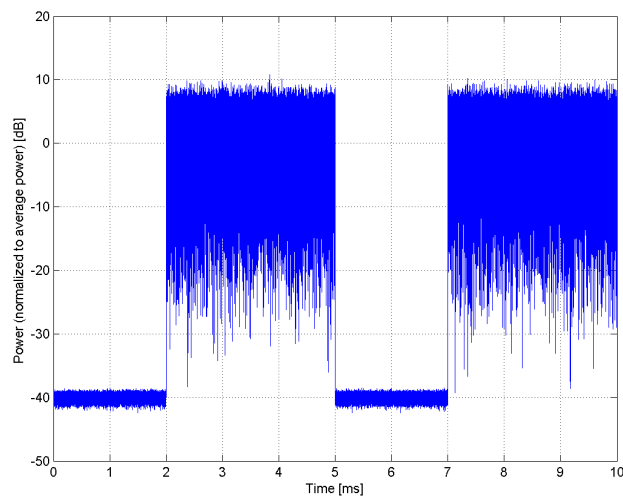
² Modulation Interference Factor (MIF) value valid only in conjunction with advanced probe response linearization calibration for the same communication system (same UID and version).



Complementary Cumulative Distribution Function (CCDF)



Frequency Domain



Time Domain

**Calibration Laboratory of
Schmid & Partner
Engineering AG**
Zeughausstrasse 43, 8004 Zurich, Switzerland

Name: **LTE-TDD (SC-FDMA, 100% RB, 15 MHz, 64-QAM, UL Subframe=2,3,4,7,8,9)**

Group: LTE-TDD
UID: 10511-AAF

PAR: ¹ **8.51 dB**
MIF: ² **-3.45 dB**

Standard Reference: 3GPP / ETSI TS 136.101 V8.4.0
3GPP / ETSI TS 136.213 V8.4.0
FCC OET KDB 941225 D05 SAR for LTE Devices v01

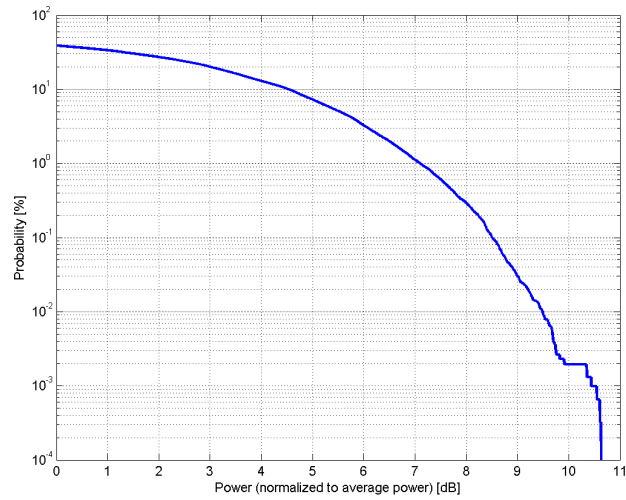
Category: Random amplitude modulation
Modulation: 64-QAM
Frequency Band: Band 33 (1900.0 - 1920.0 MHz)
Band 34 (2010.0 - 2025.0 MHz)
Band 35 (1850.0 - 1910.0 MHz)
Band 36 (1930.0 - 1990.0 MHz)
Band 37 (1910.0 - 1930.0 MHz)
Band 38 (2570.0 - 2620.0 MHz)
Band 39 (1880.0 - 1920.0 MHz)
Band 40 (2300.0 - 2400.0 MHz)
Band 41 (2496.0 - 2690.0 MHz)
Band 42 (3400.0 - 3600.0 MHz)
Band 43 (3600.0 - 3800.0 MHz)
Band 44 (703.0 - 803.0 MHz)
Band 45 (1447.0 - 1467.0 MHz)
Band 48 (3550.0 - 3700.0 MHz)
Band 50 (1432.0 - 1517.0 MHz)
Band 52 (3300.0 - 3400.0 MHz)
Validation band (0.0 - 6000.0 MHz)

Detailed Specification: Modulation Scheme: SC-FDMA
Uplink-downlink configuration: 0
Special Subframe configuration: 7
Number of Frames: 1
Settings for UL Subframe: 2,3,4,7,8,9
Number of PUSCHs: 1
Modulation Scheme: QPSK
Allocated RB: 75
Start Number of RB: 0
Data Type: PN9fix

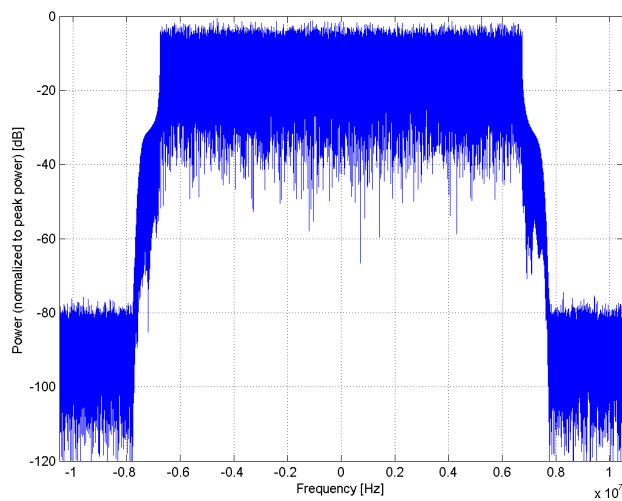
Bandwidth: 15.0 MHz
Integration Time: 10.0 ms

¹ PAR (0.1%) in accordance with FCC KDB 971168, Section 6.0 "Measurement of the Peak-to-Average Power Ratio (PAPR)"

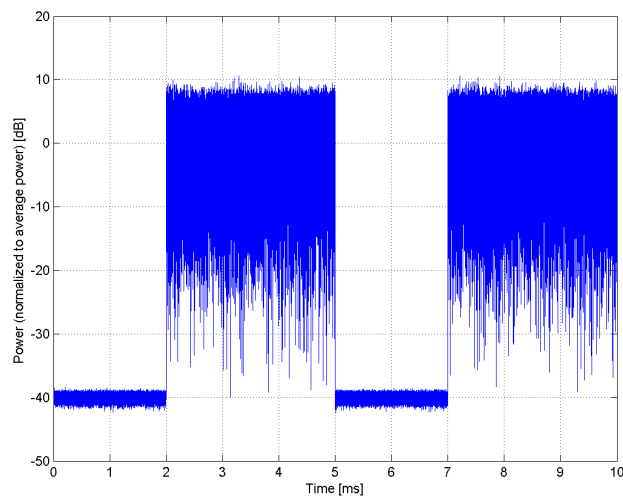
² Modulation Interference Factor (MIF) value valid only in conjunction with advanced probe response linearization calibration for the same communication system (same UID and version).



Complementary Cumulative Distribution Function (CCDF)



Frequency Domain



Time Domain

**Calibration Laboratory of
Schmid & Partner
Engineering AG**
Zeughausstrasse 43, 8004 Zurich, Switzerland

Name: **LTE-TDD (SC-FDMA, 100% RB, 20 MHz, QPSK, UL Subframe=2,3,4,7,8,9)**

Group: LTE-TDD
UID: 10512-AAG

PAR: ¹ **7.74 dB**
MIF: ² **-3.40 dB**

Standard Reference: 3GPP / ETSI TS 136.101 V8.4.0
3GPP / ETSI TS 136.213 V8.4.0
FCC OET KDB 941225 D05 SAR for LTE Devices v01

Category: Random amplitude modulation
Modulation: QPSK

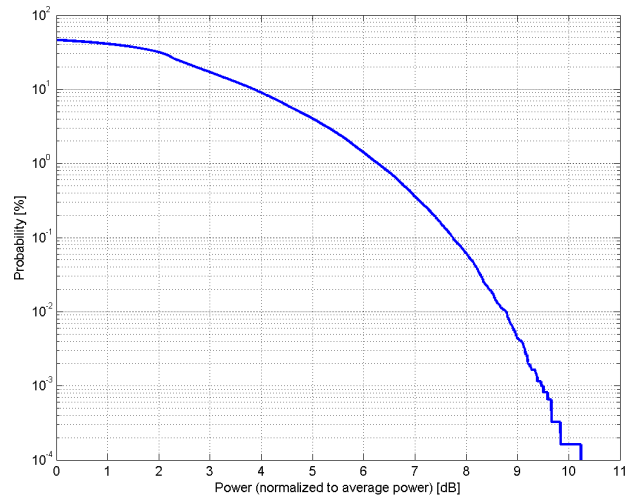
Frequency Band: Band 33 (1900.0 - 1920.0 MHz)
Band 35 (1850.0 - 1910.0 MHz)
Band 36 (1930.0 - 1990.0 MHz)
Band 37 (1910.0 - 1930.0 MHz)
Band 38 (2570.0 - 2620.0 MHz)
Band 39 (1880.0 - 1920.0 MHz)
Band 40 (2300.0 - 2400.0 MHz)
Band 41 (2496.0 - 2690.0 MHz)
Band 42 (3400.0 - 3600.0 MHz)
Band 43 (3600.0 - 3800.0 MHz)
Band 44 (703.0 - 803.0 MHz)
Band 45 (1447.0 - 1467.0 MHz)
Band 46 (5150.0 - 5925.0 MHz)
Band 47 (5855.0 - 5925.0 MHz)
Band 48 (3550.0 - 3700.0 MHz)
Band 49 (3550.0 - 3700.0 MHz)
Band 50 (1432.0 - 1517.0 MHz)
Band 52 (3300.0 - 3400.0 MHz)
Validation band (0.0 - 6000.0 MHz)

Detailed Specification: Modulation Scheme: SC-FDMA
Uplink-downlink configuration: 0
Special Subframe configuration: 7
Number of Frames: 1
Settings for UL Subframe: 2,3,4,7,8,9
Number of PUSCHs: 1
Modulation Scheme: QPSK
Allocated RB: 100
Start Number of RB: 0
Data Type: PN9fix

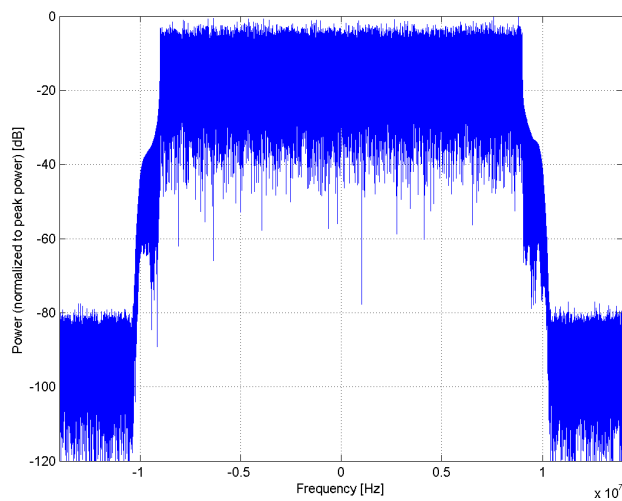
Bandwidth: 20.0 MHz
Integration Time: 10.0 ms

¹ PAR (0.1%) in accordance with FCC KDB 971168, Section 6.0 "Measurement of the Peak-to-Average Power Ratio (PAPR)"

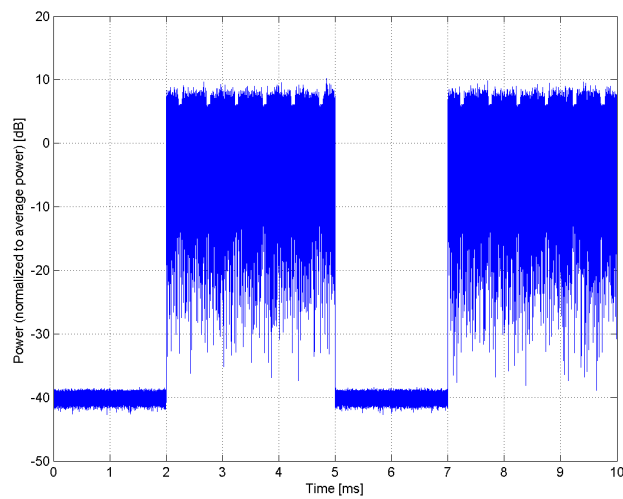
² Modulation Interference Factor (MIF) value valid only in conjunction with advanced probe response linearization calibration for the same communication system (same UID and version).



Complementary Cumulative Distribution Function (CCDF)



Frequency Domain



Time Domain

**Calibration Laboratory of
Schmid & Partner
Engineering AG**
Zeughausstrasse 43, 8004 Zurich, Switzerland

Name: **LTE-TDD (SC-FDMA, 100% RB, 20 MHz, 16-QAM, UL Subframe=2,3,4,7,8,9)**

Group: LTE-TDD
UID: 10513-AAG

PAR: ¹ **8.42 dB**
MIF: ² **-3.42 dB**

Standard Reference: 3GPP / ETSI TS 136.101 V8.4.0
3GPP / ETSI TS 136.213 V8.4.0
FCC OET KDB 941225 D05 SAR for LTE Devices v01

Category: Random amplitude modulation
Modulation: 16-QAM

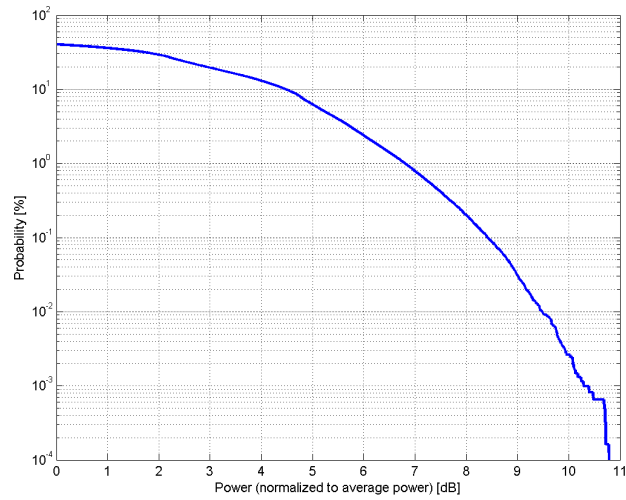
Frequency Band: Band 33 (1900.0 - 1920.0 MHz)
Band 35 (1850.0 - 1910.0 MHz)
Band 36 (1930.0 - 1990.0 MHz)
Band 37 (1910.0 - 1930.0 MHz)
Band 38 (2570.0 - 2620.0 MHz)
Band 39 (1880.0 - 1920.0 MHz)
Band 40 (2300.0 - 2400.0 MHz)
Band 41 (2496.0 - 2690.0 MHz)
Band 42 (3400.0 - 3600.0 MHz)
Band 43 (3600.0 - 3800.0 MHz)
Band 44 (703.0 - 803.0 MHz)
Band 45 (1447.0 - 1467.0 MHz)
Band 46 (5150.0 - 5925.0 MHz)
Band 47 (5855.0 - 5925.0 MHz)
Band 48 (3550.0 - 3700.0 MHz)
Band 49 (3550.0 - 3700.0 MHz)
Band 50 (1432.0 - 1517.0 MHz)
Band 52 (3300.0 - 3400.0 MHz)
Validation band (0.0 - 6000.0 MHz)

Detailed Specification: Modulation Scheme: SC-FDMA
Uplink-downlink configuration: 0
Special Subframe configuration: 7
Number of Frames: 1
Settings for UL Subframe: 2,3,4,7,8,9
Number of PUSCHs: 1
Modulation Scheme: QPSK
Allocated RB: 100
Start Number of RB: 0
Data Type: PN9fix

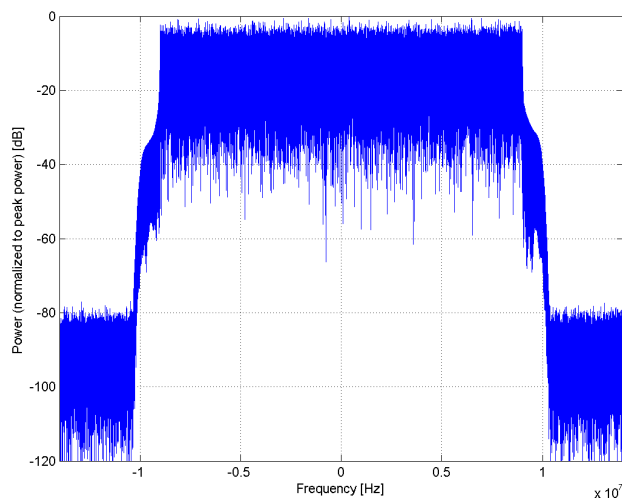
Bandwidth: 20.0 MHz
Integration Time: 10.0 ms

¹ PAR (0.1%) in accordance with FCC KDB 971168, Section 6.0 "Measurement of the Peak-to-Average Power Ratio (PAPR)"

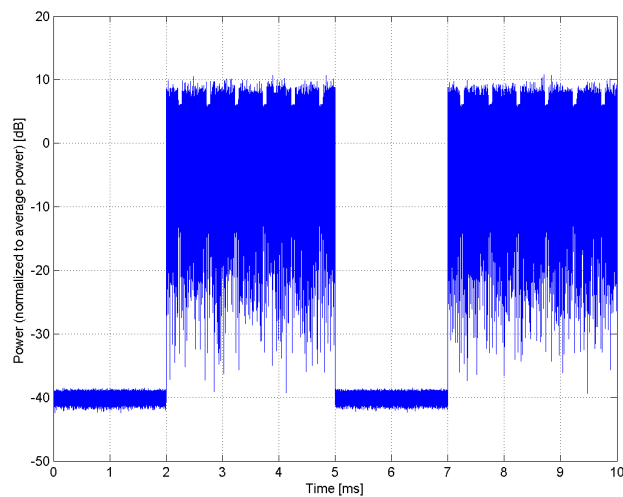
² Modulation Interference Factor (MIF) value valid only in conjunction with advanced probe response linearization calibration for the same communication system (same UID and version).



Complementary Cumulative Distribution Function (CCDF)



Frequency Domain



Time Domain

**Calibration Laboratory of
Schmid & Partner
Engineering AG**
Zeughausstrasse 43, 8004 Zurich, Switzerland

Name: **LTE-TDD (SC-FDMA, 100% RB, 20 MHz, 64-QAM, UL Subframe=2,3,4,7,8,9)**

Group: LTE-TDD
UID: 10514-AAG

PAR: ¹ **8.45 dB**
MIF: ² **-3.42 dB**

Standard Reference: 3GPP / ETSI TS 136.101 V8.4.0
3GPP / ETSI TS 136.213 V8.4.0
FCC OET KDB 941225 D05 SAR for LTE Devices v01

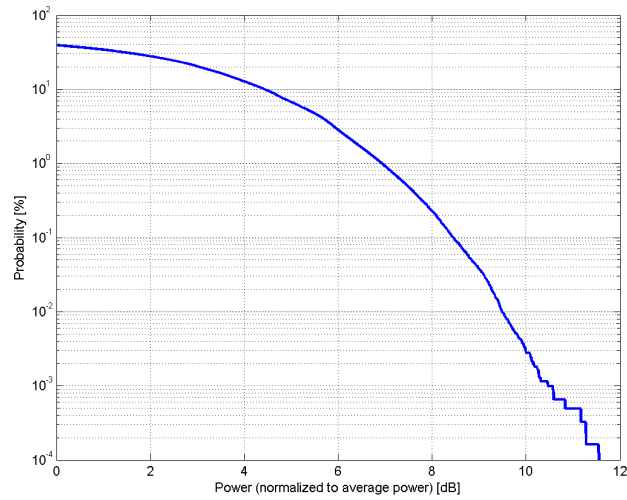
Category: Random amplitude modulation
Modulation: 64-QAM
Frequency Band: Band 33 (1900.0 - 1920.0 MHz)
Band 35 (1850.0 - 1910.0 MHz)
Band 36 (1930.0 - 1990.0 MHz)
Band 37 (1910.0 - 1930.0 MHz)
Band 38 (2570.0 - 2620.0 MHz)
Band 39 (1880.0 - 1920.0 MHz)
Band 40 (2300.0 - 2400.0 MHz)
Band 41 (2496.0 - 2690.0 MHz)
Band 42 (3400.0 - 3600.0 MHz)
Band 43 (3600.0 - 3800.0 MHz)
Band 44 (703.0 - 803.0 MHz)
Band 45 (1447.0 - 1467.0 MHz)
Band 46 (5150.0 - 5925.0 MHz)
Band 47 (5855.0 - 5925.0 MHz)
Band 48 (3550.0 - 3700.0 MHz)
Band 49 (3550.0 - 3700.0 MHz)
Band 50 (1432.0 - 1517.0 MHz)
Band 52 (3300.0 - 3400.0 MHz)
Validation band (0.0 - 6000.0 MHz)

Detailed Specification: Modulation Scheme: SC-FDMA
Uplink-downlink configuration: 0
Special Subframe configuration: 7
Number of Frames: 1
Settings for UL Subframe: 2,3,4,7,8,9
Number of PUSCHs: 1
Modulation Scheme: QPSK
Allocated RB: 100
Start Number of RB: 0
Data Type: PN9fix

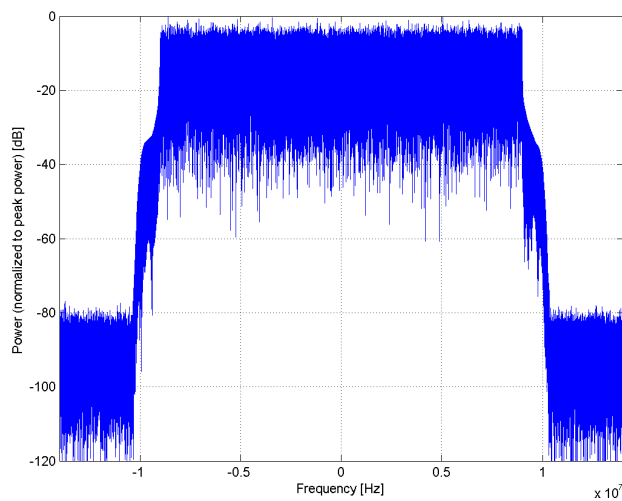
Bandwidth: 20.0 MHz
Integration Time: 10.0 ms

¹ PAR (0.1%) in accordance with FCC KDB 971168, Section 6.0 "Measurement of the Peak-to-Average Power Ratio (PAPR)"

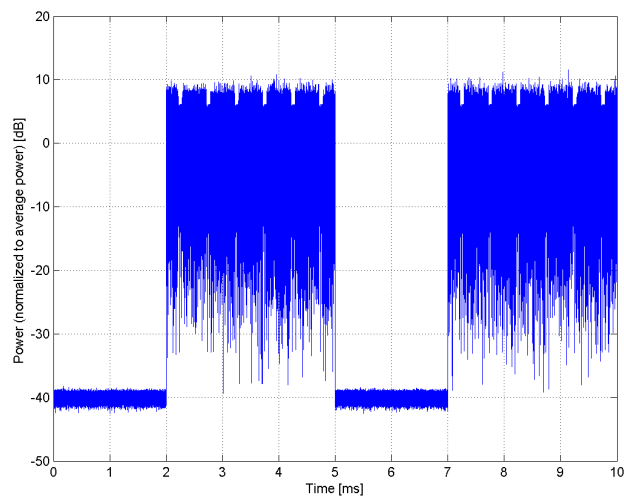
² Modulation Interference Factor (MIF) value valid only in conjunction with advanced probe response linearization calibration for the same communication system (same UID and version).



Complementary Cumulative Distribution Function (CCDF)



Frequency Domain



Time Domain

**Calibration Laboratory of
Schmid & Partner
Engineering AG**
Zeughausstrasse 43, 8004 Zurich, Switzerland

Name: **IEEE 802.11b WiFi 2.4 GHz (DSSS, 2 Mbps, 99pc duty cycle)**

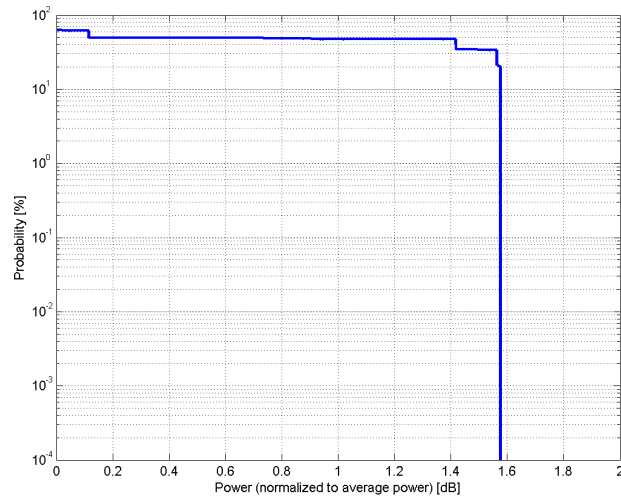
Group: WLAN
UID: 10515-AAA

PAR: ¹ **1.58 dB**
MIF: ² **-12.56 dB**

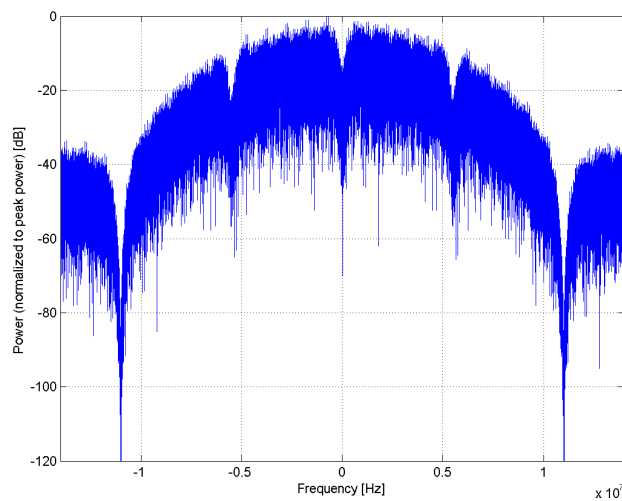
Standard Reference: IEEE 802.11-2012
FCC OET KDB 248227 D01 802.11 Wi-Fi SAR v02r01
Category: Random amplitude modulation
Modulation: DQPSK
Frequency Band: WLAN 2.4GHz (2412.0-2484.0 MHz, 20230)
Detailed Specification: Duty cycle: 99 %
PSDU length: 1024 bytes
Preamble type: long
Data Rate: 2Mbps
Burst on time: 4288us
Bandwidth: 20.0 MHz
Integration Time: 4.3 ms

¹ PAR (0.1%) in accordance with FCC KDB 971168, Section 6.0 "Measurement of the Peak-to-Average Power Ratio (PAPR)"

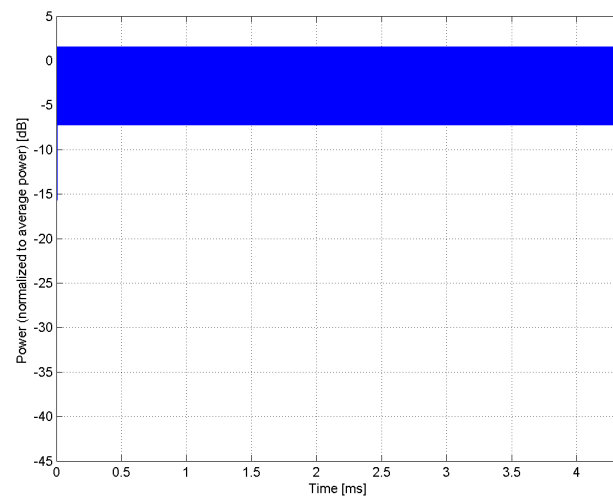
² Modulation Interference Factor (MIF) value valid only in conjunction with advanced probe response linearization calibration for the same communication system (same UID and version).



Complementary Cumulative Distribution Function (CCDF)



Frequency Domain



Time Domain

**Calibration Laboratory of
Schmid & Partner
Engineering AG**
Zeughausstrasse 43, 8004 Zurich, Switzerland

Name: **IEEE 802.11b WiFi 2.4 GHz (DSSS, 5.5 Mbps, 99pc duty cycle)**

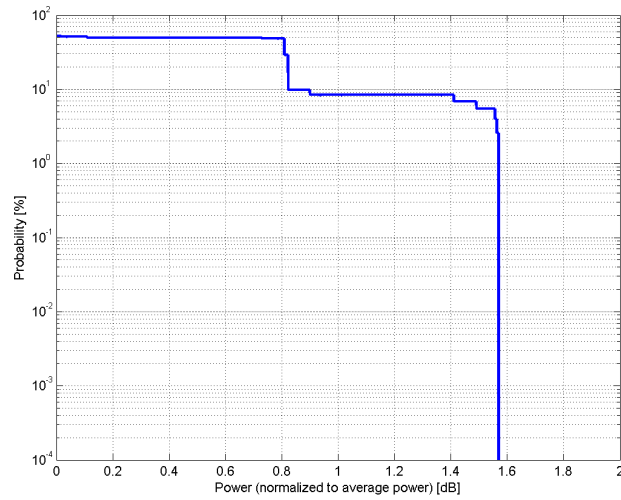
Group: WLAN
UID: 10516-AAA

PAR: ¹ **1.57 dB**
MIF: ² **-12.52 dB**

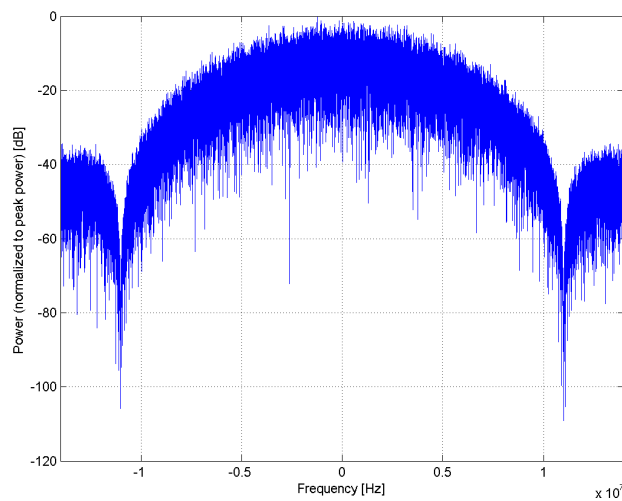
Standard Reference: IEEE 802.11-2012
FCC OET KDB 248227 D01 802.11 Wi-Fi SAR v02r01
Category: Random amplitude modulation
Modulation: DQPSK
Frequency Band: WLAN 2.4GHz (2412.0-2484.0 MHz, 20230)
Detailed Specification: Duty cycle: 99 %
PSDU length: 1024 bytes
Preamble type: long
Data Rate: 5.5Mbps
Burst on time: 1681us
Bandwidth: 20.0 MHz
Integration Time: 1.7 ms

¹ PAR (0.1%) in accordance with FCC KDB 971168, Section 6.0 "Measurement of the Peak-to-Average Power Ratio (PAPR)"

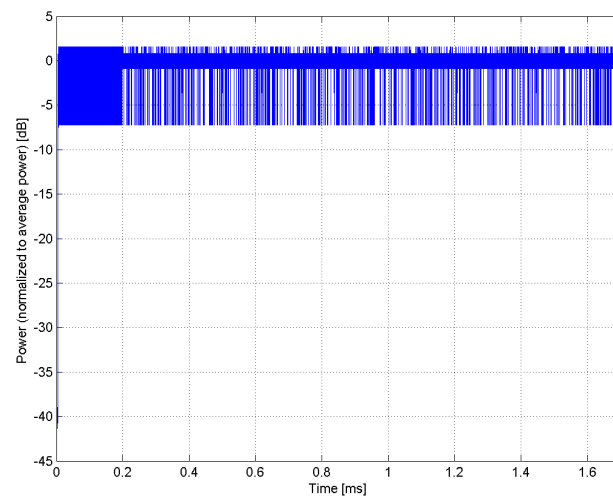
² Modulation Interference Factor (MIF) value valid only in conjunction with advanced probe response linearization calibration for the same communication system (same UID and version).



Complementary Cumulative Distribution Function (CCDF)



Frequency Domain



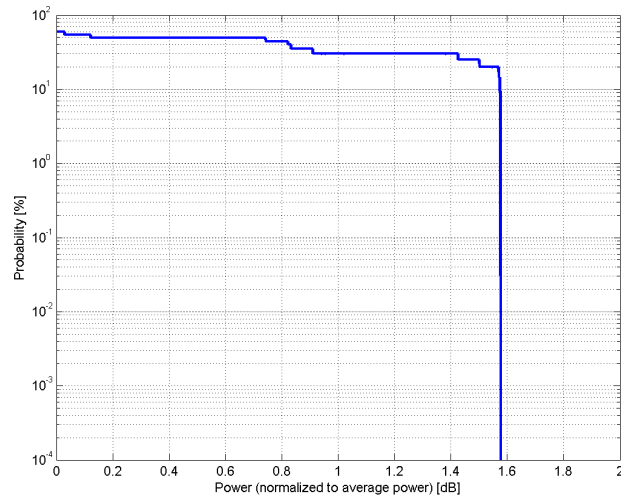
Time Domain

**Calibration Laboratory of
Schmid & Partner
Engineering AG**
Zeughausstrasse 43, 8004 Zurich, Switzerland

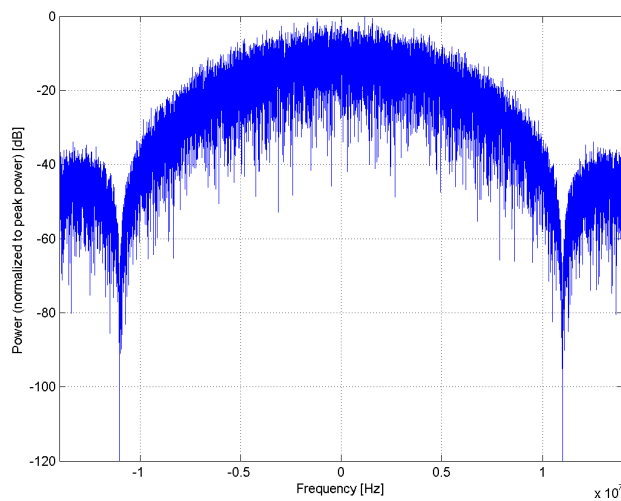
Name:	IEEE 802.11b WiFi 2.4 GHz (DSSS, 11 Mbps, 99pc duty cycle)
Group:	WLAN
UID:	10517-AAA
PAR: ¹	1.58 dB
MIF: ²	-13.24 dB
Standard Reference:	IEEE 802.11-2012
Category:	FCC OET KDB 248227 D01 802.11 Wi-Fi SAR v02r01 Random amplitude modulation
Modulation:	DQPSK
Frequency Band:	WLAN 2.4GHz (2412.0-2484.0 MHz, 20230)
Detailed Specification:	Duty cycle: 99 % PSDU length: 1024 bytes Preamble type: long Data Rate: 11Mbps Burst on time: 936us
Bandwidth:	20.0 MHz
Integration Time:	0.9 ms

¹ PAR (0.1%) in accordance with FCC KDB 971168, Section 6.0 "Measurement of the Peak-to-Average Power Ratio (PAPR)"

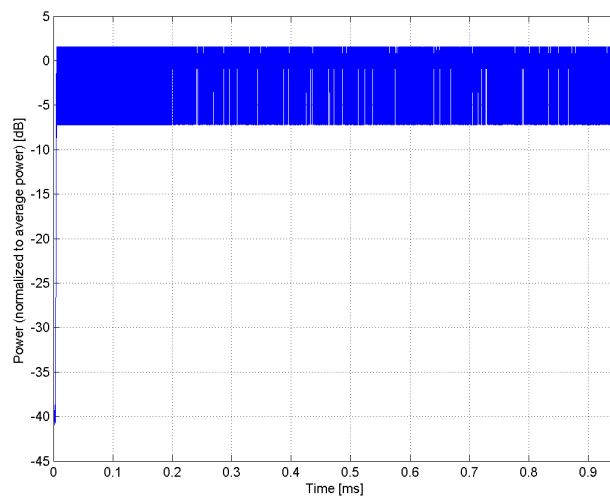
² Modulation Interference Factor (MIF) value valid only in conjunction with advanced probe response linearization calibration for the same communication system (same UID and version).



Complementary Cumulative Distribution Function (CCDF)



Frequency Domain



Time Domain

**Calibration Laboratory of
Schmid & Partner
Engineering AG**
Zeughausstrasse 43, 8004 Zurich, Switzerland

Name: **IEEE 802.11a/h WiFi 5 GHz (OFDM, 9 Mbps, 99pc duty cycle)**

Group: WLAN
UID: 10518-AAC

PAR: ¹ **8.23 dB**
MIF: ² **-15.39 dB**

Standard Reference: IEEE 802.11-2012
FCC OET KDB 248227 D01 802.11 Wi-Fi SAR v02r01

Category: Random amplitude modulation

Modulation: BPSK

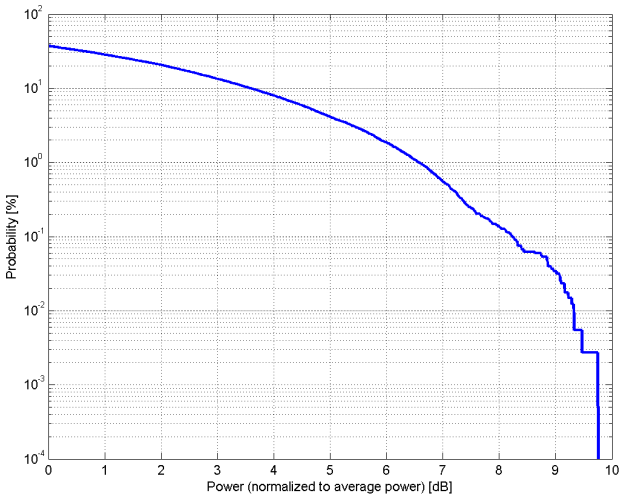
Frequency Band: WLAN 5GHz (4915.0 - 5825.0 MHz)
U-NII-1, U-NII-2A (5170 - 5330 MHz)
U-NII-2C Standalone (5490 - 5710 MHz)
U-NII-2C <5.65 GHz (5490 - 5650 MHz)
U-NII-3 Standalone (5735 - 5835 MHz)
U-NII-2C, U-NII-3 (5650 - 5835 MHz)
U-NII-4 (5.825 - 5.925 MHz)
Validation band (0.0 - 6000.0 MHz)

Detailed Specification: Duty cycle: 99%
PSDU length: 1000 bytes
Data Rate: 9Mbps
Burst on time: 912us

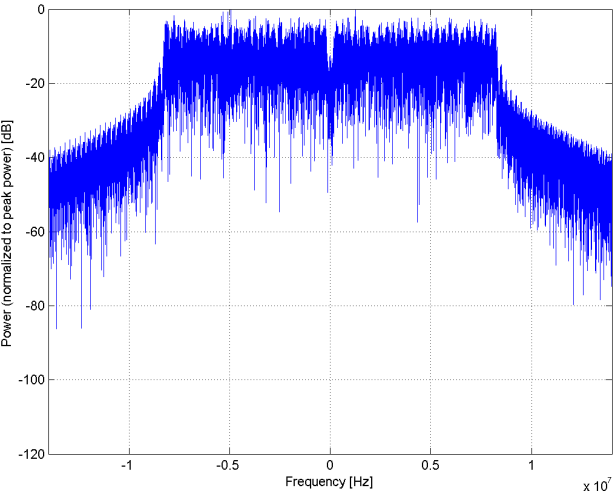
Bandwidth: 20.0 MHz
Integration Time: 0.9 ms

¹ PAR (0.1%) in accordance with FCC KDB 971168, Section 6.0 "Measurement of the Peak-to-Average Power Ratio (PAPR)"

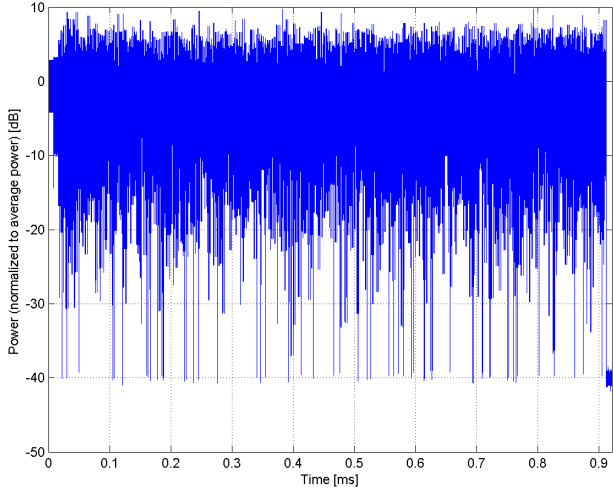
² Modulation Interference Factor (MIF) value valid only in conjunction with advanced probe response linearization calibration for the same communication system (same UID and version).



Complementary Cumulative Distribution Function (CCDF)



Frequency Domain



Time Domain

**Calibration Laboratory of
Schmid & Partner
Engineering AG**
Zeughausstrasse 43, 8004 Zurich, Switzerland

Name: **IEEE 802.11a/h WiFi 5 GHz (OFDM, 12 Mbps, 99pc duty cycle)**

Group: WLAN
UID: 10519-AAC

PAR: ¹ **8.39 dB**
MIF: ² **-16.70 dB**

Standard Reference: IEEE 802.11-2012
FCC OET KDB 248227 D01 802.11 Wi-Fi SAR v02r01

Category: Random amplitude modulation

Modulation: QPSK

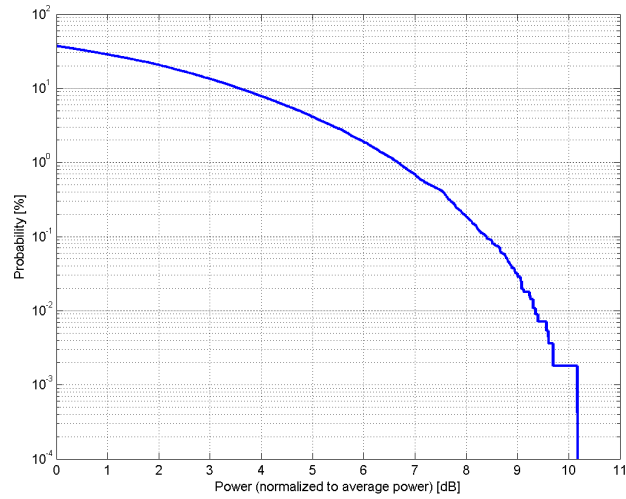
Frequency Band: WLAN 5GHz (4915.0 - 5825.0 MHz)
U-NII-1, U-NII-2A (5170 - 5330 MHz)
U-NII-2C Standalone (5490 - 5710 MHz)
U-NII-2C <5.65 GHz (5490 - 5650 MHz)
U-NII-3 Standalone (5735 - 5835 MHz)
U-NII-2C, U-NII-3 (5650 - 5835 MHz)
U-NII-4 (5.825 - 5.925 MHz)
Validation band (0.0 - 6000.0 MHz)

Detailed Specification: Duty cycle: 99%
PSDU length: 1000 bytes
Data Rate: 12Mbps
Burst on time: 692us

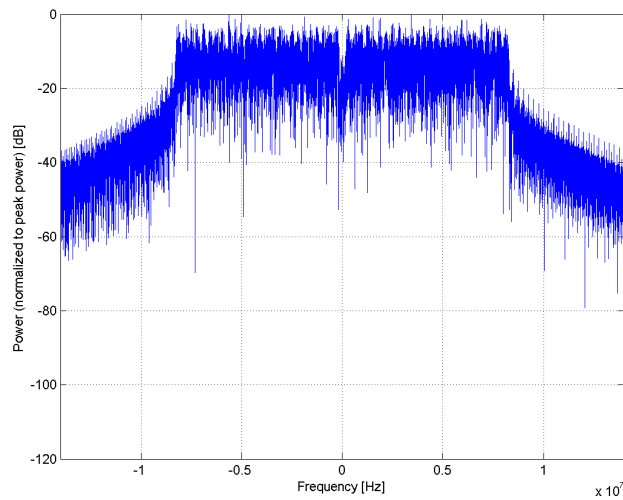
Bandwidth: 20.0 MHz
Integration Time: 0.7 ms

¹ PAR (0.1%) in accordance with FCC KDB 971168, Section 6.0 "Measurement of the Peak-to-Average Power Ratio (PAPR)"

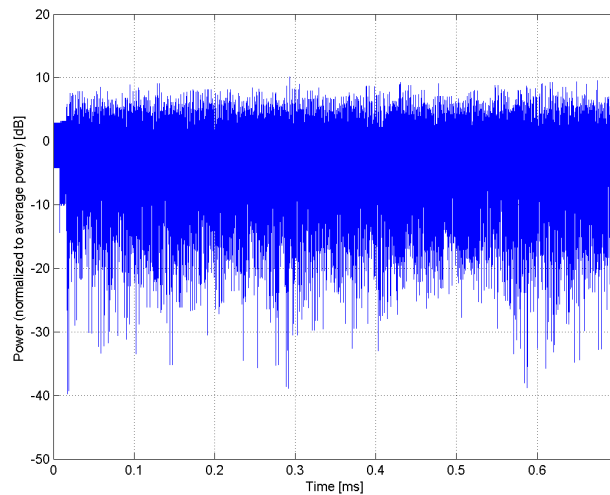
² Modulation Interference Factor (MIF) value valid only in conjunction with advanced probe response linearization calibration for the same communication system (same UID and version).



Complementary Cumulative Distribution Function (CCDF)



Frequency Domain



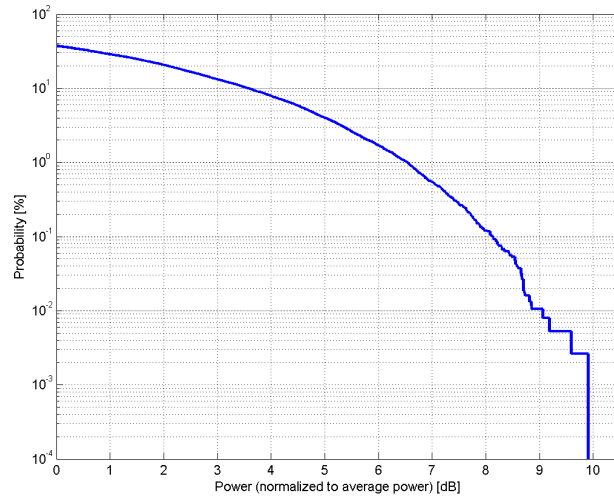
Time Domain

**Calibration Laboratory of
Schmid & Partner
Engineering AG**
Zeughausstrasse 43, 8004 Zurich, Switzerland

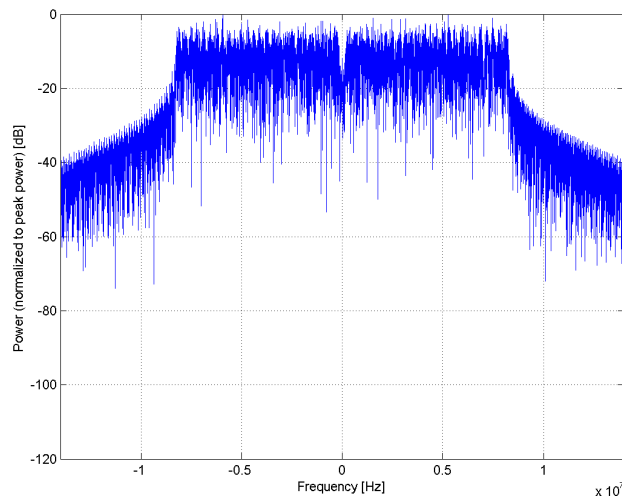
Name:	IEEE 802.11a/h WiFi 5 GHz (OFDM, 18 Mbps, 99pc duty cycle)
Group:	WLAN
UID:	10520-AAC
PAR: ¹	8.12 dB
MIF: ²	-18.76 dB
Standard Reference:	IEEE 802.11-2012 FCC OET KDB 248227 D01 802.11 Wi-Fi SAR v02r01
Category:	Random amplitude modulation
Modulation:	QPSK
Frequency Band:	WLAN 5GHz (4915.0 - 5825.0 MHz) U-NII-1, U-NII-2A (5170 - 5330 MHz) U-NII-2C Standalone (5490 - 5710 MHz) U-NII-2C <5.65 GHz (5490 - 5650 MHz) U-NII-3 Standalone (5735 - 5835 MHz) U-NII-2C, U-NII-3 (5650 - 5835 MHz) U-NII-4 (5.825 - 5.925 MHz) Validation band (0.0 - 6000.0 MHz)
Detailed Specification:	Duty cycle: 99% PSDU length: 1000 bytes Data Rate: 18Mbps Burst on time: 468us
Bandwidth:	20.0 MHz
Integration Time:	0.5 ms

¹ PAR (0.1%) in accordance with FCC KDB 971168, Section 6.0 "Measurement of the Peak-to-Average Power Ratio (PAPR)"

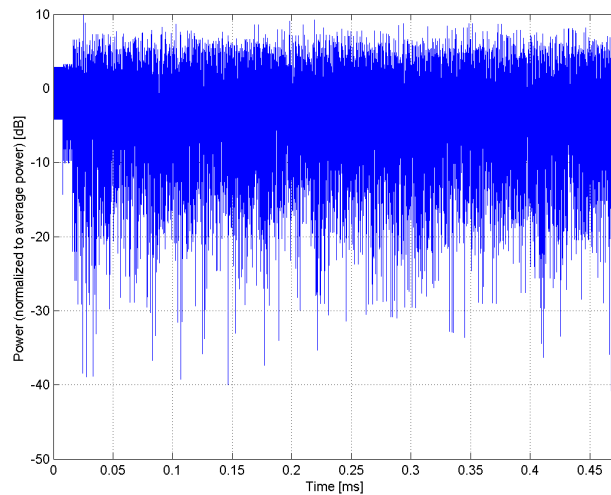
² Modulation Interference Factor (MIF) value valid only in conjunction with advanced probe response linearization calibration for the same communication system (same UID and version).



Complementary Cumulative Distribution Function (CCDF)



Frequency Domain



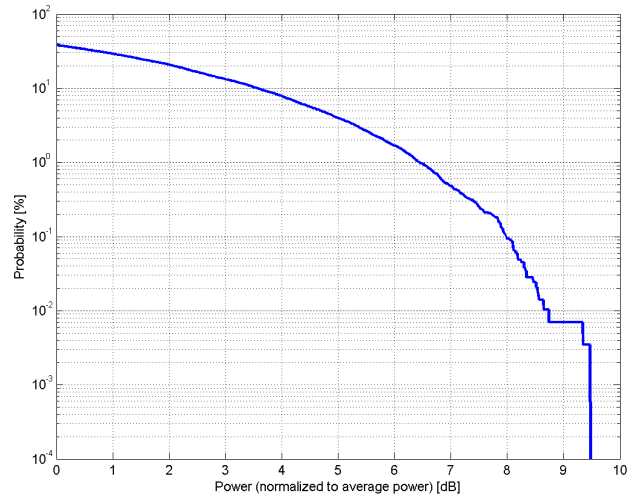
Time Domain

**Calibration Laboratory of
Schmid & Partner
Engineering AG**
Zeughausstrasse 43, 8004 Zurich, Switzerland

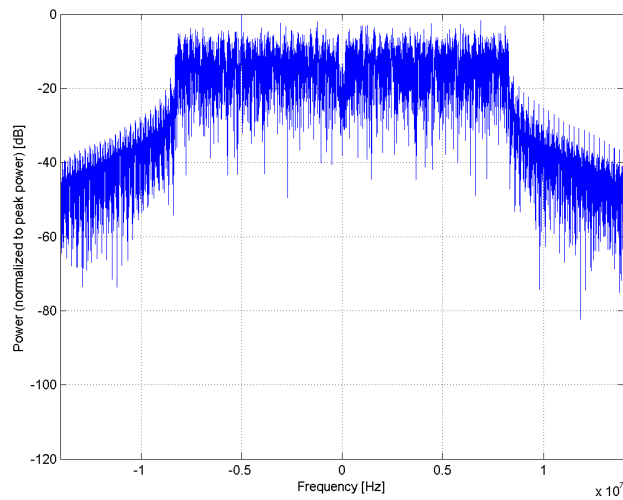
Name:	IEEE 802.11a/h WiFi 5 GHz (OFDM, 24 Mbps, 99pc duty cycle)
Group:	WLAN
UID:	10521-AAC
PAR: ¹	7.97 dB
MIF: ²	-23.13 dB
Standard Reference:	IEEE 802.11-2012 FCC OET KDB 248227 D01 802.11 Wi-Fi SAR v02r01
Category:	Random amplitude modulation
Modulation:	16-QAM
Frequency Band:	WLAN 5GHz (4915.0 - 5825.0 MHz) U-NII-1, U-NII-2A (5170 - 5330 MHz) U-NII-2C Standalone (5490 - 5710 MHz) U-NII-2C <5.65 GHz (5490 - 5650 MHz) U-NII-3 Standalone (5735 - 5835 MHz) U-NII-2C, U-NII-3 (5650 - 5835 MHz) U-NII-4 (5.825 - 5.925 MHz) Validation band (0.0 - 6000.0 MHz)
Detailed Specification:	Duty cycle: 99% PSDU length: 1000 bytes Data Rate: 24Mbps Burst on time: 356us
Bandwidth:	20.0 MHz
Integration Time:	0.4 ms

¹ PAR (0.1%) in accordance with FCC KDB 971168, Section 6.0 "Measurement of the Peak-to-Average Power Ratio (PAPR)"

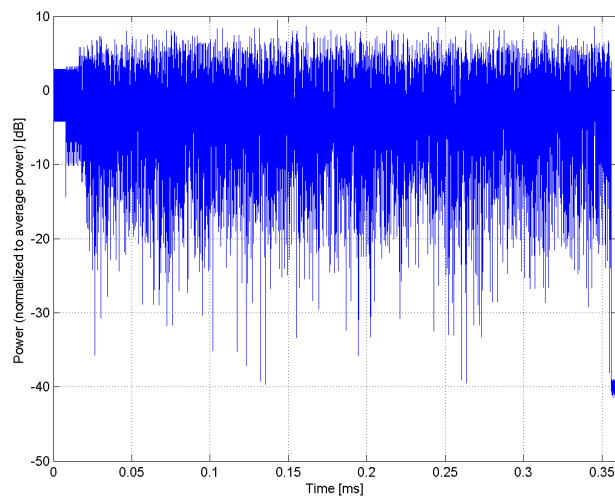
² Modulation Interference Factor (MIF) value valid only in conjunction with advanced probe response linearization calibration for the same communication system (same UID and version).



Complementary Cumulative Distribution Function (CCDF)



Frequency Domain



Time Domain

**Calibration Laboratory of
Schmid & Partner
Engineering AG**
Zeughausstrasse 43, 8004 Zurich, Switzerland

Name: **IEEE 802.11a/h WiFi 5 GHz (OFDM, 36 Mbps, 99pc duty cycle)**

Group: WLAN
UID: 10522-AAC

PAR: ¹ **8.45 dB**
MIF: ² **-22.02 dB**

Standard Reference: IEEE 802.11-2012
FCC OET KDB 248227 D01 802.11 Wi-Fi SAR v02r01

Category: Random amplitude modulation

Modulation: 16-QAM

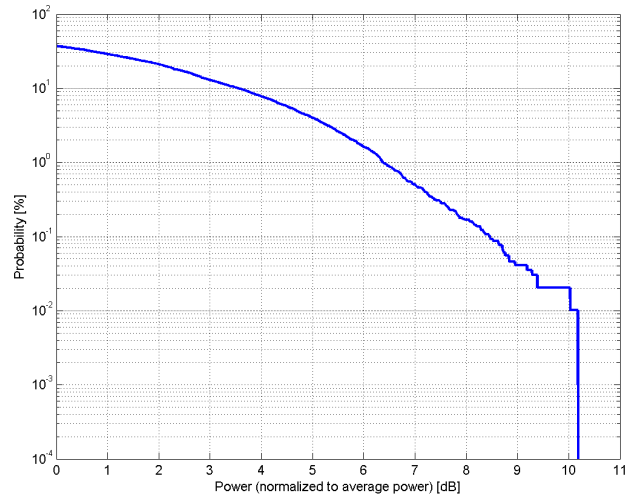
Frequency Band: WLAN 5GHz (4915.0 - 5825.0 MHz)
U-NII-1, U-NII-2A (5170 - 5330 MHz)
U-NII-2C Standalone (5490 - 5710 MHz)
U-NII-2C <5.65 GHz (5490 - 5650 MHz)
U-NII-3 Standalone (5735 - 5835 MHz)
U-NII-2C, U-NII-3 (5650 - 5835 MHz)
U-NII-4 (5.825 - 5.925 MHz)
Validation band (0.0 - 6000.0 MHz)

Detailed Specification: Duty cycle: 99%
PSDU length: 1000 bytes
Data Rate: 36Mbps
Burst on time: 244us

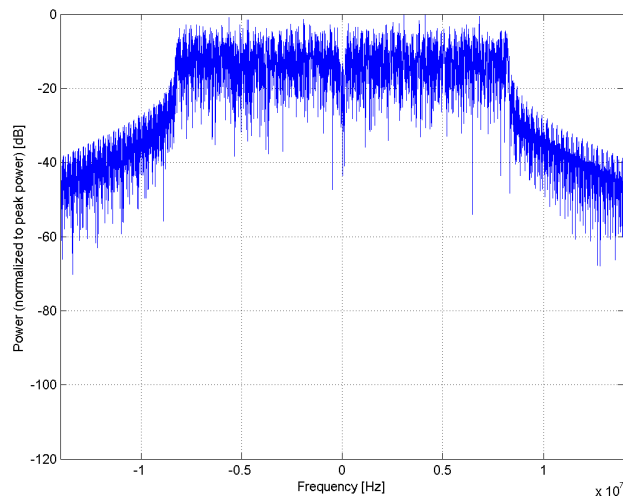
Bandwidth: 20.0 MHz
Integration Time: 0.2 ms

¹ PAR (0.1%) in accordance with FCC KDB 971168, Section 6.0 "Measurement of the Peak-to-Average Power Ratio (PAPR)"

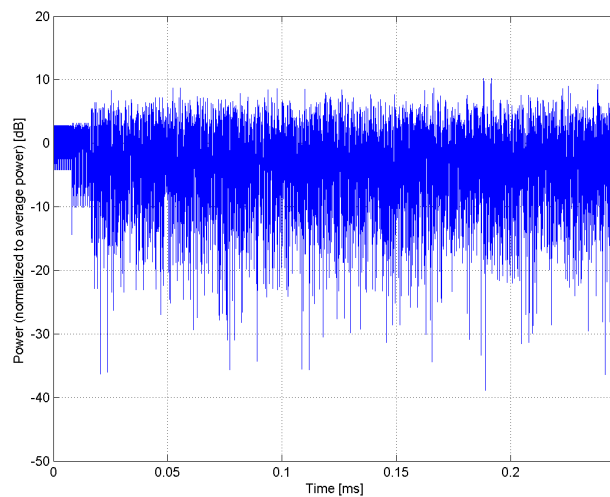
² Modulation Interference Factor (MIF) value valid only in conjunction with advanced probe response linearization calibration for the same communication system (same UID and version).



Complementary Cumulative Distribution Function (CCDF)



Frequency Domain



Time Domain

**Calibration Laboratory of
Schmid & Partner
Engineering AG**
Zeughausstrasse 43, 8004 Zurich, Switzerland

Name: **IEEE 802.11a/h WiFi 5 GHz (OFDM, 48 Mbps, 99pc duty cycle)**

Group: WLAN
UID: 10523-AAC

PAR: ¹ **8.08 dB**
MIF: ² **-24.22 dB**

Standard Reference: IEEE 802.11-2012
FCC OET KDB 248227 D01 802.11 Wi-Fi SAR v02r01

Category: Random amplitude modulation

Modulation: 64-QAM

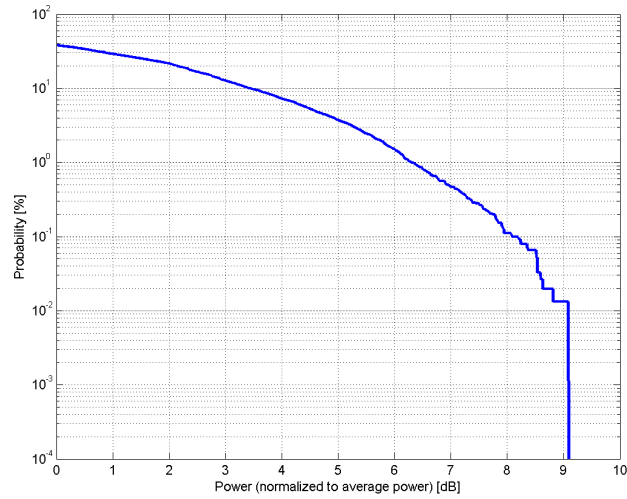
Frequency Band: WLAN 5GHz (4915.0 - 5825.0 MHz)
U-NII-1, U-NII-2A (5170 - 5330 MHz)
U-NII-2C Standalone (5490 - 5710 MHz)
U-NII-2C <5.65 GHz (5490 - 5650 MHz)
U-NII-3 Standalone (5735 - 5835 MHz)
U-NII-2C, U-NII-3 (5650 - 5835 MHz)
U-NII-4 (5.825 - 5.925 MHz)
Validation band (0.0 - 6000.0 MHz)

Detailed Specification: Duty cycle: 99%
PSDU length: 1000 bytes
Data Rate: 48Mbps
Burst on time: 188us

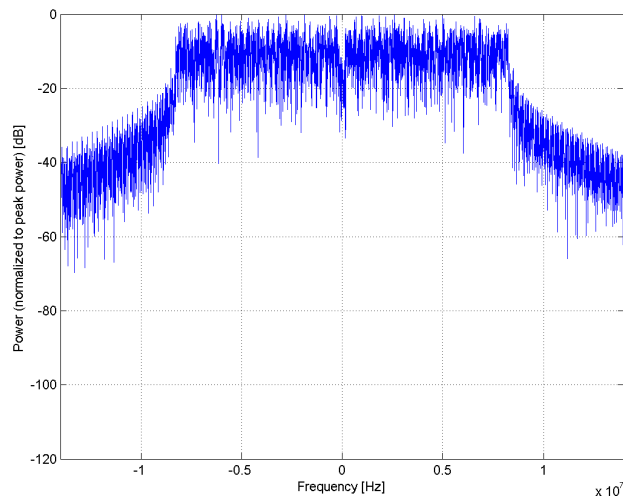
Bandwidth: 20.0 MHz
Integration Time: 0.2 ms

¹ PAR (0.1%) in accordance with FCC KDB 971168, Section 6.0 "Measurement of the Peak-to-Average Power Ratio (PAPR)"

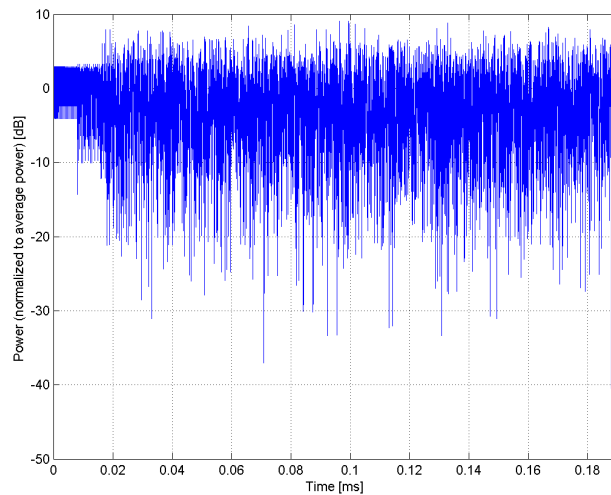
² Modulation Interference Factor (MIF) value valid only in conjunction with advanced probe response linearization calibration for the same communication system (same UID and version).



Complementary Cumulative Distribution Function (CCDF)



Frequency Domain



Time Domain

**Calibration Laboratory of
Schmid & Partner
Engineering AG**
Zeughausstrasse 43, 8004 Zurich, Switzerland

Name: **IEEE 802.11a/h WiFi 5 GHz (OFDM, 54 Mbps, 99pc duty cycle)**

Group: WLAN
UID: 10524-AAC

PAR: ¹ **8.27 dB**
MIF: ² **-29.35 dB**

Standard Reference: IEEE 802.11-2012
FCC OET KDB 248227 D01 802.11 Wi-Fi SAR v02r01

Category: Random amplitude modulation

Modulation: 64-QAM

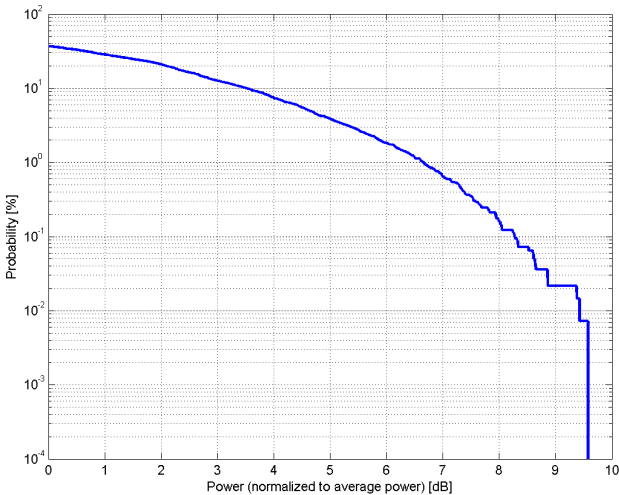
Frequency Band: WLAN 5GHz (4915.0 - 5825.0 MHz)
U-NII-1, U-NII-2A (5170 - 5330 MHz)
U-NII-2C Standalone (5490 - 5710 MHz)
U-NII-2C <5.65 GHz (5490 - 5650 MHz)
U-NII-3 Standalone (5735 - 5835 MHz)
U-NII-2C, U-NII-3 (5650 - 5835 MHz)
U-NII-4 (5.825 - 5.925 MHz)
Validation band (0.0 - 6000.0 MHz)

Detailed Specification: Duty cycle: 99%
PSDU length: 1000 bytes
Data Rate: 54Mbps
Burst on time: 172us

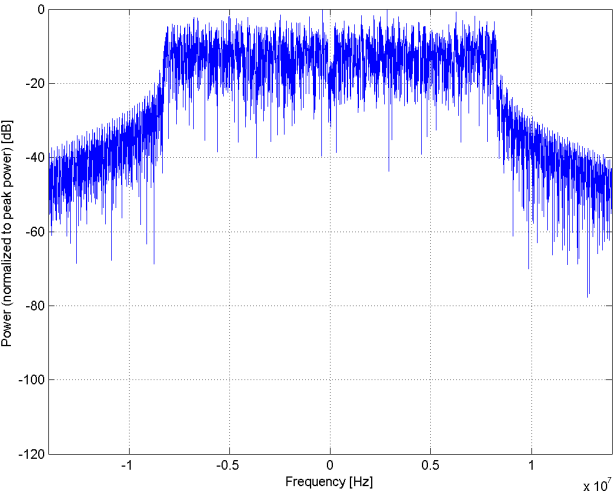
Bandwidth: 20.0 MHz
Integration Time: 0.2 ms

¹ PAR (0.1%) in accordance with FCC KDB 971168, Section 6.0 "Measurement of the Peak-to-Average Power Ratio (PAPR)"

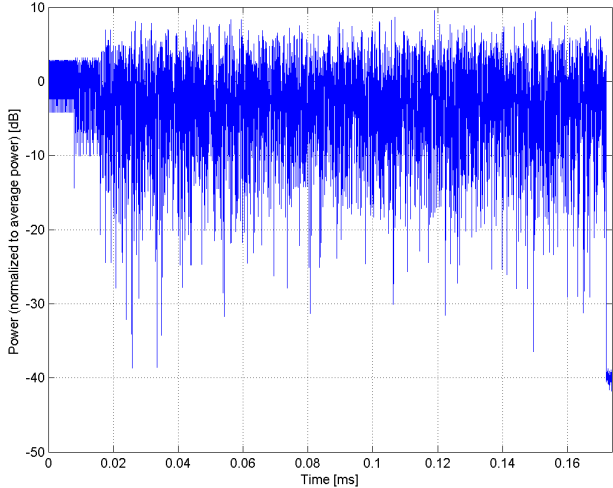
² Modulation Interference Factor (MIF) value valid only in conjunction with advanced probe response linearization calibration for the same communication system (same UID and version).



Complementary Cumulative Distribution Function (CCDF)



Frequency Domain



Time Domain

**Calibration Laboratory of
Schmid & Partner
Engineering AG**
Zeughausstrasse 43, 8004 Zurich, Switzerland

Name: **IEEE 802.11ac WiFi (20MHz, MCS0, 99pc duty cycle)**

Group: WLAN
UID: 10525-AAC

PAR: ¹ **8.36 dB**
MIF: ² **-12.23 dB**

Standard Reference: IEEE 802.11-2013
FCC OET KDB 248227 D01 802.11 Wi-Fi SAR v02r01

Category: Random amplitude modulation

Modulation: BPSK

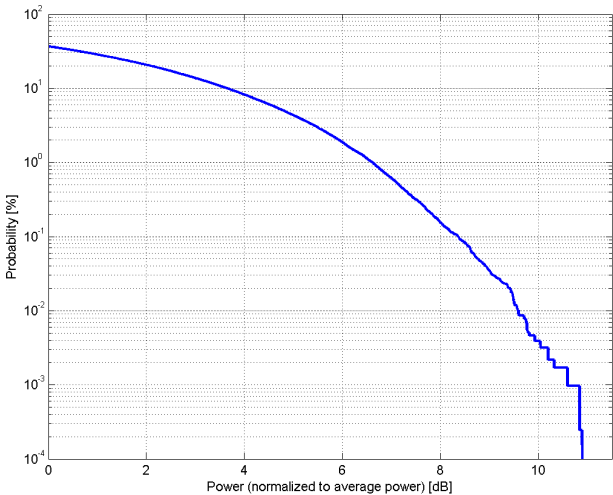
Frequency Band: WLAN 2.4GHz (2412.0 - 2484.0 MHz)
WLAN 5GHz (4915.0 - 5825.0 MHz)
U-NII-1, U-NII-2A (5170 - 5330 MHz)
U-NII-2C Standalone (5490 - 5710 MHz)
U-NII-2C <5.65 GHz (5490 - 5650 MHz)
U-NII-3 Standalone (5735 - 5835 MHz)
U-NII-2C, U-NII-3 (5650 - 5835 MHz)
U-NII-4 (5.825 - 5.925 MHz)
Validation band (0.0 - 6000.0 MHz)

Detailed Specification: Bandwidth: 20MHz
Duty cycle: 99%
MCS: 0
Number of spatial streams: 1
MPDU length: 4096

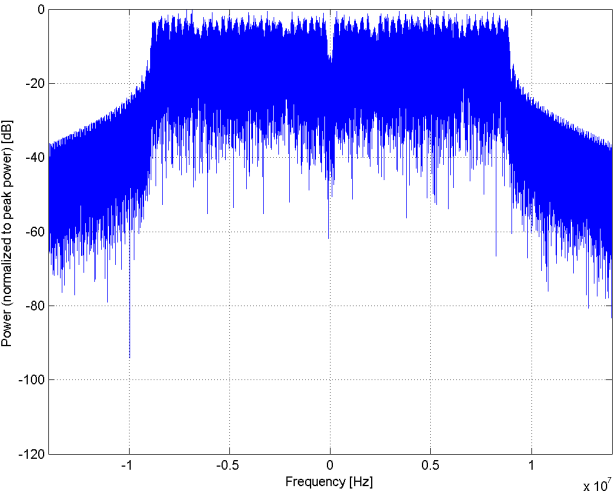
Bandwidth: 20.0 MHz
Integration Time: 5.1 ms

¹ PAR (0.1%) in accordance with FCC KDB 971168, Section 6.0 "Measurement of the Peak-to-Average Power Ratio (PAPR)"

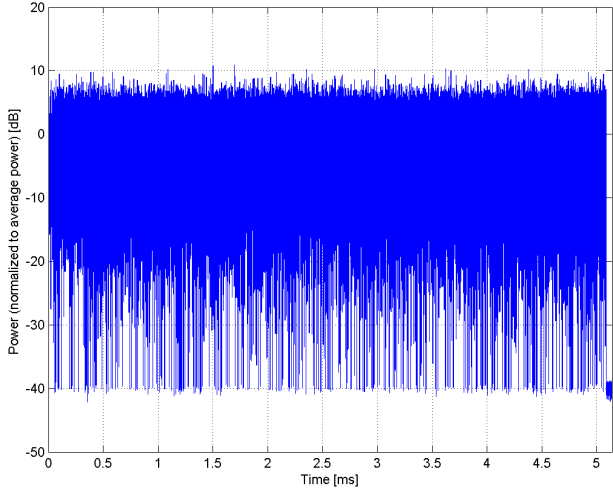
² Modulation Interference Factor (MIF) value valid only in conjunction with advanced probe response linearization calibration for the same communication system (same UID and version).



Complementary Cumulative Distribution Function (CCDF)



Frequency Domain



Time Domain

**Calibration Laboratory of
Schmid & Partner
Engineering AG**
Zeughausstrasse 43, 8004 Zurich, Switzerland

Name: **IEEE 802.11ac WiFi (20MHz, MCS1, 99pc duty cycle)**

Group: WLAN
UID: 10526-AAC

PAR: ¹ **8.42 dB**
MIF: ² **-13.77 dB**

Standard Reference: IEEE 802.11-2013
FCC OET KDB 248227 D01 802.11 Wi-Fi SAR v02r01

Category: Random amplitude modulation

Modulation: QPSK

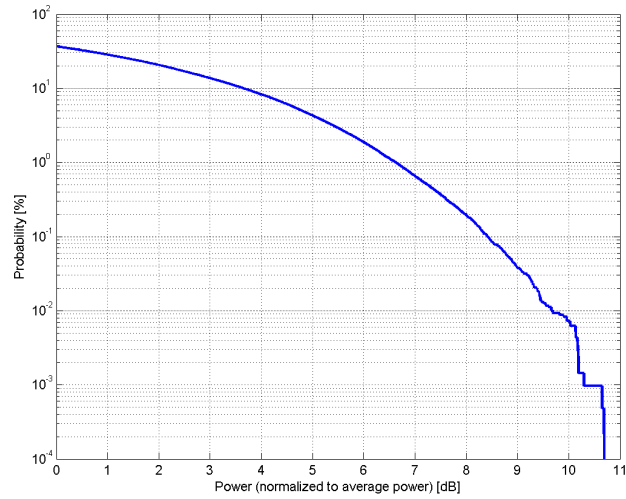
Frequency Band: WLAN 2.4GHz (2412.0 - 2484.0 MHz)
WLAN 5GHz (4915.0 - 5825.0 MHz)
U-NII-1, U-NII-2A (5170 - 5330 MHz)
U-NII-2C Standalone (5490 - 5710 MHz)
U-NII-2C <5.65 GHz (5490 - 5650 MHz)
U-NII-3 Standalone (5735 - 5835 MHz)
U-NII-2C, U-NII-3 (5650 - 5835 MHz)
U-NII-4 (5.825 - 5.925 MHz)
Validation band (0.0 - 6000.0 MHz)

Detailed Specification: Bandwidth: 20MHz
Duty cycle: 99%
MCS: 1
Number of spatial streams: 1
MPDU length: 4096

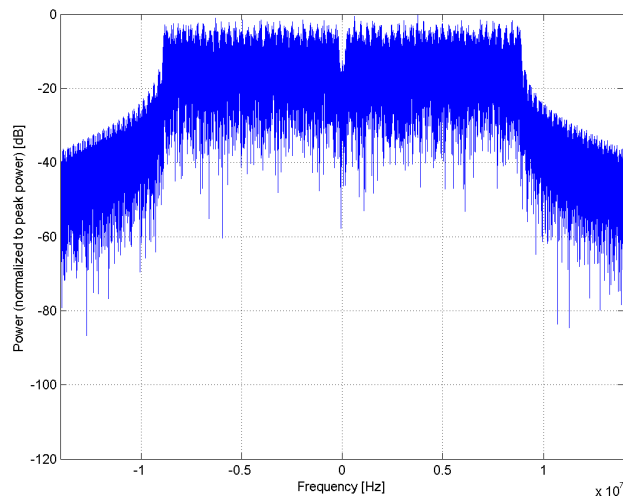
Bandwidth: 20.0 MHz
Integration Time: 2.6 ms

¹ PAR (0.1%) in accordance with FCC KDB 971168, Section 6.0 "Measurement of the Peak-to-Average Power Ratio (PAPR)"

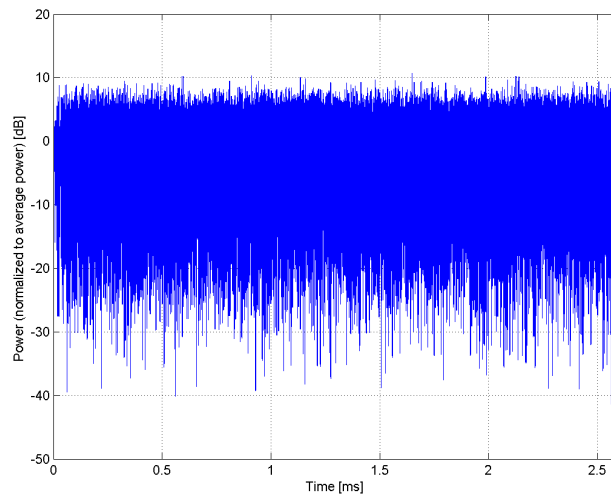
² Modulation Interference Factor (MIF) value valid only in conjunction with advanced probe response linearization calibration for the same communication system (same UID and version).



Complementary Cumulative Distribution Function (CCDF)



Frequency Domain



Time Domain

**Calibration Laboratory of
Schmid & Partner
Engineering AG**
Zeughausstrasse 43, 8004 Zurich, Switzerland

Name: **IEEE 802.11ac WiFi (20MHz, MCS2, 99pc duty cycle)**

Group: WLAN
UID: 10527-AAC

PAR: ¹ **8.21 dB**
MIF: ² **-14.89 dB**

Standard Reference: IEEE 802.11-2013
FCC OET KDB 248227 D01 802.11 Wi-Fi SAR v02r01

Category: Random amplitude modulation

Modulation: QPSK

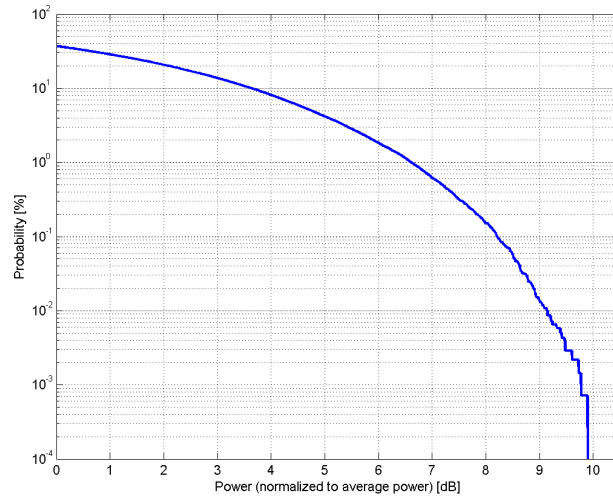
Frequency Band: WLAN 2.4GHz (2412.0 - 2484.0 MHz)
WLAN 5GHz (4915.0 - 5825.0 MHz)
U-NII-1, U-NII-2A (5170 - 5330 MHz)
U-NII-2C Standalone (5490 - 5710 MHz)
U-NII-2C <5.65 GHz (5490 - 5650 MHz)
U-NII-3 Standalone (5735 - 5835 MHz)
U-NII-2C, U-NII-3 (5650 - 5835 MHz)
U-NII-4 (5.825 - 5.925 MHz)
Validation band (0.0 - 6000.0 MHz)

Detailed Specification: Bandwidth: 20MHz
Duty cycle: 99%
MCS: 2
Number of spatial streams: 1
MPDU length: 4096

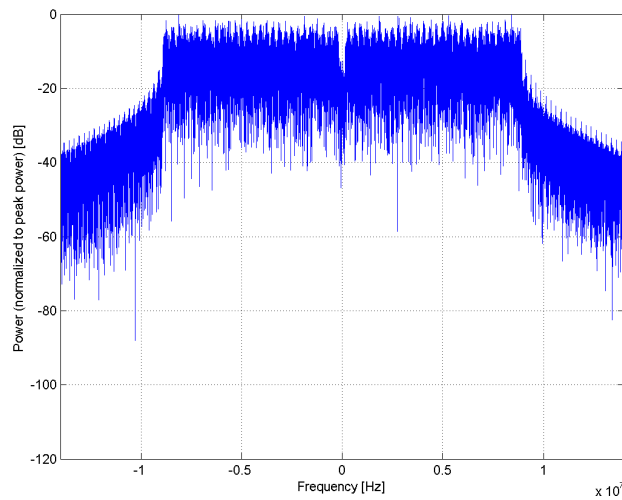
Bandwidth: 20.0 MHz
Integration Time: 1.7 ms

¹ PAR (0.1%) in accordance with FCC KDB 971168, Section 6.0 "Measurement of the Peak-to-Average Power Ratio (PAPR)"

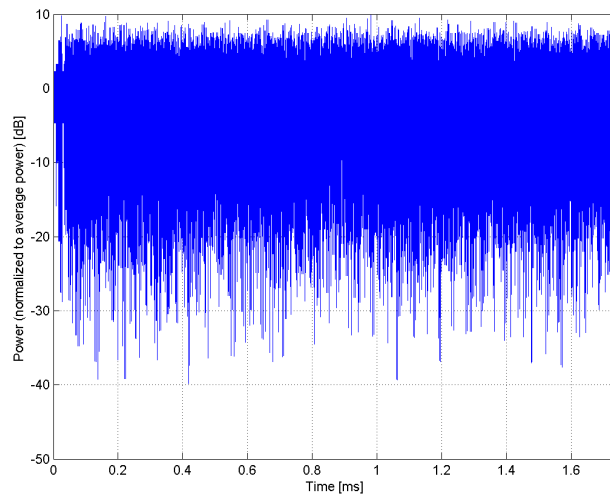
² Modulation Interference Factor (MIF) value valid only in conjunction with advanced probe response linearization calibration for the same communication system (same UID and version).



Complementary Cumulative Distribution Function (CCDF)



Frequency Domain



Time Domain

**Calibration Laboratory of
Schmid & Partner
Engineering AG**
Zeughausstrasse 43, 8004 Zurich, Switzerland

Name: **IEEE 802.11ac WiFi (20MHz, MCS3, 99pc duty cycle)**

Group: WLAN
UID: 10528-AAC

PAR: ¹ **8.36 dB**
MIF: ² **-15.25 dB**

Standard Reference: IEEE 802.11-2013
FCC OET KDB 248227 D01 802.11 Wi-Fi SAR v02r01

Category: Random amplitude modulation

Modulation: 16-QAM

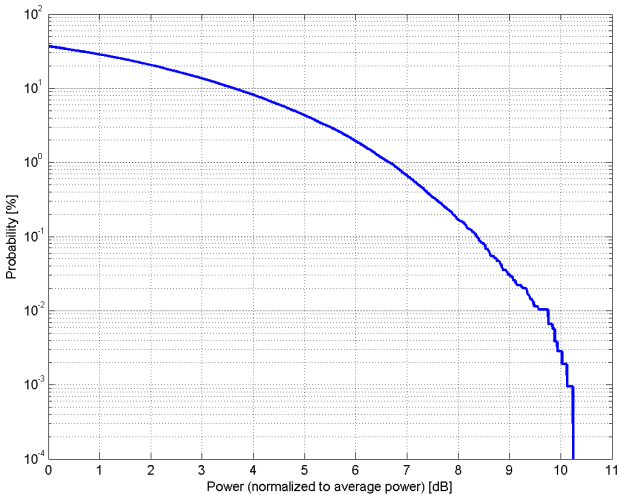
Frequency Band: WLAN 2.4GHz (2412.0 - 2484.0 MHz)
WLAN 5GHz (4915.0 - 5825.0 MHz)
U-NII-1, U-NII-2A (5170 - 5330 MHz)
U-NII-2C Standalone (5490 - 5710 MHz)
U-NII-2C <5.65 GHz (5490 - 5650 MHz)
U-NII-3 Standalone (5735 - 5835 MHz)
U-NII-2C, U-NII-3 (5650 - 5835 MHz)
U-NII-4 (5.825 - 5.925 MHz)
Validation band (0.0 - 6000.0 MHz)

Detailed Specification: Bandwidth: 20MHz
Duty cycle: 99%
MCS: 3
Number of spatial streams: 1
MPDU length: 4096

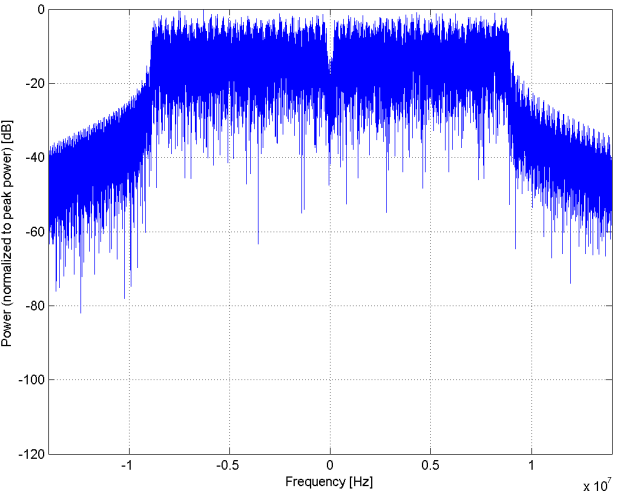
Bandwidth: 20.0 MHz
Integration Time: 1.3 ms

¹ PAR (0.1%) in accordance with FCC KDB 971168, Section 6.0 "Measurement of the Peak-to-Average Power Ratio (PAPR)"

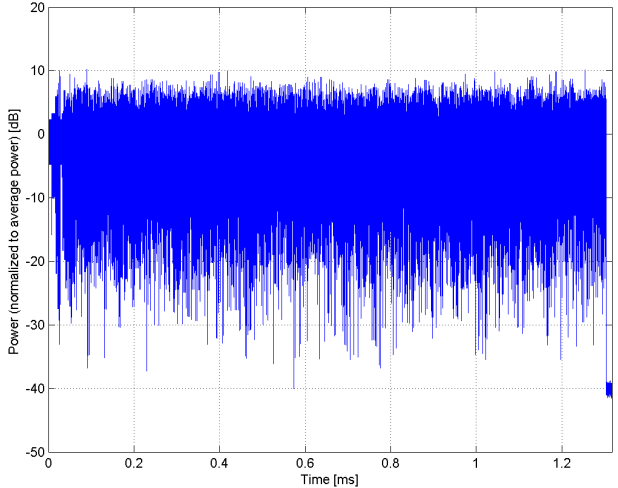
² Modulation Interference Factor (MIF) value valid only in conjunction with advanced probe response linearization calibration for the same communication system (same UID and version).



Complementary Cumulative Distribution Function (CCDF)



Frequency Domain



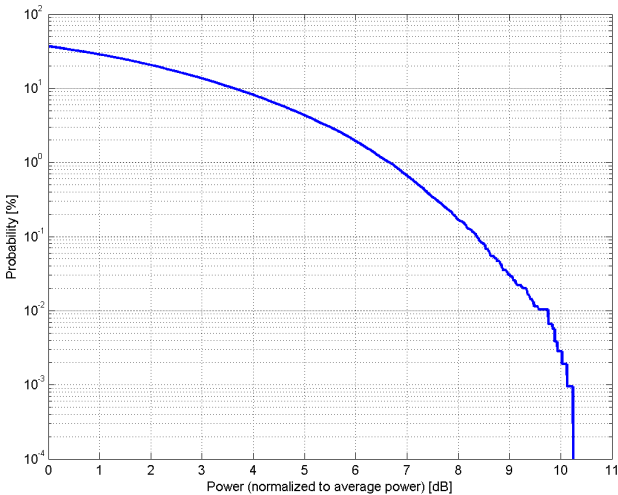
Time Domain

**Calibration Laboratory of
Schmid & Partner
Engineering AG**
Zeughausstrasse 43, 8004 Zurich, Switzerland

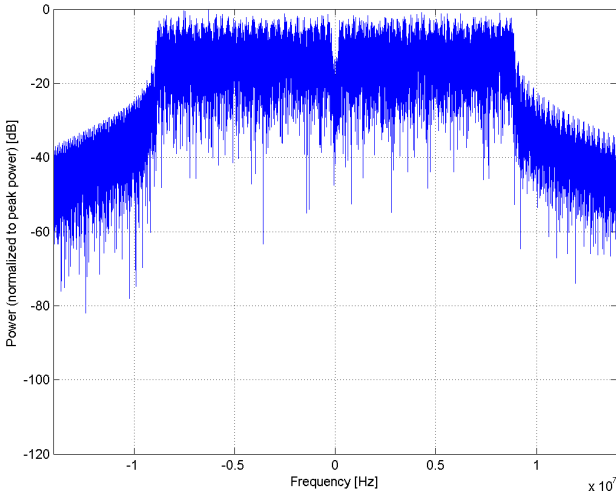
Name:	IEEE 802.11ac WiFi (20MHz, MCS4, 99pc duty cycle)
Group:	WLAN
UID:	10529-AAC
PAR: ¹	8.36 dB
MIF: ²	-15.25 dB
Standard Reference:	IEEE 802.11-2013 FCC OET KDB 248227 D01 802.11 Wi-Fi SAR v02r01
Category:	Random amplitude modulation
Modulation:	16-QAM
Frequency Band:	WLAN 2.4GHz (2412.0 - 2484.0 MHz) WLAN 5GHz (4915.0 - 5825.0 MHz) U-NII-1, U-NII-2A (5170 - 5330 MHz) U-NII-2C Standalone (5490 - 5710 MHz) U-NII-2C <5.65 GHz (5490 - 5650 MHz) U-NII-3 Standalone (5735 - 5835 MHz) U-NII-2C, U-NII-3 (5650 - 5835 MHz) U-NII-4 (5.825 - 5.925 MHz) Validation band (0.0 - 6000.0 MHz)
Detailed Specification:	Bandwidth: 20MHz Duty cycle: 99% MCS: 4 Number of spatial streams: 1 MPDU length: 4096
Bandwidth:	20.0 MHz
Integration Time:	1.3 ms

¹ PAR (0.1%) in accordance with FCC KDB 971168, Section 6.0 "Measurement of the Peak-to-Average Power Ratio (PAPR)"

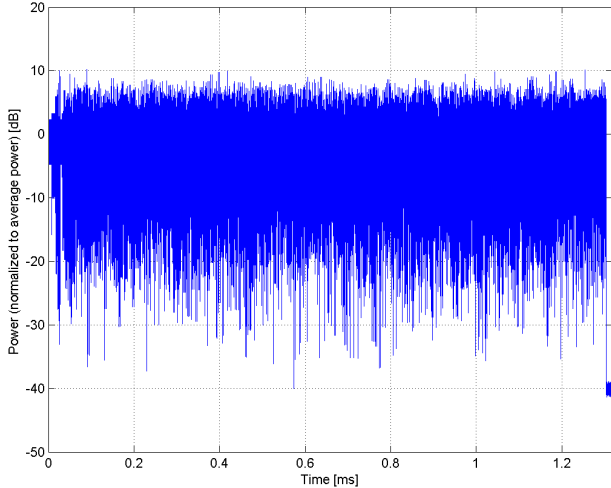
² Modulation Interference Factor (MIF) value valid only in conjunction with advanced probe response linearization calibration for the same communication system (same UID and version).



Complementary Cumulative Distribution Function (CCDF)



Frequency Domain



Time Domain

**Calibration Laboratory of
Schmid & Partner
Engineering AG**
Zeughausstrasse 43, 8004 Zurich, Switzerland

Name: **IEEE 802.11ac WiFi (20MHz, MCS6, 99pc duty cycle)**

Group: WLAN
UID: 10531-AAC

PAR: ¹ **8.43 dB**
MIF: ² **-18.44 dB**

Standard Reference: IEEE 802.11-2013
FCC OET KDB 248227 D01 802.11 Wi-Fi SAR v02r01

Category: Random amplitude modulation

Modulation: 64-QAM

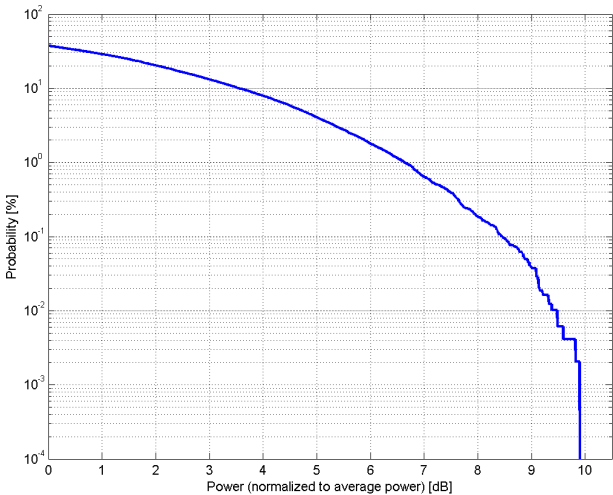
Frequency Band: WLAN 2.4GHz (2412.0 - 2484.0 MHz)
WLAN 5GHz (4915.0 - 5825.0 MHz)
U-NII-1, U-NII-2A (5170 - 5330 MHz)
U-NII-2C Standalone (5490 - 5710 MHz)
U-NII-2C <5.65 GHz (5490 - 5650 MHz)
U-NII-3 Standalone (5735 - 5835 MHz)
U-NII-2C, U-NII-3 (5650 - 5835 MHz)
U-NII-4 (5.825 - 5.925 MHz)
Validation band (0.0 - 6000.0 MHz)

Detailed Specification: Bandwidth: 20MHz
Duty cycle: 99%
MCS: 6
Number of spatial streams: 1
MPDU length: 4096

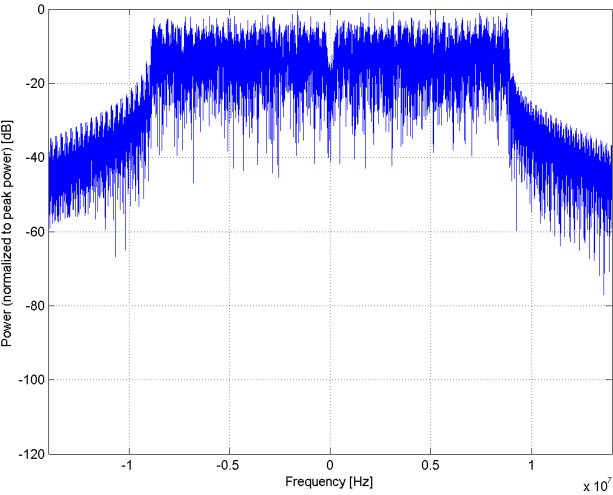
Bandwidth: 20.0 MHz
Integration Time: 0.6 ms

¹ PAR (0.1%) in accordance with FCC KDB 971168, Section 6.0 "Measurement of the Peak-to-Average Power Ratio (PAPR)"

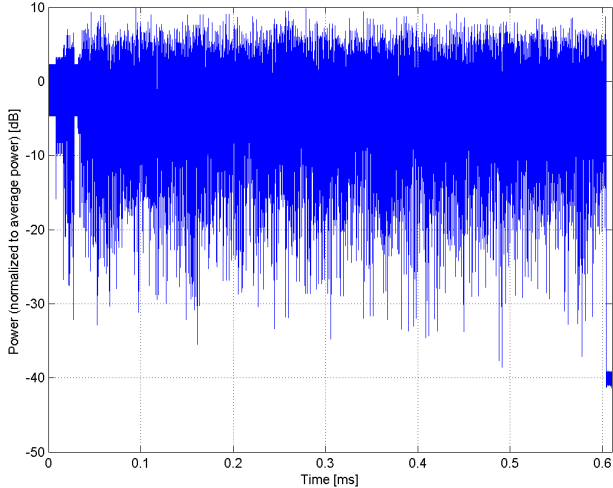
² Modulation Interference Factor (MIF) value valid only in conjunction with advanced probe response linearization calibration for the same communication system (same UID and version).



Complementary Cumulative Distribution Function (CCDF)



Frequency Domain



Time Domain

**Calibration Laboratory of
Schmid & Partner
Engineering AG**
Zeughausstrasse 43, 8004 Zurich, Switzerland

Name: **IEEE 802.11ac WiFi (20MHz, MCS7, 99pc duty cycle)**

Group: WLAN
UID: 10532-AAC

PAR: ¹ **8.29 dB**
MIF: ² **-18.59 dB**

Standard Reference: IEEE 802.11-2013
FCC OET KDB 248227 D01 802.11 Wi-Fi SAR v02r01

Category: Random amplitude modulation

Modulation: 64-QAM

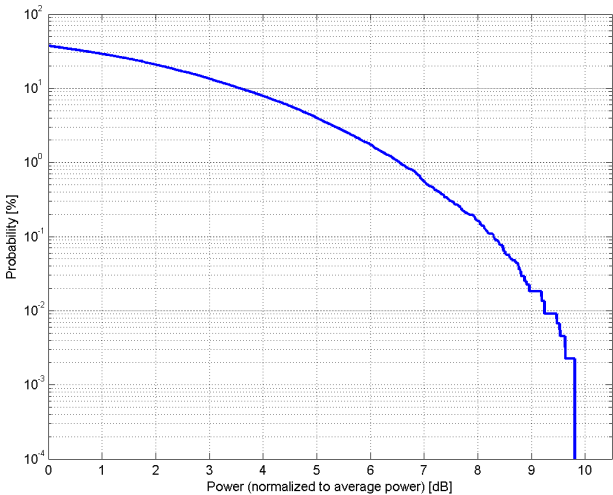
Frequency Band: WLAN 2.4GHz (2412.0 - 2484.0 MHz)
WLAN 5GHz (4915.0 - 5825.0 MHz)
U-NII-1, U-NII-2A (5170 - 5330 MHz)
U-NII-2C Standalone (5490 - 5710 MHz)
U-NII-2C <5.65 GHz (5490 - 5650 MHz)
U-NII-3 Standalone (5735 - 5835 MHz)
U-NII-2C, U-NII-3 (5650 - 5835 MHz)
U-NII-4 (5.825 - 5.925 MHz)
Validation band (0.0 - 6000.0 MHz)

Detailed Specification: Bandwidth: 20MHz
Duty cycle: 99%
MCS: 7
Number of spatial streams: 1
MPDU length: 4096

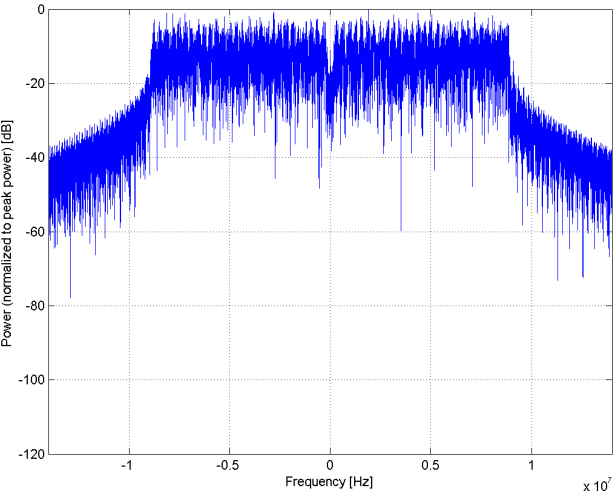
Bandwidth: 20.0 MHz
Integration Time: 0.6 ms

¹ PAR (0.1%) in accordance with FCC KDB 971168, Section 6.0 "Measurement of the Peak-to-Average Power Ratio (PAPR)"

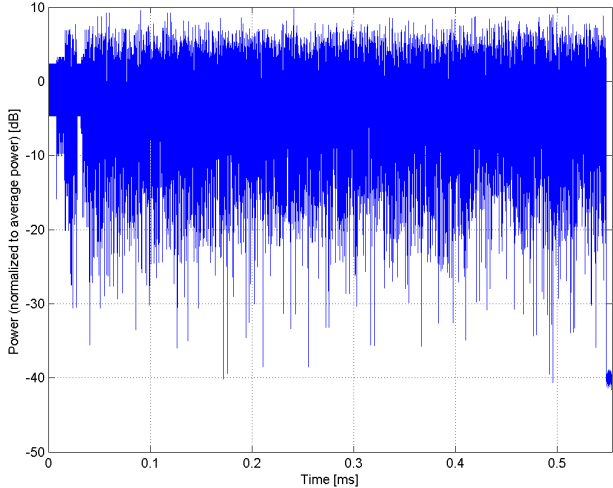
² Modulation Interference Factor (MIF) value valid only in conjunction with advanced probe response linearization calibration for the same communication system (same UID and version).



Complementary Cumulative Distribution Function (CCDF)



Frequency Domain



Time Domain

**Calibration Laboratory of
Schmid & Partner
Engineering AG**
Zeughausstrasse 43, 8004 Zurich, Switzerland

Name: **IEEE 802.11ac WiFi (20MHz, MCS8, 99pc duty cycle)**

Group: WLAN
UID: 10533-AAC

PAR: ¹ **8.38 dB**
MIF: ² **-20.10 dB**

Standard Reference: IEEE 802.11-2013
FCC OET KDB 248227 D01 802.11 Wi-Fi SAR v02r01

Category: Random amplitude modulation

Modulation: 256-QAM

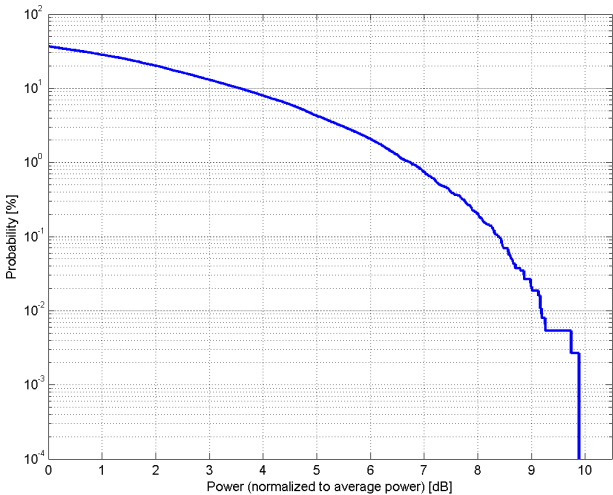
Frequency Band: WLAN 2.4GHz (2412.0 - 2484.0 MHz)
WLAN 5GHz (4915.0 - 5825.0 MHz)
U-NII-1, U-NII-2A (5170 - 5330 MHz)
U-NII-2C Standalone (5490 - 5710 MHz)
U-NII-2C <5.65 GHz (5490 - 5650 MHz)
U-NII-3 Standalone (5735 - 5835 MHz)
U-NII-2C, U-NII-3 (5650 - 5835 MHz)
U-NII-4 (5.825 - 5.925 MHz)
Validation band (0.0 - 6000.0 MHz)

Detailed Specification: Bandwidth: 20MHz
Duty cycle: 99%
MCS: 8
Number of spatial streams: 1
MPDU length: 4096

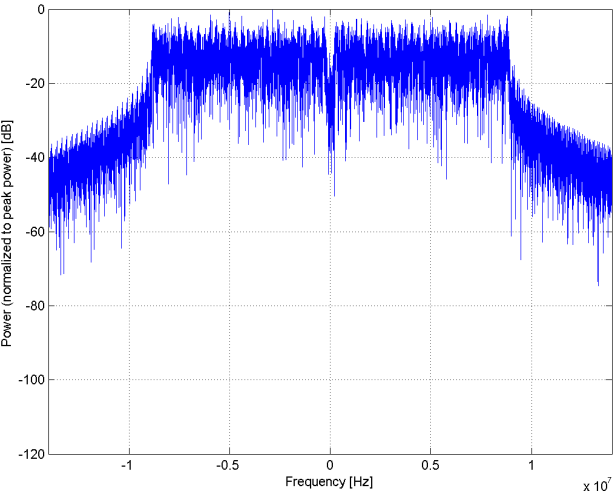
Bandwidth: 20.0 MHz
Integration Time: 0.5 ms

¹ PAR (0.1%) in accordance with FCC KDB 971168, Section 6.0 "Measurement of the Peak-to-Average Power Ratio (PAPR)"

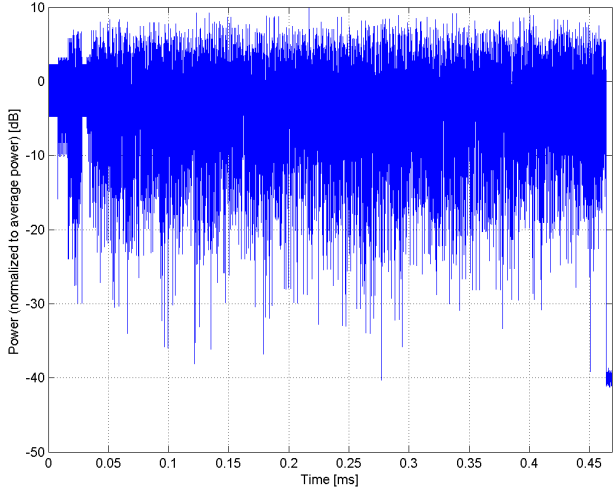
² Modulation Interference Factor (MIF) value valid only in conjunction with advanced probe response linearization calibration for the same communication system (same UID and version).



Complementary Cumulative Distribution Function (CCDF)



Frequency Domain



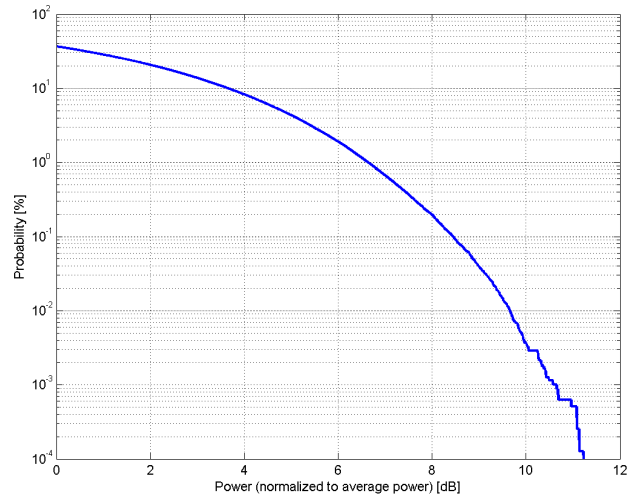
Time Domain

**Calibration Laboratory of
Schmid & Partner
Engineering AG**
Zeughausstrasse 43, 8004 Zurich, Switzerland

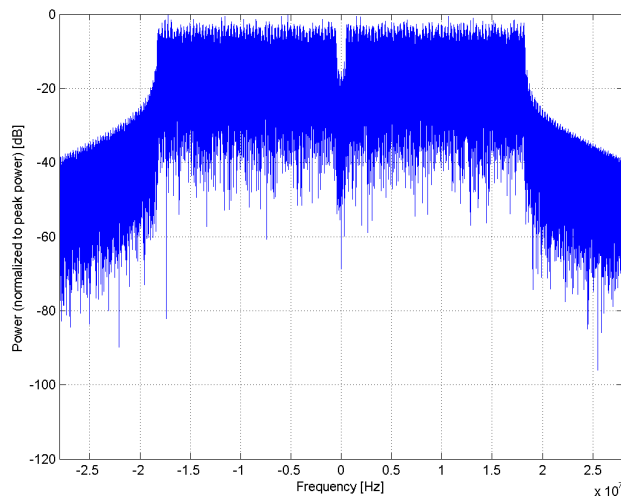
Name:	IEEE 802.11ac WiFi (40MHz, MCS0, 99pc duty cycle)
Group:	WLAN
UID:	10534-AAC
PAR: ¹	8.45 dB
MIF: ²	-11.92 dB
Standard Reference:	IEEE 802.11-2013 FCC OET KDB 248227 D01 802.11 Wi-Fi SAR v02r01
Category:	Random amplitude modulation
Modulation:	BPSK
Frequency Band:	WLAN 2.4GHz (2412.0 - 2484.0 MHz) WLAN 5GHz (4915.0 - 5825.0 MHz) U-NII-1, U-NII-2A (5170 - 5330 MHz) U-NII-2C Standalone (5490 - 5710 MHz) U-NII-2C <5.65 GHz (5490 - 5650 MHz) U-NII-3 Standalone (5735 - 5835 MHz) U-NII-2C, U-NII-3 (5650 - 5835 MHz) U-NII-4 (5.825 - 5.925 MHz) Validation band (0.0 - 6000.0 MHz)
Detailed Specification:	Bandwidth: 40MHz Duty cycle: 99% MCS: 0 Number of spatial streams: 1 MPDU length: 8192
Bandwidth:	40.0 MHz
Integration Time:	4.9 ms

¹ PAR (0.1%) in accordance with FCC KDB 971168, Section 6.0 "Measurement of the Peak-to-Average Power Ratio (PAPR)"

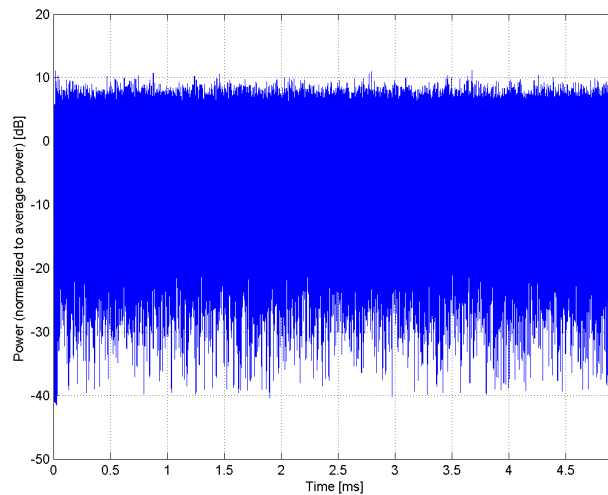
² Modulation Interference Factor (MIF) value valid only in conjunction with advanced probe response linearization calibration for the same communication system (same UID and version).



Complementary Cumulative Distribution Function (CCDF)



Frequency Domain



Time Domain

**Calibration Laboratory of
Schmid & Partner
Engineering AG**
Zeughausstrasse 43, 8004 Zurich, Switzerland

Name: **IEEE 802.11ac WiFi (40MHz, MCS1, 99pc duty cycle)**

Group: WLAN
UID: 10535-AAC

PAR: ¹ **8.45 dB**
MIF: ² **-13.12 dB**

Standard Reference: IEEE 802.11-2013
FCC OET KDB 248227 D01 802.11 Wi-Fi SAR v02r01

Category: Random amplitude modulation

Modulation: QPSK

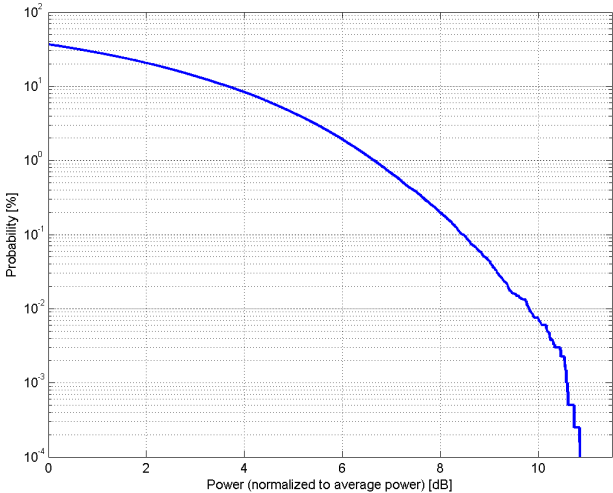
Frequency Band: WLAN 2.4GHz (2412.0 - 2484.0 MHz)
WLAN 5GHz (4915.0 - 5825.0 MHz)
U-NII-1, U-NII-2A (5170 - 5330 MHz)
U-NII-2C Standalone (5490 - 5710 MHz)
U-NII-2C <5.65 GHz (5490 - 5650 MHz)
U-NII-3 Standalone (5735 - 5835 MHz)
U-NII-2C, U-NII-3 (5650 - 5835 MHz)
U-NII-4 (5.825 - 5.925 MHz)
Validation band (0.0 - 6000.0 MHz)

Detailed Specification: Bandwidth: 40MHz
Duty cycle: 99%
MCS: 1
Number of spatial streams: 1
MPDU length: 8192

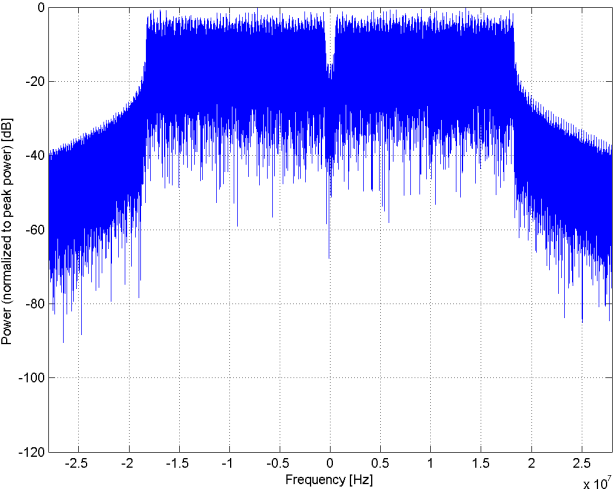
Bandwidth: 40.0 MHz
Integration Time: 2.5 ms

¹ PAR (0.1%) in accordance with FCC KDB 971168, Section 6.0 "Measurement of the Peak-to-Average Power Ratio (PAPR)"

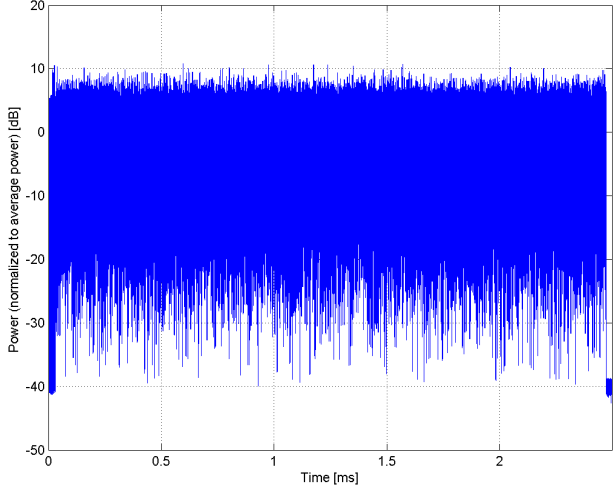
² Modulation Interference Factor (MIF) value valid only in conjunction with advanced probe response linearization calibration for the same communication system (same UID and version).



Complementary Cumulative Distribution Function (CCDF)



Frequency Domain



Time Domain

**Calibration Laboratory of
Schmid & Partner
Engineering AG**
Zeughausstrasse 43, 8004 Zurich, Switzerland

Name: **IEEE 802.11ac WiFi (40MHz, MCS2, 99pc duty cycle)**

Group: WLAN
UID: 10536-AAC

PAR: ¹ **8.32 dB**
MIF: ² **-13.53 dB**

Standard Reference: IEEE 802.11-2013
FCC OET KDB 248227 D01 802.11 Wi-Fi SAR v02r01

Category: Random amplitude modulation

Modulation: QPSK

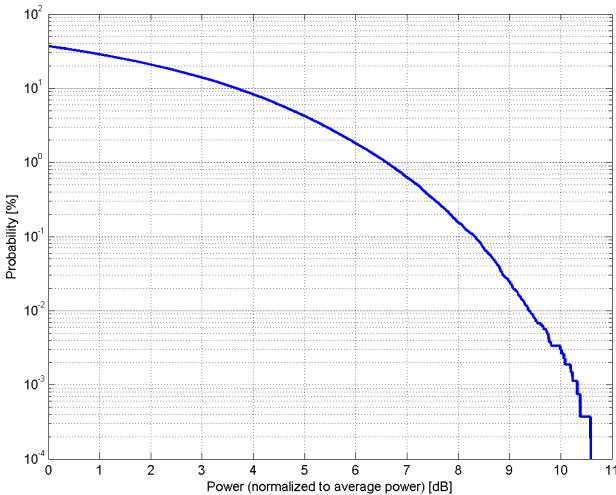
Frequency Band: WLAN 2.4GHz (2412.0 - 2484.0 MHz)
WLAN 5GHz (4915.0 - 5825.0 MHz)
U-NII-1, U-NII-2A (5170 - 5330 MHz)
U-NII-2C Standalone (5490 - 5710 MHz)
U-NII-2C <5.65 GHz (5490 - 5650 MHz)
U-NII-3 Standalone (5735 - 5835 MHz)
U-NII-2C, U-NII-3 (5650 - 5835 MHz)
U-NII-4 (5.825 - 5.925 MHz)
Validation band (0.0 - 6000.0 MHz)

Detailed Specification: Bandwidth: 40MHz
Duty cycle: 99%
MCS: 2
Number of spatial streams: 1
MPDU length: 8192

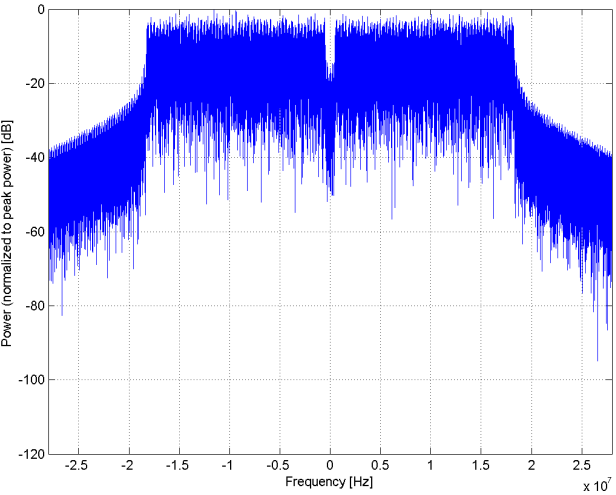
Bandwidth: 40.0 MHz
Integration Time: 1.7 ms

¹ PAR (0.1%) in accordance with FCC KDB 971168, Section 6.0 "Measurement of the Peak-to-Average Power Ratio (PAPR)"

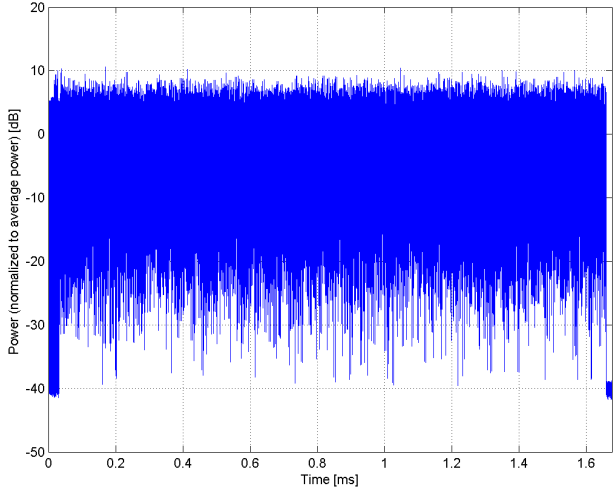
² Modulation Interference Factor (MIF) value valid only in conjunction with advanced probe response linearization calibration for the same communication system (same UID and version).



Complementary Cumulative Distribution Function (CCDF)



Frequency Domain



Time Domain

**Calibration Laboratory of
Schmid & Partner
Engineering AG**
Zeughausstrasse 43, 8004 Zurich, Switzerland

Name: **IEEE 802.11ac WiFi (40MHz, MCS3, 99pc duty cycle)**

Group: WLAN
UID: 10537-AAC

PAR: ¹ **8.44 dB**
MIF: ² **-13.52 dB**

Standard Reference: IEEE 802.11-2013
FCC OET KDB 248227 D01 802.11 Wi-Fi SAR v02r01

Category: Random amplitude modulation

Modulation: 16-QAM

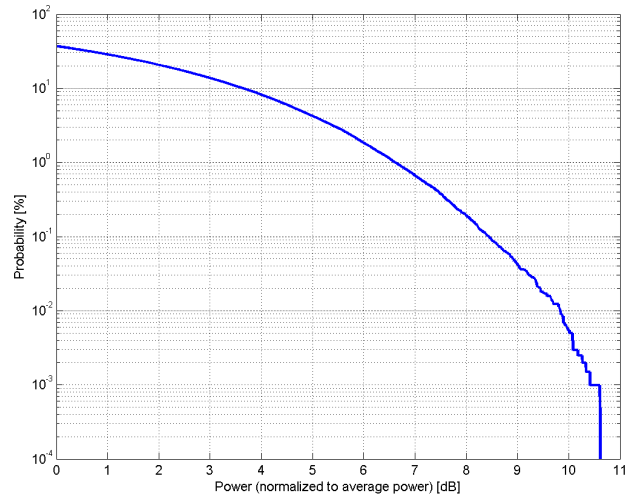
Frequency Band: WLAN 2.4GHz (2412.0 - 2484.0 MHz)
WLAN 5GHz (4915.0 - 5825.0 MHz)
U-NII-1, U-NII-2A (5170 - 5330 MHz)
U-NII-2C Standalone (5490 - 5710 MHz)
U-NII-2C <5.65 GHz (5490 - 5650 MHz)
U-NII-3 Standalone (5735 - 5835 MHz)
U-NII-2C, U-NII-3 (5650 - 5835 MHz)
U-NII-4 (5.825 - 5.925 MHz)
Validation band (0.0 - 6000.0 MHz)

Detailed Specification: Bandwidth: 40MHz
Duty cycle: 99%
MCS: 3
Number of spatial streams: 1
MPDU length: 8192

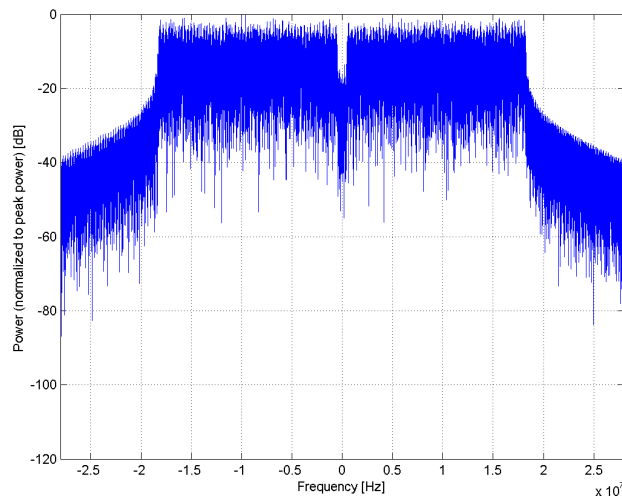
Bandwidth: 40.0 MHz
Integration Time: 1.3 ms

¹ PAR (0.1%) in accordance with FCC KDB 971168, Section 6.0 "Measurement of the Peak-to-Average Power Ratio (PAPR)"

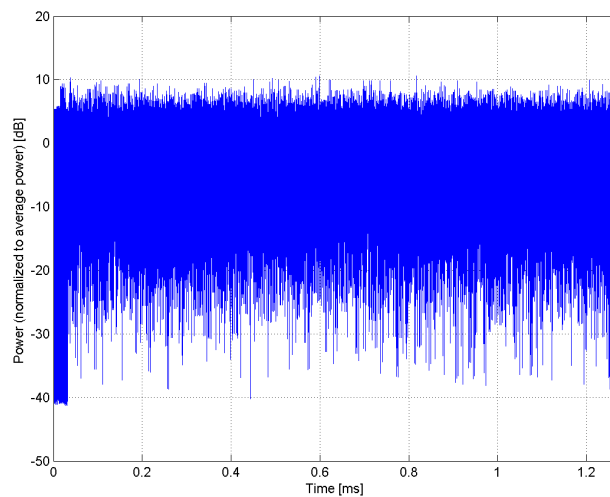
² Modulation Interference Factor (MIF) value valid only in conjunction with advanced probe response linearization calibration for the same communication system (same UID and version).



Complementary Cumulative Distribution Function (CCDF)



Frequency Domain



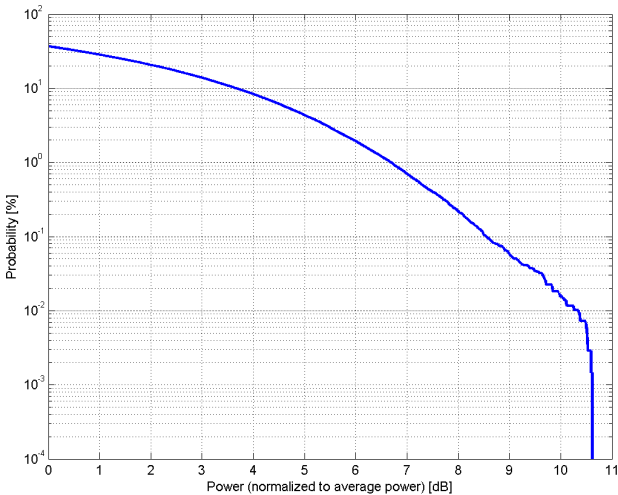
Time Domain

**Calibration Laboratory of
Schmid & Partner
Engineering AG**
Zeughausstrasse 43, 8004 Zurich, Switzerland

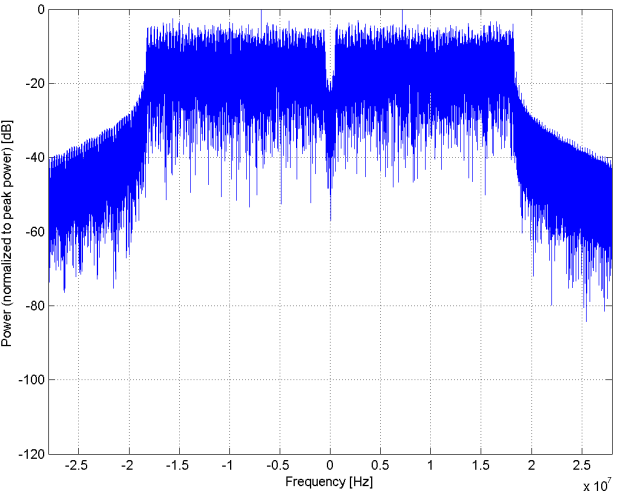
Name:	IEEE 802.11ac WiFi (40MHz, MCS4, 99pc duty cycle)
Group:	WLAN
UID:	10538-AAC
PAR: ¹	8.54 dB
MIF: ²	-14.39 dB
Standard Reference:	IEEE 802.11-2013 FCC OET KDB 248227 D01 802.11 Wi-Fi SAR v02r01
Category:	Random amplitude modulation
Modulation:	16-QAM
Frequency Band:	WLAN 2.4GHz (2412.0 - 2484.0 MHz) WLAN 5GHz (4915.0 - 5825.0 MHz) U-NII-1, U-NII-2A (5170 - 5330 MHz) U-NII-2C Standalone (5490 - 5710 MHz) U-NII-2C <5.65 GHz (5490 - 5650 MHz) U-NII-3 Standalone (5735 - 5835 MHz) U-NII-2C, U-NII-3 (5650 - 5835 MHz) U-NII-4 (5.825 - 5.925 MHz) Validation band (0.0 - 6000.0 MHz)
Detailed Specification:	Bandwidth: 40MHz Duty cycle: 99% MCS: 4 Number of spatial streams: 1 MPDU length: 8192
Bandwidth:	40.0 MHz
Integration Time:	0.9 ms

¹ PAR (0.1%) in accordance with FCC KDB 971168, Section 6.0 "Measurement of the Peak-to-Average Power Ratio (PAPR)"

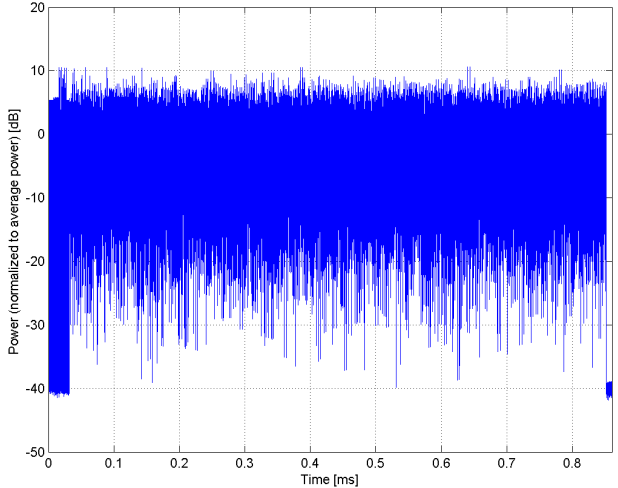
² Modulation Interference Factor (MIF) value valid only in conjunction with advanced probe response linearization calibration for the same communication system (same UID and version).



Complementary Cumulative Distribution Function (CCDF)



Frequency Domain



Time Domain

**Calibration Laboratory of
Schmid & Partner
Engineering AG**
Zeughausstrasse 43, 8004 Zurich, Switzerland

Name: **IEEE 802.11ac WiFi (40MHz, MCS6, 99pc duty cycle)**

Group: WLAN
UID: 10540-AAC

PAR: ¹ **8.39 dB**
MIF: ² **-15.33 dB**

Standard Reference: IEEE 802.11-2013
FCC OET KDB 248227 D01 802.11 Wi-Fi SAR v02r01

Category: Random amplitude modulation

Modulation: 64-QAM

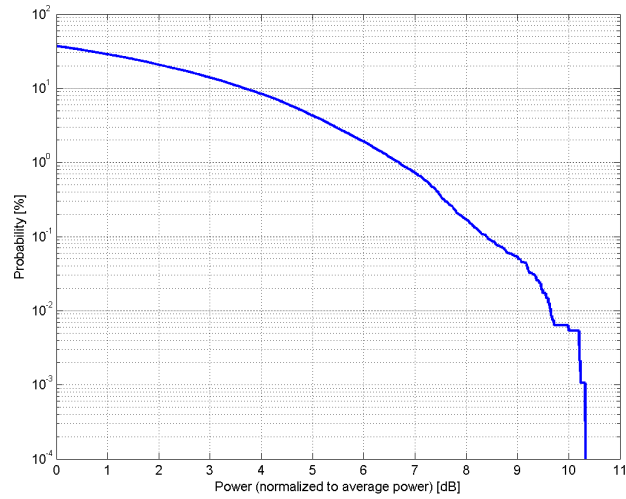
Frequency Band: WLAN 2.4GHz (2412.0 - 2484.0 MHz)
WLAN 5GHz (4915.0 - 5825.0 MHz)
U-NII-1, U-NII-2A (5170 - 5330 MHz)
U-NII-2C Standalone (5490 - 5710 MHz)
U-NII-2C <5.65 GHz (5490 - 5650 MHz)
U-NII-3 Standalone (5735 - 5835 MHz)
U-NII-2C, U-NII-3 (5650 - 5835 MHz)
U-NII-4 (5.825 - 5.925 MHz)
Validation band (0.0 - 6000.0 MHz)

Detailed Specification: Bandwidth: 40MHz
Duty cycle: 99%
MCS: 6
Number of spatial streams: 1
MPDU length: 8192

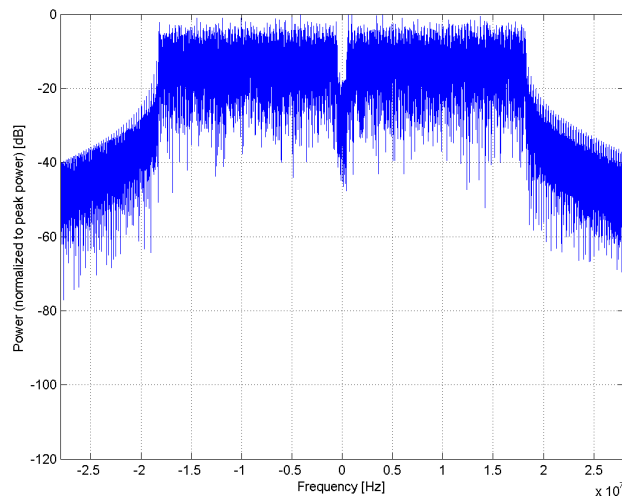
Bandwidth: 40.0 MHz
Integration Time: 0.6 ms

¹ PAR (0.1%) in accordance with FCC KDB 971168, Section 6.0 "Measurement of the Peak-to-Average Power Ratio (PAPR)"

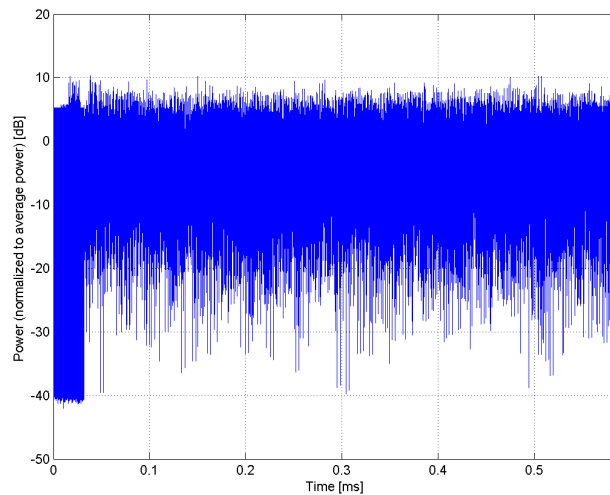
² Modulation Interference Factor (MIF) value valid only in conjunction with advanced probe response linearization calibration for the same communication system (same UID and version).



Complementary Cumulative Distribution Function (CCDF)



Frequency Domain



Time Domain

**Calibration Laboratory of
Schmid & Partner
Engineering AG**
Zeughausstrasse 43, 8004 Zurich, Switzerland

Name: **IEEE 802.11ac WiFi (40MHz, MCS7, 99pc duty cycle)**

Group: WLAN
UID: 10541-AAC

PAR: ¹ **8.46 dB**
MIF: ² **-14.92 dB**

Standard Reference: IEEE 802.11-2013
FCC OET KDB 248227 D01 802.11 Wi-Fi SAR v02r01

Category: Random amplitude modulation

Modulation: 64-QAM

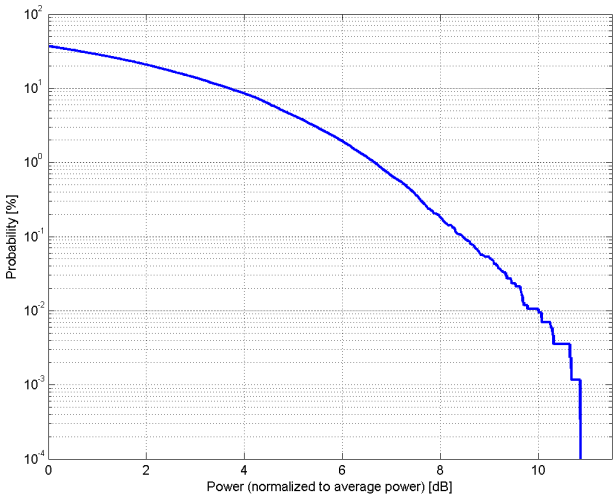
Frequency Band: WLAN 2.4GHz (2412.0 - 2484.0 MHz)
WLAN 5GHz (4915.0 - 5825.0 MHz)
U-NII-1, U-NII-2A (5170 - 5330 MHz)
U-NII-2C Standalone (5490 - 5710 MHz)
U-NII-2C <5.65 GHz (5490 - 5650 MHz)
U-NII-3 Standalone (5735 - 5835 MHz)
U-NII-2C, U-NII-3 (5650 - 5835 MHz)
U-NII-4 (5.825 - 5.925 MHz)
Validation band (0.0 - 6000.0 MHz)

Detailed Specification: Bandwidth: 40MHz
Duty cycle: 99%
MCS: 7
Number of spatial streams: 1
MPDU length: 8192

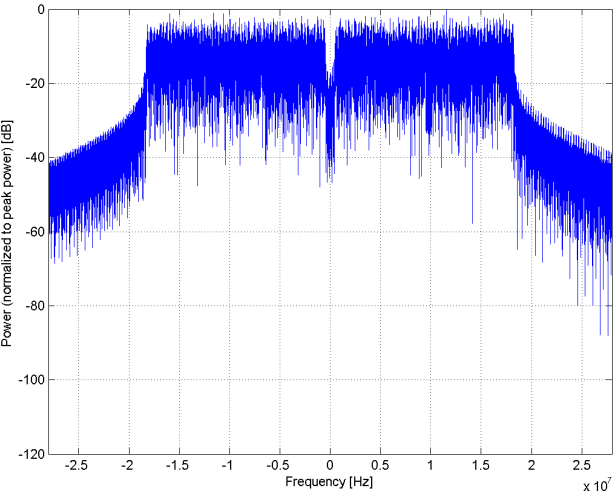
Bandwidth: 40.0 MHz
Integration Time: 0.5 ms

¹ PAR (0.1%) in accordance with FCC KDB 971168, Section 6.0 "Measurement of the Peak-to-Average Power Ratio (PAPR)"

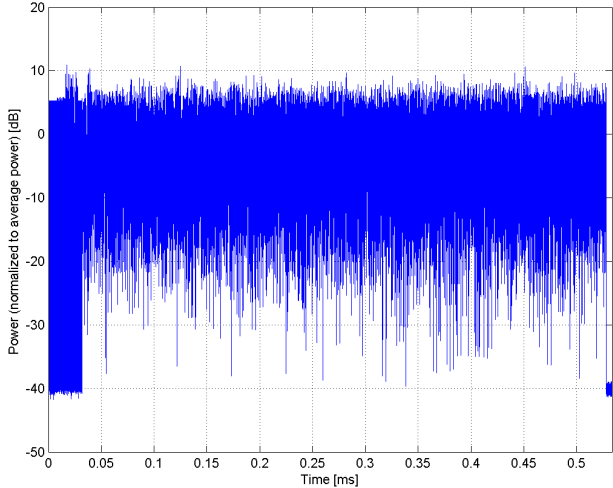
² Modulation Interference Factor (MIF) value valid only in conjunction with advanced probe response linearization calibration for the same communication system (same UID and version).



Complementary Cumulative Distribution Function (CCDF)



Frequency Domain



Time Domain

**Calibration Laboratory of
Schmid & Partner
Engineering AG**
Zeughausstrasse 43, 8004 Zurich, Switzerland

Name: **IEEE 802.11ac WiFi (40MHz, MCS8, 99pc duty cycle)**

Group: WLAN
UID: 10542-AAC

PAR: ¹ **8.65 dB**
MIF: ² **-14.56 dB**

Standard Reference: IEEE 802.11-2013
FCC OET KDB 248227 D01 802.11 Wi-Fi SAR v02r01

Category: Random amplitude modulation

Modulation: 256-QAM

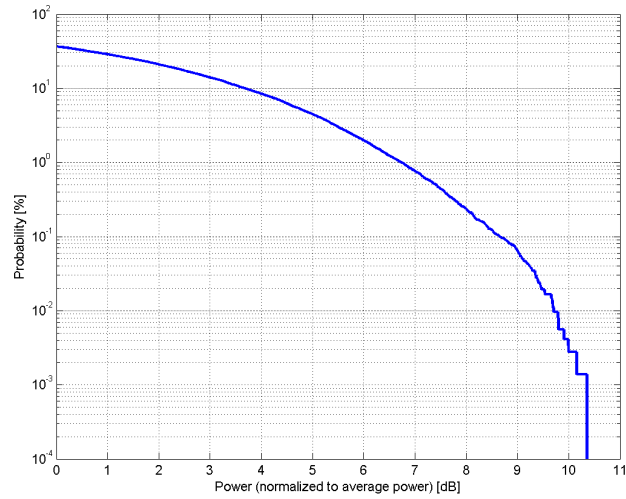
Frequency Band: WLAN 2.4GHz (2412.0 - 2484.0 MHz)
WLAN 5GHz (4915.0 - 5825.0 MHz)
U-NII-1, U-NII-2A (5170 - 5330 MHz)
U-NII-2C Standalone (5490 - 5710 MHz)
U-NII-2C <5.65 GHz (5490 - 5650 MHz)
U-NII-3 Standalone (5735 - 5835 MHz)
U-NII-2C, U-NII-3 (5650 - 5835 MHz)
U-NII-4 (5.825 - 5.925 MHz)
Validation band (0.0 - 6000.0 MHz)

Detailed Specification: Bandwidth: 40MHz
Duty cycle: 99%
MCS: 8
Number of spatial streams: 1
MPDU length: 8192

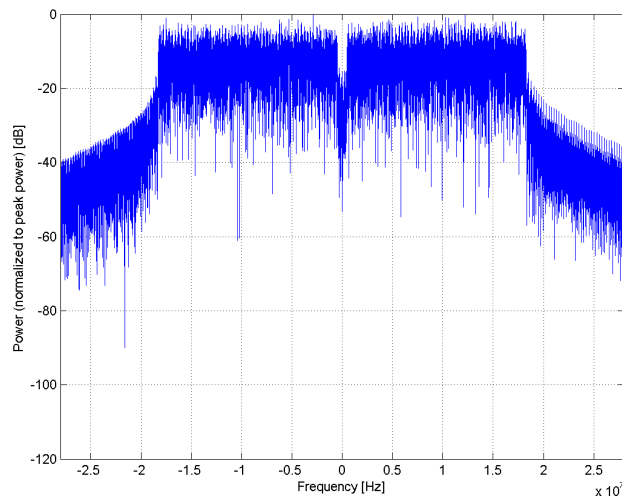
Bandwidth: 40.0 MHz
Integration Time: 0.5 ms

¹ PAR (0.1%) in accordance with FCC KDB 971168, Section 6.0 "Measurement of the Peak-to-Average Power Ratio (PAPR)"

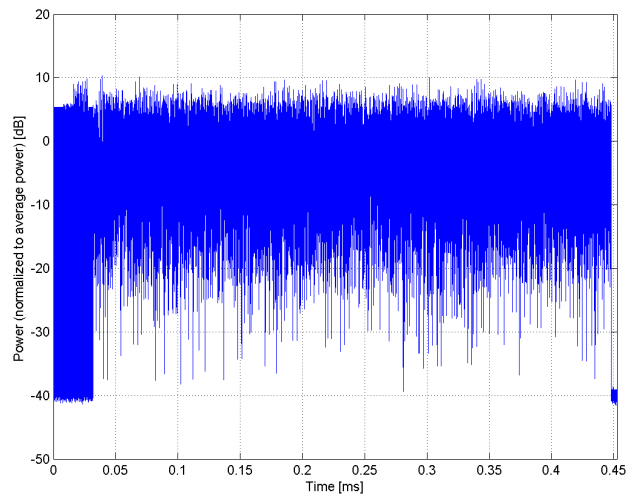
² Modulation Interference Factor (MIF) value valid only in conjunction with advanced probe response linearization calibration for the same communication system (same UID and version).



Complementary Cumulative Distribution Function (CCDF)



Frequency Domain



Time Domain

**Calibration Laboratory of
Schmid & Partner
Engineering AG**
Zeughausstrasse 43, 8004 Zurich, Switzerland

Name: **IEEE 802.11ac WiFi (40MHz, MCS9, 99pc duty cycle)**

Group: WLAN
UID: 10543-AAC

PAR: ¹ **8.65 dB**
MIF: ² **-15.76 dB**

Standard Reference: IEEE 802.11-2013
FCC OET KDB 248227 D01 802.11 Wi-Fi SAR v02r01

Category: Random amplitude modulation

Modulation: 256-QAM

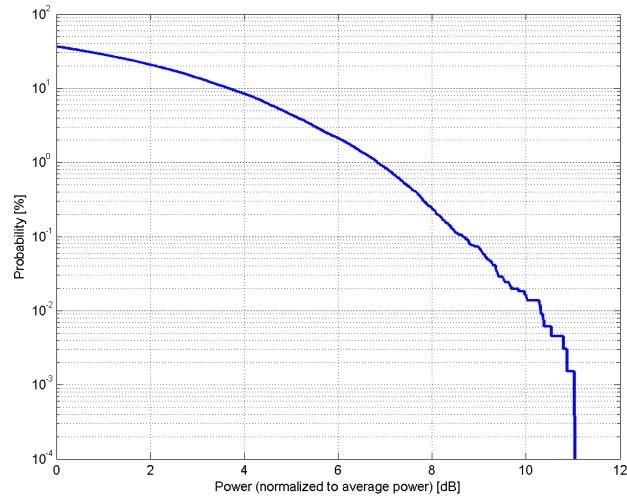
Frequency Band: WLAN 2.4GHz (2412.0 - 2484.0 MHz)
WLAN 5GHz (4915.0 - 5825.0 MHz)
U-NII-1, U-NII-2A (5170 - 5330 MHz)
U-NII-2C Standalone (5490 - 5710 MHz)
U-NII-2C <5.65 GHz (5490 - 5650 MHz)
U-NII-3 Standalone (5735 - 5835 MHz)
U-NII-2C, U-NII-3 (5650 - 5835 MHz)
U-NII-4 (5.825 - 5.925 MHz)
Validation band (0.0 - 6000.0 MHz)

Detailed Specification: Bandwidth: 40MHz
Duty cycle: 99%
MCS: 9
Number of spatial streams: 1
MPDU length: 8192

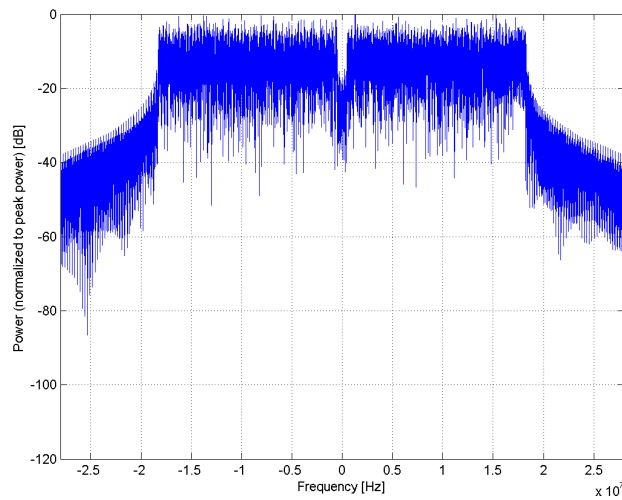
Bandwidth: 40.0 MHz
Integration Time: 0.4 ms

¹ PAR (0.1%) in accordance with FCC KDB 971168, Section 6.0 "Measurement of the Peak-to-Average Power Ratio (PAPR)"

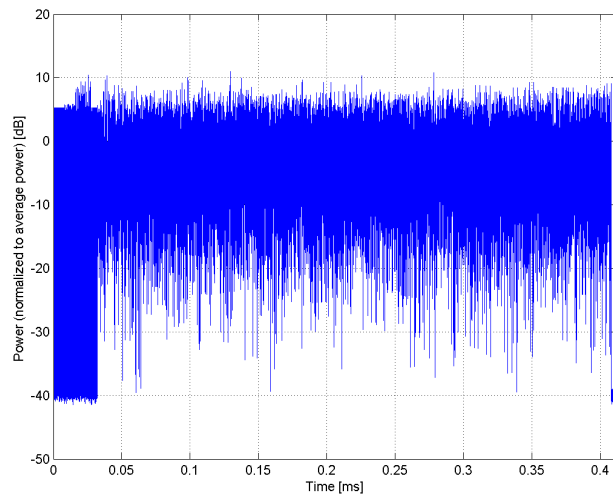
² Modulation Interference Factor (MIF) value valid only in conjunction with advanced probe response linearization calibration for the same communication system (same UID and version).



Complementary Cumulative Distribution Function (CCDF)



Frequency Domain



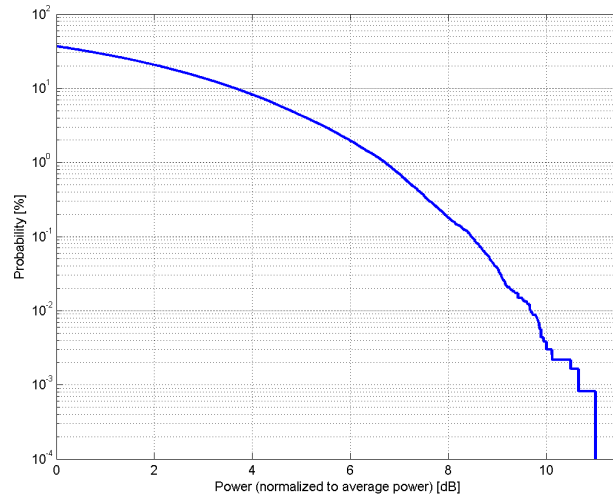
Time Domain

**Calibration Laboratory of
Schmid & Partner
Engineering AG**
Zeughausstrasse 43, 8004 Zurich, Switzerland

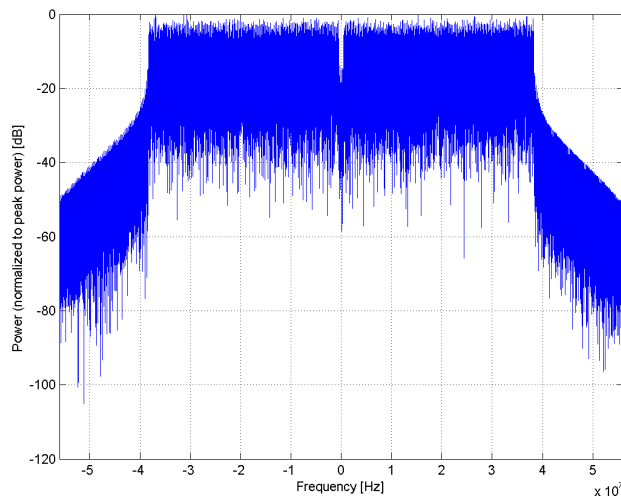
Name:	IEEE 802.11ac WiFi (80MHz, MCS0, 99pc duty cycle)
Group:	WLAN
UID:	10544-AAC
PAR: ¹	8.47 dB
MIF: ²	-13.78 dB
Standard Reference:	IEEE 802.11-2013 FCC OET KDB 248227 D01 802.11 Wi-Fi SAR v02r01
Category:	Random amplitude modulation
Modulation:	BPSK
Frequency Band:	WLAN 2.4GHz (2412.0 - 2484.0 MHz) WLAN 5GHz (4915.0 - 5825.0 MHz) U-NII-1, U-NII-2A (5170 - 5330 MHz) U-NII-2C Standalone (5490 - 5710 MHz) U-NII-2C <5.65 GHz (5490 - 5650 MHz) U-NII-3 Standalone (5735 - 5835 MHz) U-NII-2C, U-NII-3 (5650 - 5835 MHz) U-NII-4 (5.825 - 5.925 MHz) Validation band (0.0 - 6000.0 MHz)
Detailed Specification:	Bandwidth: 80MHz Duty cycle: 99% MCS: 0 Number of spatial streams: 1 MPDU length: 8192
Bandwidth:	80.0 MHz
Integration Time:	2.3 ms

¹ PAR (0.1%) in accordance with FCC KDB 971168, Section 6.0 "Measurement of the Peak-to-Average Power Ratio (PAPR)"

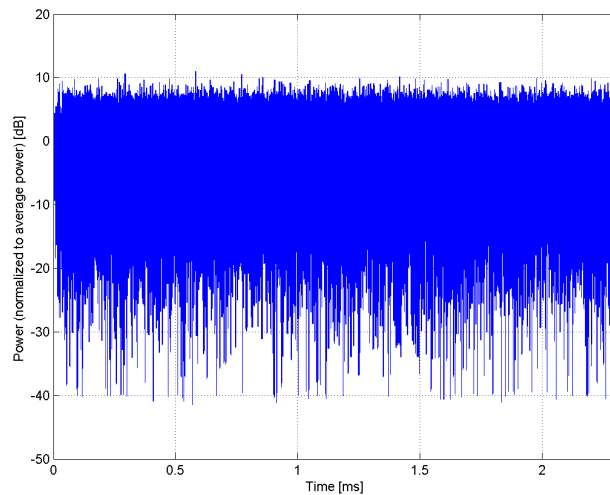
² Modulation Interference Factor (MIF) value valid only in conjunction with advanced probe response linearization calibration for the same communication system (same UID and version).



Complementary Cumulative Distribution Function (CCDF)



Frequency Domain



Time Domain

**Calibration Laboratory of
Schmid & Partner
Engineering AG**
Zeughausstrasse 43, 8004 Zurich, Switzerland

Name: **IEEE 802.11ac WiFi (80MHz, MCS1, 99pc duty cycle)**

Group: WLAN
UID: 10545-AAC

PAR: ¹ **8.55 dB**
MIF: ² **-14.73 dB**

Standard Reference: IEEE 802.11-2013
FCC OET KDB 248227 D01 802.11 Wi-Fi SAR v02r01

Category: Random amplitude modulation

Modulation: QPSK

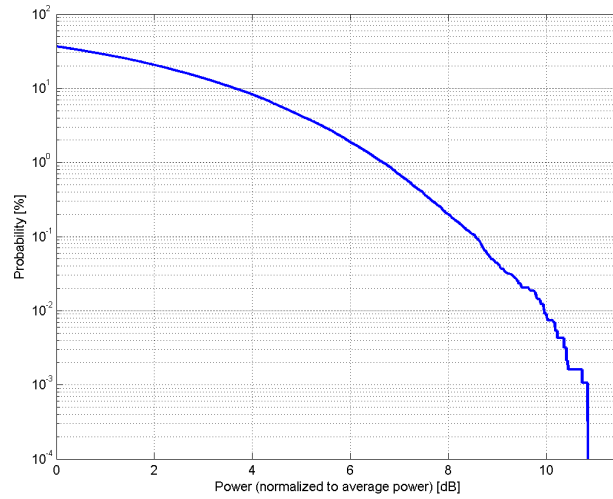
Frequency Band: WLAN 2.4GHz (2412.0 - 2484.0 MHz)
WLAN 5GHz (4915.0 - 5825.0 MHz)
U-NII-1, U-NII-2A (5170 - 5330 MHz)
U-NII-2C Standalone (5490 - 5710 MHz)
U-NII-2C <5.65 GHz (5490 - 5650 MHz)
U-NII-3 Standalone (5735 - 5835 MHz)
U-NII-2C, U-NII-3 (5650 - 5835 MHz)
U-NII-4 (5.825 - 5.925 MHz)
Validation band (0.0 - 6000.0 MHz)

Detailed Specification: Bandwidth: 80MHz
Duty cycle: 99%
MCS: 1
Number of spatial streams: 1
MPDU length: 8192

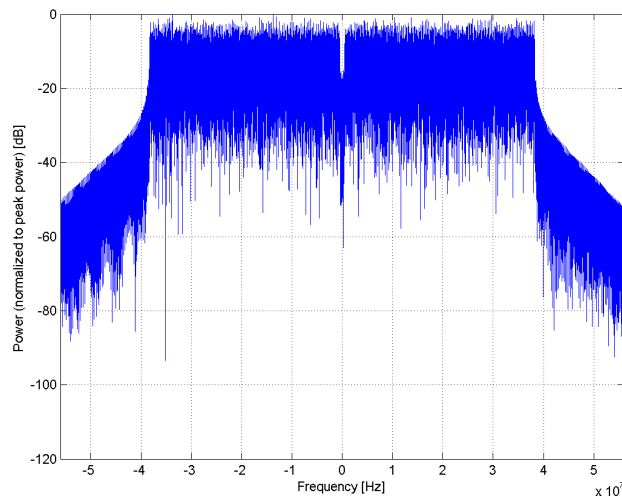
Bandwidth: 80.0 MHz
Integration Time: 1.2 ms

¹ PAR (0.1%) in accordance with FCC KDB 971168, Section 6.0 "Measurement of the Peak-to-Average Power Ratio (PAPR)"

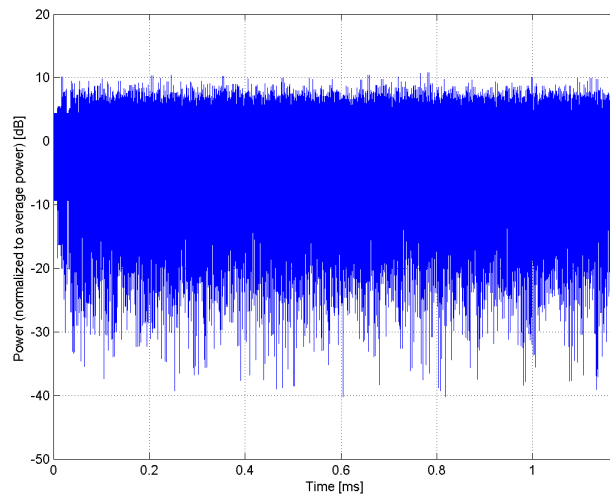
² Modulation Interference Factor (MIF) value valid only in conjunction with advanced probe response linearization calibration for the same communication system (same UID and version).



Complementary Cumulative Distribution Function (CCDF)



Frequency Domain



Time Domain

**Calibration Laboratory of
Schmid & Partner
Engineering AG**
Zeughausstrasse 43, 8004 Zurich, Switzerland

Name: **IEEE 802.11ac WiFi (80MHz, MCS2, 99pc duty cycle)**

Group: WLAN
UID: 10546-AAC

PAR: ¹ **8.35 dB**
MIF: ² **-15.59 dB**

Standard Reference: IEEE 802.11-2013
FCC OET KDB 248227 D01 802.11 Wi-Fi SAR v02r01

Category: Random amplitude modulation

Modulation: QPSK

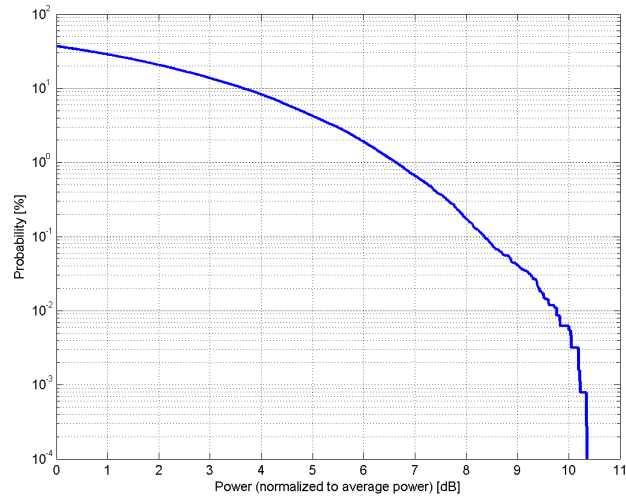
Frequency Band: WLAN 2.4GHz (2412.0 - 2484.0 MHz)
WLAN 5GHz (4915.0 - 5825.0 MHz)
U-NII-1, U-NII-2A (5170 - 5330 MHz)
U-NII-2C Standalone (5490 - 5710 MHz)
U-NII-2C <5.65 GHz (5490 - 5650 MHz)
U-NII-3 Standalone (5735 - 5835 MHz)
U-NII-2C, U-NII-3 (5650 - 5835 MHz)
U-NII-4 (5.825 - 5.925 MHz)
Validation band (0.0 - 6000.0 MHz)

Detailed Specification: Bandwidth: 80MHz
Duty cycle: 99%
MCS: 2
Number of spatial streams: 1
MPDU length: 8192

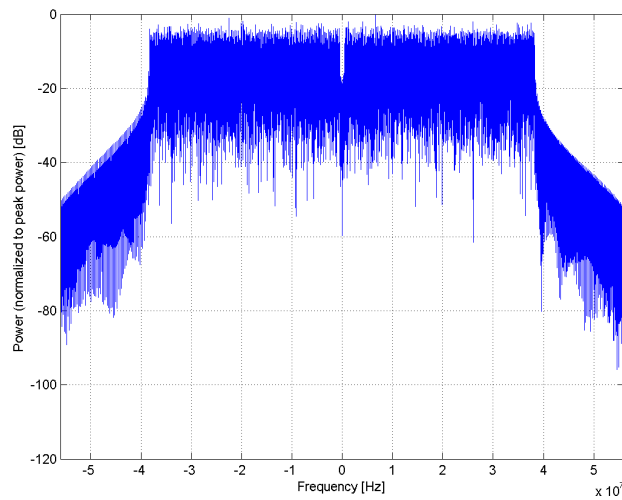
Bandwidth: 80.0 MHz
Integration Time: 0.8 ms

¹ PAR (0.1%) in accordance with FCC KDB 971168, Section 6.0 "Measurement of the Peak-to-Average Power Ratio (PAPR)"

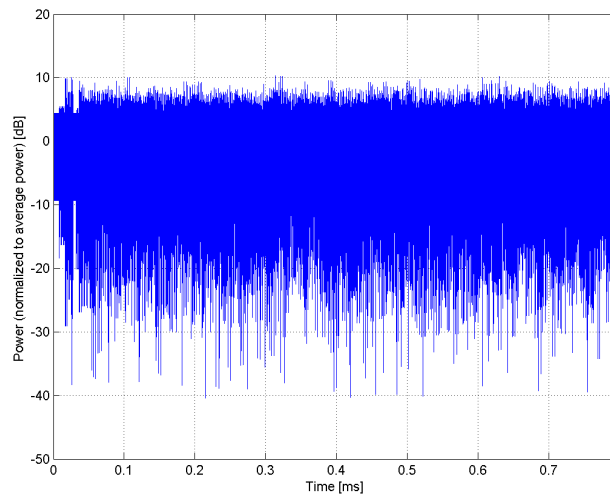
² Modulation Interference Factor (MIF) value valid only in conjunction with advanced probe response linearization calibration for the same communication system (same UID and version).



Complementary Cumulative Distribution Function (CCDF)



Frequency Domain



Time Domain

**Calibration Laboratory of
Schmid & Partner
Engineering AG**
Zeughausstrasse 43, 8004 Zurich, Switzerland

Name: **IEEE 802.11ac WiFi (80MHz, MCS3, 99pc duty cycle)**

Group: WLAN
UID: 10547-AAC

PAR: ¹ **8.49 dB**
MIF: ² **-16.92 dB**

Standard Reference: IEEE 802.11-2013
FCC OET KDB 248227 D01 802.11 Wi-Fi SAR v02r01

Category: Random amplitude modulation

Modulation: 16-QAM

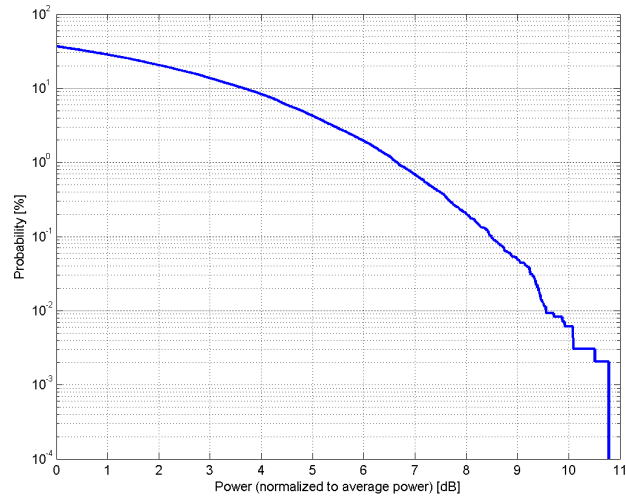
Frequency Band: WLAN 2.4GHz (2412.0 - 2484.0 MHz)
WLAN 5GHz (4915.0 - 5825.0 MHz)
U-NII-1, U-NII-2A (5170 - 5330 MHz)
U-NII-2C Standalone (5490 - 5710 MHz)
U-NII-2C <5.65 GHz (5490 - 5650 MHz)
U-NII-3 Standalone (5735 - 5835 MHz)
U-NII-2C, U-NII-3 (5650 - 5835 MHz)
U-NII-4 (5.825 - 5.925 MHz)
Validation band (0.0 - 6000.0 MHz)

Detailed Specification: Bandwidth: 80MHz
Duty cycle: 99%
MCS: 3
Number of spatial streams: 1
MPDU length: 8192

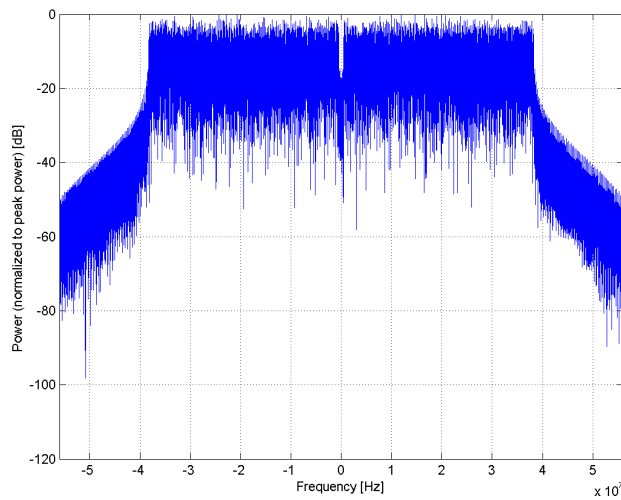
Bandwidth: 80.0 MHz
Integration Time: 0.6 ms

¹ PAR (0.1%) in accordance with FCC KDB 971168, Section 6.0 "Measurement of the Peak-to-Average Power Ratio (PAPR)"

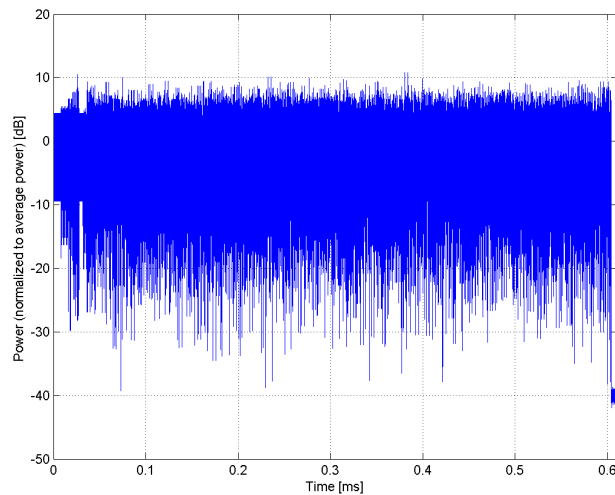
² Modulation Interference Factor (MIF) value valid only in conjunction with advanced probe response linearization calibration for the same communication system (same UID and version).



Complementary Cumulative Distribution Function (CCDF)



Frequency Domain



Time Domain

**Calibration Laboratory of
Schmid & Partner
Engineering AG**
Zeughausstrasse 43, 8004 Zurich, Switzerland

Name: **IEEE 802.11ac WiFi (80MHz, MCS4, 99pc duty cycle)**

Group: WLAN
UID: 10548-AAC

PAR: ¹ **8.37 dB**
MIF: ² **-18.67 dB**

Standard Reference: IEEE 802.11-2013
FCC OET KDB 248227 D01 802.11 Wi-Fi SAR v02r01

Category: Random amplitude modulation

Modulation: 16-QAM

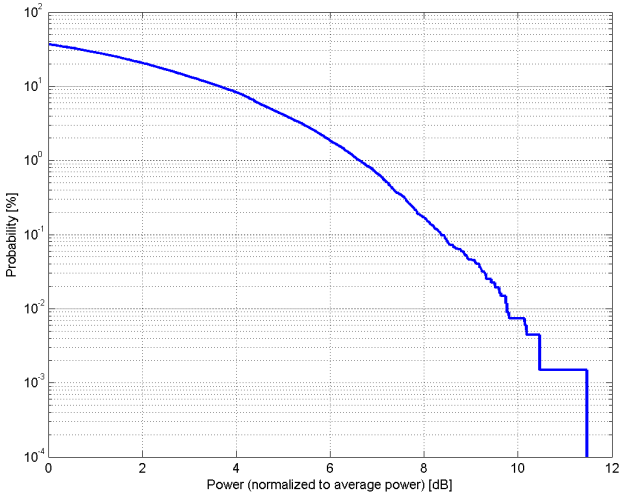
Frequency Band: WLAN 2.4GHz (2412.0 - 2484.0 MHz)
WLAN 5GHz (4915.0 - 5825.0 MHz)
U-NII-1, U-NII-2A (5170 - 5330 MHz)
U-NII-2C Standalone (5490 - 5710 MHz)
U-NII-2C <5.65 GHz (5490 - 5650 MHz)
U-NII-3 Standalone (5735 - 5835 MHz)
U-NII-2C, U-NII-3 (5650 - 5835 MHz)
U-NII-4 (5.825 - 5.925 MHz)
Validation band (0.0 - 6000.0 MHz)

Detailed Specification: Bandwidth: 80MHz
Duty cycle: 99%
MCS: 4
Number of spatial streams: 1
MPDU length: 8192

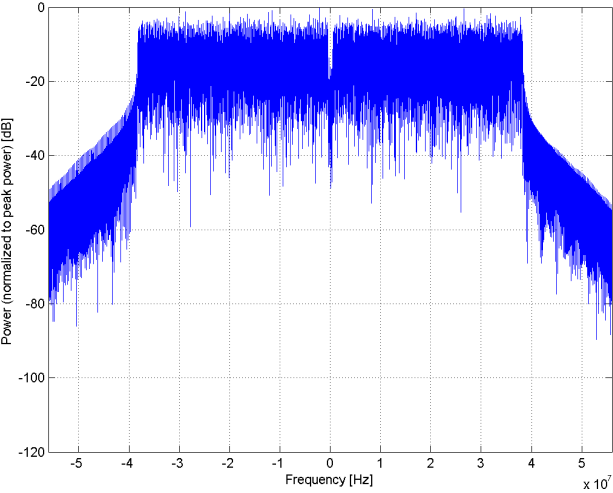
Bandwidth: 80.0 MHz
Integration Time: 0.4 ms

¹ PAR (0.1%) in accordance with FCC KDB 971168, Section 6.0 "Measurement of the Peak-to-Average Power Ratio (PAPR)"

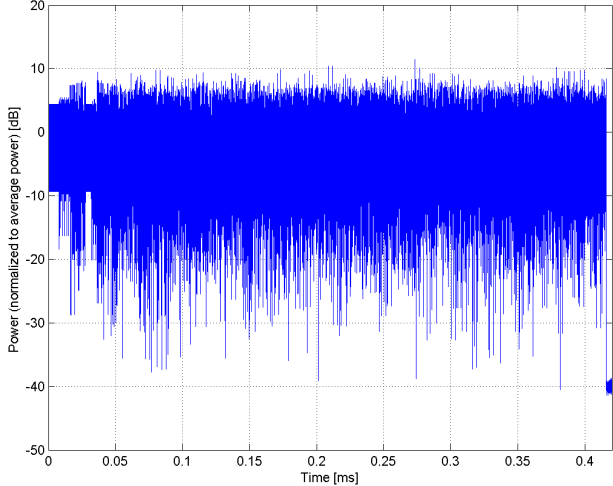
² Modulation Interference Factor (MIF) value valid only in conjunction with advanced probe response linearization calibration for the same communication system (same UID and version).



Complementary Cumulative Distribution Function (CCDF)



Frequency Domain



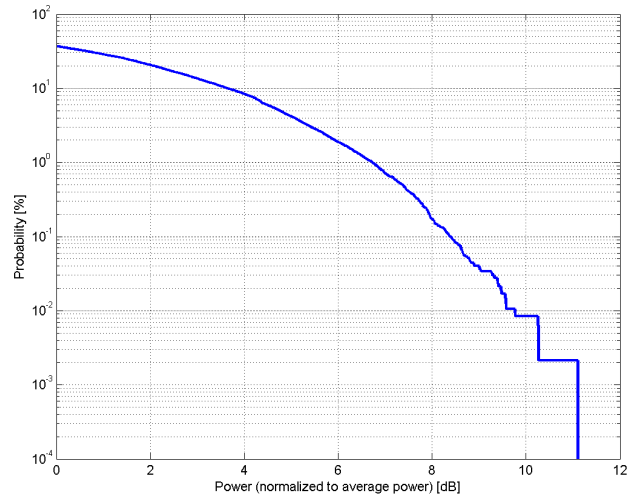
Time Domain

**Calibration Laboratory of
Schmid & Partner
Engineering AG**
Zeughausstrasse 43, 8004 Zurich, Switzerland

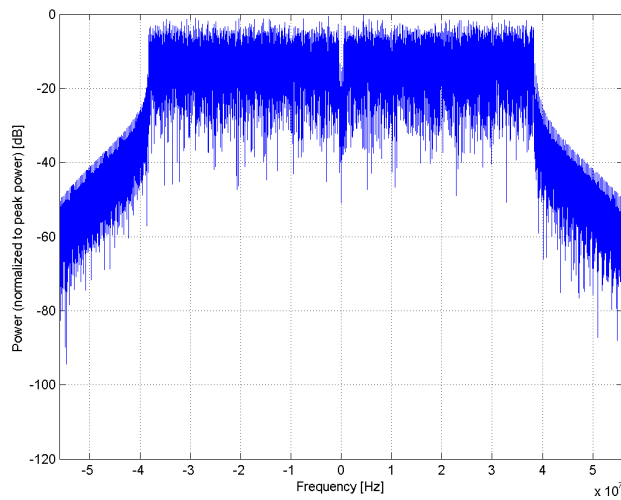
Name:	IEEE 802.11ac WiFi (80MHz, MCS6, 99pc duty cycle)
Group:	WLAN
UID:	10550-AAC
PAR: ¹	8.38 dB
MIF: ²	-19.70 dB
Standard Reference:	IEEE 802.11-2013 FCC OET KDB 248227 D01 802.11 Wi-Fi SAR v02r01
Category:	Random amplitude modulation
Modulation:	64-QAM
Frequency Band:	WLAN 2.4GHz (2412.0 - 2484.0 MHz) WLAN 5GHz (4915.0 - 5825.0 MHz) U-NII-1, U-NII-2A (5170 - 5330 MHz) U-NII-2C Standalone (5490 - 5710 MHz) U-NII-2C <5.65 GHz (5490 - 5650 MHz) U-NII-3 Standalone (5735 - 5835 MHz) U-NII-2C, U-NII-3 (5650 - 5835 MHz) U-NII-4 (5.825 - 5.925 MHz) Validation band (0.0 - 6000.0 MHz)
Detailed Specification:	Bandwidth: 80MHz Duty cycle: 99% MCS: 6 Number of spatial streams: 1 MPDU length: 8192
Bandwidth:	80.0 MHz
Integration Time:	0.3 ms

¹ PAR (0.1%) in accordance with FCC KDB 971168, Section 6.0 "Measurement of the Peak-to-Average Power Ratio (PAPR)"

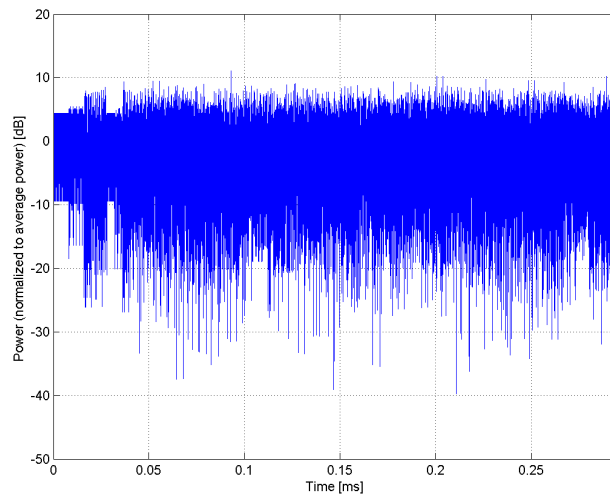
² Modulation Interference Factor (MIF) value valid only in conjunction with advanced probe response linearization calibration for the same communication system (same UID and version).



Complementary Cumulative Distribution Function (CCDF)



Frequency Domain



Time Domain

**Calibration Laboratory of
Schmid & Partner
Engineering AG**
Zeughausstrasse 43, 8004 Zurich, Switzerland

Name: **IEEE 802.11ac WiFi (80MHz, MCS7, 99pc duty cycle)**

Group: WLAN
UID: 10551-AAC

PAR: ¹ **8.50 dB**
MIF: ² **-19.55 dB**

Standard Reference: IEEE 802.11-2013
FCC OET KDB 248227 D01 802.11 Wi-Fi SAR v02r01

Category: Random amplitude modulation

Modulation: 64-QAM

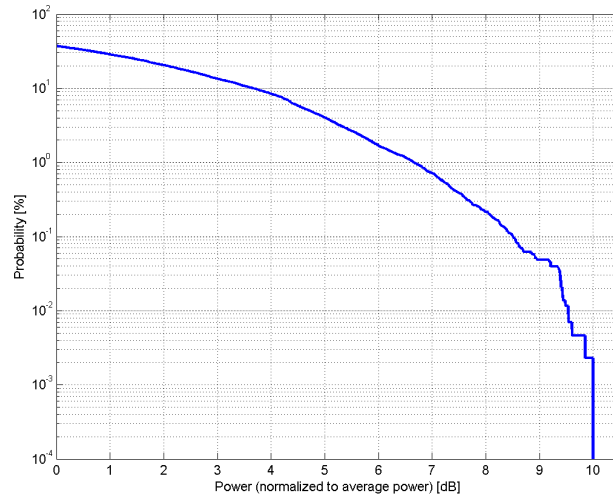
Frequency Band: WLAN 2.4GHz (2412.0 - 2484.0 MHz)
WLAN 5GHz (4915.0 - 5825.0 MHz)
U-NII-1, U-NII-2A (5170 - 5330 MHz)
U-NII-2C Standalone (5490 - 5710 MHz)
U-NII-2C <5.65 GHz (5490 - 5650 MHz)
U-NII-3 Standalone (5735 - 5835 MHz)
U-NII-2C, U-NII-3 (5650 - 5835 MHz)
U-NII-4 (5.825 - 5.925 MHz)
Validation band (0.0 - 6000.0 MHz)

Detailed Specification: Bandwidth: 80MHz
Duty cycle: 99%
MCS: 7
Number of spatial streams: 1
MPDU length: 8192

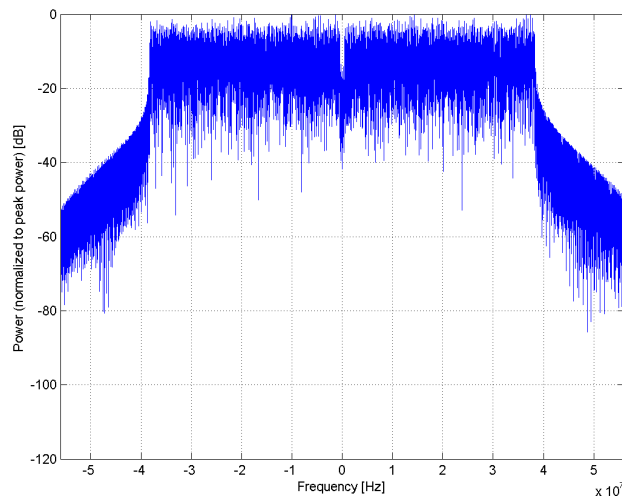
Bandwidth: 80.0 MHz
Integration Time: 0.3 ms

¹ PAR (0.1%) in accordance with FCC KDB 971168, Section 6.0 "Measurement of the Peak-to-Average Power Ratio (PAPR)"

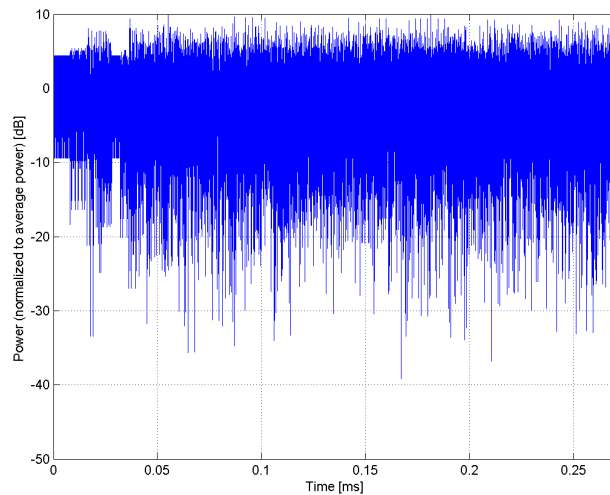
² Modulation Interference Factor (MIF) value valid only in conjunction with advanced probe response linearization calibration for the same communication system (same UID and version).



Complementary Cumulative Distribution Function (CCDF)



Frequency Domain



Time Domain

**Calibration Laboratory of
Schmid & Partner
Engineering AG**
Zeughausstrasse 43, 8004 Zurich, Switzerland

Name: **IEEE 802.11ac WiFi (80MHz, MCS8, 99pc duty cycle)**

Group: WLAN
UID: 10552-AAC

PAR: ¹ **8.42 dB**
MIF: ² **-21.54 dB**

Standard Reference: IEEE 802.11-2013
FCC OET KDB 248227 D01 802.11 Wi-Fi SAR v02r01

Category: Random amplitude modulation

Modulation: 256-QAM

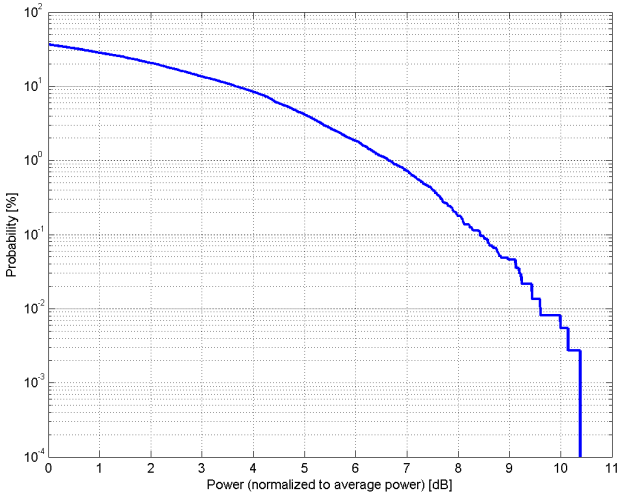
Frequency Band: WLAN 2.4GHz (2412.0 - 2484.0 MHz)
WLAN 5GHz (4915.0 - 5825.0 MHz)
U-NII-1, U-NII-2A (5170 - 5330 MHz)
U-NII-2C Standalone (5490 - 5710 MHz)
U-NII-2C <5.65 GHz (5490 - 5650 MHz)
U-NII-3 Standalone (5735 - 5835 MHz)
U-NII-2C, U-NII-3 (5650 - 5835 MHz)
U-NII-4 (5.825 - 5.925 MHz)
Validation band (0.0 - 6000.0 MHz)

Detailed Specification: Bandwidth: 80MHz
Duty cycle: 99%
MCS: 8
Number of spatial streams: 1
MPDU length: 8192

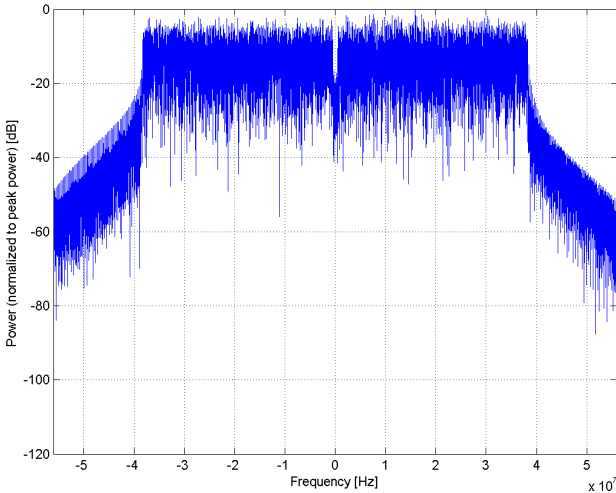
Bandwidth: 80.0 MHz
Integration Time: 0.2 ms

¹ PAR (0.1%) in accordance with FCC KDB 971168, Section 6.0 "Measurement of the Peak-to-Average Power Ratio (PAPR)"

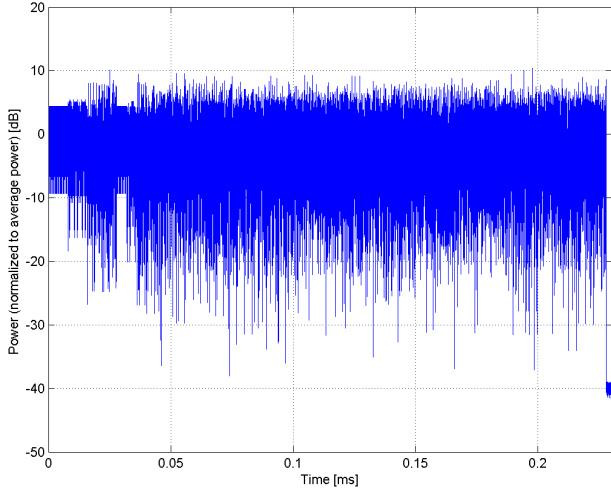
² Modulation Interference Factor (MIF) value valid only in conjunction with advanced probe response linearization calibration for the same communication system (same UID and version).



Complementary Cumulative Distribution Function (CCDF)



Frequency Domain



Time Domain

**Calibration Laboratory of
Schmid & Partner
Engineering AG**
Zeughausstrasse 43, 8004 Zurich, Switzerland

Name: **IEEE 802.11ac WiFi (80MHz, MCS9, 99pc duty cycle)**

Group: WLAN
UID: 10553-AAC

PAR: ¹ **8.45 dB**
MIF: ² **-23.01 dB**

Standard Reference: IEEE 802.11-2013
FCC OET KDB 248227 D01 802.11 Wi-Fi SAR v02r01

Category: Random amplitude modulation

Modulation: 256-QAM

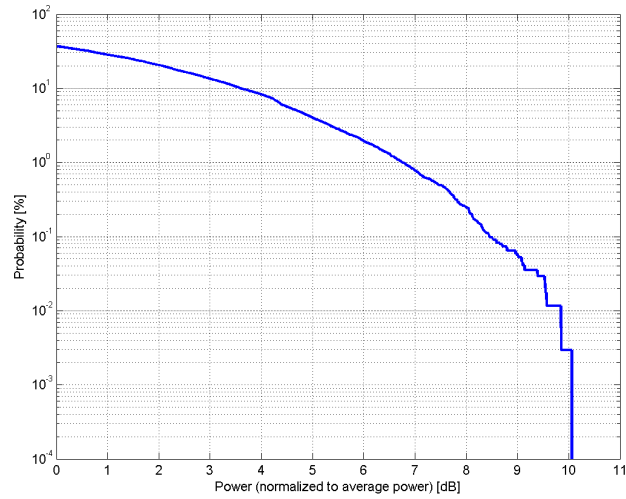
Frequency Band: WLAN 2.4GHz (2412.0 - 2484.0 MHz)
WLAN 5GHz (4915.0 - 5825.0 MHz)
U-NII-1, U-NII-2A (5170 - 5330 MHz)
U-NII-2C Standalone (5490 - 5710 MHz)
U-NII-2C <5.65 GHz (5490 - 5650 MHz)
U-NII-3 Standalone (5735 - 5835 MHz)
U-NII-2C, U-NII-3 (5650 - 5835 MHz)
U-NII-4 (5.825 - 5.925 MHz)
Validation band (0.0 - 6000.0 MHz)

Detailed Specification: Bandwidth: 80MHz
Duty cycle: 99%
MCS: 9
Number of spatial streams: 1
MPDU length: 8192

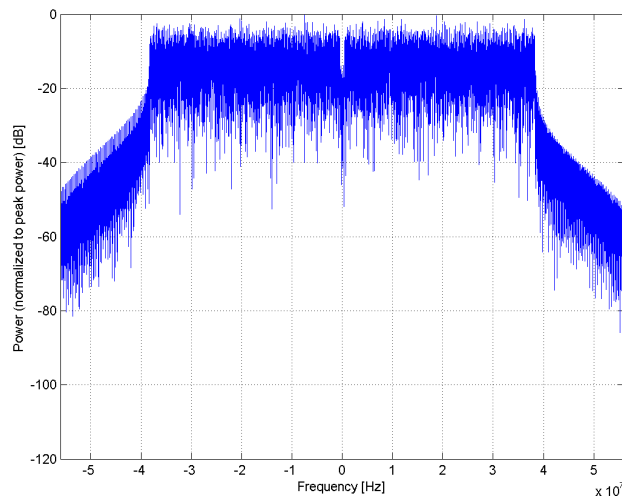
Bandwidth: 80.0 MHz
Integration Time: 0.2 ms

¹ PAR (0.1%) in accordance with FCC KDB 971168, Section 6.0 "Measurement of the Peak-to-Average Power Ratio (PAPR)"

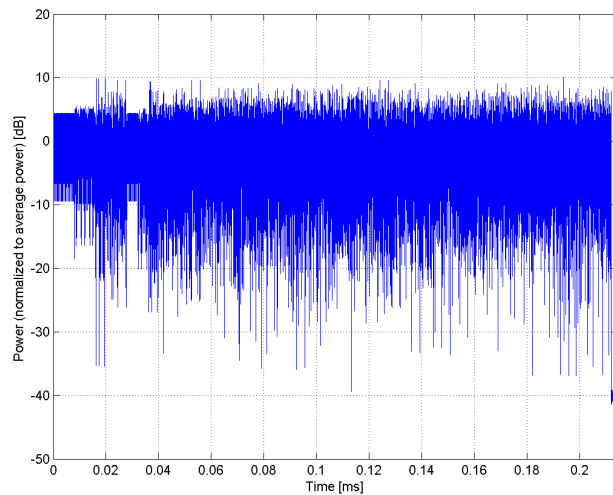
² Modulation Interference Factor (MIF) value valid only in conjunction with advanced probe response linearization calibration for the same communication system (same UID and version).



Complementary Cumulative Distribution Function (CCDF)



Frequency Domain



Time Domain

**Calibration Laboratory of
Schmid & Partner
Engineering AG**
Zeughausstrasse 43, 8004 Zurich, Switzerland

Name: **IEEE 802.11ac WiFi (160MHz, MCS0, 99pc duty cycle)**

Group: WLAN
UID: 10554-AAD

PAR: ¹ **8.48 dB**
MIF: ² **-12.12 dB**

Standard Reference: IEEE 802.11-2013
FCC OET KDB 248227 D01 802.11 Wi-Fi SAR v02r01

Category: Random amplitude modulation

Modulation: BPSK

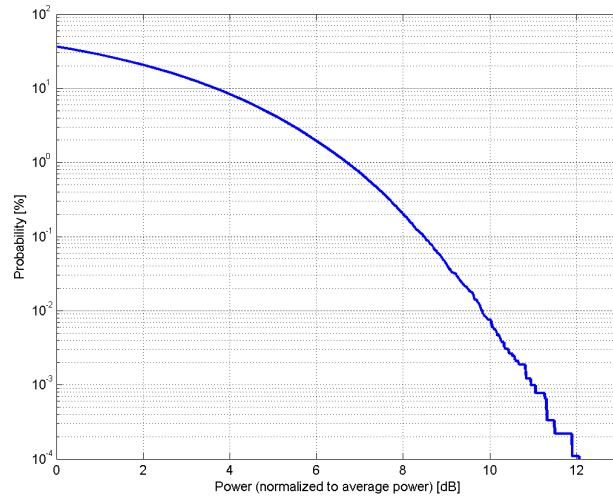
Frequency Band: WLAN 2.4GHz (2412.0 - 2484.0 MHz)
WLAN 5GHz (4915.0 - 5825.0 MHz)
U-NII-1, U-NII-2A (5170 - 5330 MHz)
U-NII-2C Standalone (5490 - 5710 MHz)
U-NII-2C <5.65 GHz (5490 - 5650 MHz)
U-NII-3 Standalone (5735 - 5835 MHz)
U-NII-2C, U-NII-3 (5650 - 5835 MHz)
U-NII-4 (5.825 - 5.925 MHz)
Validation band (0.0 - 6000.0 MHz)

Detailed Specification: Bandwidth: 160MHz
Duty cycle: 99%
MCS: 0
Number of spatial streams: 1
MPDU length: 32768

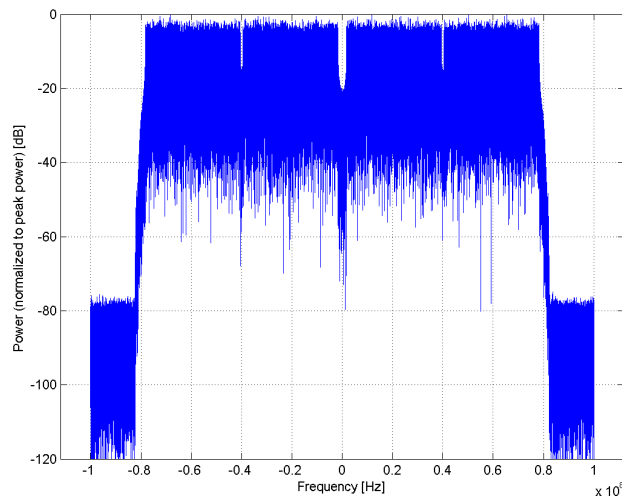
Bandwidth: 160.0 MHz
Integration Time: 4.6 ms

¹ PAR (0.1%) in accordance with FCC KDB 971168, Section 6.0 "Measurement of the Peak-to-Average Power Ratio (PAPR)"

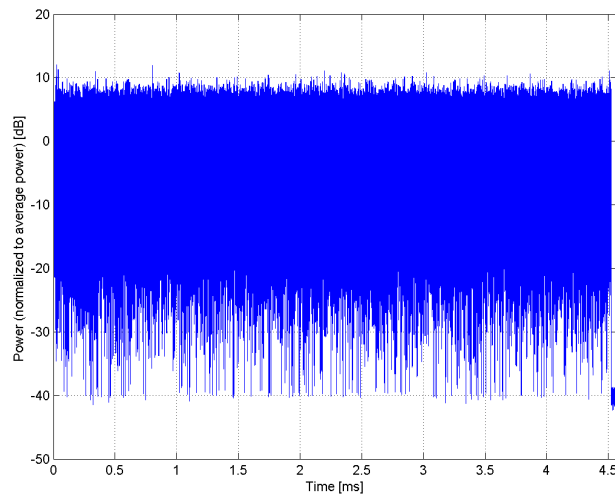
² Modulation Interference Factor (MIF) value valid only in conjunction with advanced probe response linearization calibration for the same communication system (same UID and version).



Complementary Cumulative Distribution Function (CCDF)



Frequency Domain



Time Domain

**Calibration Laboratory of
Schmid & Partner
Engineering AG**
Zeughausstrasse 43, 8004 Zurich, Switzerland

Name: **IEEE 802.11ac WiFi (160MHz, MCS1, 99pc duty cycle)**

Group: WLAN
UID: 10555-AAD

PAR: ¹ **8.47 dB**
MIF: ² **-13.15 dB**

Standard Reference: IEEE 802.11-2013
FCC OET KDB 248227 D01 802.11 Wi-Fi SAR v02r01

Category: Random amplitude modulation

Modulation: QPSK

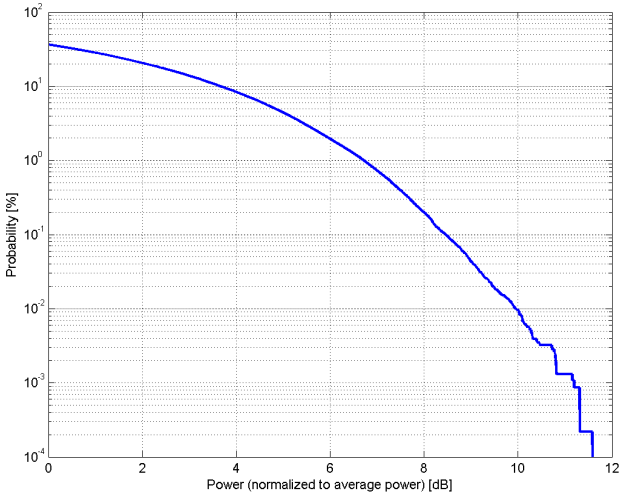
Frequency Band: WLAN 2.4GHz (2412.0 - 2484.0 MHz)
WLAN 5GHz (4915.0 - 5825.0 MHz)
U-NII-1, U-NII-2A (5170 - 5330 MHz)
U-NII-2C Standalone (5490 - 5710 MHz)
U-NII-2C <5.65 GHz (5490 - 5650 MHz)
U-NII-3 Standalone (5735 - 5835 MHz)
U-NII-2C, U-NII-3 (5650 - 5835 MHz)
U-NII-4 (5.825 - 5.925 MHz)
Validation band (0.0 - 6000.0 MHz)

Detailed Specification: Bandwidth: 160MHz
Duty cycle: 99%
MCS: 1
Number of spatial streams: 1
MPDU length: 32768

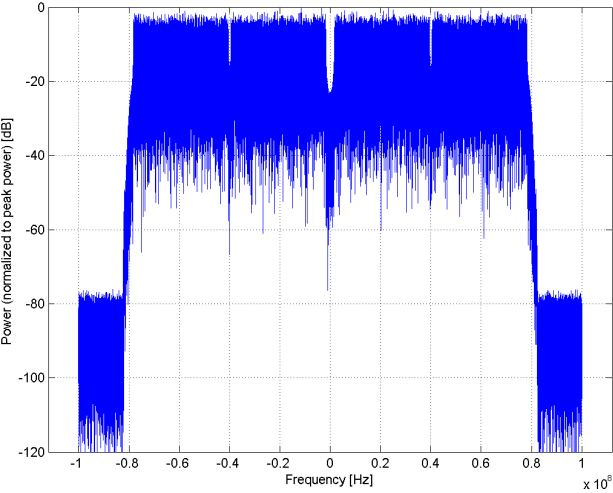
Bandwidth: 160.0 MHz
Integration Time: 2.3 ms

¹ PAR (0.1%) in accordance with FCC KDB 971168, Section 6.0 "Measurement of the Peak-to-Average Power Ratio (PAPR)"

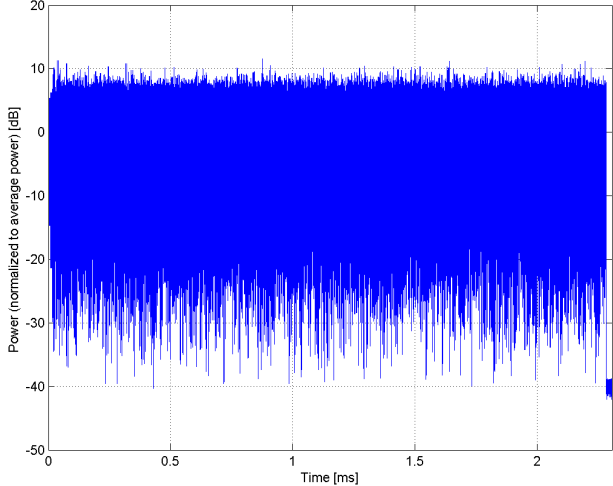
² Modulation Interference Factor (MIF) value valid only in conjunction with advanced probe response linearization calibration for the same communication system (same UID and version).



Complementary Cumulative Distribution Function (CCDF)



Frequency Domain



Time Domain

**Calibration Laboratory of
Schmid & Partner
Engineering AG**
Zeughausstrasse 43, 8004 Zurich, Switzerland

Name: **IEEE 802.11ac WiFi (160MHz, MCS2, 99pc duty cycle)**

Group: WLAN
UID: 10556-AAD

PAR: ¹ **8.50 dB**
MIF: ² **-13.55 dB**

Standard Reference: IEEE 802.11-2013
FCC OET KDB 248227 D01 802.11 Wi-Fi SAR v02r01

Category: Random amplitude modulation

Modulation: QPSK

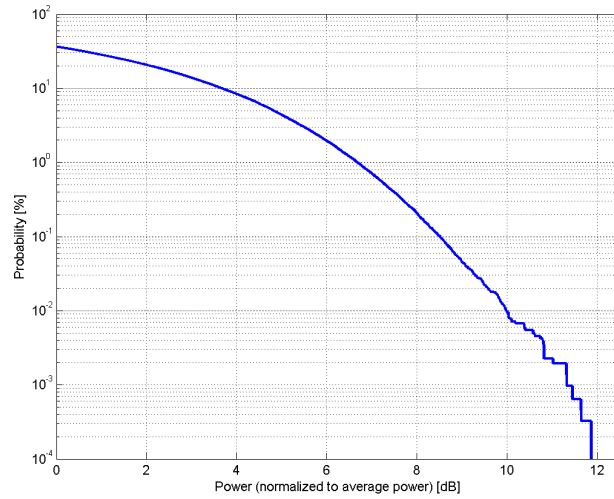
Frequency Band: WLAN 2.4GHz (2412.0 - 2484.0 MHz)
WLAN 5GHz (4915.0 - 5825.0 MHz)
U-NII-1, U-NII-2A (5170 - 5330 MHz)
U-NII-2C Standalone (5490 - 5710 MHz)
U-NII-2C <5.65 GHz (5490 - 5650 MHz)
U-NII-3 Standalone (5735 - 5835 MHz)
U-NII-2C, U-NII-3 (5650 - 5835 MHz)
U-NII-4 (5.825 - 5.925 MHz)
Validation band (0.0 - 6000.0 MHz)

Detailed Specification: Bandwidth: 160MHz
Duty cycle: 99%
MCS: 2
Number of spatial streams: 1
MPDU length: 32768

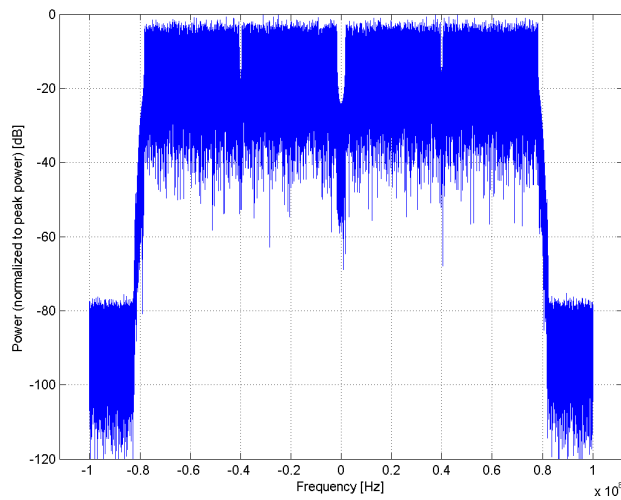
Bandwidth: 160.0 MHz
Integration Time: 1.6 ms

¹ PAR (0.1%) in accordance with FCC KDB 971168, Section 6.0 "Measurement of the Peak-to-Average Power Ratio (PAPR)"

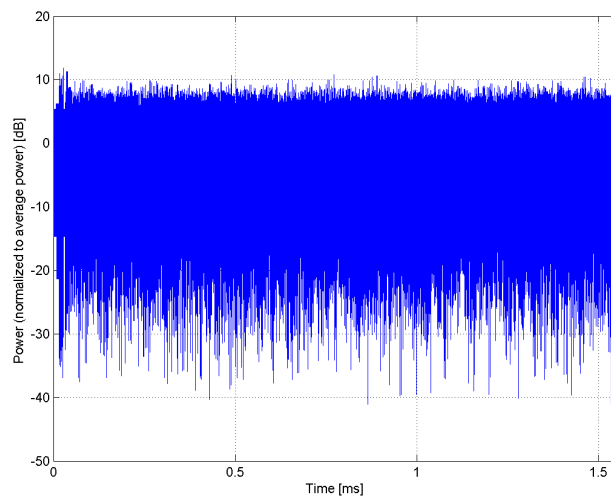
² Modulation Interference Factor (MIF) value valid only in conjunction with advanced probe response linearization calibration for the same communication system (same UID and version).



Complementary Cumulative Distribution Function (CCDF)



Frequency Domain



Time Domain

**Calibration Laboratory of
Schmid & Partner
Engineering AG**
Zeughausstrasse 43, 8004 Zurich, Switzerland

Name: **IEEE 802.11ac WiFi (160MHz, MCS3, 99pc duty cycle)**

Group: WLAN
UID: 10557-AAD

PAR: ¹ **8.52 dB**
MIF: ² **-13.89 dB**

Standard Reference: IEEE 802.11-2013
FCC OET KDB 248227 D01 802.11 Wi-Fi SAR v02r01

Category: Random amplitude modulation

Modulation: 16-QAM

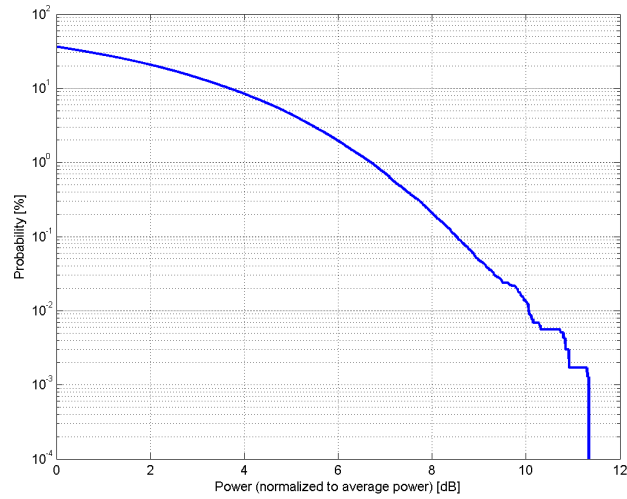
Frequency Band: WLAN 2.4GHz (2412.0 - 2484.0 MHz)
WLAN 5GHz (4915.0 - 5825.0 MHz)
U-NII-1, U-NII-2A (5170 - 5330 MHz)
U-NII-2C Standalone (5490 - 5710 MHz)
U-NII-2C <5.65 GHz (5490 - 5650 MHz)
U-NII-3 Standalone (5735 - 5835 MHz)
U-NII-2C, U-NII-3 (5650 - 5835 MHz)
U-NII-4 (5.825 - 5.925 MHz)
Validation band (0.0 - 6000.0 MHz)

Detailed Specification: Bandwidth: 160MHz
Duty cycle: 99%
MCS: 3
Number of spatial streams: 1
MPDU length: 32768

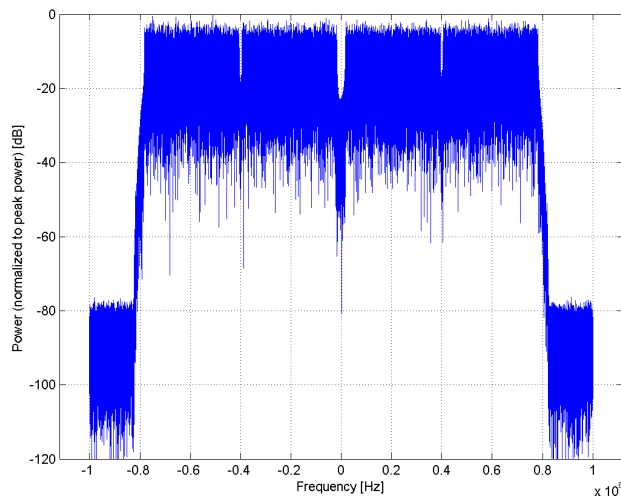
Bandwidth: 160.0 MHz
Integration Time: 1.2 ms

¹ PAR (0.1%) in accordance with FCC KDB 971168, Section 6.0 "Measurement of the Peak-to-Average Power Ratio (PAPR)"

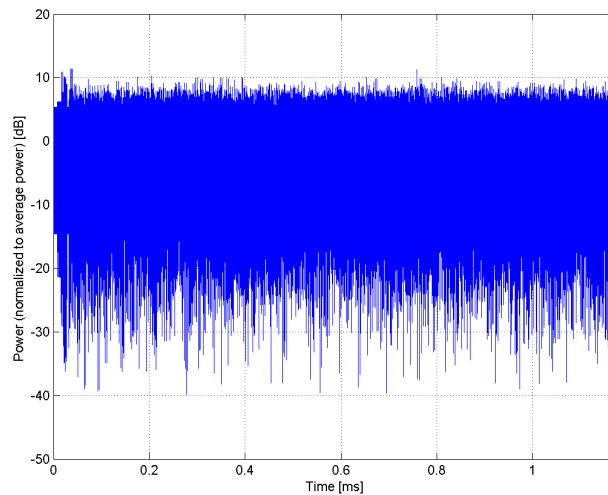
² Modulation Interference Factor (MIF) value valid only in conjunction with advanced probe response linearization calibration for the same communication system (same UID and version).



Complementary Cumulative Distribution Function (CCDF)



Frequency Domain



Time Domain

**Calibration Laboratory of
Schmid & Partner
Engineering AG**
Zeughausstrasse 43, 8004 Zurich, Switzerland

Name: **IEEE 802.11ac WiFi (160MHz, MCS4, 99pc duty cycle)**

Group: WLAN
UID: 10558-AAD

PAR: ¹ **8.61 dB**
MIF: ² **-14.15 dB**

Standard Reference: IEEE 802.11-2013
FCC OET KDB 248227 D01 802.11 Wi-Fi SAR v02r01

Category: Random amplitude modulation

Modulation: 16-QAM

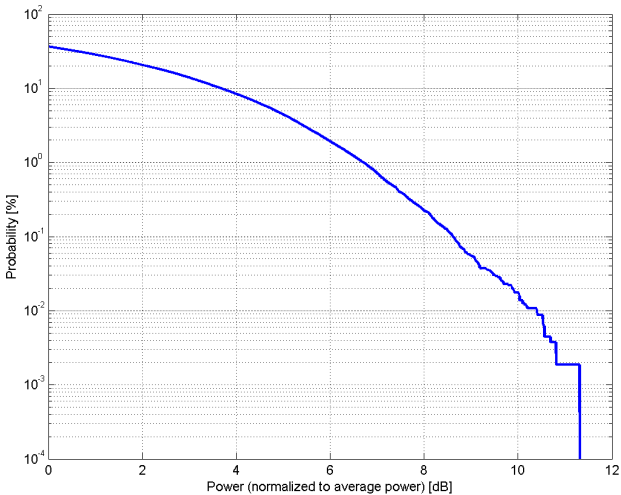
Frequency Band: WLAN 2.4GHz (2412.0 - 2484.0 MHz)
WLAN 5GHz (4915.0 - 5825.0 MHz)
U-NII-1, U-NII-2A (5170 - 5330 MHz)
U-NII-2C Standalone (5490 - 5710 MHz)
U-NII-2C <5.65 GHz (5490 - 5650 MHz)
U-NII-3 Standalone (5735 - 5835 MHz)
U-NII-2C, U-NII-3 (5650 - 5835 MHz)
U-NII-4 (5.825 - 5.925 MHz)
Validation band (0.0 - 6000.0 MHz)

Detailed Specification: Bandwidth: 160MHz
Duty cycle: 99%
MCS: 4
Number of spatial streams: 1
MPDU length: 32768

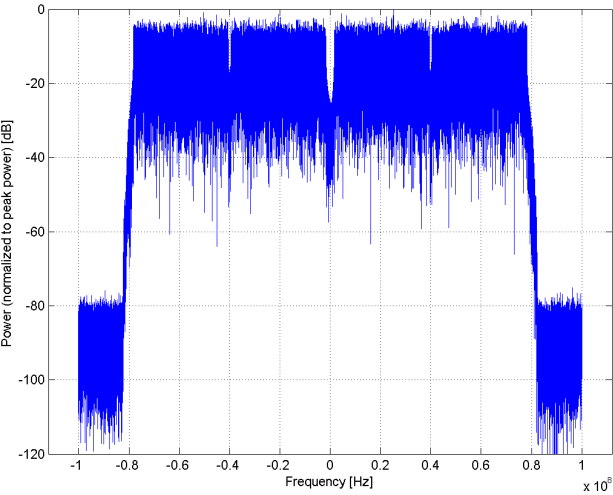
Bandwidth: 160.0 MHz
Integration Time: 0.8 ms

¹ PAR (0.1%) in accordance with FCC KDB 971168, Section 6.0 "Measurement of the Peak-to-Average Power Ratio (PAPR)"

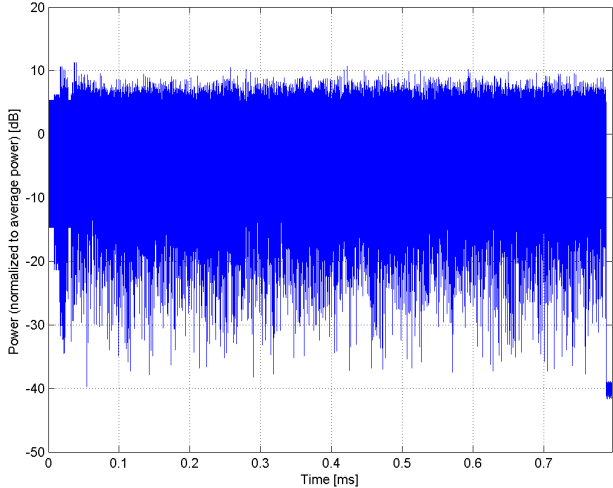
² Modulation Interference Factor (MIF) value valid only in conjunction with advanced probe response linearization calibration for the same communication system (same UID and version).



Complementary Cumulative Distribution Function (CCDF)



Frequency Domain



Time Domain

**Calibration Laboratory of
Schmid & Partner
Engineering AG**
Zeughausstrasse 43, 8004 Zurich, Switzerland

Name: **IEEE 802.11ac WiFi (160MHz, MCS6, 99pc duty cycle)**

Group: WLAN
UID: 10560-AAD

PAR: ¹ **8.73 dB**
MIF: ² **-14.69 dB**

Standard Reference: IEEE 802.11-2013
FCC OET KDB 248227 D01 802.11 Wi-Fi SAR v02r01

Category: Random amplitude modulation

Modulation: 64-QAM

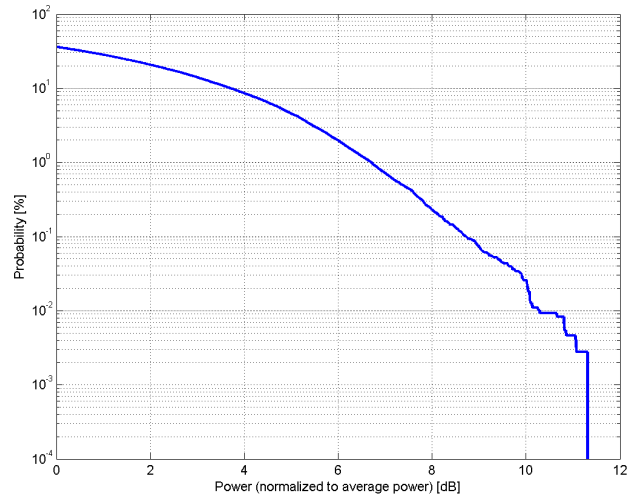
Frequency Band: WLAN 2.4GHz (2412.0 - 2484.0 MHz)
WLAN 5GHz (4915.0 - 5825.0 MHz)
U-NII-1, U-NII-2A (5170 - 5330 MHz)
U-NII-2C Standalone (5490 - 5710 MHz)
U-NII-2C <5.65 GHz (5490 - 5650 MHz)
U-NII-3 Standalone (5735 - 5835 MHz)
U-NII-2C, U-NII-3 (5650 - 5835 MHz)
U-NII-4 (5.825 - 5.925 MHz)
Validation band (0.0 - 6000.0 MHz)

Detailed Specification: Bandwidth: 160MHz
Duty cycle: 99%
MCS: 6
Number of spatial streams: 1
MPDU length: 32768

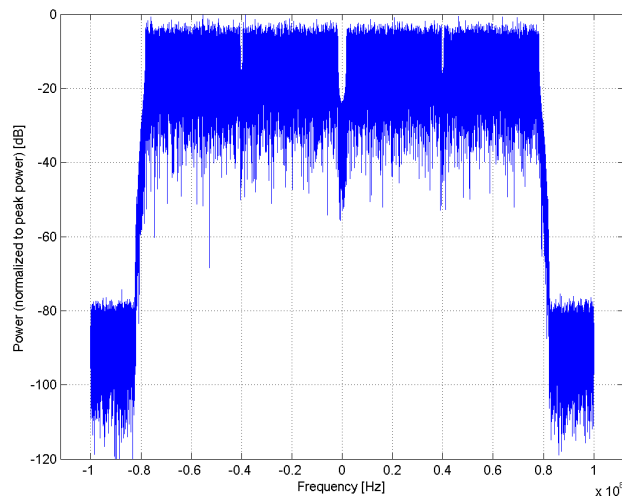
Bandwidth: 160.0 MHz
Integration Time: 0.5 ms

¹ PAR (0.1%) in accordance with FCC KDB 971168, Section 6.0 "Measurement of the Peak-to-Average Power Ratio (PAPR)"

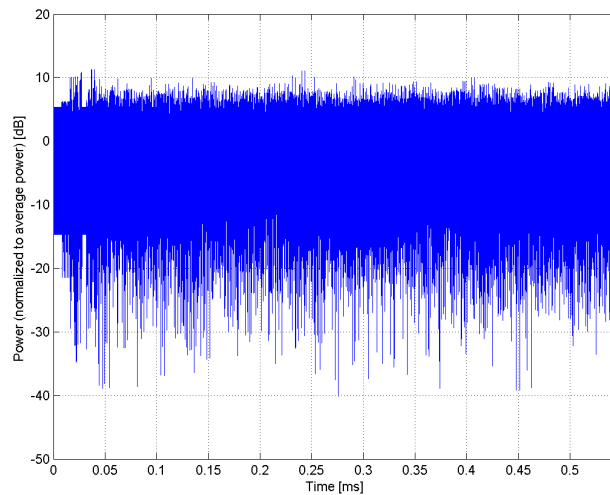
² Modulation Interference Factor (MIF) value valid only in conjunction with advanced probe response linearization calibration for the same communication system (same UID and version).



Complementary Cumulative Distribution Function (CCDF)



Frequency Domain



Time Domain

**Calibration Laboratory of
Schmid & Partner
Engineering AG**
Zeughausstrasse 43, 8004 Zurich, Switzerland

Name: **IEEE 802.11ac WiFi (160MHz, MCS7, 99pc duty cycle)**

Group: WLAN
UID: 10561-AAD

PAR: ¹ **8.56 dB**
MIF: ² **-15.13 dB**

Standard Reference: IEEE 802.11-2013
FCC OET KDB 248227 D01 802.11 Wi-Fi SAR v02r01

Category: Random amplitude modulation

Modulation: 64-QAM

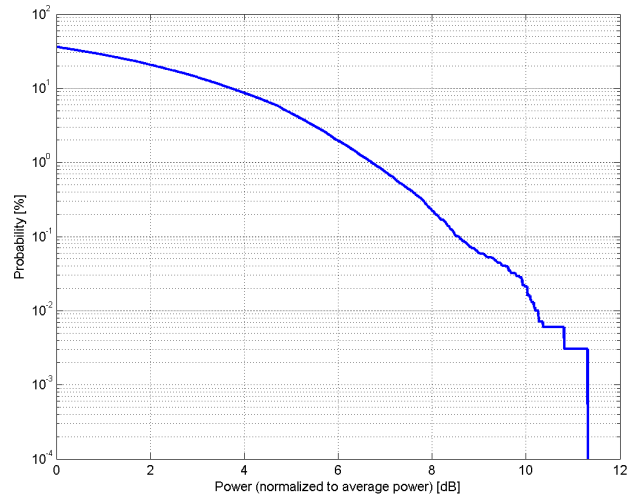
Frequency Band: WLAN 2.4GHz (2412.0 - 2484.0 MHz)
WLAN 5GHz (4915.0 - 5825.0 MHz)
U-NII-1, U-NII-2A (5170 - 5330 MHz)
U-NII-2C Standalone (5490 - 5710 MHz)
U-NII-2C <5.65 GHz (5490 - 5650 MHz)
U-NII-3 Standalone (5735 - 5835 MHz)
U-NII-2C, U-NII-3 (5650 - 5835 MHz)
U-NII-4 (5.825 - 5.925 MHz)
Validation band (0.0 - 6000.0 MHz)

Detailed Specification: Bandwidth: 160MHz
Duty cycle: 99%
MCS: 7
Number of spatial streams: 1
MPDU length: 32768

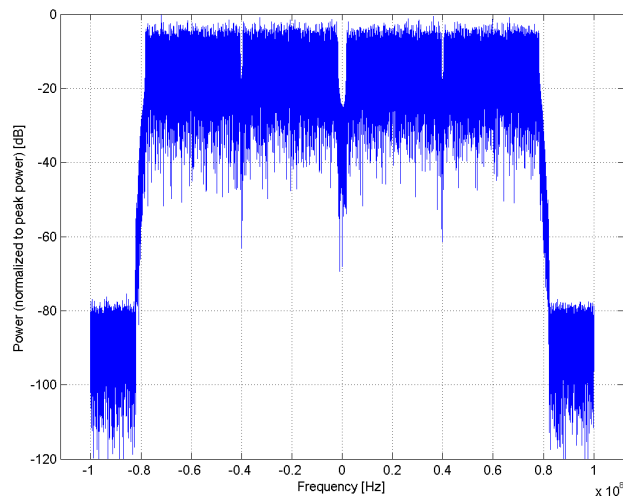
Bandwidth: 160.0 MHz
Integration Time: 0.5 ms

¹ PAR (0.1%) in accordance with FCC KDB 971168, Section 6.0 "Measurement of the Peak-to-Average Power Ratio (PAPR)"

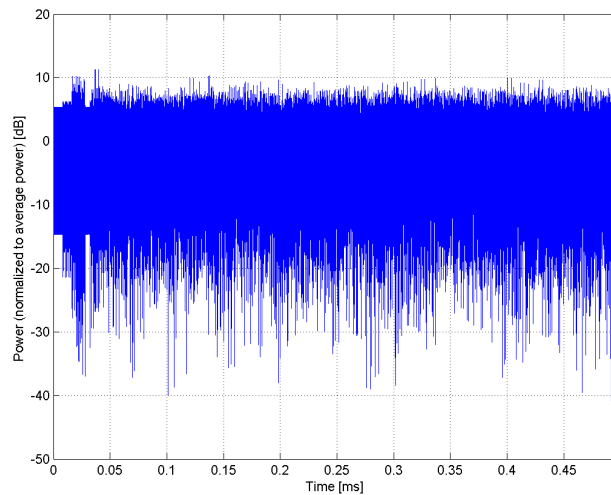
² Modulation Interference Factor (MIF) value valid only in conjunction with advanced probe response linearization calibration for the same communication system (same UID and version).



Complementary Cumulative Distribution Function (CCDF)



Frequency Domain



Time Domain

**Calibration Laboratory of
Schmid & Partner
Engineering AG**
Zeughausstrasse 43, 8004 Zurich, Switzerland

Name: **IEEE 802.11ac WiFi (160MHz, MCS8, 99pc duty cycle)**

Group: WLAN
UID: 10562-AAD

PAR: ¹ **8.69 dB**
MIF: ² **-15.04 dB**

Standard Reference: IEEE 802.11-2013
FCC OET KDB 248227 D01 802.11 Wi-Fi SAR v02r01

Category: Random amplitude modulation

Modulation: 256-QAM

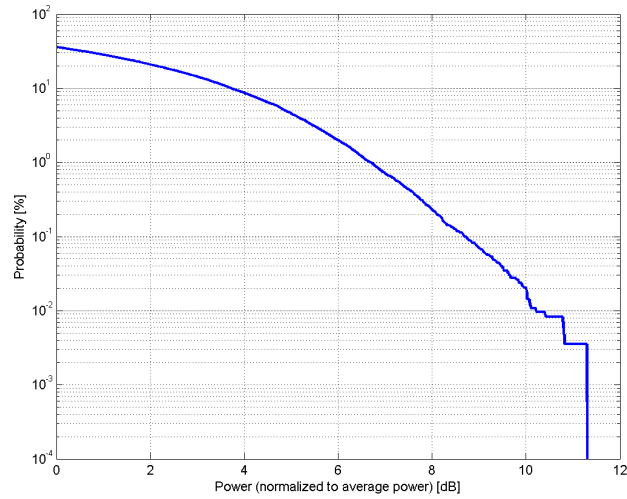
Frequency Band: WLAN 2.4GHz (2412.0 - 2484.0 MHz)
WLAN 5GHz (4915.0 - 5825.0 MHz)
U-NII-1, U-NII-2A (5170 - 5330 MHz)
U-NII-2C Standalone (5490 - 5710 MHz)
U-NII-2C <5.65 GHz (5490 - 5650 MHz)
U-NII-3 Standalone (5735 - 5835 MHz)
U-NII-2C, U-NII-3 (5650 - 5835 MHz)
U-NII-4 (5.825 - 5.925 MHz)
Validation band (0.0 - 6000.0 MHz)

Detailed Specification: Bandwidth: 160MHz
Duty cycle: 99%
MCS: 8
Number of spatial streams: 1
MPDU length: 32768

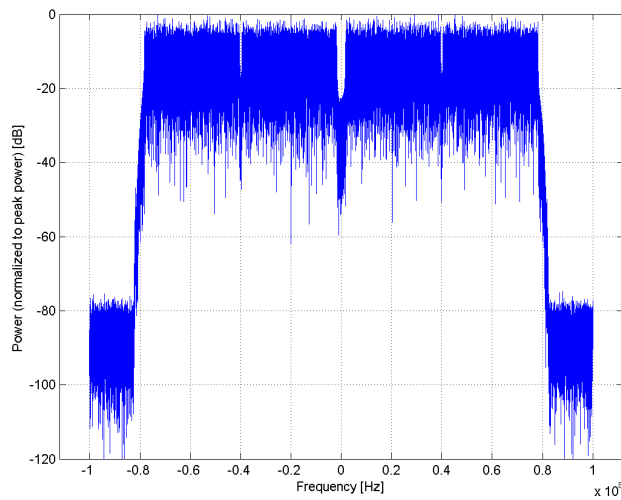
Bandwidth: 160.0 MHz
Integration Time: 0.4 ms

¹ PAR (0.1%) in accordance with FCC KDB 971168, Section 6.0 "Measurement of the Peak-to-Average Power Ratio (PAPR)"

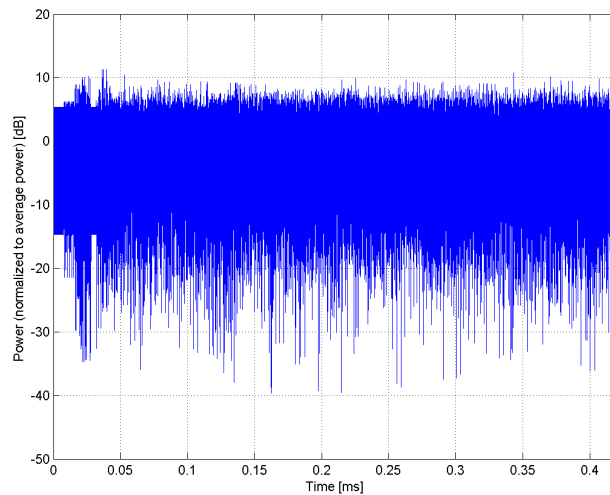
² Modulation Interference Factor (MIF) value valid only in conjunction with advanced probe response linearization calibration for the same communication system (same UID and version).



Complementary Cumulative Distribution Function (CCDF)



Frequency Domain



Time Domain

**Calibration Laboratory of
Schmid & Partner
Engineering AG**
Zeughausstrasse 43, 8004 Zurich, Switzerland

Name: **IEEE 802.11ac WiFi (160MHz, MCS9, 99pc duty cycle)**

Group: WLAN
UID: 10563-AAD

PAR: ¹ **8.77 dB**
MIF: ² **-15.40 dB**

Standard Reference: IEEE 802.11-2013
FCC OET KDB 248227 D01 802.11 Wi-Fi SAR v02r01

Category: Random amplitude modulation

Modulation: 256-QAM

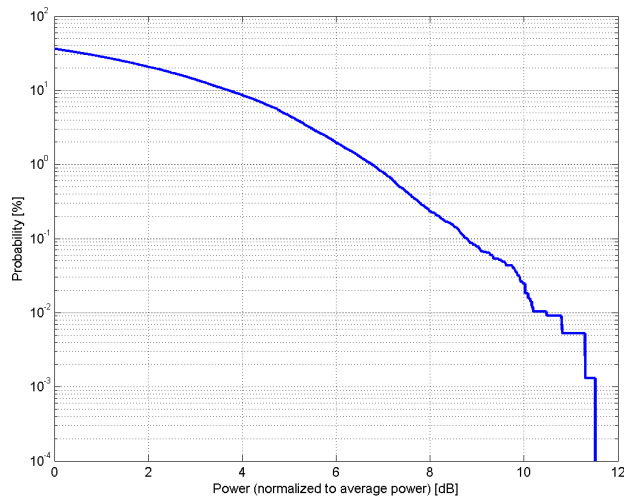
Frequency Band: WLAN 2.4GHz (2412.0 - 2484.0 MHz)
WLAN 5GHz (4915.0 - 5825.0 MHz)
U-NII-1, U-NII-2A (5170 - 5330 MHz)
U-NII-2C Standalone (5490 - 5710 MHz)
U-NII-2C <5.65 GHz (5490 - 5650 MHz)
U-NII-3 Standalone (5735 - 5835 MHz)
U-NII-2C, U-NII-3 (5650 - 5835 MHz)
U-NII-4 (5.825 - 5.925 MHz)
Validation band (0.0 - 6000.0 MHz)

Detailed Specification: Bandwidth: 160MHz
Duty cycle: 99%
MCS: 9
Number of spatial streams: 1
MPDU length: 32768

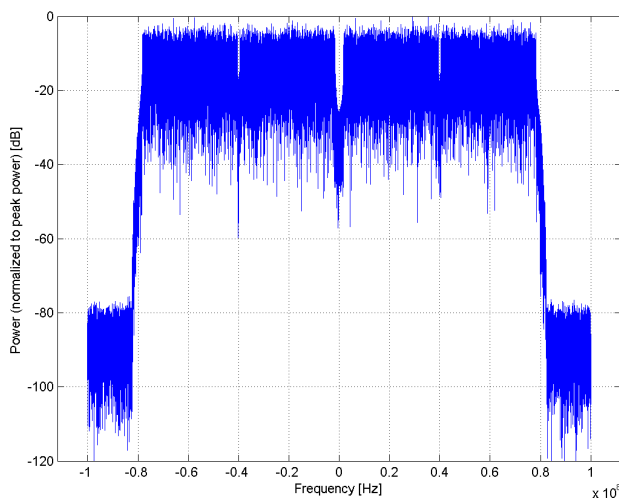
Bandwidth: 160.0 MHz
Integration Time: 0.4 ms

¹ PAR (0.1%) in accordance with FCC KDB 971168, Section 6.0 "Measurement of the Peak-to-Average Power Ratio (PAPR)"

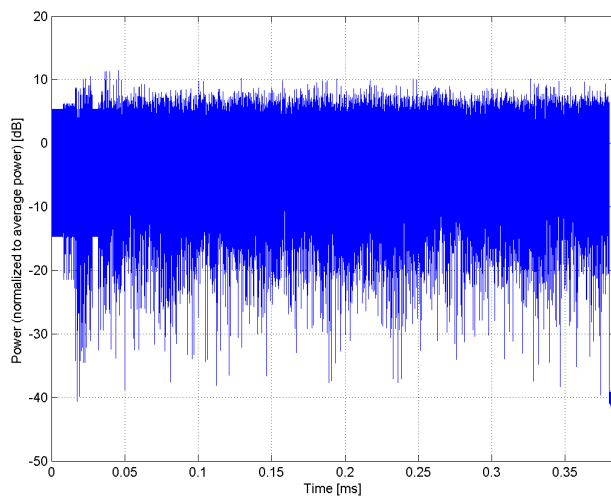
² Modulation Interference Factor (MIF) value valid only in conjunction with advanced probe response linearization calibration for the same communication system (same UID and version).



Complementary Cumulative Distribution Function (CCDF)



Frequency Domain



Time Domain

**Calibration Laboratory of
Schmid & Partner
Engineering AG**
Zeughausstrasse 43, 8004 Zurich, Switzerland

Name: **IEEE 802.11g WiFi 2.4 GHz (DSSS-OFDM, 9 Mbps, 99pc duty cycle)**

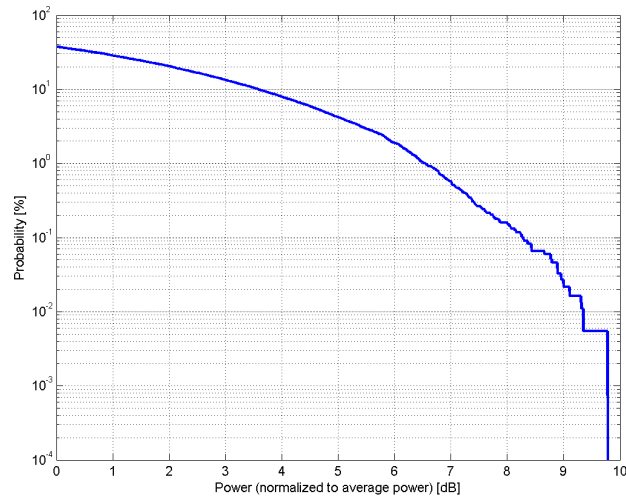
Group: WLAN
UID: 10564-AAA

PAR: ¹ **8.25 dB**
MIF: ² **-15.41 dB**

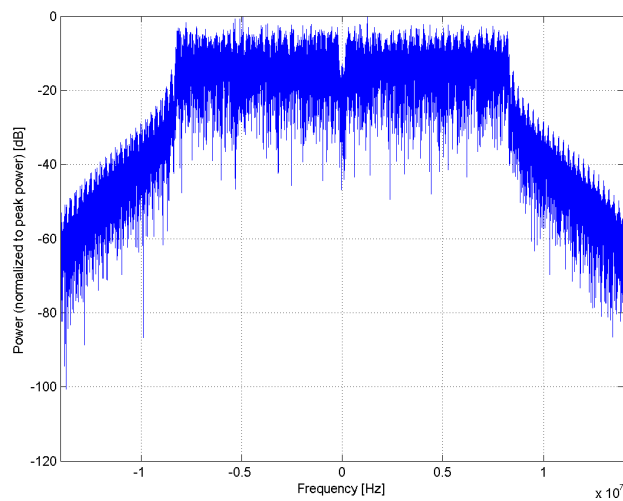
Standard Reference: IEEE 802.11-2012
FCC OET KDB 248227 D01 802.11 Wi-Fi SAR v02r01
Category: Random amplitude modulation
Modulation: BPSK
Frequency Band: WLAN 2.4GHz (2412.0-2484.0 MHz, 20230)
Detailed Specification: Duty cycle: 99 %
PSDU length: 1000 bytes
Frame format: DSSS-OFDM
Data Rate: 9Mbps
Preamble type: long
Bandwidth: 20.0 MHz
Integration Time: 0.9 ms

¹ PAR (0.1%) in accordance with FCC KDB 971168, Section 6.0 "Measurement of the Peak-to-Average Power Ratio (PAPR)"

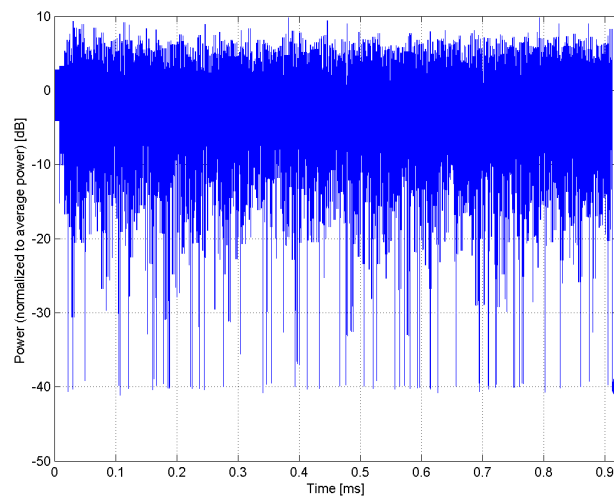
² Modulation Interference Factor (MIF) value valid only in conjunction with advanced probe response linearization calibration for the same communication system (same UID and version).



Complementary Cumulative Distribution Function (CCDF)



Frequency Domain



Time Domain

**Calibration Laboratory of
Schmid & Partner
Engineering AG**
Zeughausstrasse 43, 8004 Zurich, Switzerland

Name: **IEEE 802.11g WiFi 2.4 GHz (DSSS-OFDM, 12 Mbps, 99pc duty cycle)**

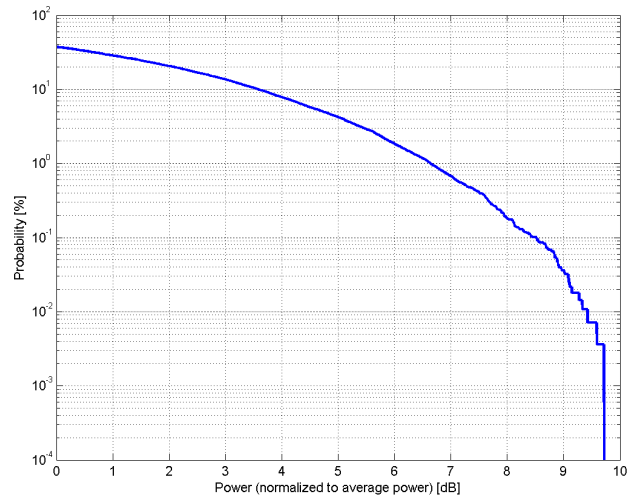
Group: WLAN
UID: 10565-AAA

PAR: ¹ **8.45 dB**
MIF: ² **-16.70 dB**

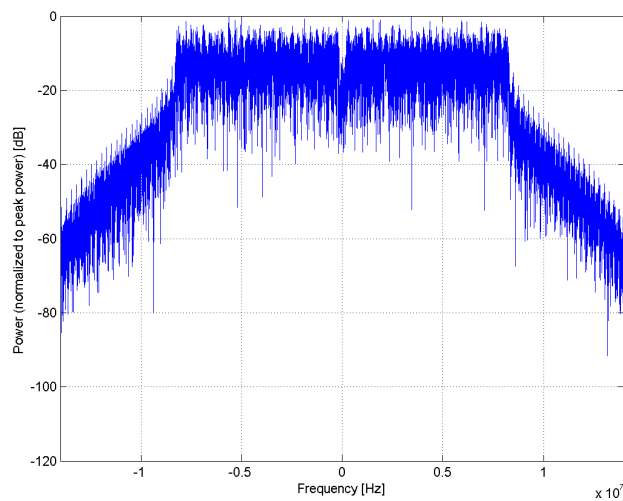
Standard Reference: IEEE 802.11-2012
FCC OET KDB 248227 D01 802.11 Wi-Fi SAR v02r01
Category: Random amplitude modulation
Modulation: QPSK
Frequency Band: WLAN 2.4GHz (2412.0-2484.0 MHz, 20230)
Detailed Specification: Duty cycle: 99 %
PSDU length: 1000 bytes
Frame format: DSSS-OFDM
Data Rate: 12Mbps
Preamble type: long
Bandwidth: 20.0 MHz
Integration Time: 0.7 ms

¹ PAR (0.1%) in accordance with FCC KDB 971168, Section 6.0 "Measurement of the Peak-to-Average Power Ratio (PAPR)"

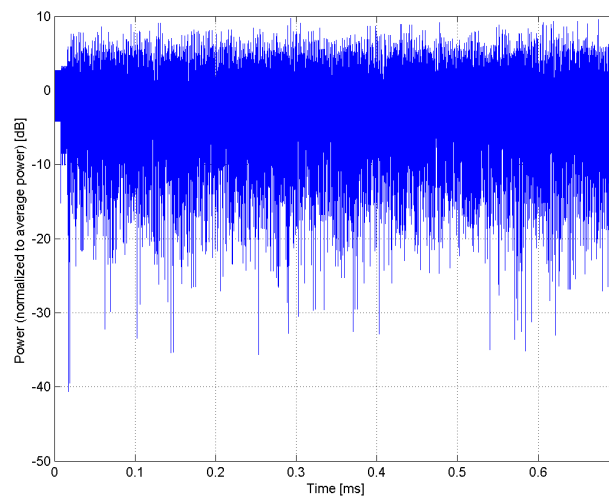
² Modulation Interference Factor (MIF) value valid only in conjunction with advanced probe response linearization calibration for the same communication system (same UID and version).



Complementary Cumulative Distribution Function (CCDF)



Frequency Domain



Time Domain

**Calibration Laboratory of
Schmid & Partner
Engineering AG**
Zeughausstrasse 43, 8004 Zurich, Switzerland

Name: **IEEE 802.11g WiFi 2.4 GHz (DSSS-OFDM, 18 Mbps, 99pc duty cycle)**

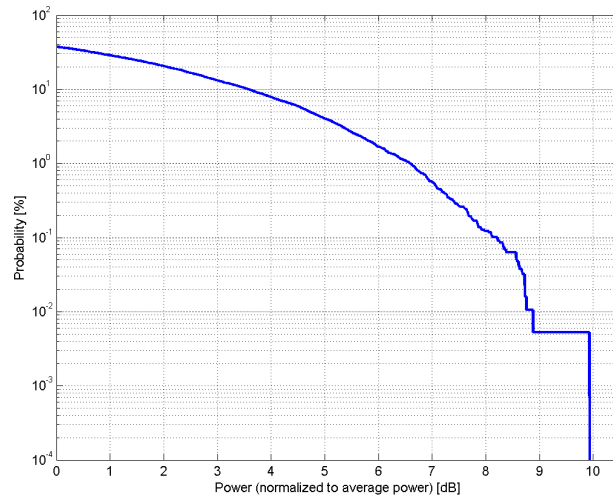
Group: WLAN
UID: 10566-AAA

PAR: ¹ **8.13 dB**
MIF: ² **-18.78 dB**

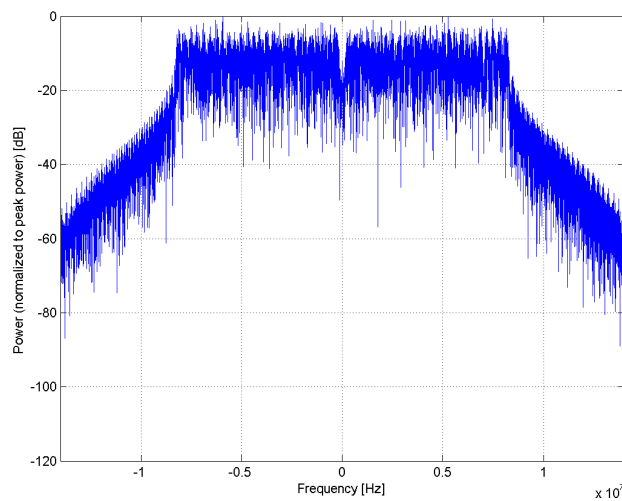
Standard Reference: IEEE 802.11-2012
FCC OET KDB 248227 D01 802.11 Wi-Fi SAR v02r01
Category: Random amplitude modulation
Modulation: QPSK
Frequency Band: WLAN 2.4GHz (2412.0-2484.0 MHz, 20230)
Detailed Specification: Duty cycle: 99 %
PSDU length: 1000 bytes
Frame format: DSSS-OFDM
Data Rate: 18Mbps
Preamble type: long
Bandwidth: 20.0 MHz
Integration Time: 0.5 ms

¹ PAR (0.1%) in accordance with FCC KDB 971168, Section 6.0 "Measurement of the Peak-to-Average Power Ratio (PAPR)"

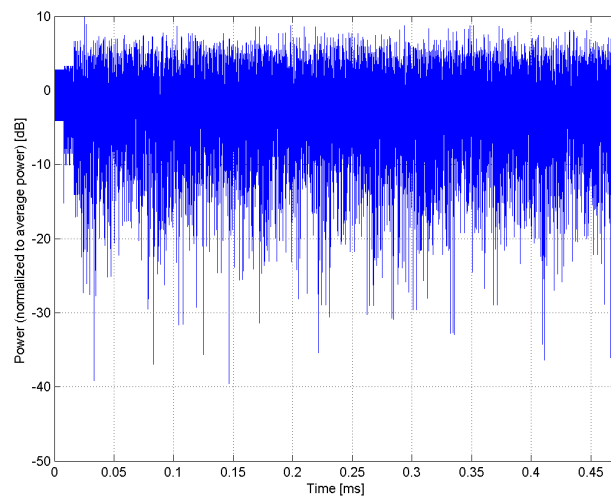
² Modulation Interference Factor (MIF) value valid only in conjunction with advanced probe response linearization calibration for the same communication system (same UID and version).



Complementary Cumulative Distribution Function (CCDF)



Frequency Domain



Time Domain

**Calibration Laboratory of
Schmid & Partner
Engineering AG**
Zeughausstrasse 43, 8004 Zurich, Switzerland

Name: **IEEE 802.11g WiFi 2.4 GHz (DSSS-OFDM, 24 Mbps, 99pc duty cycle)**

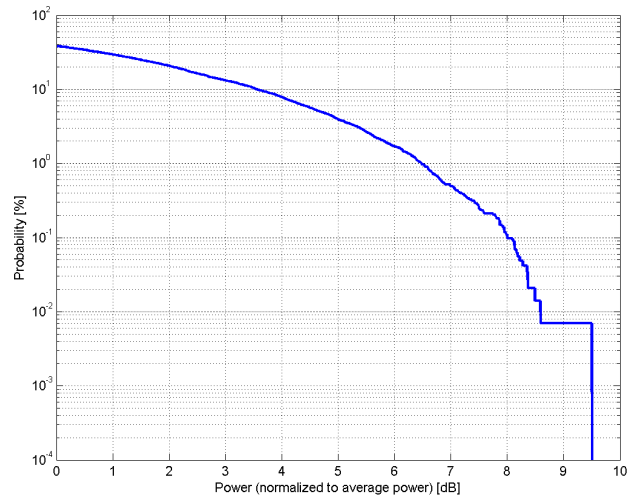
Group: WLAN
UID: 10567-AAA

PAR: ¹ **8.00 dB**
MIF: ² **-23.09 dB**

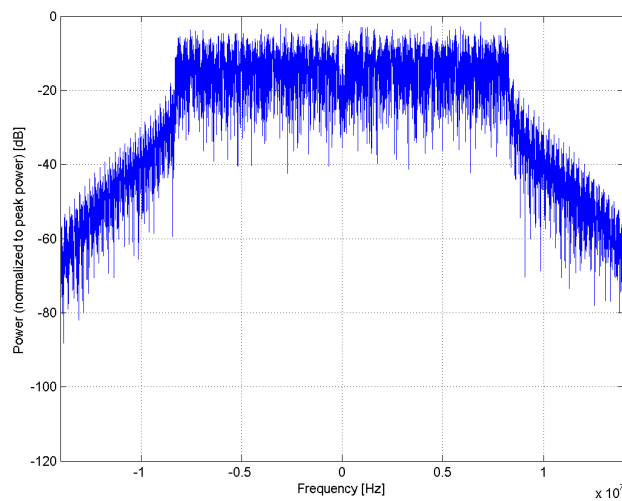
Standard Reference: IEEE 802.11-2012
FCC OET KDB 248227 D01 802.11 Wi-Fi SAR v02r01
Category: Random amplitude modulation
Modulation: 16-QAM
Frequency Band: WLAN 2.4GHz (2412.0-2484.0 MHz, 20230)
Detailed Specification: Duty cycle: 99 %
PSDU length: 1000 bytes
Frame format: DSSS-OFDM
Data Rate: 24Mbps
Preamble type: long
Bandwidth: 20.0 MHz
Integration Time: 0.4 ms

¹ PAR (0.1%) in accordance with FCC KDB 971168, Section 6.0 "Measurement of the Peak-to-Average Power Ratio (PAPR)"

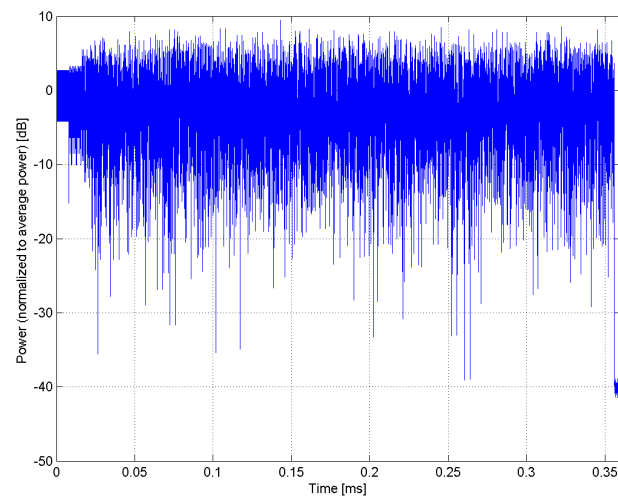
² Modulation Interference Factor (MIF) value valid only in conjunction with advanced probe response linearization calibration for the same communication system (same UID and version).



Complementary Cumulative Distribution Function (CCDF)



Frequency Domain



Time Domain

**Calibration Laboratory of
Schmid & Partner
Engineering AG**
Zeughausstrasse 43, 8004 Zurich, Switzerland

Name: **IEEE 802.11g WiFi 2.4 GHz (DSSS-OFDM, 36 Mbps, 99pc duty cycle)**

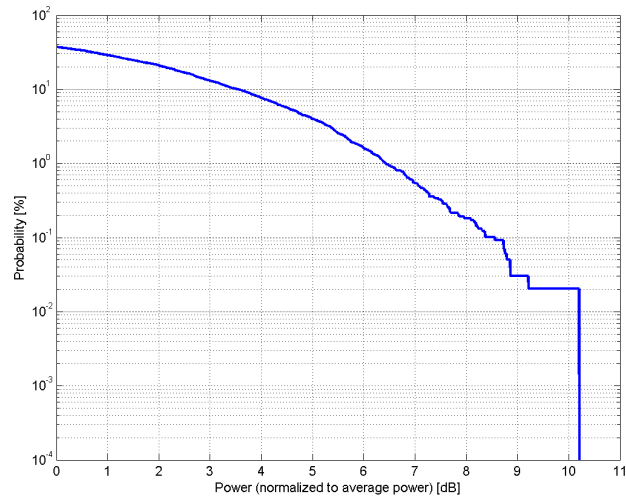
Group: WLAN
UID: 10568-AAA

PAR: ¹ **8.37 dB**
MIF: ² **-22.04 dB**

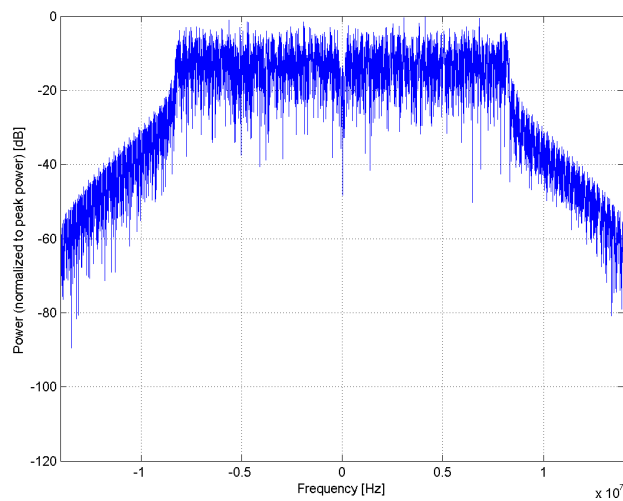
Standard Reference: IEEE 802.11-2012
FCC OET KDB 248227 D01 802.11 Wi-Fi SAR v02r01
Category: Random amplitude modulation
Modulation: 16-QAM
Frequency Band: WLAN 2.4GHz (2412.0-2484.0 MHz, 20230)
Detailed Specification: Duty cycle: 99 %
PSDU length: 1000 bytes
Frame format: DSSS-OFDM
Data Rate: 36Mbps
Preamble type: long
Bandwidth: 20.0 MHz
Integration Time: 0.2 ms

¹ PAR (0.1%) in accordance with FCC KDB 971168, Section 6.0 "Measurement of the Peak-to-Average Power Ratio (PAPR)"

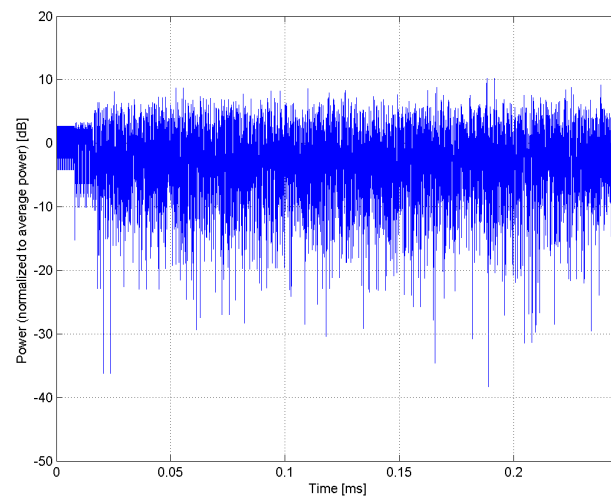
² Modulation Interference Factor (MIF) value valid only in conjunction with advanced probe response linearization calibration for the same communication system (same UID and version).



Complementary Cumulative Distribution Function (CCDF)



Frequency Domain



Time Domain

**Calibration Laboratory of
Schmid & Partner
Engineering AG**
Zeughausstrasse 43, 8004 Zurich, Switzerland

Name: **IEEE 802.11g WiFi 2.4 GHz (DSSS-OFDM, 48 Mbps, 99pc duty cycle)**

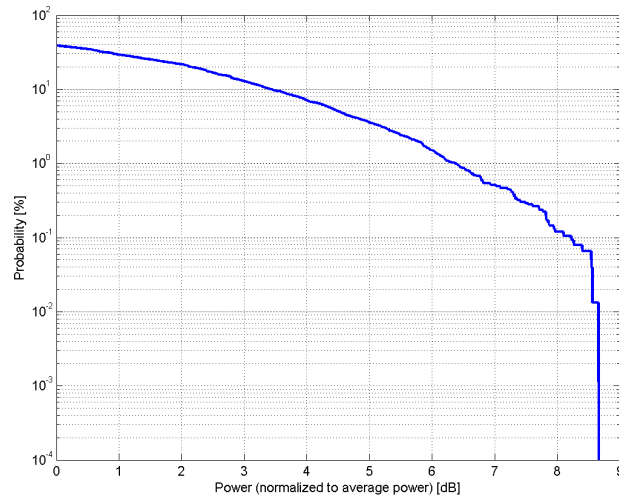
Group: WLAN
UID: 10569-AAA

PAR: ¹ **8.10 dB**
MIF: ² **-24.25 dB**

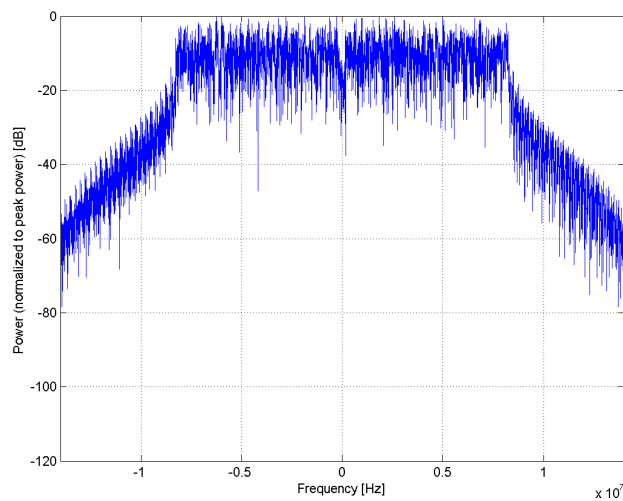
Standard Reference: IEEE 802.11-2012
FCC OET KDB 248227 D01 802.11 Wi-Fi SAR v02r01
Category: Random amplitude modulation
Modulation: 64-QAM
Frequency Band: WLAN 2.4GHz (2412.0-2484.0 MHz, 20230)
Detailed Specification: Duty cycle: 99 %
PSDU length: 1000 bytes
Frame format: DSSS-OFDM
Data Rate: 48Mbps
Preamble type: long
Bandwidth: 20.0 MHz
Integration Time: 0.2 ms

¹ PAR (0.1%) in accordance with FCC KDB 971168, Section 6.0 "Measurement of the Peak-to-Average Power Ratio (PAPR)"

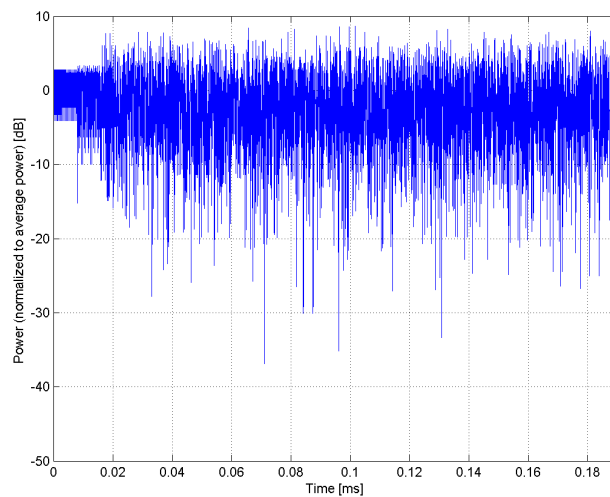
² Modulation Interference Factor (MIF) value valid only in conjunction with advanced probe response linearization calibration for the same communication system (same UID and version).



Complementary Cumulative Distribution Function (CCDF)



Frequency Domain



Time Domain

**Calibration Laboratory of
Schmid & Partner
Engineering AG**
Zeughausstrasse 43, 8004 Zurich, Switzerland

Name: **IEEE 802.11g WiFi 2.4 GHz (DSSS-OFDM, 54 Mbps, 99pc duty cycle)**

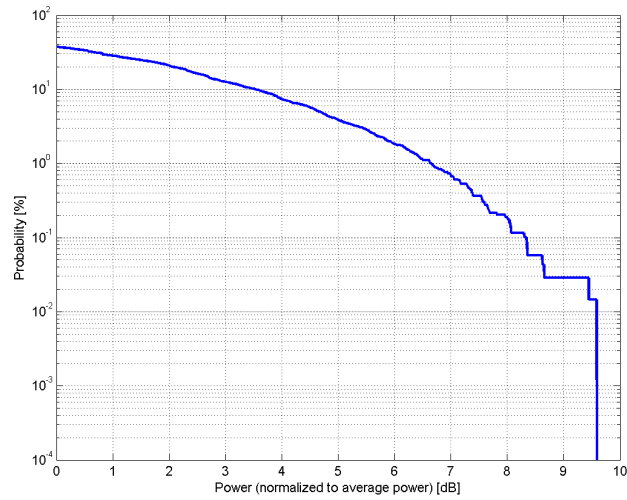
Group: WLAN
UID: 10570-AAA

PAR: ¹ **8.30 dB**
MIF: ² **-29.31 dB**

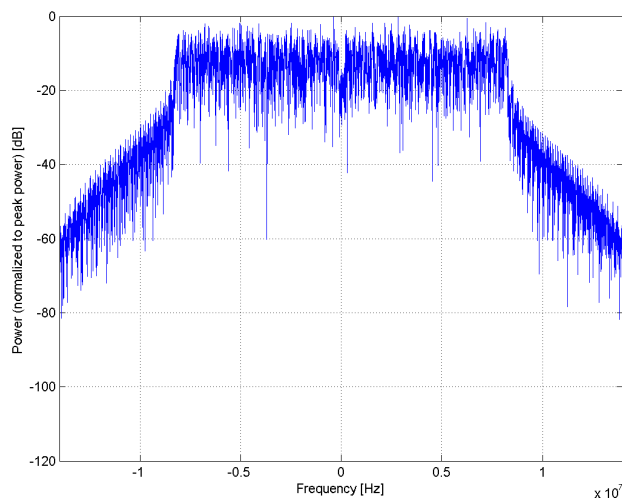
Standard Reference: IEEE 802.11-2012
FCC OET KDB 248227 D01 802.11 Wi-Fi SAR v02r01
Category: Random amplitude modulation
Modulation: 64-QAM
Frequency Band: WLAN 2.4GHz (2412.0-2484.0 MHz, 20230)
Detailed Specification: Duty cycle: 99 %
PSDU length: 1000 bytes
Frame format: DSSS-OFDM
Data Rate: 54Mbps
Preamble type: long
Bandwidth: 20.0 MHz
Integration Time: 0.2 ms

¹ PAR (0.1%) in accordance with FCC KDB 971168, Section 6.0 "Measurement of the Peak-to-Average Power Ratio (PAPR)"

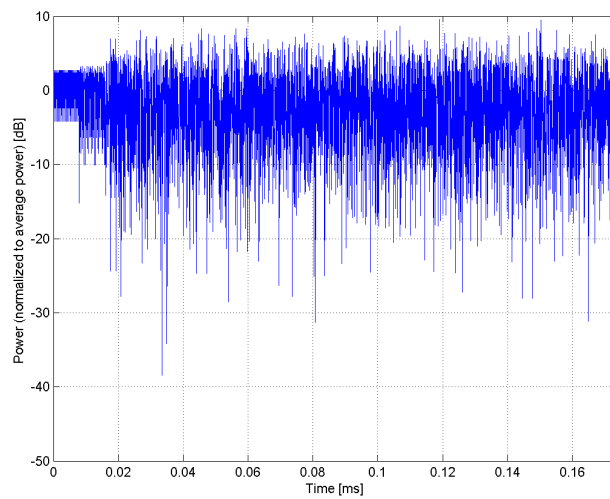
² Modulation Interference Factor (MIF) value valid only in conjunction with advanced probe response linearization calibration for the same communication system (same UID and version).



Complementary Cumulative Distribution Function (CCDF)



Frequency Domain



Time Domain

**Calibration Laboratory of
Schmid & Partner
Engineering AG**
Zeughausstrasse 43, 8004 Zurich, Switzerland

Name: **IEEE 802.11b WiFi 2.4 GHz (DSSS, 1 Mbps, 90pc duty cycle)**

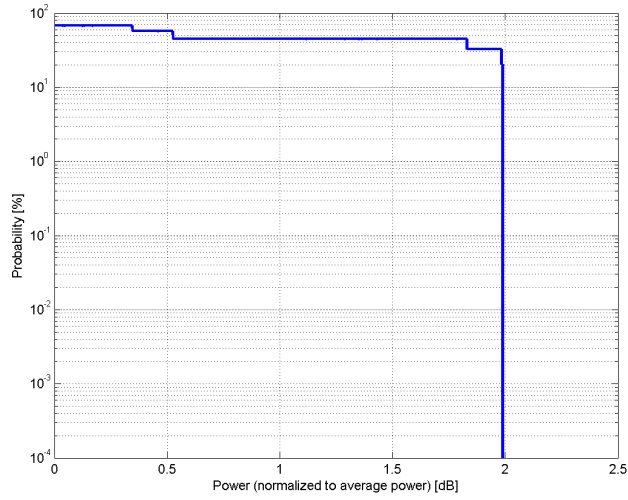
Group: WLAN
UID: 10571-AAA

PAR: ¹ **1.99 dB**
MIF: ² **-5.62 dB**

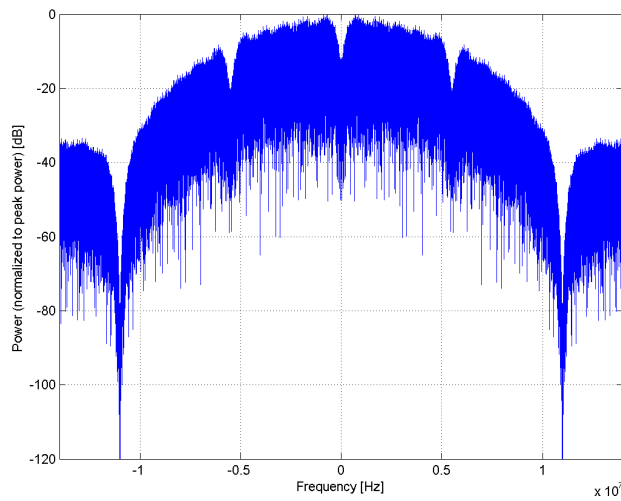
Standard Reference: IEEE 802.11-2012
FCC OET KDB 248227 D01 802.11 Wi-Fi SAR v02r01
Category: Random amplitude modulation
Modulation: DQPSK
Frequency Band: WLAN 2.4GHz (2412.0-2484.0 MHz, 20230)
Detailed Specification: Duty cycle: 90 %
PSDU length: 1024 bytes
Preamble type: long
Data Rate: 1Mbps
Bandwidth: 20.0 MHz
Integration Time: 9.3 ms

¹ PAR (0.1%) in accordance with FCC KDB 971168, Section 6.0 "Measurement of the Peak-to-Average Power Ratio (PAPR)"

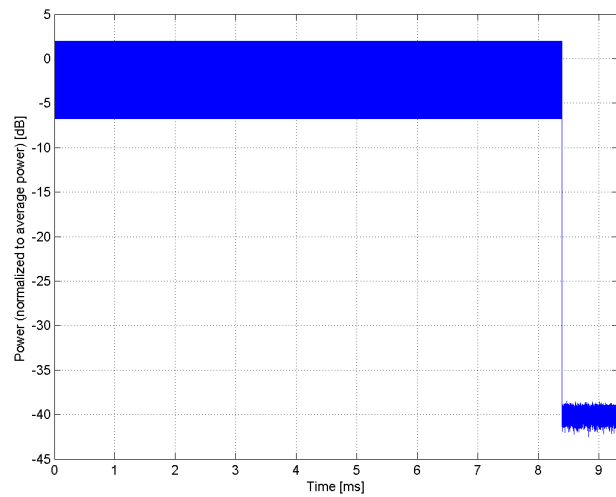
² Modulation Interference Factor (MIF) value valid only in conjunction with advanced probe response linearization calibration for the same communication system (same UID and version).



Complementary Cumulative Distribution Function (CCDF)



Frequency Domain



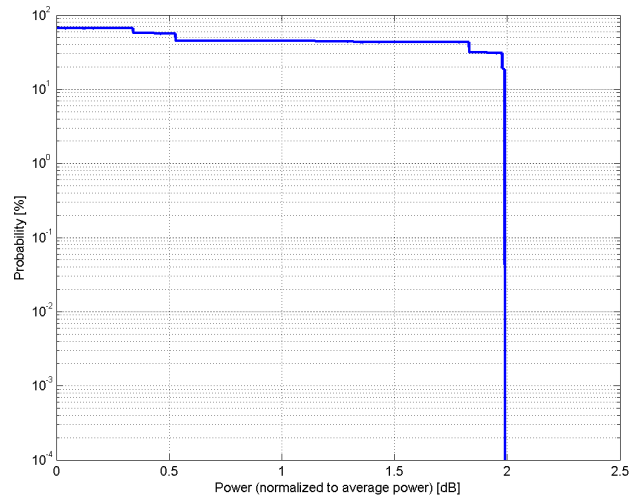
Time Domain

**Calibration Laboratory of
Schmid & Partner
Engineering AG**
Zeughausstrasse 43, 8004 Zurich, Switzerland

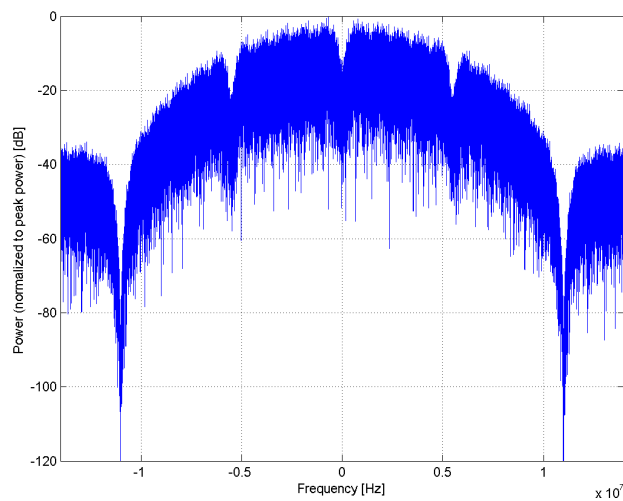
Name:	IEEE 802.11b WiFi 2.4 GHz (DSSS, 2 Mbps, 90pc duty cycle)
Group:	WLAN
UID:	10572-AAA
PAR: ¹	1.99 dB
MIF: ²	-5.53 dB
Standard Reference:	IEEE 802.11-2012
Category:	FCC OET KDB 248227 D01 802.11 Wi-Fi SAR v02r01 Random amplitude modulation
Modulation:	DQPSK
Frequency Band:	WLAN 2.4GHz (2412.0-2484.0 MHz, 20230)
Detailed Specification:	Duty cycle: 90 % PSDU length: 1024 bytes Preamble type: long Data Rate: 2Mbps
Bandwidth:	20.0 MHz
Integration Time:	4.8 ms

¹ PAR (0.1%) in accordance with FCC KDB 971168, Section 6.0 "Measurement of the Peak-to-Average Power Ratio (PAPR)"

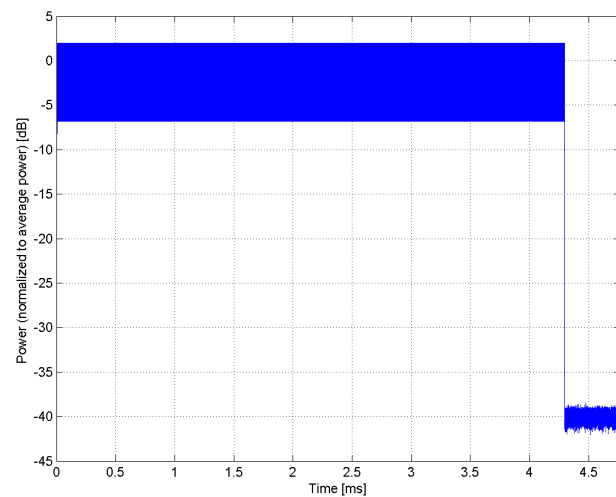
² Modulation Interference Factor (MIF) value valid only in conjunction with advanced probe response linearization calibration for the same communication system (same UID and version).



Complementary Cumulative Distribution Function (CCDF)



Frequency Domain



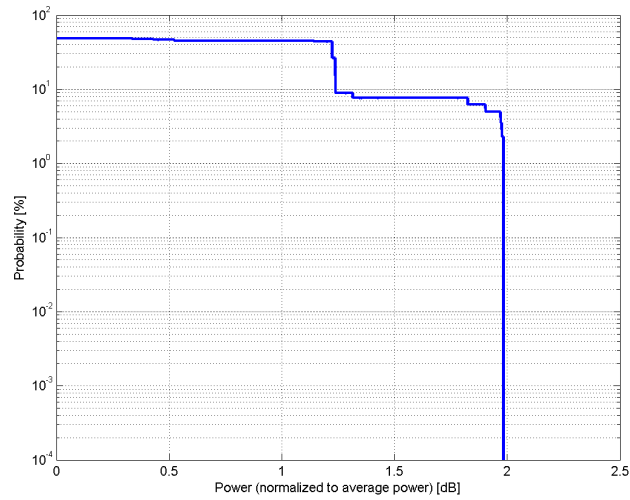
Time Domain

**Calibration Laboratory of
Schmid & Partner
Engineering AG**
Zeughausstrasse 43, 8004 Zurich, Switzerland

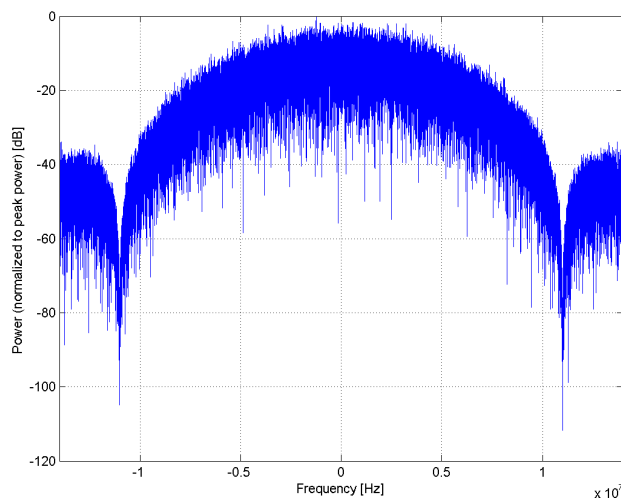
Name:	IEEE 802.11b WiFi 2.4 GHz (DSSS, 5.5 Mbps, 90pc duty cycle)
Group:	WLAN
UID:	10573-AAA
PAR: ¹	1.98 dB
MIF: ²	-5.73 dB
Standard Reference:	IEEE 802.11-2012
Category:	FCC OET KDB 248227 D01 802.11 Wi-Fi SAR v02r01 Random amplitude modulation
Modulation:	DQPSK
Frequency Band:	WLAN 2.4GHz (2412.0-2484.0 MHz, 20230)
Detailed Specification:	Duty cycle: 90 % PSDU length: 1024 bytes Preamble type: long Data Rate: 5.5Mbps
Bandwidth:	20.0 MHz
Integration Time:	1.9 ms

¹ PAR (0.1%) in accordance with FCC KDB 971168, Section 6.0 "Measurement of the Peak-to-Average Power Ratio (PAPR)"

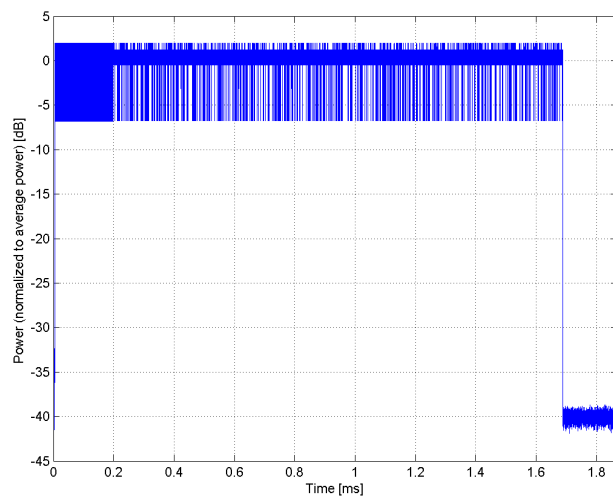
² Modulation Interference Factor (MIF) value valid only in conjunction with advanced probe response linearization calibration for the same communication system (same UID and version).



Complementary Cumulative Distribution Function (CCDF)



Frequency Domain



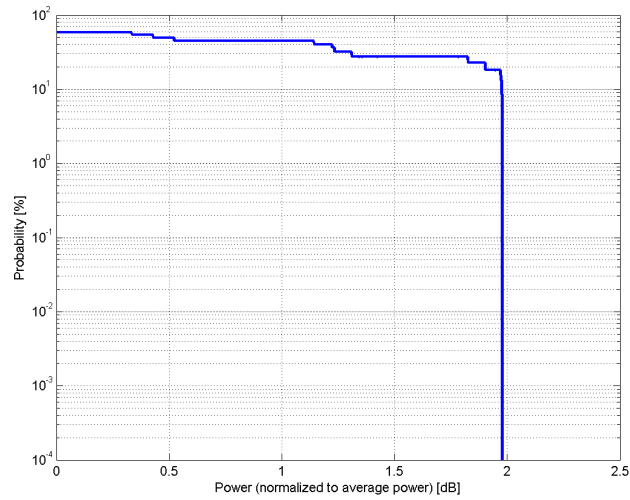
Time Domain

**Calibration Laboratory of
Schmid & Partner
Engineering AG**
Zeughausstrasse 43, 8004 Zurich, Switzerland

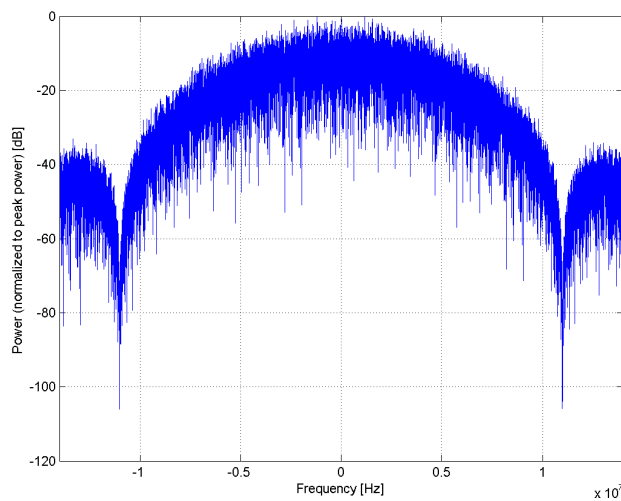
Name:	IEEE 802.11b WiFi 2.4 GHz (DSSS, 11 Mbps, 90pc duty cycle)
Group:	WLAN
UID:	10574-AAA
PAR: ¹	1.98 dB
MIF: ²	-6.42 dB
Standard Reference:	IEEE 802.11-2012
Category:	FCC OET KDB 248227 D01 802.11 Wi-Fi SAR v02r01 Random amplitude modulation
Modulation:	DQPSK
Frequency Band:	WLAN 2.4GHz (2412.0-2484.0 MHz, 20230)
Detailed Specification:	Duty cycle: 90 % PSDU length: 1024 bytes Preamble type: long Data Rate: 11Mbps
Bandwidth:	20.0 MHz
Integration Time:	1.0 ms

¹ PAR (0.1%) in accordance with FCC KDB 971168, Section 6.0 "Measurement of the Peak-to-Average Power Ratio (PAPR)"

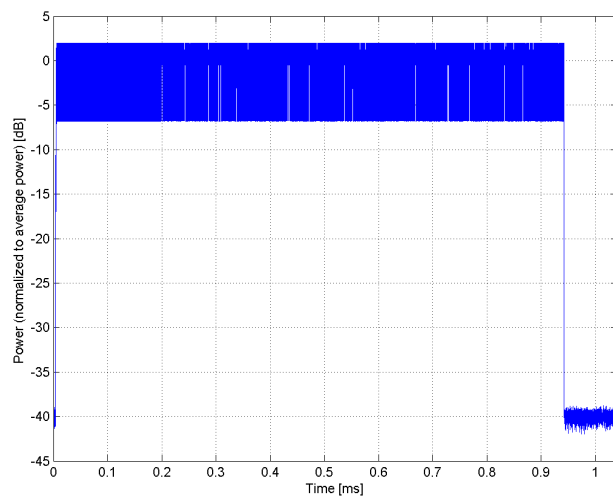
² Modulation Interference Factor (MIF) value valid only in conjunction with advanced probe response linearization calibration for the same communication system (same UID and version).



Complementary Cumulative Distribution Function (CCDF)



Frequency Domain



Time Domain

**Calibration Laboratory of
Schmid & Partner
Engineering AG**
Zeughausstrasse 43, 8004 Zurich, Switzerland

Name: **IEEE 802.11g WiFi 2.4 GHz (DSSS-OFDM, 6 Mbps, 90pc duty cycle)**

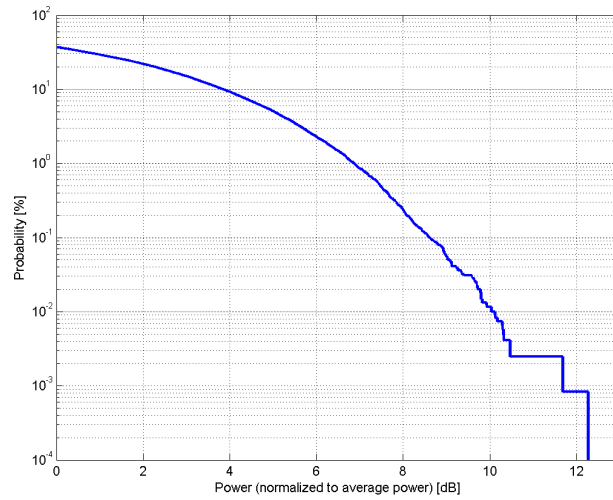
Group: WLAN
UID: 10575-AAA

PAR: ¹ **8.59 dB**
MIF: ² **-6.10 dB**

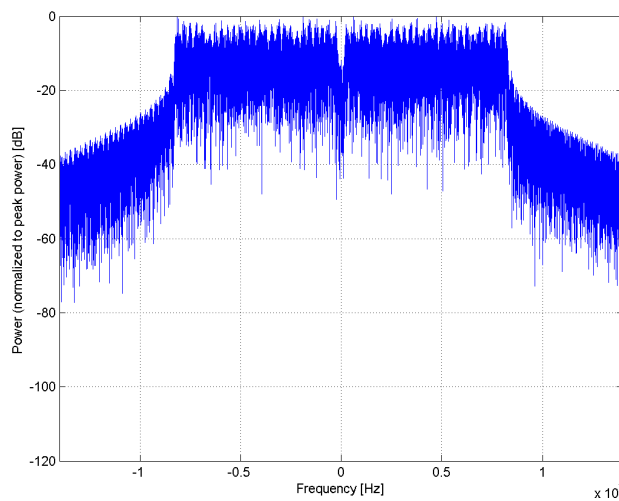
Standard Reference: IEEE 802.11-2012
FCC OET KDB 248227 D01 802.11 Wi-Fi SAR v02r01
Category: Random amplitude modulation
Modulation: BPSK
Frequency Band: WLAN 2.4GHz (2412.0-2484.0 MHz, 20230)
Detailed Specification: Duty cycle: 90 %
PSDU length: 1000 bytes
Frame format: DSSS-OFDM
Data Rate: 6Mbps
Preamble type: long
Bandwidth: 20.0 MHz
Integration Time: 1.5 ms

¹ PAR (0.1%) in accordance with FCC KDB 971168, Section 6.0 "Measurement of the Peak-to-Average Power Ratio (PAPR)"

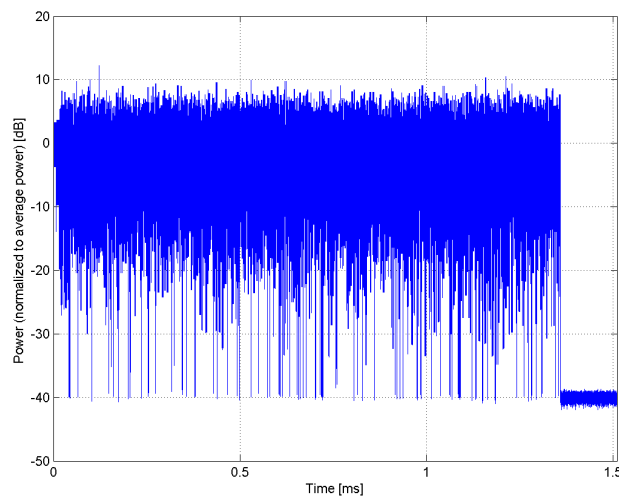
² Modulation Interference Factor (MIF) value valid only in conjunction with advanced probe response linearization calibration for the same communication system (same UID and version).



Complementary Cumulative Distribution Function (CCDF)



Frequency Domain



Time Domain

**Calibration Laboratory of
Schmid & Partner
Engineering AG**
Zeughausstrasse 43, 8004 Zurich, Switzerland

Name: **IEEE 802.11g WiFi 2.4 GHz (DSSS-OFDM, 9 Mbps, 90pc duty cycle)**

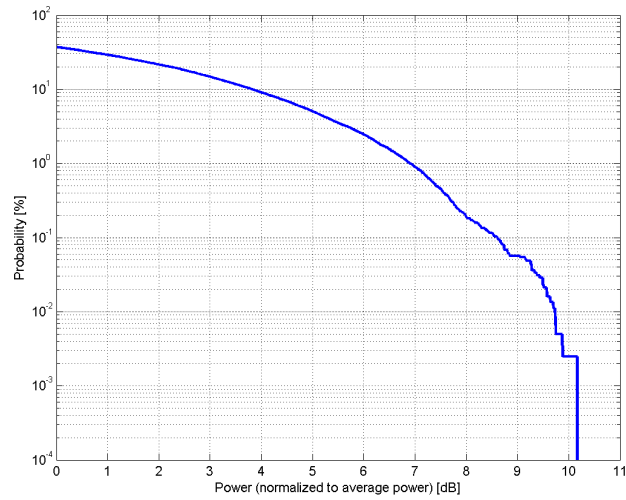
Group: WLAN
UID: 10576-AAA

PAR: ¹ **8.60 dB**
MIF: ² **-6.64 dB**

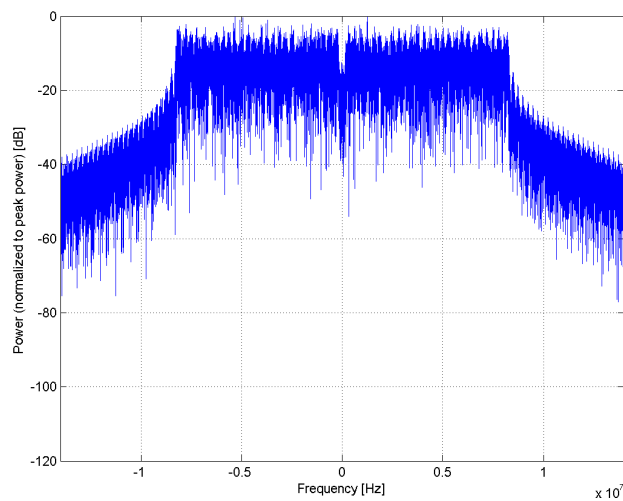
Standard Reference: IEEE 802.11-2012
FCC OET KDB 248227 D01 802.11 Wi-Fi SAR v02r01
Category: Random amplitude modulation
Modulation: BPSK
Frequency Band: WLAN 2.4GHz (2412.0-2484.0 MHz, 20230)
Detailed Specification: Duty cycle: 90 %
PSDU length: 1000 bytes
Frame format: DSSS-OFDM
Data Rate: 9Mbps
Preamble type: long
Bandwidth: 20.0 MHz
Integration Time: 1.0 ms

¹ PAR (0.1%) in accordance with FCC KDB 971168, Section 6.0 "Measurement of the Peak-to-Average Power Ratio (PAPR)"

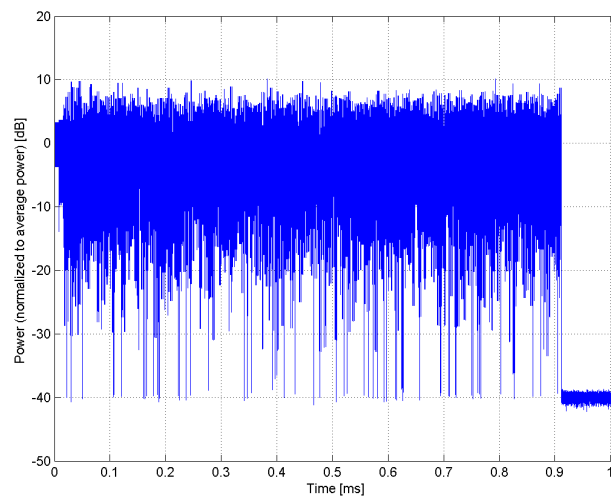
² Modulation Interference Factor (MIF) value valid only in conjunction with advanced probe response linearization calibration for the same communication system (same UID and version).



Complementary Cumulative Distribution Function (CCDF)



Frequency Domain



Time Domain

**Calibration Laboratory of
Schmid & Partner
Engineering AG**
Zeughausstrasse 43, 8004 Zurich, Switzerland

Name: **IEEE 802.11g WiFi 2.4 GHz (DSSS-OFDM, 12 Mbps, 90pc duty cycle)**

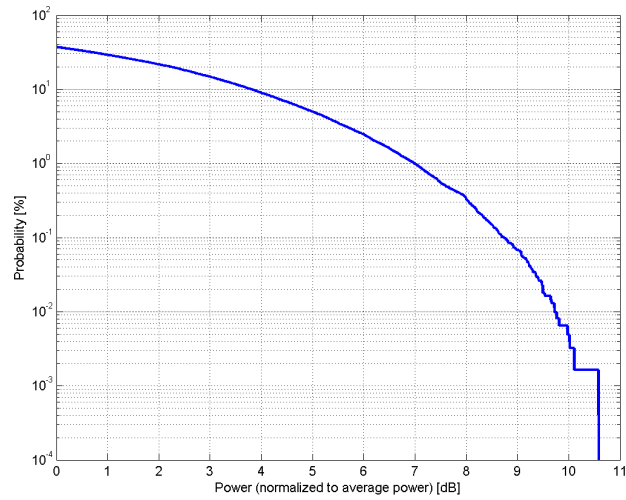
Group: WLAN
UID: 10577-AAA

PAR: ¹ **8.70 dB**
MIF: ² **-7.19 dB**

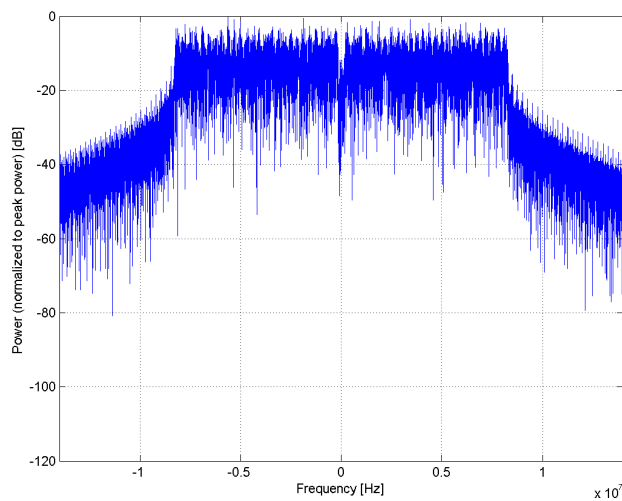
Standard Reference: IEEE 802.11-2012
FCC OET KDB 248227 D01 802.11 Wi-Fi SAR v02r01
Category: Random amplitude modulation
Modulation: QPSK
Frequency Band: WLAN 2.4GHz (2412.0-2484.0 MHz, 20230)
Detailed Specification: Duty cycle: 90 %
PSDU length: 1000 bytes
Frame format: DSSS-OFDM
Data Rate: 12Mbps
Preamble type: long
Bandwidth: 20.0 MHz
Integration Time: 0.8 ms

¹ PAR (0.1%) in accordance with FCC KDB 971168, Section 6.0 "Measurement of the Peak-to-Average Power Ratio (PAPR)"

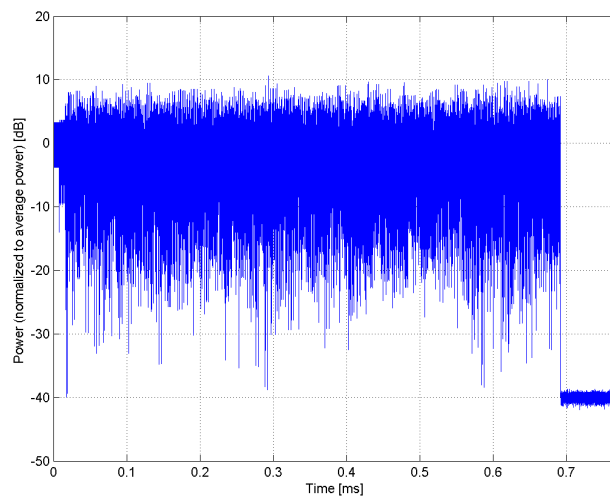
² Modulation Interference Factor (MIF) value valid only in conjunction with advanced probe response linearization calibration for the same communication system (same UID and version).



Complementary Cumulative Distribution Function (CCDF)



Frequency Domain



Time Domain

**Calibration Laboratory of
Schmid & Partner
Engineering AG**
Zeughausstrasse 43, 8004 Zurich, Switzerland

Name: **IEEE 802.11g WiFi 2.4 GHz (DSSS-OFDM, 18 Mbps, 90pc duty cycle)**

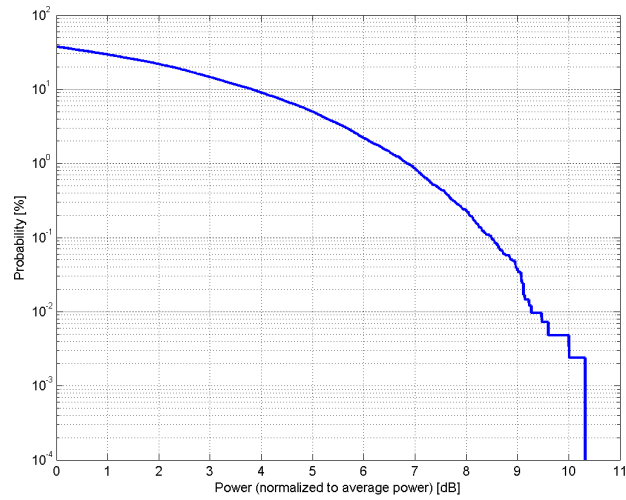
Group: WLAN
UID: 10578-AAA

PAR: ¹ **8.49 dB**
MIF: ² **-8.19 dB**

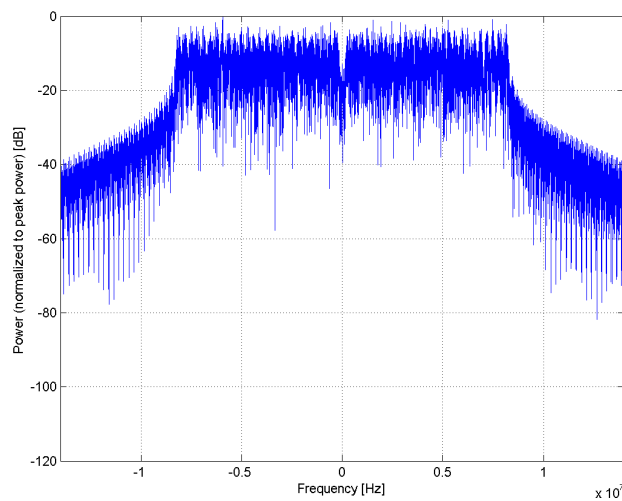
Standard Reference: IEEE 802.11-2012
FCC OET KDB 248227 D01 802.11 Wi-Fi SAR v02r01
Category: Random amplitude modulation
Modulation: QPSK
Frequency Band: WLAN 2.4GHz (2412.0-2484.0 MHz, 20230)
Detailed Specification: Duty cycle: 90 %
PSDU length: 1000 bytes
Frame format: DSSS-OFDM
Data Rate: 18Mbps
Preamble type: long
Bandwidth: 20.0 MHz
Integration Time: 0.5 ms

¹ PAR (0.1%) in accordance with FCC KDB 971168, Section 6.0 "Measurement of the Peak-to-Average Power Ratio (PAPR)"

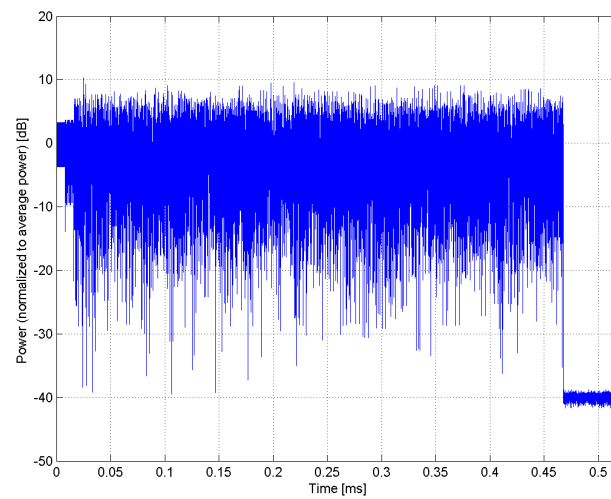
² Modulation Interference Factor (MIF) value valid only in conjunction with advanced probe response linearization calibration for the same communication system (same UID and version).



Complementary Cumulative Distribution Function (CCDF)



Frequency Domain



Time Domain

**Calibration Laboratory of
Schmid & Partner
Engineering AG**
Zeughausstrasse 43, 8004 Zurich, Switzerland

Name: **IEEE 802.11g WiFi 2.4 GHz (DSSS-OFDM, 24 Mbps, 90pc duty cycle)**

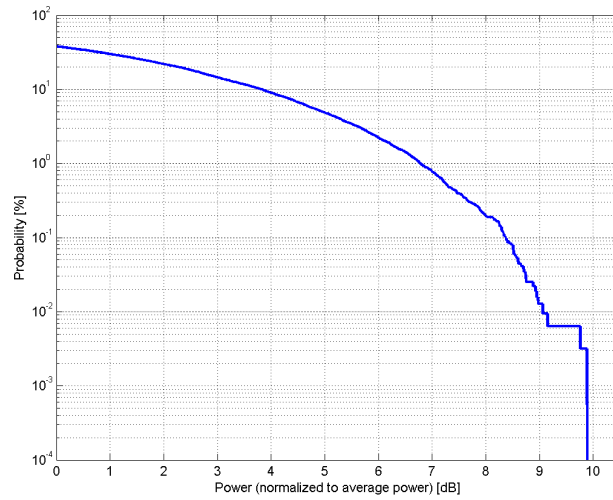
Group: WLAN
UID: 10579-AAA

PAR: ¹ **8.36 dB**
MIF: ² **-9.30 dB**

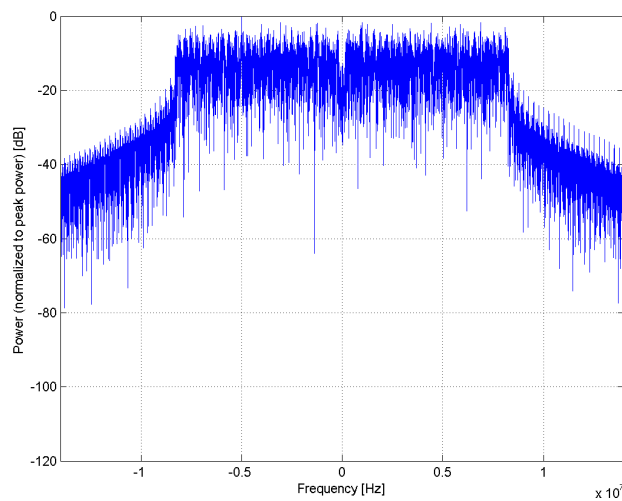
Standard Reference: IEEE 802.11-2012
FCC OET KDB 248227 D01 802.11 Wi-Fi SAR v02r01
Category: Random amplitude modulation
Modulation: 16-QAM
Frequency Band: WLAN 2.4GHz (2412.0-2484.0 MHz, 20230)
Detailed Specification: Duty cycle: 90 %
PSDU length: 1000 bytes
Frame format: DSSS-OFDM
Data Rate: 24Mbps
Preamble type: long
Bandwidth: 20.0 MHz
Integration Time: 0.4 ms

¹ PAR (0.1%) in accordance with FCC KDB 971168, Section 6.0 "Measurement of the Peak-to-Average Power Ratio (PAPR)"

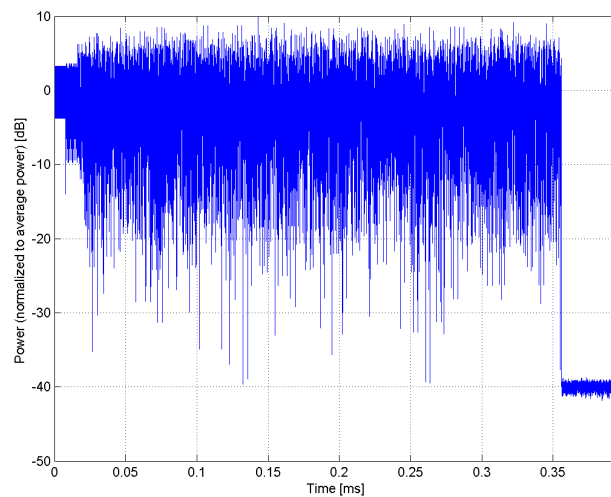
² Modulation Interference Factor (MIF) value valid only in conjunction with advanced probe response linearization calibration for the same communication system (same UID and version).



Complementary Cumulative Distribution Function (CCDF)



Frequency Domain



Time Domain

**Calibration Laboratory of
Schmid & Partner
Engineering AG**
Zeughausstrasse 43, 8004 Zurich, Switzerland

Name: **IEEE 802.11g WiFi 2.4 GHz (DSSS-OFDM, 36 Mbps, 90pc duty cycle)**

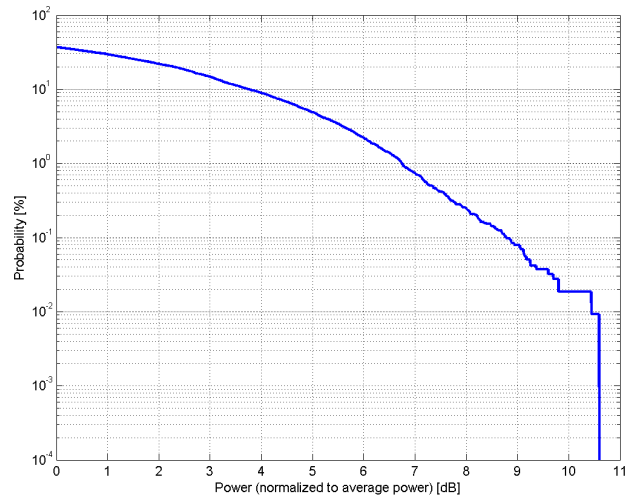
Group: WLAN
UID: 10580-AAA

PAR: ¹ **8.76 dB**
MIF: ² **-11.10 dB**

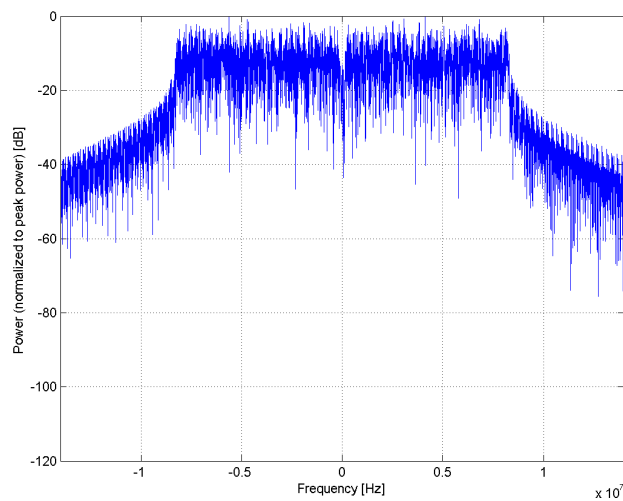
Standard Reference: IEEE 802.11-2012
FCC OET KDB 248227 D01 802.11 Wi-Fi SAR v02r01
Category: Random amplitude modulation
Modulation: 16-QAM
Frequency Band: WLAN 2.4GHz (2412.0-2484.0 MHz, 20230)
Detailed Specification: Duty cycle: 90 %
PSDU length: 1000 bytes
Frame format: DSSS-OFDM
Data Rate: 36Mbps
Preamble type: long
Bandwidth: 20.0 MHz
Integration Time: 0.3 ms

¹ PAR (0.1%) in accordance with FCC KDB 971168, Section 6.0 "Measurement of the Peak-to-Average Power Ratio (PAPR)"

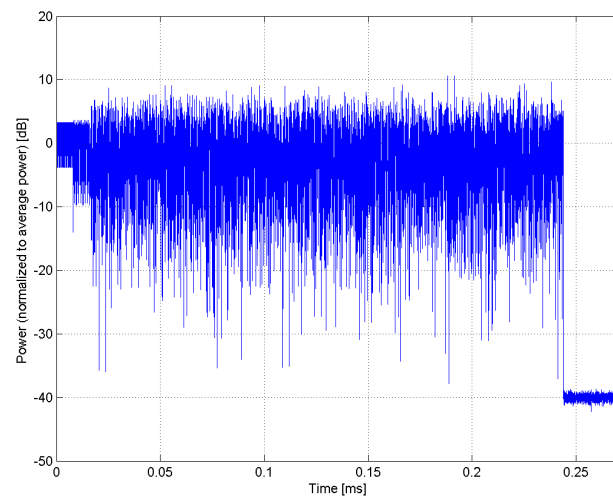
² Modulation Interference Factor (MIF) value valid only in conjunction with advanced probe response linearization calibration for the same communication system (same UID and version).



Complementary Cumulative Distribution Function (CCDF)



Frequency Domain



Time Domain

**Calibration Laboratory of
Schmid & Partner
Engineering AG**
Zeughausstrasse 43, 8004 Zurich, Switzerland

Name: **IEEE 802.11g WiFi 2.4 GHz (DSSS-OFDM, 48 Mbps, 90pc duty cycle)**

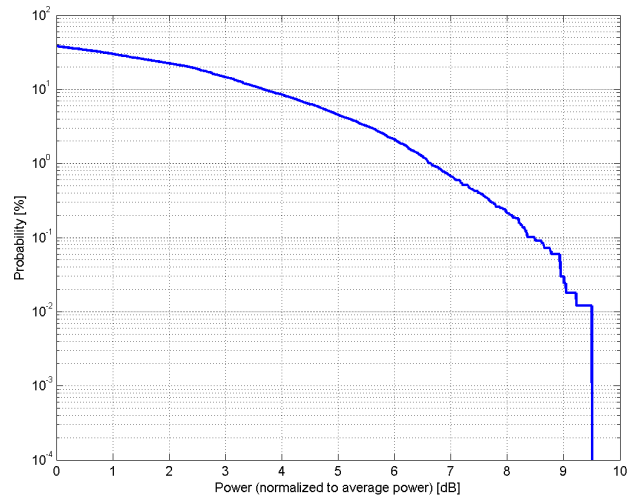
Group: WLAN
UID: 10581-AAA

PAR: ¹ **8.35 dB**
MIF: ² **-12.77 dB**

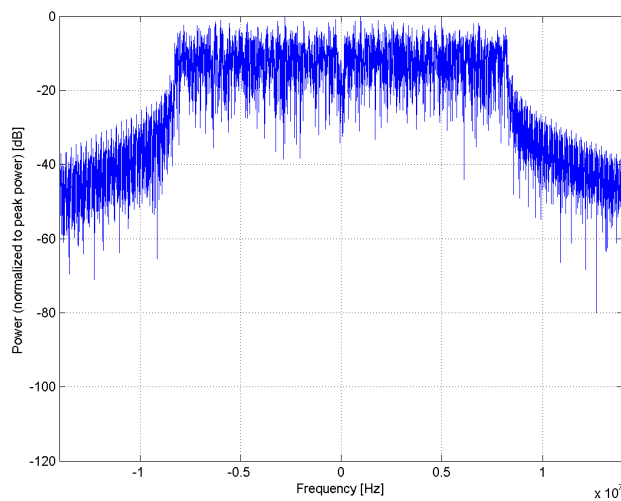
Standard Reference: IEEE 802.11-2012
FCC OET KDB 248227 D01 802.11 Wi-Fi SAR v02r01
Category: Random amplitude modulation
Modulation: 64-QAM
Frequency Band: WLAN 2.4GHz (2412.0-2484.0 MHz, 20230)
Detailed Specification: Duty cycle: 90 %
PSDU length: 1000 bytes
Frame format: DSSS-OFDM
Data Rate: 48Mbps
Preamble type: long
Bandwidth: 20.0 MHz
Integration Time: 0.2 ms

¹ PAR (0.1%) in accordance with FCC KDB 971168, Section 6.0 "Measurement of the Peak-to-Average Power Ratio (PAPR)"

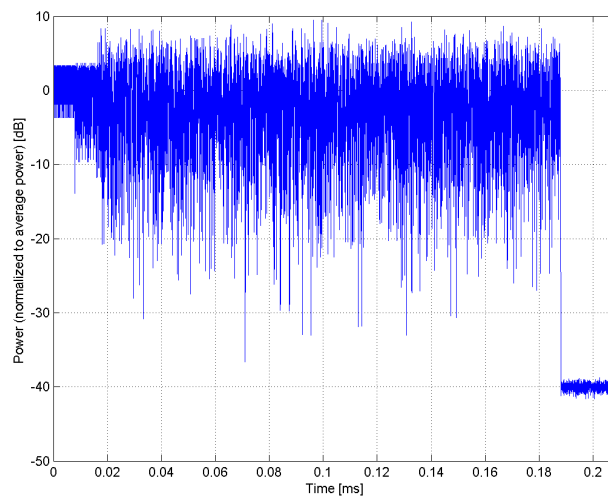
² Modulation Interference Factor (MIF) value valid only in conjunction with advanced probe response linearization calibration for the same communication system (same UID and version).



Complementary Cumulative Distribution Function (CCDF)



Frequency Domain



Time Domain

**Calibration Laboratory of
Schmid & Partner
Engineering AG**
Zeughausstrasse 43, 8004 Zurich, Switzerland

Name: **IEEE 802.11g WiFi 2.4 GHz (DSSS-OFDM, 54 Mbps, 90pc duty cycle)**

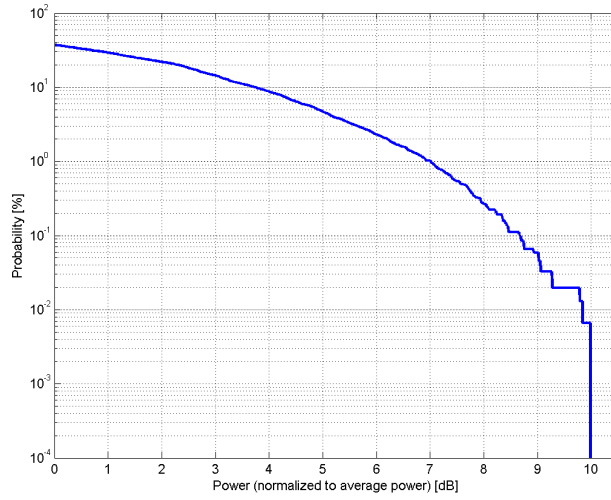
Group: WLAN
UID: 10582-AAA

PAR: ¹ **8.67 dB**
MIF: ² **-13.22 dB**

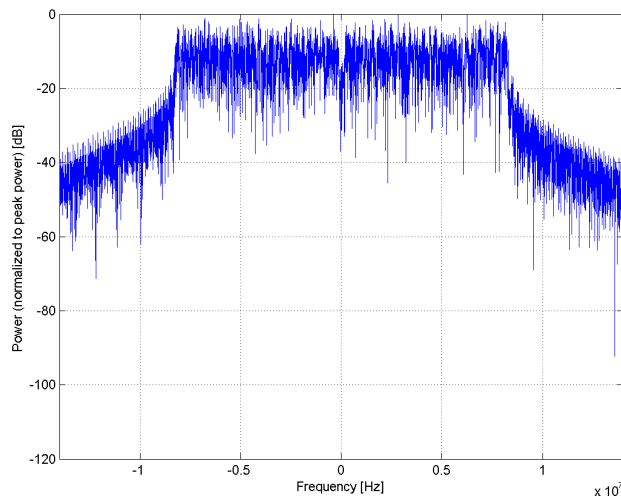
Standard Reference: IEEE 802.11-2012
FCC OET KDB 248227 D01 802.11 Wi-Fi SAR v02r01
Category: Random amplitude modulation
Modulation: 64-QAM
Frequency Band: WLAN 2.4GHz (2412.0-2484.0 MHz, 20230)
Detailed Specification: Duty cycle: 90 %
PSDU length: 1000 bytes
Frame format: DSSS-OFDM
Data Rate: 54Mbps
Preamble type: long
Bandwidth: 20.0 MHz
Integration Time: 0.2 ms

¹ PAR (0.1%) in accordance with FCC KDB 971168, Section 6.0 "Measurement of the Peak-to-Average Power Ratio (PAPR)"

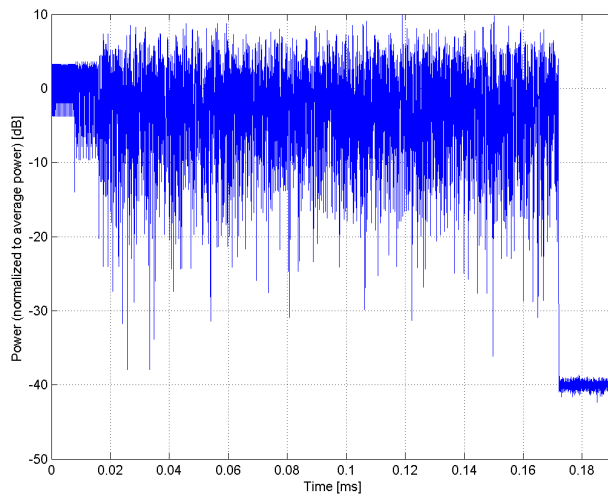
² Modulation Interference Factor (MIF) value valid only in conjunction with advanced probe response linearization calibration for the same communication system (same UID and version).



Complementary Cumulative Distribution Function (CCDF)



Frequency Domain



Time Domain

**Calibration Laboratory of
Schmid & Partner
Engineering AG**
Zeughausstrasse 43, 8004 Zurich, Switzerland

Name: **IEEE 802.11a/h WiFi 5 GHz (OFDM, 6 Mbps, 90pc duty cycle)**

Group: WLAN
UID: 10583-AAC

PAR: ¹ **8.59 dB**
MIF: ² **-6.10 dB**

Standard Reference: IEEE 802.11-2012
FCC OET KDB 248227 D01 802.11 Wi-Fi SAR v02r01

Category: Random amplitude modulation

Modulation: BPSK

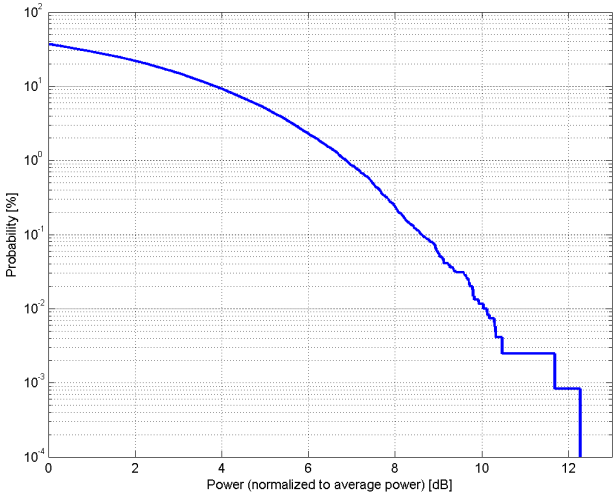
Frequency Band: WLAN 5GHz (4915.0 - 5825.0 MHz)
U-NII-1, U-NII-2A (5170 - 5330 MHz)
U-NII-2C Standalone (5490 - 5710 MHz)
U-NII-2C <5.65 GHz (5490 - 5650 MHz)
U-NII-3 Standalone (5735 - 5835 MHz)
U-NII-2C, U-NII-3 (5650 - 5835 MHz)
U-NII-4 (5.825 - 5.925 MHz)
Validation band (0.0 - 6000.0 MHz)

Detailed Specification: Duty cycle: 90%
PSDU length: 1000 bytes
Data Rate: 6Mbps

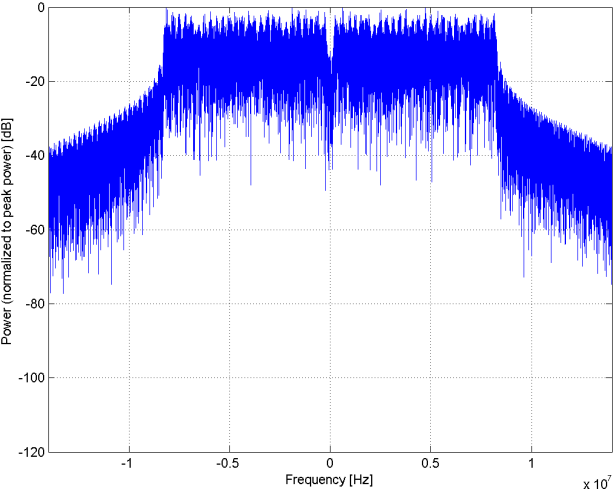
Bandwidth: 20.0 MHz
Integration Time: 1.5 ms

¹ PAR (0.1%) in accordance with FCC KDB 971168, Section 6.0 "Measurement of the Peak-to-Average Power Ratio (PAPR)"

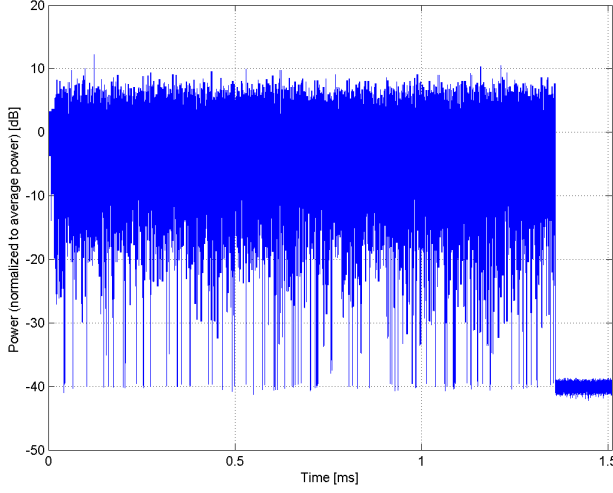
² Modulation Interference Factor (MIF) value valid only in conjunction with advanced probe response linearization calibration for the same communication system (same UID and version).



Complementary Cumulative Distribution Function (CCDF)



Frequency Domain



Time Domain

**Calibration Laboratory of
Schmid & Partner
Engineering AG**
Zeughausstrasse 43, 8004 Zurich, Switzerland

Name: **IEEE 802.11a/h WiFi 5 GHz (OFDM, 9 Mbps, 90pc duty cycle)**

Group: WLAN
UID: 10584-AAC

PAR: ¹ **8.60 dB**
MIF: ² **-6.64 dB**

Standard Reference: IEEE 802.11-2012
FCC OET KDB 248227 D01 802.11 Wi-Fi SAR v02r01

Category: Random amplitude modulation

Modulation: BPSK

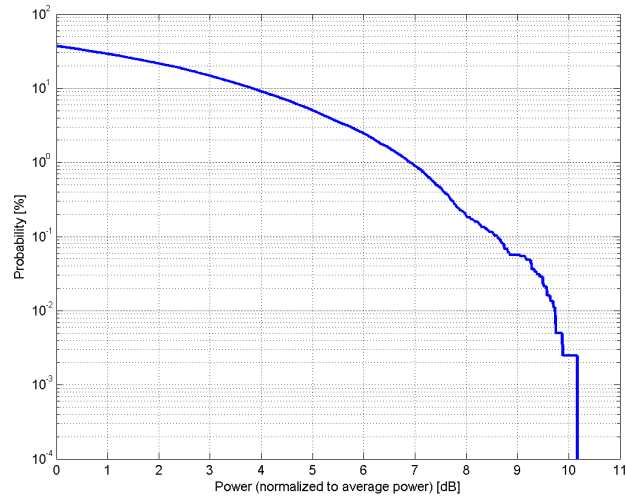
Frequency Band: WLAN 5GHz (4915.0 - 5825.0 MHz)
U-NII-1, U-NII-2A (5170 - 5330 MHz)
U-NII-2C Standalone (5490 - 5710 MHz)
U-NII-2C <5.65 GHz (5490 - 5650 MHz)
U-NII-3 Standalone (5735 - 5835 MHz)
U-NII-2C, U-NII-3 (5650 - 5835 MHz)
U-NII-4 (5.825 - 5.925 MHz)
Validation band (0.0 - 6000.0 MHz)

Detailed Specification: Duty cycle: 90%
PSDU length: 1000 bytes
Data Rate: 9Mbps

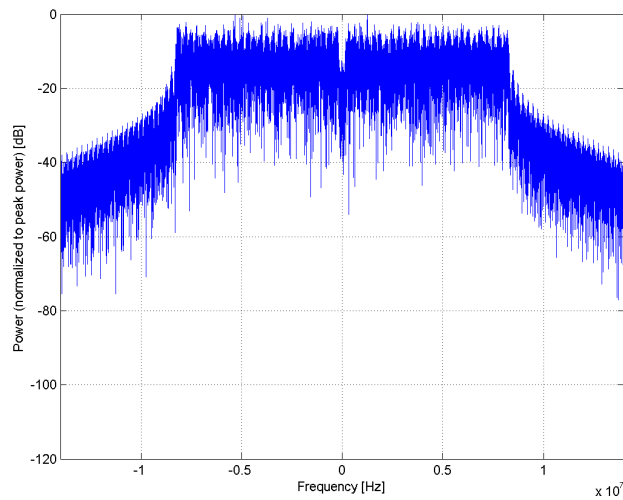
Bandwidth: 20.0 MHz
Integration Time: 1.0 ms

¹ PAR (0.1%) in accordance with FCC KDB 971168, Section 6.0 "Measurement of the Peak-to-Average Power Ratio (PAPR)"

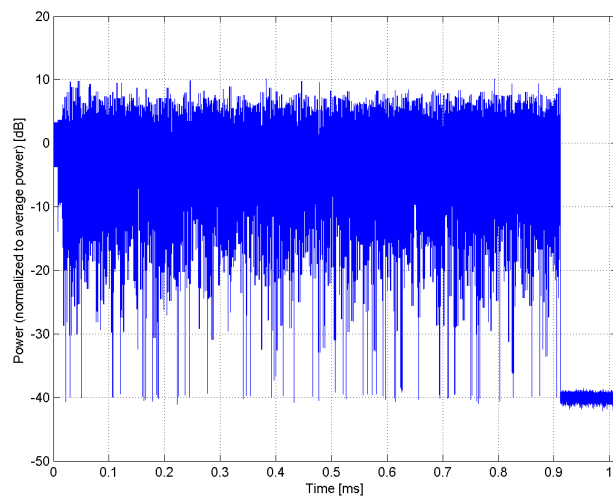
² Modulation Interference Factor (MIF) value valid only in conjunction with advanced probe response linearization calibration for the same communication system (same UID and version).



Complementary Cumulative Distribution Function (CCDF)



Frequency Domain



Time Domain

**Calibration Laboratory of
Schmid & Partner
Engineering AG**
Zeughausstrasse 43, 8004 Zurich, Switzerland

Name: **IEEE 802.11a/h WiFi 5 GHz (OFDM, 12 Mbps, 90pc duty cycle)**

Group: WLAN
UID: 10585-AAC

PAR: ¹ **8.70 dB**
MIF: ² **-7.19 dB**

Standard Reference: IEEE 802.11-2012
FCC OET KDB 248227 D01 802.11 Wi-Fi SAR v02r01

Category: Random amplitude modulation

Modulation: QPSK

Frequency Band: WLAN 5GHz (4915.0 - 5825.0 MHz)
U-NII-1, U-NII-2A (5170 - 5330 MHz)
U-NII-2C Standalone (5490 - 5710 MHz)
U-NII-2C <5.65 GHz (5490 - 5650 MHz)
U-NII-3 Standalone (5735 - 5835 MHz)
U-NII-2C, U-NII-3 (5650 - 5835 MHz)
U-NII-4 (5.825 - 5.925 MHz)
Validation band (0.0 - 6000.0 MHz)

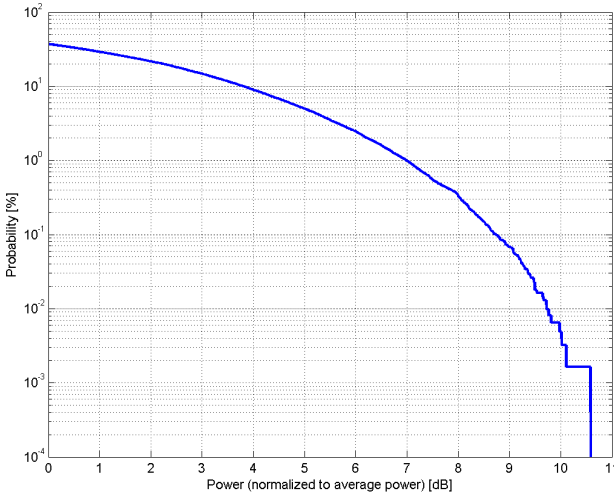
Detailed Specification: Duty cycle: 90%
PSDU length: 1000 bytes
Data Rate: 12Mbps

Bandwidth: 20.0 MHz

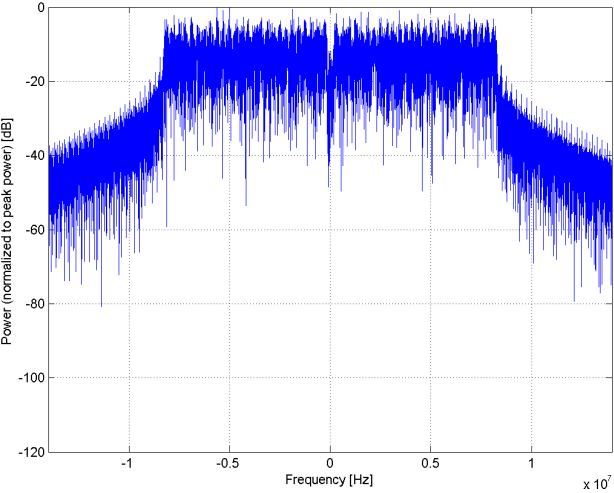
Integration Time: 0.8 ms

¹ PAR (0.1%) in accordance with FCC KDB 971168, Section 6.0 "Measurement of the Peak-to-Average Power Ratio (PAPR)"

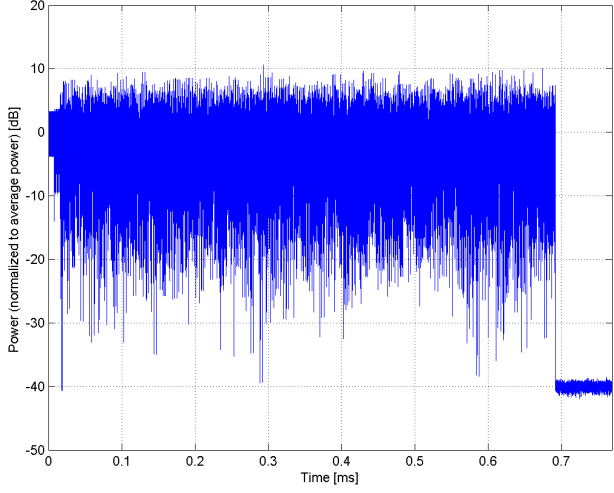
² Modulation Interference Factor (MIF) value valid only in conjunction with advanced probe response linearization calibration for the same communication system (same UID and version).



Complementary Cumulative Distribution Function (CCDF)



Frequency Domain



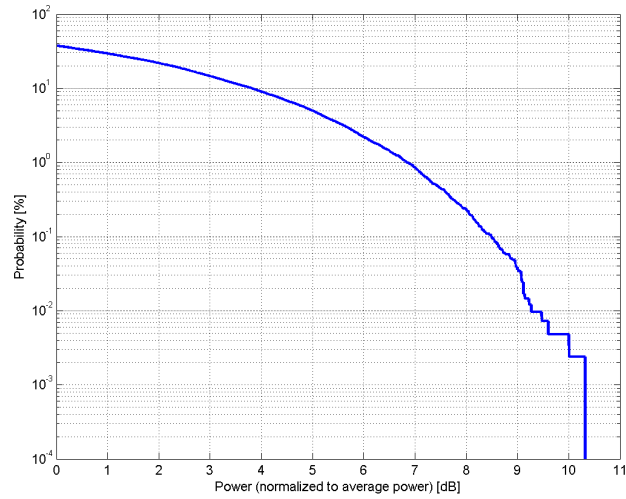
Time Domain

**Calibration Laboratory of
Schmid & Partner
Engineering AG**
Zeughausstrasse 43, 8004 Zurich, Switzerland

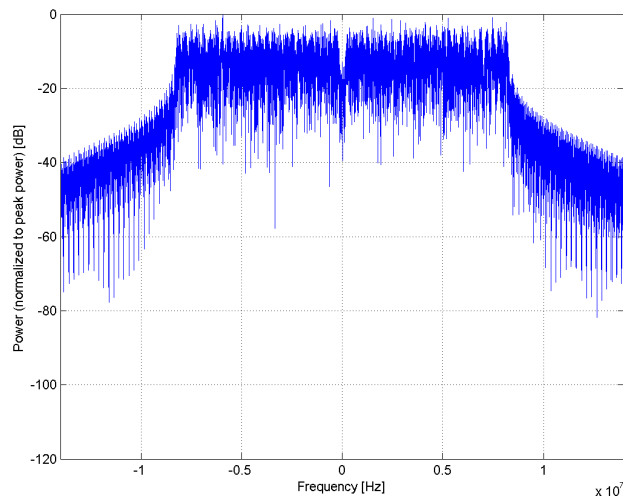
Name:	IEEE 802.11a/h WiFi 5 GHz (OFDM, 18 Mbps, 90pc duty cycle)
Group:	WLAN
UID:	10586-AAC
PAR: ¹	8.49 dB
MIF: ²	-8.19 dB
Standard Reference:	IEEE 802.11-2012 FCC OET KDB 248227 D01 802.11 Wi-Fi SAR v02r01
Category:	Random amplitude modulation
Modulation:	QPSK
Frequency Band:	WLAN 5GHz (4915.0 - 5825.0 MHz) U-NII-1, U-NII-2A (5170 - 5330 MHz) U-NII-2C Standalone (5490 - 5710 MHz) U-NII-2C <5.65 GHz (5490 - 5650 MHz) U-NII-3 Standalone (5735 - 5835 MHz) U-NII-2C, U-NII-3 (5650 - 5835 MHz) U-NII-4 (5.825 - 5.925 MHz) Validation band (0.0 - 6000.0 MHz)
Detailed Specification:	Duty cycle: 90% PSDU length: 1000 bytes Data Rate: 18Mbps
Bandwidth:	20.0 MHz
Integration Time:	0.5 ms

¹ PAR (0.1%) in accordance with FCC KDB 971168, Section 6.0 "Measurement of the Peak-to-Average Power Ratio (PAPR)"

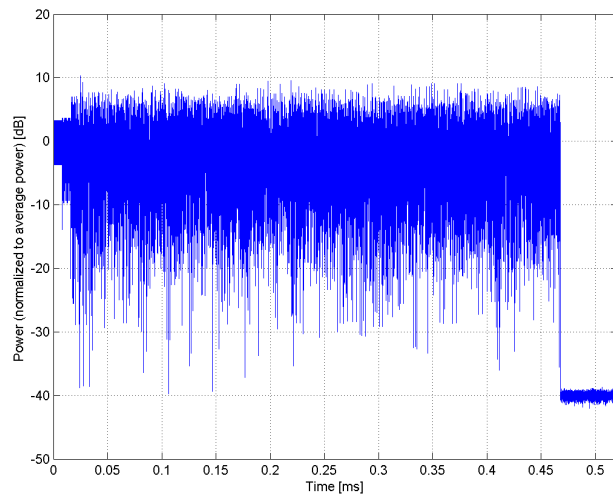
² Modulation Interference Factor (MIF) value valid only in conjunction with advanced probe response linearization calibration for the same communication system (same UID and version).



Complementary Cumulative Distribution Function (CCDF)



Frequency Domain



Time Domain

**Calibration Laboratory of
Schmid & Partner
Engineering AG**
Zeughausstrasse 43, 8004 Zurich, Switzerland

Name: **IEEE 802.11a/h WiFi 5 GHz (OFDM, 24 Mbps, 90pc duty cycle)**

Group: WLAN
UID: 10587-AAC

PAR: ¹ **8.36 dB**
MIF: ² **-9.30 dB**

Standard Reference: IEEE 802.11-2012
FCC OET KDB 248227 D01 802.11 Wi-Fi SAR v02r01

Category: Random amplitude modulation

Modulation: 16-QAM

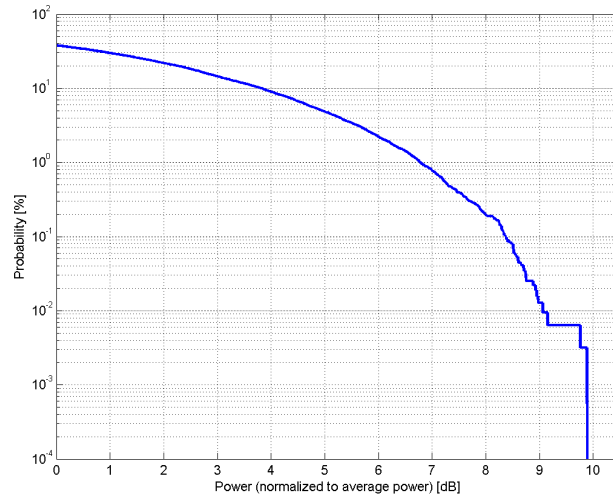
Frequency Band: WLAN 5GHz (4915.0 - 5825.0 MHz)
U-NII-1, U-NII-2A (5170 - 5330 MHz)
U-NII-2C Standalone (5490 - 5710 MHz)
U-NII-2C <5.65 GHz (5490 - 5650 MHz)
U-NII-3 Standalone (5735 - 5835 MHz)
U-NII-2C, U-NII-3 (5650 - 5835 MHz)
U-NII-4 (5.825 - 5.925 MHz)
Validation band (0.0 - 6000.0 MHz)

Detailed Specification: Duty cycle: 90%
PSDU length: 1000 bytes
Data Rate: 24Mbps

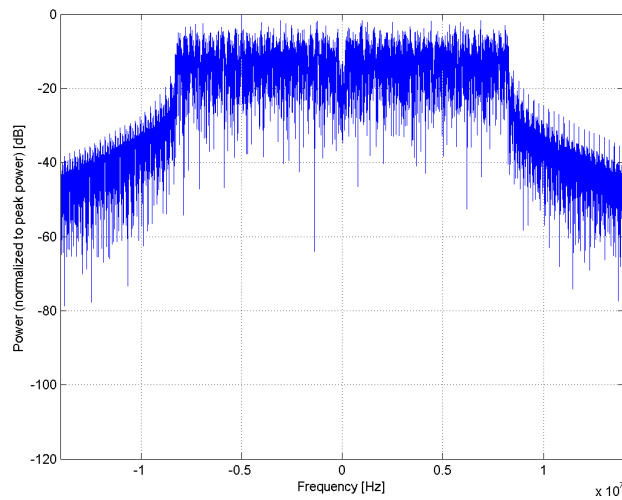
Bandwidth: 20.0 MHz
Integration Time: 0.4 ms

¹ PAR (0.1%) in accordance with FCC KDB 971168, Section 6.0 "Measurement of the Peak-to-Average Power Ratio (PAPR)"

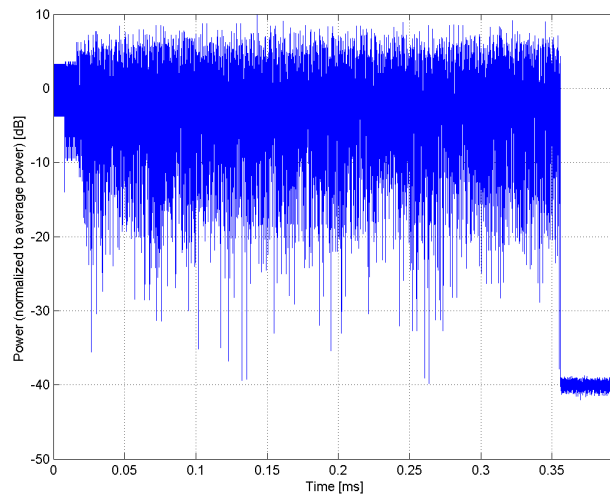
² Modulation Interference Factor (MIF) value valid only in conjunction with advanced probe response linearization calibration for the same communication system (same UID and version).



Complementary Cumulative Distribution Function (CCDF)



Frequency Domain



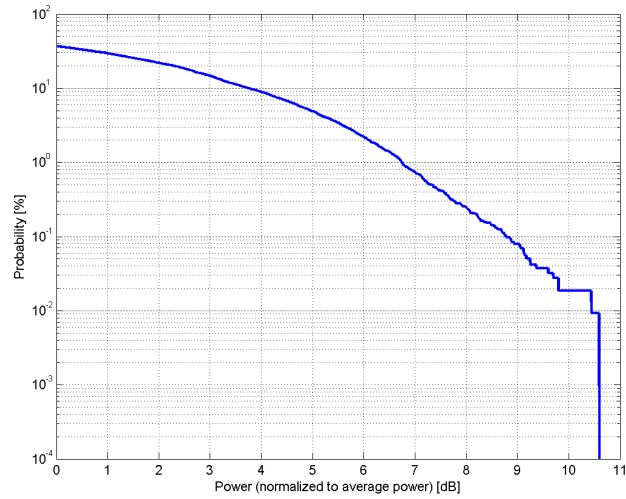
Time Domain

**Calibration Laboratory of
Schmid & Partner
Engineering AG**
Zeughausstrasse 43, 8004 Zurich, Switzerland

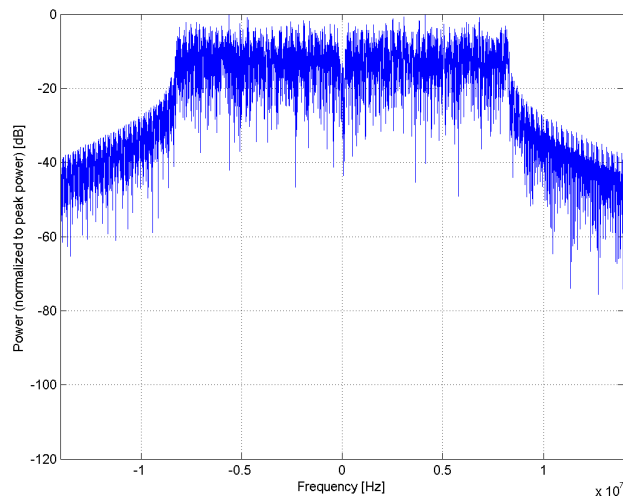
Name:	IEEE 802.11a/h WiFi 5 GHz (OFDM, 36 Mbps, 90pc duty cycle)
Group:	WLAN
UID:	10588-AAC
PAR: ¹	8.76 dB
MIF: ²	-11.10 dB
Standard Reference:	IEEE 802.11-2012 FCC OET KDB 248227 D01 802.11 Wi-Fi SAR v02r01
Category:	Random amplitude modulation
Modulation:	16-QAM
Frequency Band:	WLAN 5GHz (4915.0 - 5825.0 MHz) U-NII-1, U-NII-2A (5170 - 5330 MHz) U-NII-2C Standalone (5490 - 5710 MHz) U-NII-2C <5.65 GHz (5490 - 5650 MHz) U-NII-3 Standalone (5735 - 5835 MHz) U-NII-2C, U-NII-3 (5650 - 5835 MHz) U-NII-4 (5.825 - 5.925 MHz) Validation band (0.0 - 6000.0 MHz)
Detailed Specification:	Duty cycle: 90% PSDU length: 1000 bytes Data Rate: 36Mbps
Bandwidth:	20.0 MHz
Integration Time:	0.3 ms

¹ PAR (0.1%) in accordance with FCC KDB 971168, Section 6.0 "Measurement of the Peak-to-Average Power Ratio (PAPR)"

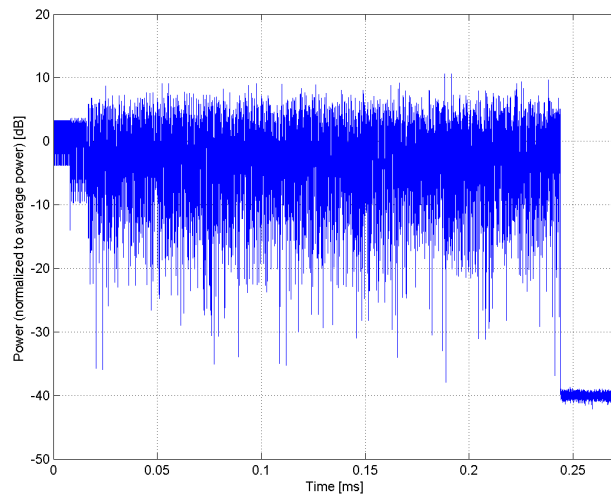
² Modulation Interference Factor (MIF) value valid only in conjunction with advanced probe response linearization calibration for the same communication system (same UID and version).



Complementary Cumulative Distribution Function (CCDF)



Frequency Domain



Time Domain

**Calibration Laboratory of
Schmid & Partner
Engineering AG**
Zeughausstrasse 43, 8004 Zurich, Switzerland

Name: **IEEE 802.11a/h WiFi 5 GHz (OFDM, 48 Mbps, 90pc duty cycle)**

Group: WLAN
UID: 10589-AAC

PAR: ¹ **8.35 dB**
MIF: ² **-12.77 dB**

Standard Reference: IEEE 802.11-2012
FCC OET KDB 248227 D01 802.11 Wi-Fi SAR v02r01

Category: Random amplitude modulation

Modulation: 64-QAM

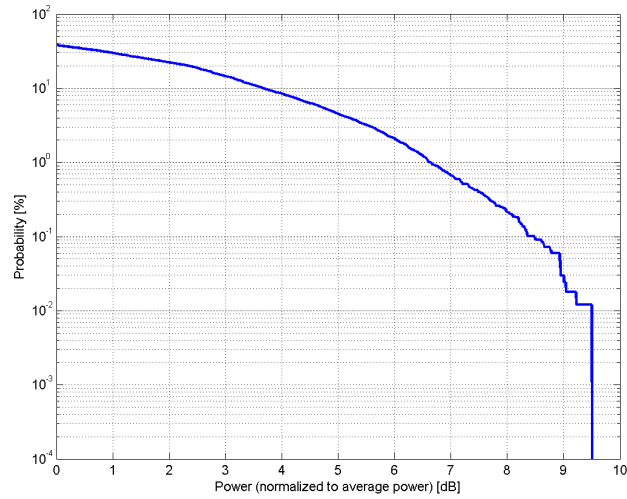
Frequency Band: WLAN 5GHz (4915.0 - 5825.0 MHz)
U-NII-1, U-NII-2A (5170 - 5330 MHz)
U-NII-2C Standalone (5490 - 5710 MHz)
U-NII-2C <5.65 GHz (5490 - 5650 MHz)
U-NII-3 Standalone (5735 - 5835 MHz)
U-NII-2C, U-NII-3 (5650 - 5835 MHz)
U-NII-4 (5.825 - 5.925 MHz)
Validation band (0.0 - 6000.0 MHz)

Detailed Specification: Duty cycle: 90%
PSDU length: 1000 bytes
Data Rate: 48Mbps

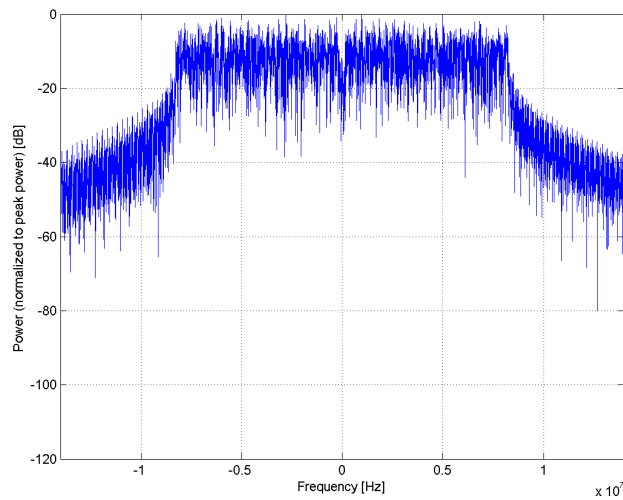
Bandwidth: 20.0 MHz
Integration Time: 0.2 ms

¹ PAR (0.1%) in accordance with FCC KDB 971168, Section 6.0 "Measurement of the Peak-to-Average Power Ratio (PAPR)"

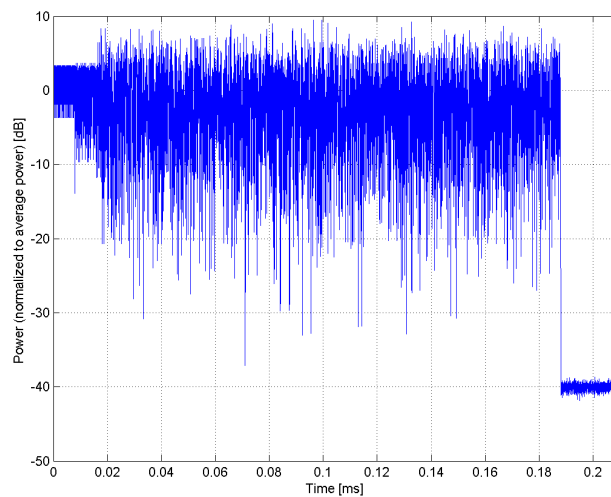
² Modulation Interference Factor (MIF) value valid only in conjunction with advanced probe response linearization calibration for the same communication system (same UID and version).



Complementary Cumulative Distribution Function (CCDF)



Frequency Domain



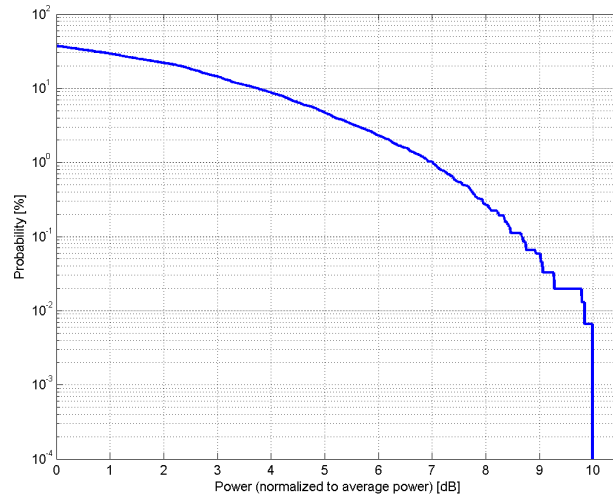
Time Domain

**Calibration Laboratory of
Schmid & Partner
Engineering AG**
Zeughausstrasse 43, 8004 Zurich, Switzerland

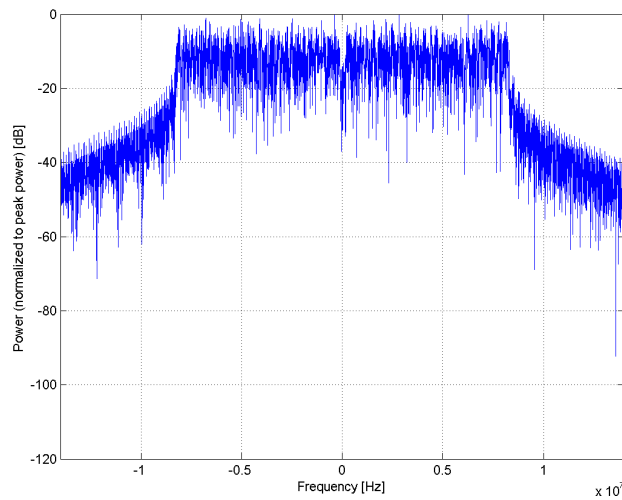
Name:	IEEE 802.11a/h WiFi 5 GHz (OFDM, 54 Mbps, 90pc duty cycle)
Group:	WLAN
UID:	10590-AAC
PAR: ¹	8.67 dB
MIF: ²	-13.22 dB
Standard Reference:	IEEE 802.11-2012 FCC OET KDB 248227 D01 802.11 Wi-Fi SAR v02r01
Category:	Random amplitude modulation
Modulation:	64-QAM
Frequency Band:	WLAN 5GHz (4915.0 - 5825.0 MHz) U-NII-1, U-NII-2A (5170 - 5330 MHz) U-NII-2C Standalone (5490 - 5710 MHz) U-NII-2C <5.65 GHz (5490 - 5650 MHz) U-NII-3 Standalone (5735 - 5835 MHz) U-NII-2C, U-NII-3 (5650 - 5835 MHz) U-NII-4 (5.825 - 5.925 MHz) Validation band (0.0 - 6000.0 MHz)
Detailed Specification:	Duty cycle: 90% PSDU length: 1000 bytes Data Rate: 54Mbps
Bandwidth:	20.0 MHz
Integration Time:	0.2 ms

¹ PAR (0.1%) in accordance with FCC KDB 971168, Section 6.0 "Measurement of the Peak-to-Average Power Ratio (PAPR)"

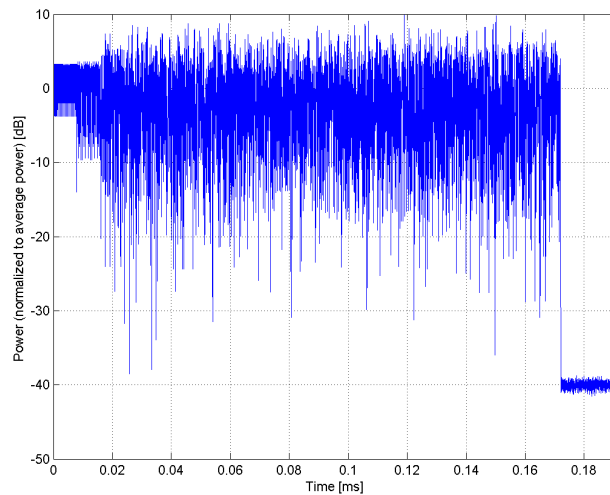
² Modulation Interference Factor (MIF) value valid only in conjunction with advanced probe response linearization calibration for the same communication system (same UID and version).



Complementary Cumulative Distribution Function (CCDF)



Frequency Domain



Time Domain

**Calibration Laboratory of
Schmid & Partner
Engineering AG**
Zeughausstrasse 43, 8004 Zurich, Switzerland

Name: **IEEE 802.11n (HT Mixed, 20MHz, MCS0, 90pc duty cycle)**

Group: WLAN
UID: 10591-AAC

PAR: ¹ **8.63 dB**
MIF: ² **-5.59 dB**

Standard Reference: IEEE 802.11-2012
FCC OET KDB 248227 D01 802.11 Wi-Fi SAR v02r01

Category: Random amplitude modulation

Modulation: BPSK

Frequency Band: WLAN 2.4GHz (2412.0 - 2484.0 MHz)
WLAN 5GHz (4915.0 - 5825.0 MHz)
U-NII-1, U-NII-2A (5170 - 5330 MHz)
U-NII-2C Standalone (5490 - 5710 MHz)
U-NII-2C <5.65 GHz (5490 - 5650 MHz)
U-NII-3 Standalone (5735 - 5835 MHz)
U-NII-2C, U-NII-3 (5650 - 5835 MHz)
U-NII-4 (5.825 - 5.925 MHz)
Validation band (0.0 - 6000.0 MHz)

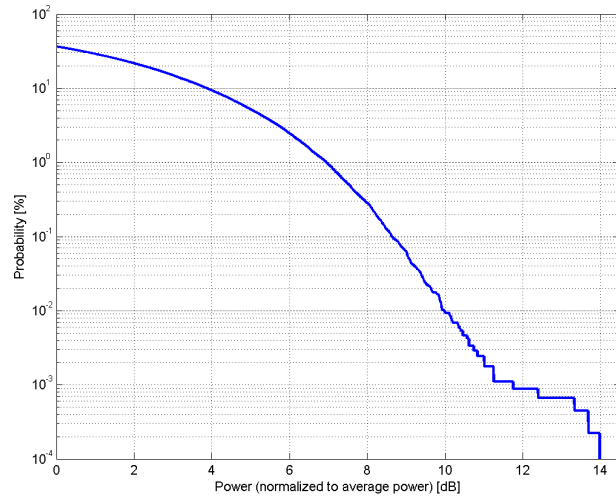
Detailed Specification: Duty cycle: 90%
MPDU length: 4096 bytes
MCS: 0
Guard interval: long

Bandwidth: 20.0 MHz

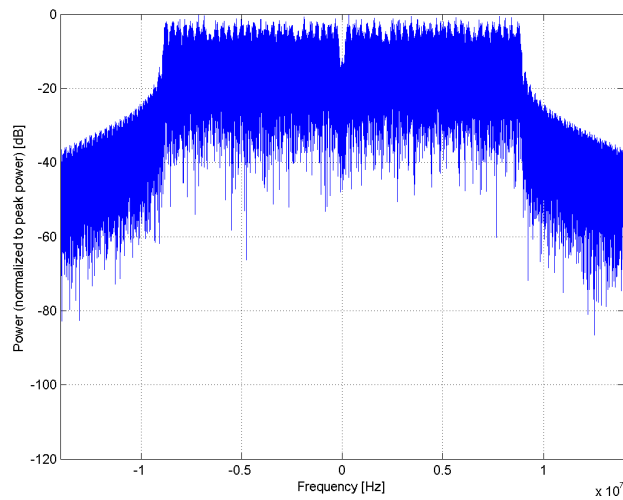
Integration Time: 5.6 ms

¹ PAR (0.1%) in accordance with FCC KDB 971168, Section 6.0 "Measurement of the Peak-to-Average Power Ratio (PAPR)"

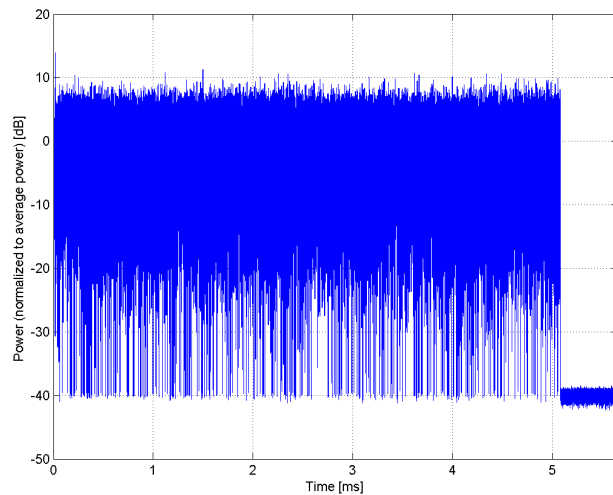
² Modulation Interference Factor (MIF) value valid only in conjunction with advanced probe response linearization calibration for the same communication system (same UID and version).



Complementary Cumulative Distribution Function (CCDF)



Frequency Domain



Time Domain

**Calibration Laboratory of
Schmid & Partner
Engineering AG**
Zeughausstrasse 43, 8004 Zurich, Switzerland

Name: **IEEE 802.11n (HT Mixed, 20MHz, MCS1, 90pc duty cycle)**

Group: WLAN
UID: 10592-AAC

PAR: ¹ **8.79 dB**
MIF: ² **-5.61 dB**

Standard Reference: IEEE 802.11-2012
FCC OET KDB 248227 D01 802.11 Wi-Fi SAR v02r01

Category: Random amplitude modulation

Modulation: QPSK

Frequency Band: WLAN 2.4GHz (2412.0 - 2484.0 MHz)
WLAN 5GHz (4915.0 - 5825.0 MHz)
U-NII-1, U-NII-2A (5170 - 5330 MHz)
U-NII-2C Standalone (5490 - 5710 MHz)
U-NII-2C <5.65 GHz (5490 - 5650 MHz)
U-NII-3 Standalone (5735 - 5835 MHz)
U-NII-2C, U-NII-3 (5650 - 5835 MHz)
U-NII-4 (5.825 - 5.925 MHz)
Validation band (0.0 - 6000.0 MHz)

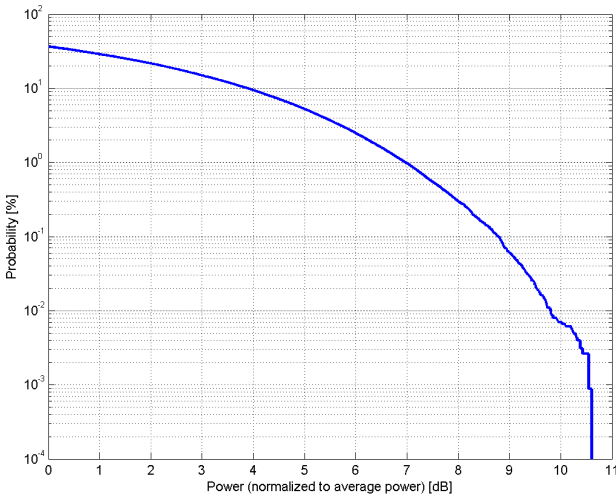
Detailed Specification: Duty cycle: 90%
MPDU length: 4096 bytes
MCS: 1
Guard interval: long

Bandwidth: 20.0 MHz

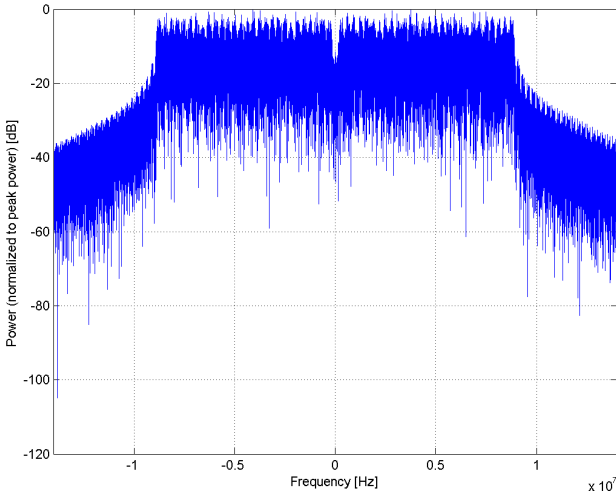
Integration Time: 2.8 ms

¹ PAR (0.1%) in accordance with FCC KDB 971168, Section 6.0 "Measurement of the Peak-to-Average Power Ratio (PAPR)"

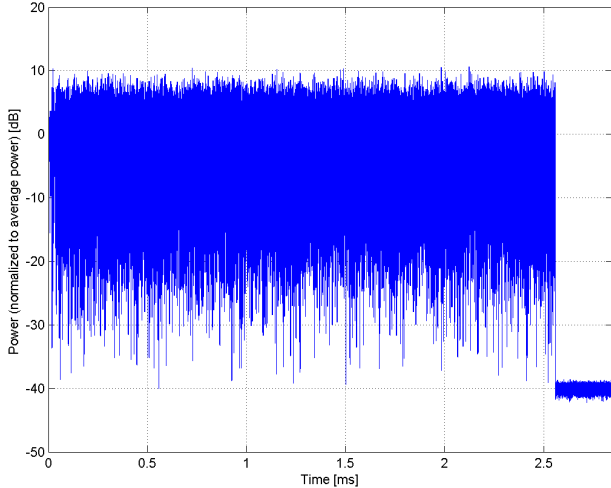
² Modulation Interference Factor (MIF) value valid only in conjunction with advanced probe response linearization calibration for the same communication system (same UID and version).



Complementary Cumulative Distribution Function (CCDF)



Frequency Domain



Time Domain

**Calibration Laboratory of
Schmid & Partner
Engineering AG**
Zeughausstrasse 43, 8004 Zurich, Switzerland

Name: **IEEE 802.11n (HT Mixed, 20MHz, MCS2, 90pc duty cycle)**

Group: WLAN
UID: 10593-AAC

PAR: ¹ **8.64 dB**
MIF: ² **-5.84 dB**

Standard Reference: IEEE 802.11-2012
FCC OET KDB 248227 D01 802.11 Wi-Fi SAR v02r01

Category: Random amplitude modulation

Modulation: QPSK

Frequency Band: WLAN 2.4GHz (2412.0 - 2484.0 MHz)
WLAN 5GHz (4915.0 - 5825.0 MHz)
U-NII-1, U-NII-2A (5170 - 5330 MHz)
U-NII-2C Standalone (5490 - 5710 MHz)
U-NII-2C <5.65 GHz (5490 - 5650 MHz)
U-NII-3 Standalone (5735 - 5835 MHz)
U-NII-2C, U-NII-3 (5650 - 5835 MHz)
U-NII-4 (5.825 - 5.925 MHz)
Validation band (0.0 - 6000.0 MHz)

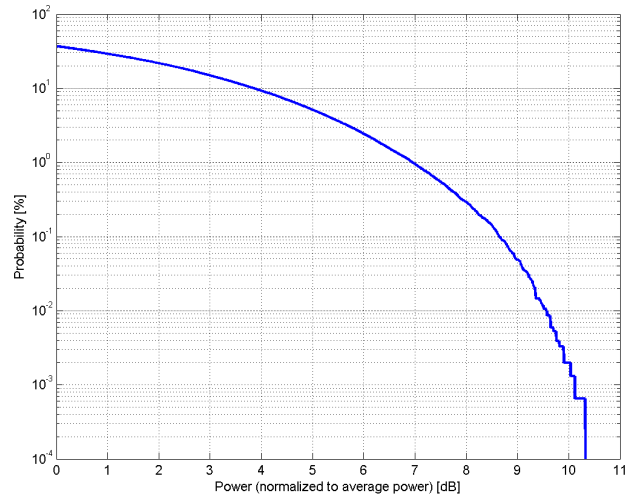
Detailed Specification: Duty cycle: 90%
MPDU length: 4096 bytes
MCS: 2
Guard interval: long

Bandwidth: 20.0 MHz

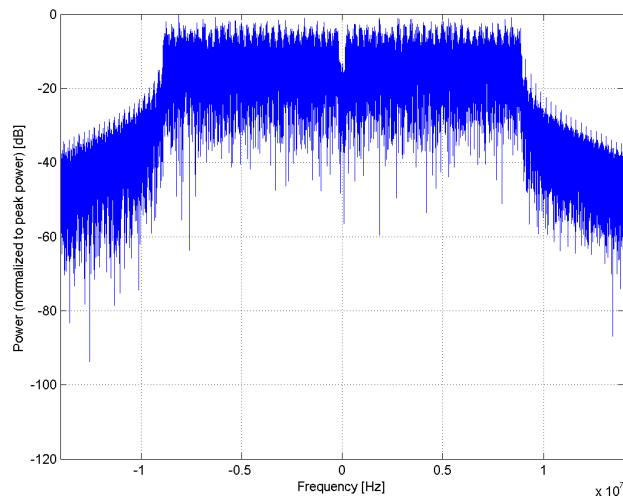
Integration Time: 1.9 ms

¹ PAR (0.1%) in accordance with FCC KDB 971168, Section 6.0 "Measurement of the Peak-to-Average Power Ratio (PAPR)"

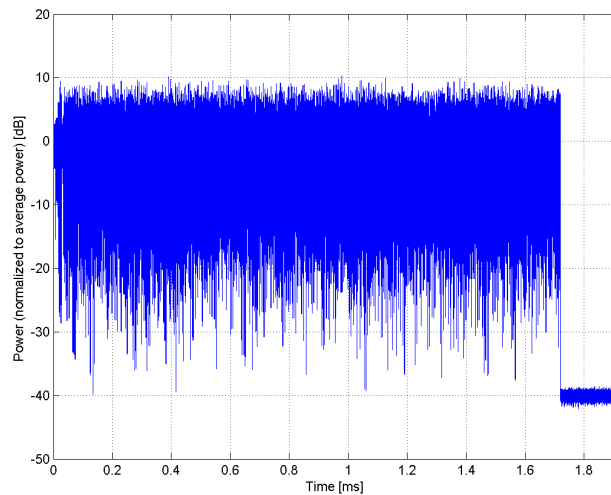
² Modulation Interference Factor (MIF) value valid only in conjunction with advanced probe response linearization calibration for the same communication system (same UID and version).



Complementary Cumulative Distribution Function (CCDF)



Frequency Domain



Time Domain

**Calibration Laboratory of
Schmid & Partner
Engineering AG**
Zeughausstrasse 43, 8004 Zurich, Switzerland

Name: **IEEE 802.11n (HT Mixed, 20MHz, MCS3, 90pc duty cycle)**

Group: WLAN
UID: 10594-AAC

PAR: ¹ **8.74 dB**
MIF: ² **-6.17 dB**

Standard Reference: IEEE 802.11-2012
FCC OET KDB 248227 D01 802.11 Wi-Fi SAR v02r01

Category: Random amplitude modulation

Modulation: 16-QAM

Frequency Band: WLAN 2.4GHz (2412.0 - 2484.0 MHz)
WLAN 5GHz (4915.0 - 5825.0 MHz)
U-NII-1, U-NII-2A (5170 - 5330 MHz)
U-NII-2C Standalone (5490 - 5710 MHz)
U-NII-2C <5.65 GHz (5490 - 5650 MHz)
U-NII-3 Standalone (5735 - 5835 MHz)
U-NII-2C, U-NII-3 (5650 - 5835 MHz)
U-NII-4 (5.825 - 5.925 MHz)
Validation band (0.0 - 6000.0 MHz)

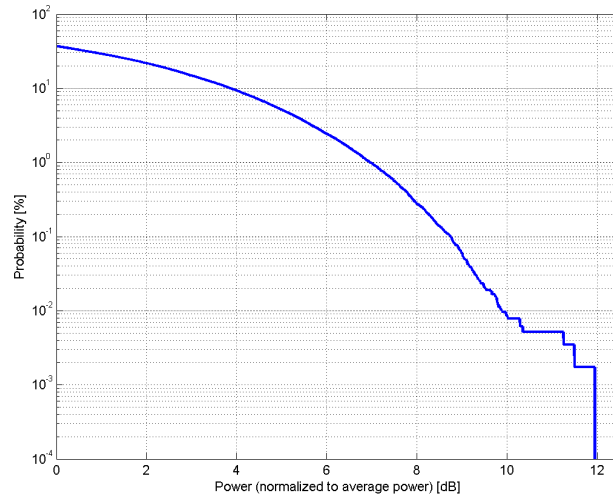
Detailed Specification: Duty cycle: 90%
MPDU length: 4096 bytes
MCS: 3
Guard interval: long

Bandwidth: 20.0 MHz

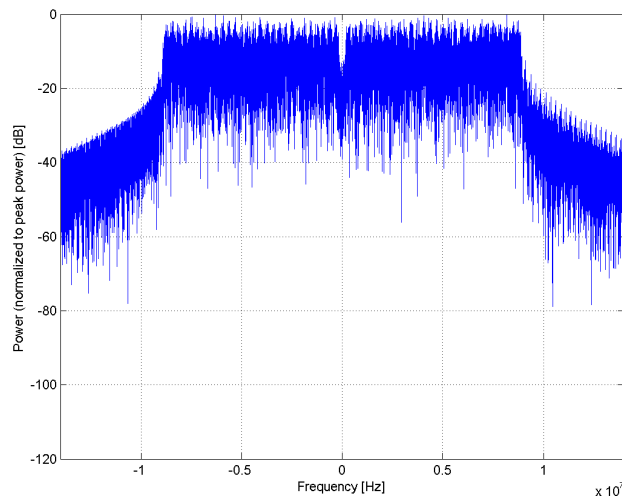
Integration Time: 1.4 ms

¹ PAR (0.1%) in accordance with FCC KDB 971168, Section 6.0 "Measurement of the Peak-to-Average Power Ratio (PAPR)"

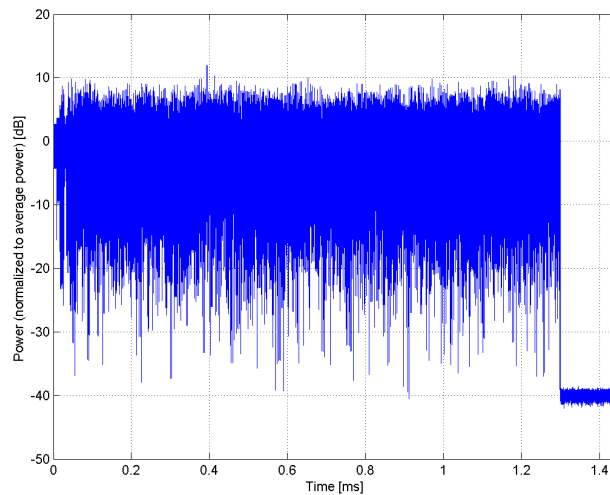
² Modulation Interference Factor (MIF) value valid only in conjunction with advanced probe response linearization calibration for the same communication system (same UID and version).



Complementary Cumulative Distribution Function (CCDF)



Frequency Domain



Time Domain

**Calibration Laboratory of
Schmid & Partner
Engineering AG**
Zeughausstrasse 43, 8004 Zurich, Switzerland

Name: **IEEE 802.11n (HT Mixed, 20MHz, MCS4, 90pc duty cycle)**

Group: WLAN
UID: 10595-AAC

PAR: ¹ **8.74 dB**
MIF: ² **-6.72 dB**

Standard Reference: IEEE 802.11-2012
FCC OET KDB 248227 D01 802.11 Wi-Fi SAR v02r01

Category: Random amplitude modulation

Modulation: 16-QAM

Frequency Band: WLAN 2.4GHz (2412.0 - 2484.0 MHz)
WLAN 5GHz (4915.0 - 5825.0 MHz)
U-NII-1, U-NII-2A (5170 - 5330 MHz)
U-NII-2C Standalone (5490 - 5710 MHz)
U-NII-2C <5.65 GHz (5490 - 5650 MHz)
U-NII-3 Standalone (5735 - 5835 MHz)
U-NII-2C, U-NII-3 (5650 - 5835 MHz)
U-NII-4 (5.825 - 5.925 MHz)
Validation band (0.0 - 6000.0 MHz)

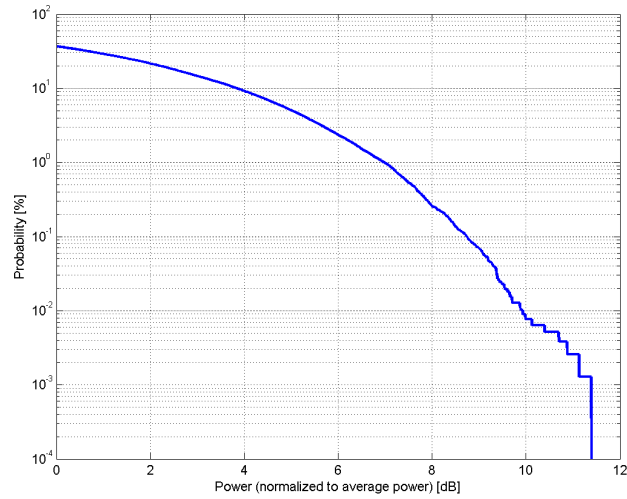
Detailed Specification: Duty cycle: 90%
MPDU length: 4096 bytes
MCS: 4
Guard interval: long

Bandwidth: 20.0 MHz

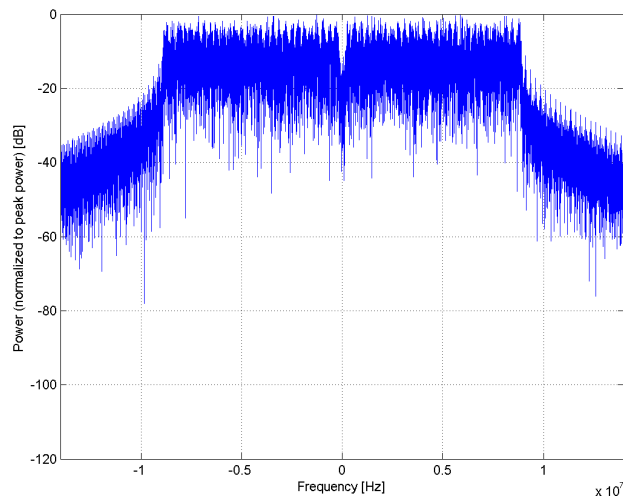
Integration Time: 1.0 ms

¹ PAR (0.1%) in accordance with FCC KDB 971168, Section 6.0 "Measurement of the Peak-to-Average Power Ratio (PAPR)"

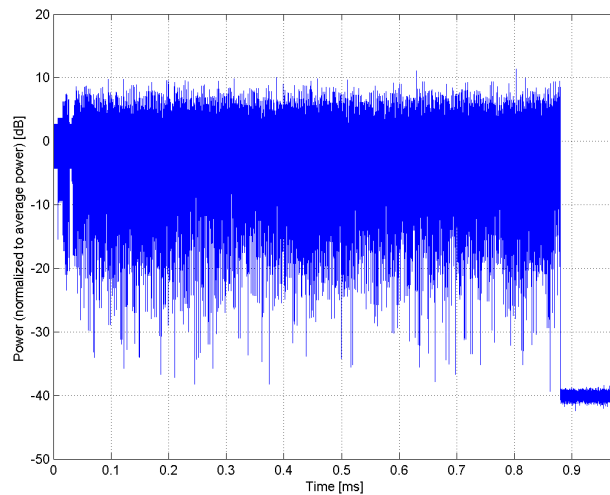
² Modulation Interference Factor (MIF) value valid only in conjunction with advanced probe response linearization calibration for the same communication system (same UID and version).



Complementary Cumulative Distribution Function (CCDF)



Frequency Domain



Time Domain

**Calibration Laboratory of
Schmid & Partner
Engineering AG**
Zeughausstrasse 43, 8004 Zurich, Switzerland

Name: **IEEE 802.11n (HT Mixed, 20MHz, MCS5, 90pc duty cycle)**

Group: WLAN
UID: 10596-AAC

PAR: ¹ **8.71 dB**
MIF: ² **-7.25 dB**

Standard Reference: IEEE 802.11-2012
FCC OET KDB 248227 D01 802.11 Wi-Fi SAR v02r01

Category: Random amplitude modulation

Modulation: 64-QAM

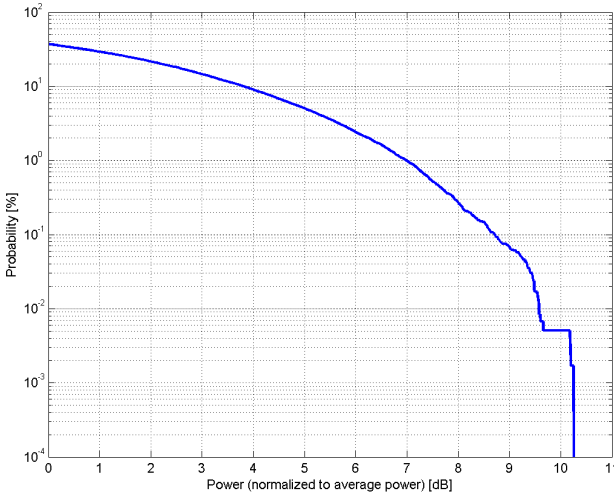
Frequency Band: WLAN 2.4GHz (2412.0 - 2484.0 MHz)
WLAN 5GHz (4915.0 - 5825.0 MHz)
U-NII-1, U-NII-2A (5170 - 5330 MHz)
U-NII-2C Standalone (5490 - 5710 MHz)
U-NII-2C <5.65 GHz (5490 - 5650 MHz)
U-NII-3 Standalone (5735 - 5835 MHz)
U-NII-2C, U-NII-3 (5650 - 5835 MHz)
U-NII-4 (5.825 - 5.925 MHz)
Validation band (0.0 - 6000.0 MHz)

Detailed Specification: Duty cycle: 90%
MPDU length: 4096 bytes
MCS: 5
Guard interval: long

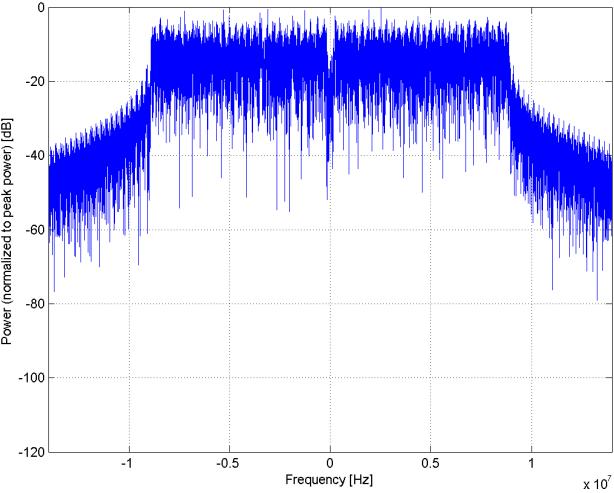
Bandwidth: 20.0 MHz
Integration Time: 0.7 ms

¹ PAR (0.1%) in accordance with FCC KDB 971168, Section 6.0 "Measurement of the Peak-to-Average Power Ratio (PAPR)"

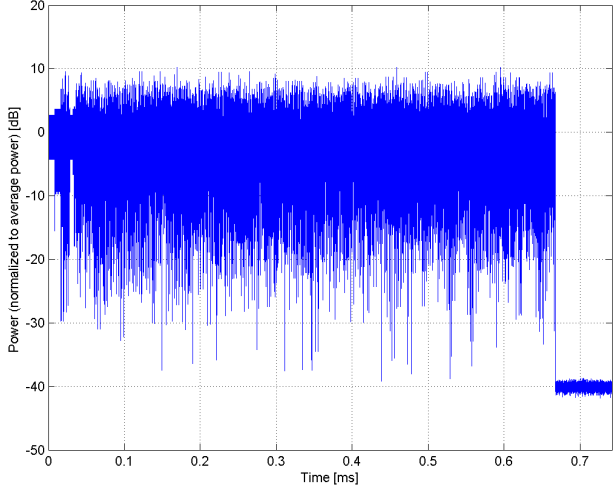
² Modulation Interference Factor (MIF) value valid only in conjunction with advanced probe response linearization calibration for the same communication system (same UID and version).



Complementary Cumulative Distribution Function (CCDF)



Frequency Domain



Time Domain

**Calibration Laboratory of
Schmid & Partner
Engineering AG**
Zeughausstrasse 43, 8004 Zurich, Switzerland

Name: **IEEE 802.11n (HT Mixed, 20MHz, MCS6, 90pc duty cycle)**

Group: WLAN
UID: 10597-AAC

PAR: ¹ **8.72 dB**
MIF: ² **-7.54 dB**

Standard Reference: IEEE 802.11-2012
FCC OET KDB 248227 D01 802.11 Wi-Fi SAR v02r01

Category: Random amplitude modulation

Modulation: 64-QAM

Frequency Band: WLAN 2.4GHz (2412.0 - 2484.0 MHz)
WLAN 5GHz (4915.0 - 5825.0 MHz)
U-NII-1, U-NII-2A (5170 - 5330 MHz)
U-NII-2C Standalone (5490 - 5710 MHz)
U-NII-2C <5.65 GHz (5490 - 5650 MHz)
U-NII-3 Standalone (5735 - 5835 MHz)
U-NII-2C, U-NII-3 (5650 - 5835 MHz)
U-NII-4 (5.825 - 5.925 MHz)
Validation band (0.0 - 6000.0 MHz)

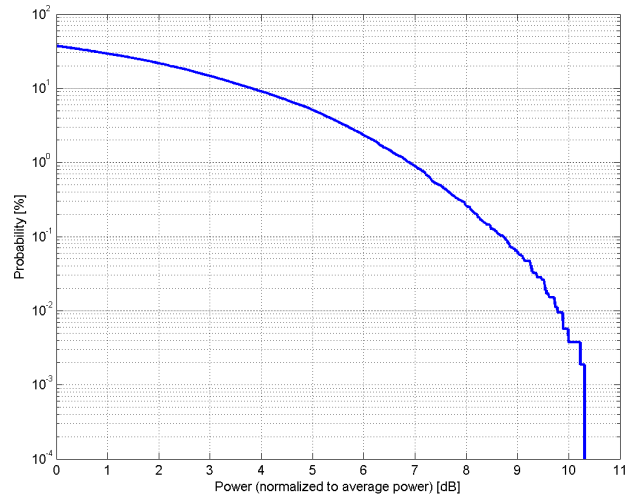
Detailed Specification: Duty cycle: 90%
MPDU length: 4096 bytes
MCS: 6
Guard interval: long

Bandwidth: 20.0 MHz

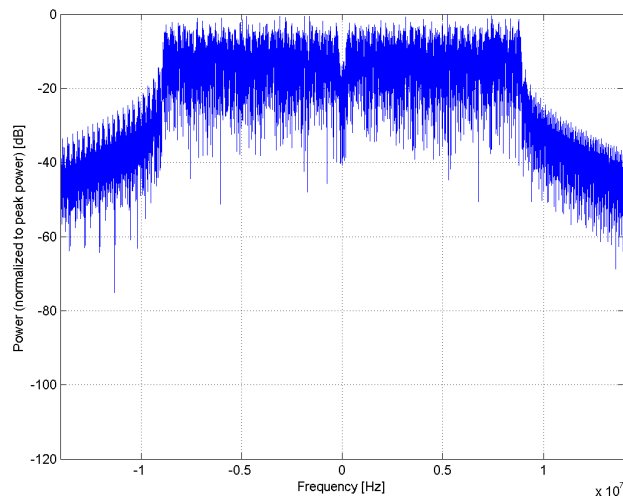
Integration Time: 0.7 ms

¹ PAR (0.1%) in accordance with FCC KDB 971168, Section 6.0 "Measurement of the Peak-to-Average Power Ratio (PAPR)"

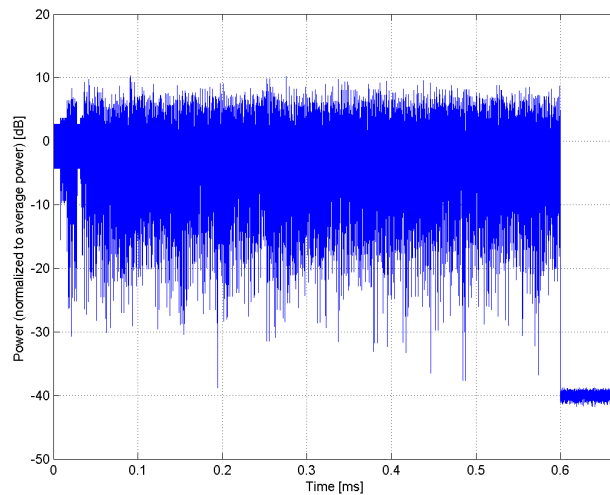
² Modulation Interference Factor (MIF) value valid only in conjunction with advanced probe response linearization calibration for the same communication system (same UID and version).



Complementary Cumulative Distribution Function (CCDF)



Frequency Domain



Time Domain

**Calibration Laboratory of
Schmid & Partner
Engineering AG**
Zeughausstrasse 43, 8004 Zurich, Switzerland

Name: **IEEE 802.11n (HT Mixed, 20MHz, MCS7, 90pc duty cycle)**

Group: WLAN
UID: 10598-AAC

PAR: ¹ **8.50 dB**
MIF: ² **-7.86 dB**

Standard Reference: IEEE 802.11-2012
FCC OET KDB 248227 D01 802.11 Wi-Fi SAR v02r01

Category: Random amplitude modulation

Modulation: 64-QAM

Frequency Band: WLAN 2.4GHz (2412.0 - 2484.0 MHz)
WLAN 5GHz (4915.0 - 5825.0 MHz)
U-NII-1, U-NII-2A (5170 - 5330 MHz)
U-NII-2C Standalone (5490 - 5710 MHz)
U-NII-2C <5.65 GHz (5490 - 5650 MHz)
U-NII-3 Standalone (5735 - 5835 MHz)
U-NII-2C, U-NII-3 (5650 - 5835 MHz)
U-NII-4 (5.825 - 5.925 MHz)
Validation band (0.0 - 6000.0 MHz)

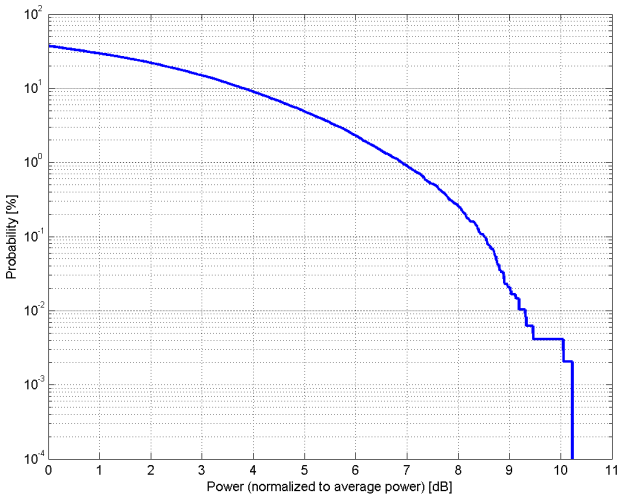
Detailed Specification: Duty cycle: 90%
MPDU length: 4096 bytes
MCS: 7
Guard interval: long

Bandwidth: 20.0 MHz

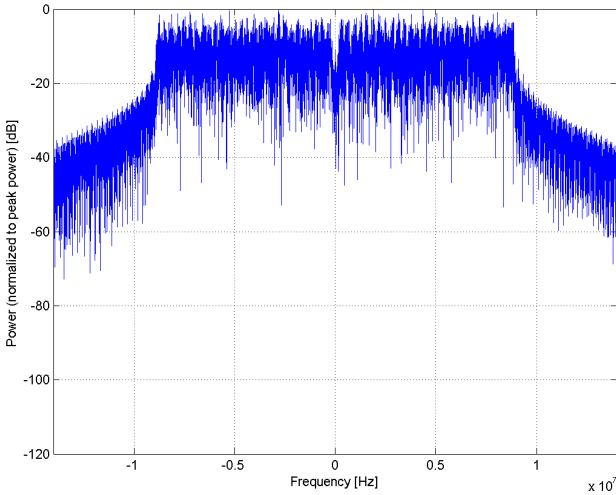
Integration Time: 0.6 ms

¹ PAR (0.1%) in accordance with FCC KDB 971168, Section 6.0 "Measurement of the Peak-to-Average Power Ratio (PAPR)"

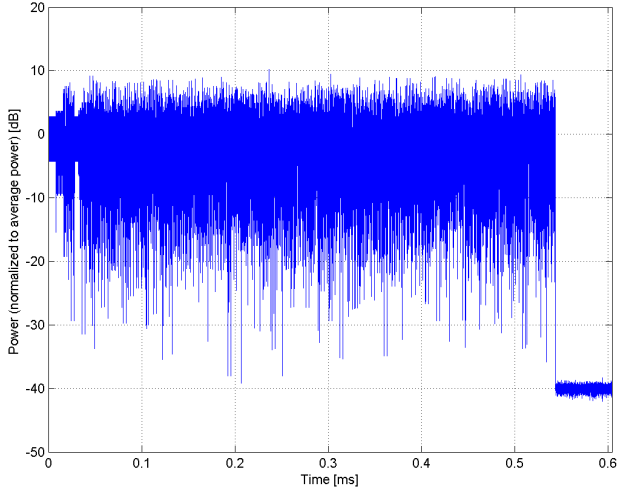
² Modulation Interference Factor (MIF) value valid only in conjunction with advanced probe response linearization calibration for the same communication system (same UID and version).



Complementary Cumulative Distribution Function (CCDF)



Frequency Domain



Time Domain

**Calibration Laboratory of
Schmid & Partner
Engineering AG**
Zeughausstrasse 43, 8004 Zurich, Switzerland

Name: **IEEE 802.11n (HT Mixed, 40MHz, MCS0, 90pc duty cycle)**

Group: WLAN
UID: 10599-AAC

PAR: ¹ **8.79 dB**
MIF: ² **-5.59 dB**

Standard Reference: IEEE 802.11-2012
FCC OET KDB 248227 D01 802.11 Wi-Fi SAR v02r01

Category: Random amplitude modulation

Modulation: BPSK

Frequency Band: WLAN 2.4GHz (2412.0 - 2484.0 MHz)
WLAN 5GHz (4915.0 - 5825.0 MHz)
U-NII-1, U-NII-2A (5170 - 5330 MHz)
U-NII-2C Standalone (5490 - 5710 MHz)
U-NII-2C <5.65 GHz (5490 - 5650 MHz)
U-NII-3 Standalone (5735 - 5835 MHz)
U-NII-2C, U-NII-3 (5650 - 5835 MHz)
U-NII-4 (5.825 - 5.925 MHz)
Validation band (0.0 - 6000.0 MHz)

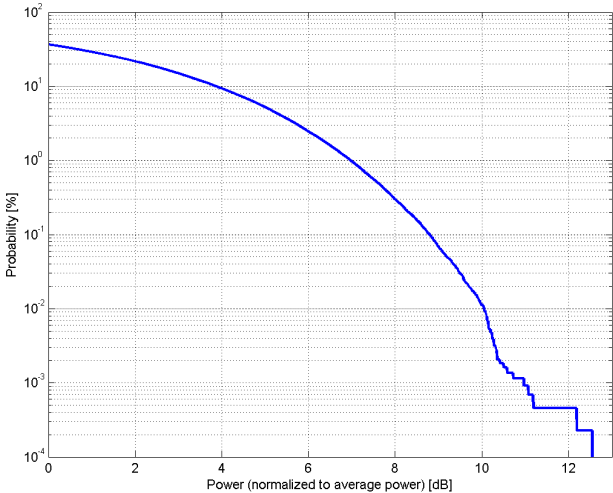
Detailed Specification: Duty cycle: 90%
MPDU length: 4096 bytes
MCS: 0
Guard interval: long

Bandwidth: 40.0 MHz

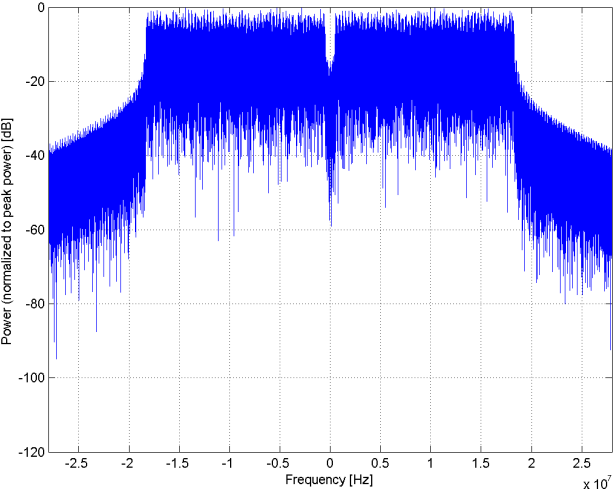
Integration Time: 2.7 ms

¹ PAR (0.1%) in accordance with FCC KDB 971168, Section 6.0 "Measurement of the Peak-to-Average Power Ratio (PAPR)"

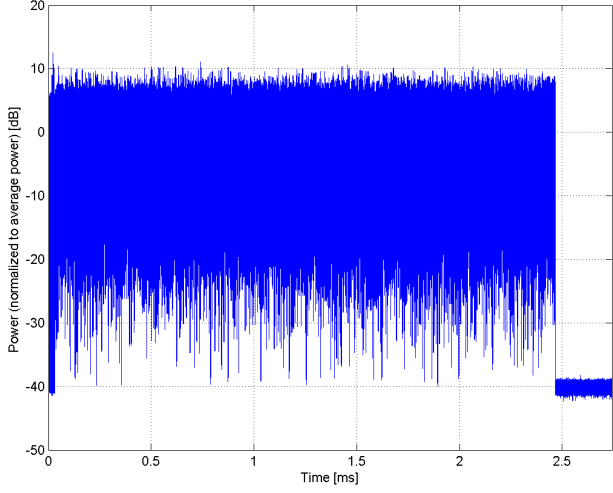
² Modulation Interference Factor (MIF) value valid only in conjunction with advanced probe response linearization calibration for the same communication system (same UID and version).



Complementary Cumulative Distribution Function (CCDF)



Frequency Domain



Time Domain

**Calibration Laboratory of
Schmid & Partner
Engineering AG**
Zeughausstrasse 43, 8004 Zurich, Switzerland

Name: **IEEE 802.11n (HT Mixed, 40MHz, MCS1, 90pc duty cycle)**

Group: WLAN
UID: 10600-AAC

PAR: ¹ **8.88 dB**
MIF: ² **-6.06 dB**

Standard Reference: IEEE 802.11-2012
FCC OET KDB 248227 D01 802.11 Wi-Fi SAR v02r01

Category: Random amplitude modulation

Modulation: QPSK

Frequency Band: WLAN 2.4GHz (2412.0 - 2484.0 MHz)
WLAN 5GHz (4915.0 - 5825.0 MHz)
U-NII-1, U-NII-2A (5170 - 5330 MHz)
U-NII-2C Standalone (5490 - 5710 MHz)
U-NII-2C <5.65 GHz (5490 - 5650 MHz)
U-NII-3 Standalone (5735 - 5835 MHz)
U-NII-2C, U-NII-3 (5650 - 5835 MHz)
U-NII-4 (5.825 - 5.925 MHz)
Validation band (0.0 - 6000.0 MHz)

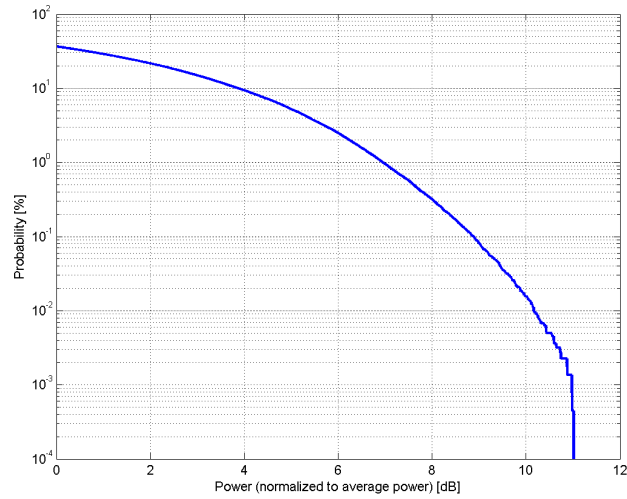
Detailed Specification: Duty cycle: 90%
MPDU length: 4096 bytes
MCS: 1
Guard interval: long

Bandwidth: 40.0 MHz

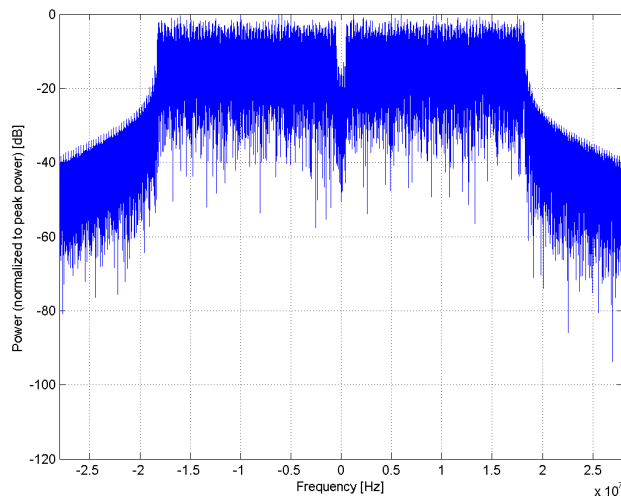
Integration Time: 1.4 ms

¹ PAR (0.1%) in accordance with FCC KDB 971168, Section 6.0 "Measurement of the Peak-to-Average Power Ratio (PAPR)"

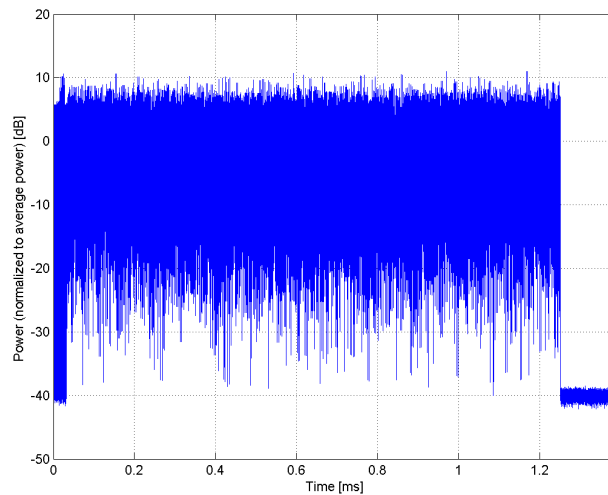
² Modulation Interference Factor (MIF) value valid only in conjunction with advanced probe response linearization calibration for the same communication system (same UID and version).



Complementary Cumulative Distribution Function (CCDF)



Frequency Domain



Time Domain

**Calibration Laboratory of
Schmid & Partner
Engineering AG**
Zeughausstrasse 43, 8004 Zurich, Switzerland

Name: **IEEE 802.11n (HT Mixed, 40MHz, MCS2, 90pc duty cycle)**

Group: WLAN
UID: 10601-AAC

PAR: ¹ **8.82 dB**
MIF: ² **-6.59 dB**

Standard Reference: IEEE 802.11-2012
FCC OET KDB 248227 D01 802.11 Wi-Fi SAR v02r01

Category: Random amplitude modulation

Modulation: QPSK

Frequency Band: WLAN 2.4GHz (2412.0 - 2484.0 MHz)
WLAN 5GHz (4915.0 - 5825.0 MHz)
U-NII-1, U-NII-2A (5170 - 5330 MHz)
U-NII-2C Standalone (5490 - 5710 MHz)
U-NII-2C <5.65 GHz (5490 - 5650 MHz)
U-NII-3 Standalone (5735 - 5835 MHz)
U-NII-2C, U-NII-3 (5650 - 5835 MHz)
U-NII-4 (5.825 - 5.925 MHz)
Validation band (0.0 - 6000.0 MHz)

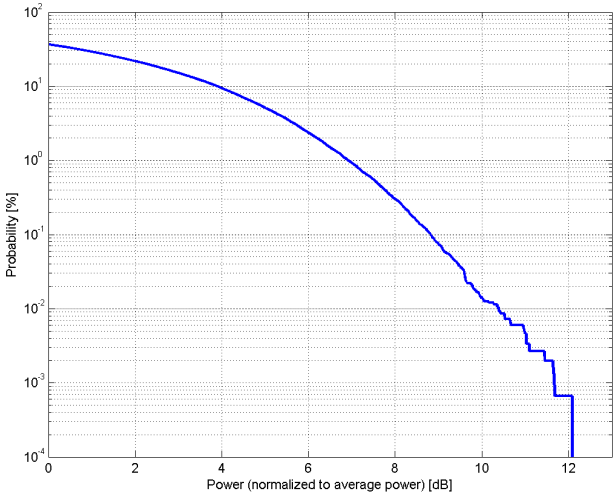
Detailed Specification: Duty cycle: 90%
MPDU length: 4096 bytes
MCS: 2
Guard interval: long

Bandwidth: 40.0 MHz

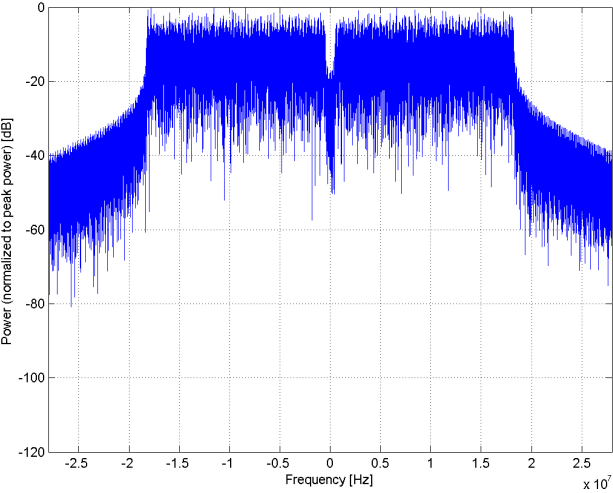
Integration Time: 0.9 ms

¹ PAR (0.1%) in accordance with FCC KDB 971168, Section 6.0 "Measurement of the Peak-to-Average Power Ratio (PAPR)"

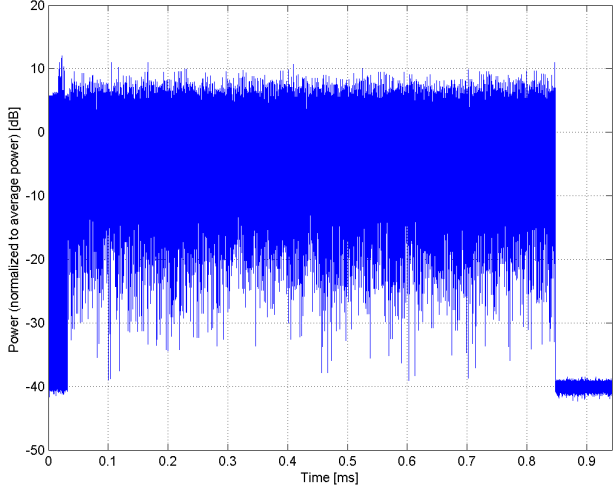
² Modulation Interference Factor (MIF) value valid only in conjunction with advanced probe response linearization calibration for the same communication system (same UID and version).



Complementary Cumulative Distribution Function (CCDF)



Frequency Domain



Time Domain

**Calibration Laboratory of
Schmid & Partner
Engineering AG**
Zeughausstrasse 43, 8004 Zurich, Switzerland

Name: **IEEE 802.11n (HT Mixed, 40MHz, MCS3, 90pc duty cycle)**

Group: WLAN
UID: 10602-AAC

PAR: ¹ **8.94 dB**
MIF: ² **-7.17 dB**

Standard Reference: IEEE 802.11-2012
FCC OET KDB 248227 D01 802.11 Wi-Fi SAR v02r01

Category: Random amplitude modulation

Modulation: 16-QAM

Frequency Band: WLAN 2.4GHz (2412.0 - 2484.0 MHz)
WLAN 5GHz (4915.0 - 5825.0 MHz)
U-NII-1, U-NII-2A (5170 - 5330 MHz)
U-NII-2C Standalone (5490 - 5710 MHz)
U-NII-2C <5.65 GHz (5490 - 5650 MHz)
U-NII-3 Standalone (5735 - 5835 MHz)
U-NII-2C, U-NII-3 (5650 - 5835 MHz)
U-NII-4 (5.825 - 5.925 MHz)
Validation band (0.0 - 6000.0 MHz)

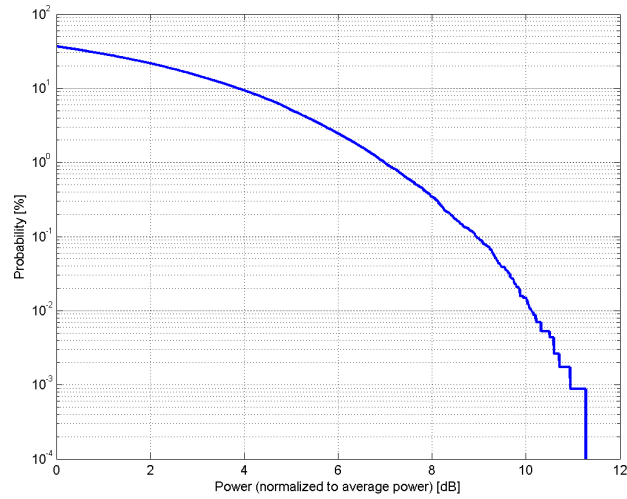
Detailed Specification: Duty cycle: 90%
MPDU length: 4096 bytes
MCS: 3
Guard interval: long

Bandwidth: 40.0 MHz

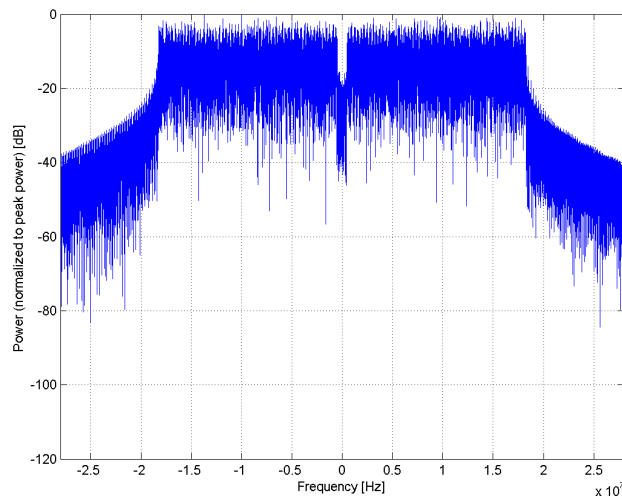
Integration Time: 0.7 ms

¹ PAR (0.1%) in accordance with FCC KDB 971168, Section 6.0 "Measurement of the Peak-to-Average Power Ratio (PAPR)"

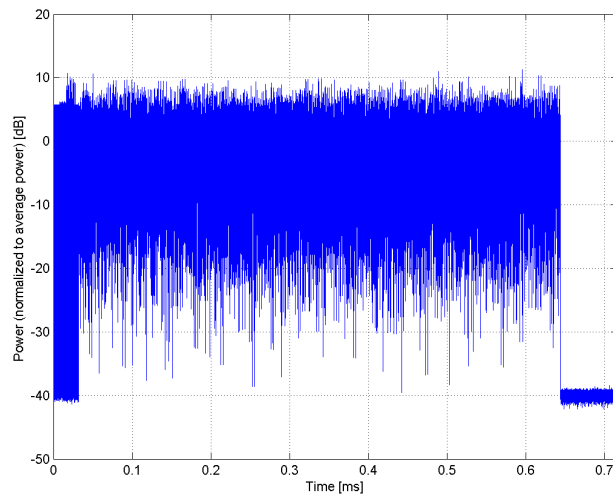
² Modulation Interference Factor (MIF) value valid only in conjunction with advanced probe response linearization calibration for the same communication system (same UID and version).



Complementary Cumulative Distribution Function (CCDF)



Frequency Domain



Time Domain

**Calibration Laboratory of
Schmid & Partner
Engineering AG**
Zeughausstrasse 43, 8004 Zurich, Switzerland

Name: **IEEE 802.11n (HT Mixed, 40MHz, MCS4, 90pc duty cycle)**

Group: WLAN
UID: 10603-AAC

PAR: ¹ **9.03 dB**
MIF: ² **-8.03 dB**

Standard Reference: IEEE 802.11-2012
FCC OET KDB 248227 D01 802.11 Wi-Fi SAR v02r01

Category: Random amplitude modulation

Modulation: 16-QAM

Frequency Band: WLAN 2.4GHz (2412.0 - 2484.0 MHz)
WLAN 5GHz (4915.0 - 5825.0 MHz)
U-NII-1, U-NII-2A (5170 - 5330 MHz)
U-NII-2C Standalone (5490 - 5710 MHz)
U-NII-2C <5.65 GHz (5490 - 5650 MHz)
U-NII-3 Standalone (5735 - 5835 MHz)
U-NII-2C, U-NII-3 (5650 - 5835 MHz)
U-NII-4 (5.825 - 5.925 MHz)
Validation band (0.0 - 6000.0 MHz)

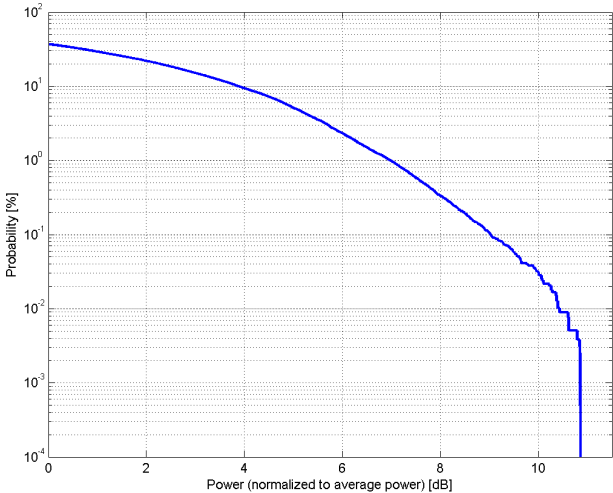
Detailed Specification: Duty cycle: 90%
MPDU length: 4096 bytes
MCS: 4
Guard interval: long

Bandwidth: 40.0 MHz

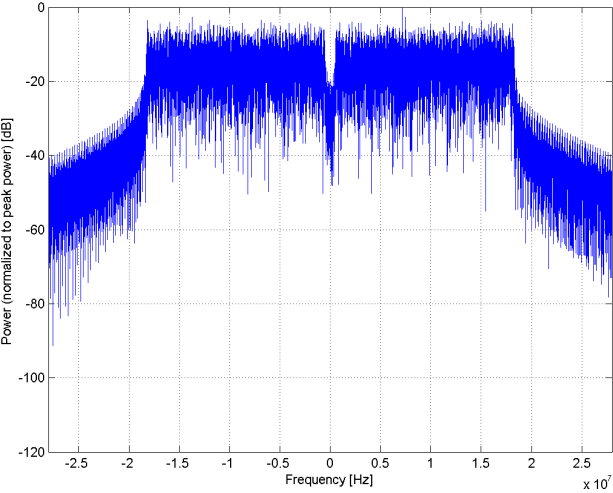
Integration Time: 0.5 ms

¹ PAR (0.1%) in accordance with FCC KDB 971168, Section 6.0 "Measurement of the Peak-to-Average Power Ratio (PAPR)"

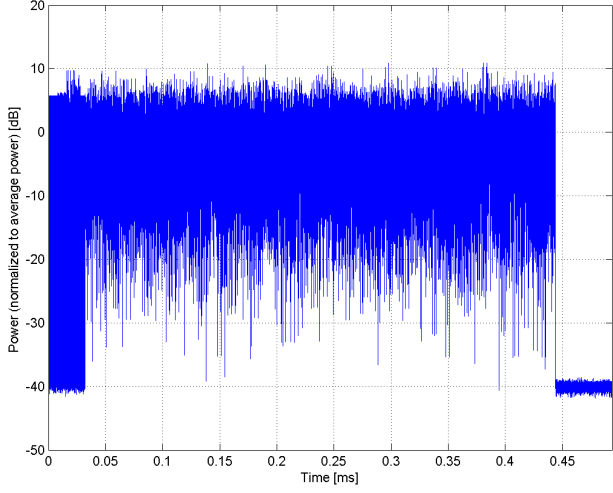
² Modulation Interference Factor (MIF) value valid only in conjunction with advanced probe response linearization calibration for the same communication system (same UID and version).



Complementary Cumulative Distribution Function (CCDF)



Frequency Domain



Time Domain

**Calibration Laboratory of
Schmid & Partner
Engineering AG**
Zeughausstrasse 43, 8004 Zurich, Switzerland

Name: **IEEE 802.11n (HT Mixed, 40MHz, MCS5, 90pc duty cycle)**

Group: WLAN
UID: 10604-AAC

PAR: ¹ **8.76 dB**
MIF: ² **-8.65 dB**

Standard Reference: IEEE 802.11-2012
FCC OET KDB 248227 D01 802.11 Wi-Fi SAR v02r01

Category: Random amplitude modulation

Modulation: 64-QAM

Frequency Band: WLAN 2.4GHz (2412.0 - 2484.0 MHz)
WLAN 5GHz (4915.0 - 5825.0 MHz)
U-NII-1, U-NII-2A (5170 - 5330 MHz)
U-NII-2C Standalone (5490 - 5710 MHz)
U-NII-2C <5.65 GHz (5490 - 5650 MHz)
U-NII-3 Standalone (5735 - 5835 MHz)
U-NII-2C, U-NII-3 (5650 - 5835 MHz)
U-NII-4 (5.825 - 5.925 MHz)
Validation band (0.0 - 6000.0 MHz)

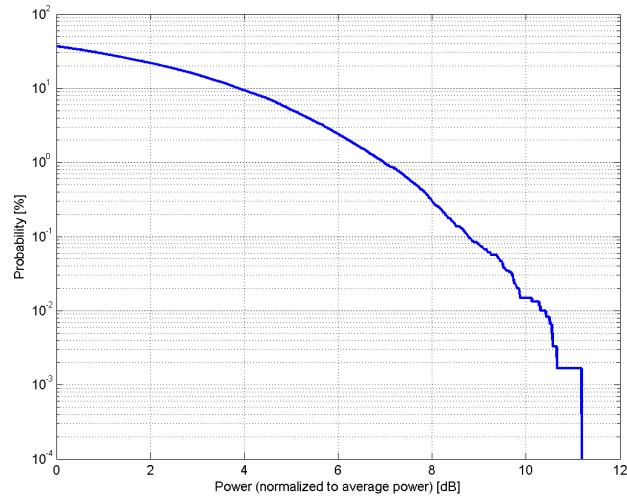
Detailed Specification: Duty cycle: 90%
MPDU length: 4096 bytes
MCS: 5
Guard interval: long

Bandwidth: 40.0 MHz

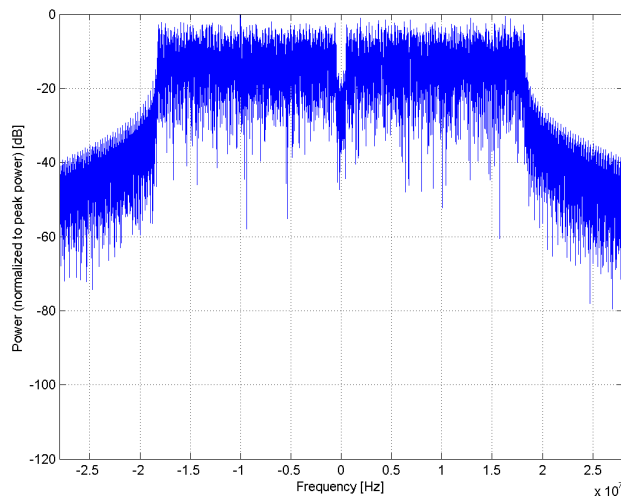
Integration Time: 0.4 ms

¹ PAR (0.1%) in accordance with FCC KDB 971168, Section 6.0 "Measurement of the Peak-to-Average Power Ratio (PAPR)"

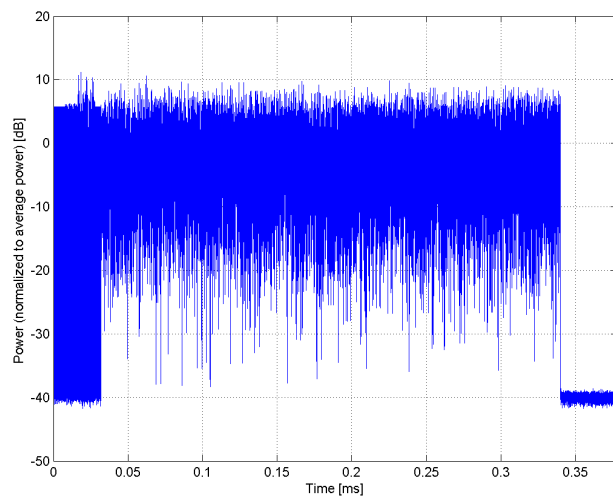
² Modulation Interference Factor (MIF) value valid only in conjunction with advanced probe response linearization calibration for the same communication system (same UID and version).



Complementary Cumulative Distribution Function (CCDF)



Frequency Domain



Time Domain

**Calibration Laboratory of
Schmid & Partner
Engineering AG**
Zeughausstrasse 43, 8004 Zurich, Switzerland

Name: **IEEE 802.11n (HT Mixed, 40MHz, MCS6, 90pc duty cycle)**

Group: WLAN
UID: 10605-AAC

PAR: ¹ **8.97 dB**
MIF: ² **-9.23 dB**

Standard Reference: IEEE 802.11-2012
FCC OET KDB 248227 D01 802.11 Wi-Fi SAR v02r01

Category: Random amplitude modulation

Modulation: 64-QAM

Frequency Band: WLAN 2.4GHz (2412.0 - 2484.0 MHz)
WLAN 5GHz (4915.0 - 5825.0 MHz)
U-NII-1, U-NII-2A (5170 - 5330 MHz)
U-NII-2C Standalone (5490 - 5710 MHz)
U-NII-2C <5.65 GHz (5490 - 5650 MHz)
U-NII-3 Standalone (5735 - 5835 MHz)
U-NII-2C, U-NII-3 (5650 - 5835 MHz)
U-NII-4 (5.825 - 5.925 MHz)
Validation band (0.0 - 6000.0 MHz)

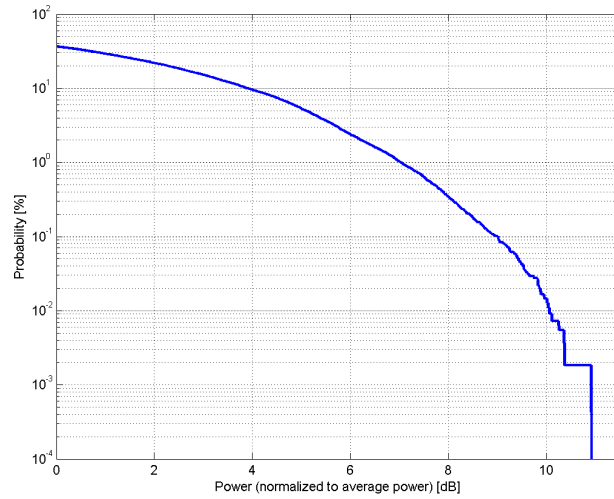
Detailed Specification: Duty cycle: 90%
MPDU length: 4096 bytes
MCS: 6
Guard interval: long

Bandwidth: 40.0 MHz

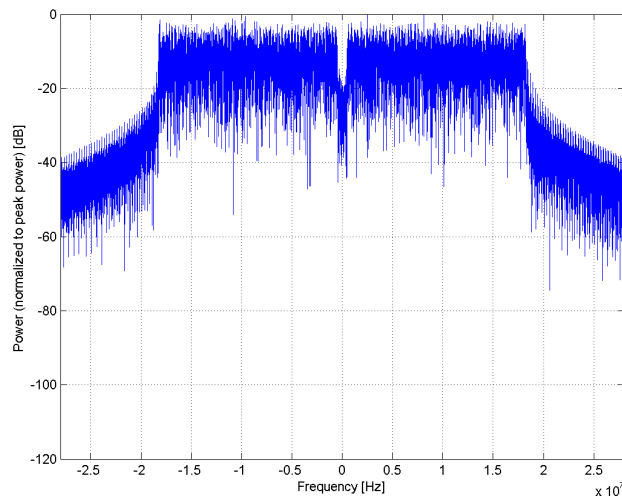
Integration Time: 0.3 ms

¹ PAR (0.1%) in accordance with FCC KDB 971168, Section 6.0 "Measurement of the Peak-to-Average Power Ratio (PAPR)"

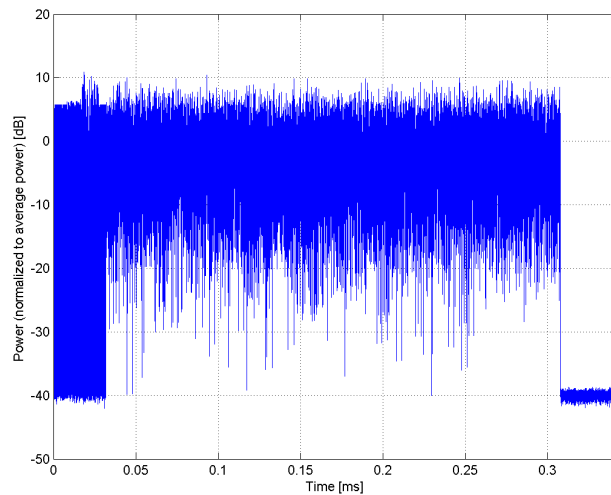
² Modulation Interference Factor (MIF) value valid only in conjunction with advanced probe response linearization calibration for the same communication system (same UID and version).



Complementary Cumulative Distribution Function (CCDF)



Frequency Domain



Time Domain

**Calibration Laboratory of
Schmid & Partner
Engineering AG**
Zeughausstrasse 43, 8004 Zurich, Switzerland

Name: **IEEE 802.11n (HT Mixed, 40MHz, MCS7, 90pc duty cycle)**

Group: WLAN
UID: 10606-AAC

PAR: ¹ **8.82 dB**
MIF: ² **-9.43 dB**

Standard Reference: IEEE 802.11-2012
FCC OET KDB 248227 D01 802.11 Wi-Fi SAR v02r01

Category: Random amplitude modulation

Modulation: 64-QAM

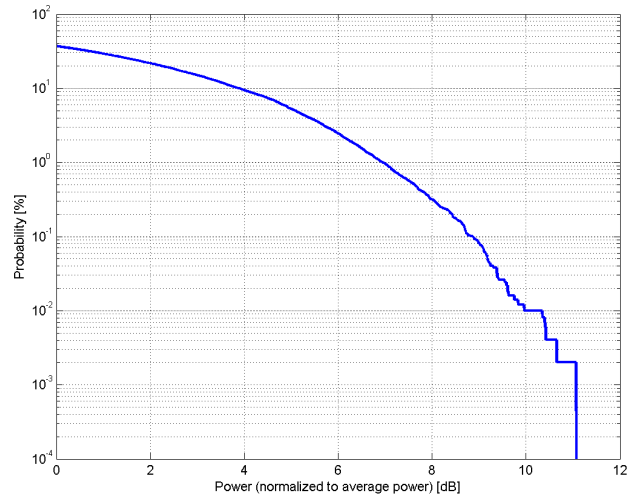
Frequency Band: WLAN 2.4GHz (2412.0 - 2484.0 MHz)
WLAN 5GHz (4915.0 - 5825.0 MHz)
U-NII-1, U-NII-2A (5170 - 5330 MHz)
U-NII-2C Standalone (5490 - 5710 MHz)
U-NII-2C <5.65 GHz (5490 - 5650 MHz)
U-NII-3 Standalone (5735 - 5835 MHz)
U-NII-2C, U-NII-3 (5650 - 5835 MHz)
U-NII-4 (5.825 - 5.925 MHz)
Validation band (0.0 - 6000.0 MHz)

Detailed Specification: Duty cycle: 90%
MPDU length: 4096 bytes
MCS: 7
Guard interval: long

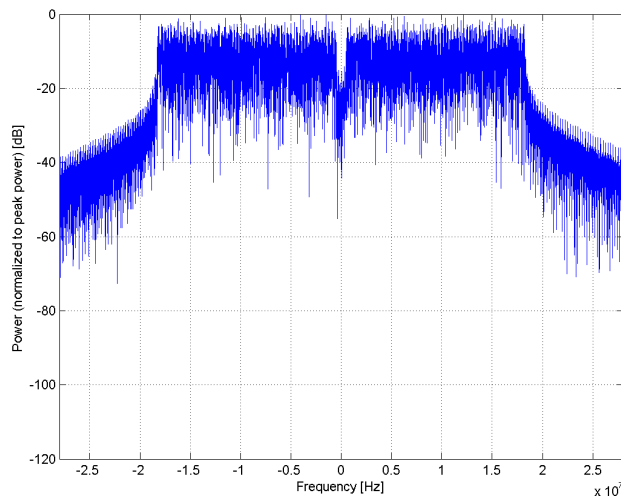
Bandwidth: 40.0 MHz
Integration Time: 0.3 ms

¹ PAR (0.1%) in accordance with FCC KDB 971168, Section 6.0 "Measurement of the Peak-to-Average Power Ratio (PAPR)"

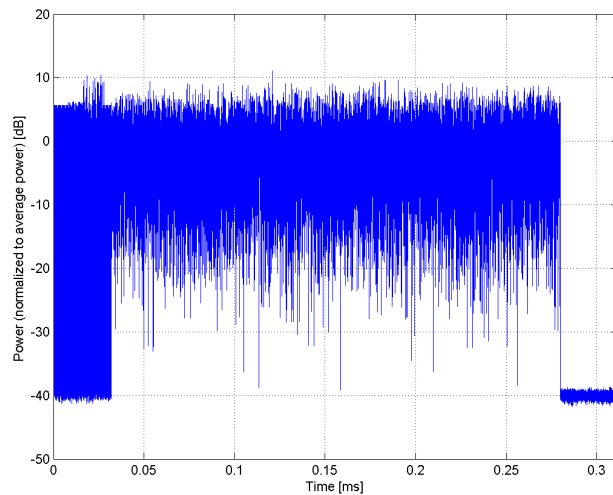
² Modulation Interference Factor (MIF) value valid only in conjunction with advanced probe response linearization calibration for the same communication system (same UID and version).



Complementary Cumulative Distribution Function (CCDF)



Frequency Domain



Time Domain

**Calibration Laboratory of
Schmid & Partner
Engineering AG**
Zeughausstrasse 43, 8004 Zurich, Switzerland

Name: **IEEE 802.11ac WiFi (20MHz, MCS0, 90pc duty cycle)**

Group: WLAN
UID: 10607-AAC

PAR: ¹ **8.64 dB**
MIF: ² **-5.60 dB**

Standard Reference: IEEE 802.11-2013
FCC OET KDB 248227 D01 802.11 Wi-Fi SAR v02r01

Category: Random amplitude modulation

Modulation: BPSK

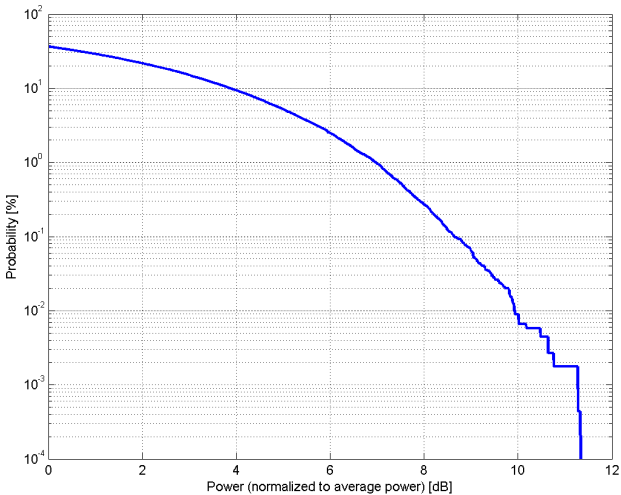
Frequency Band: WLAN 2.4GHz (2412.0 - 2484.0 MHz)
WLAN 5GHz (4915.0 - 5825.0 MHz)
U-NII-1, U-NII-2A (5170 - 5330 MHz)
U-NII-2C Standalone (5490 - 5710 MHz)
U-NII-2C <5.65 GHz (5490 - 5650 MHz)
U-NII-3 Standalone (5735 - 5835 MHz)
U-NII-2C, U-NII-3 (5650 - 5835 MHz)
U-NII-4 (5.825 - 5.925 MHz)
Validation band (0.0 - 6000.0 MHz)

Detailed Specification: Bandwidth: 20MHz
Duty cycle: 90%
MCS: 0
Number of spatial streams: 1
MPDU length: 4096

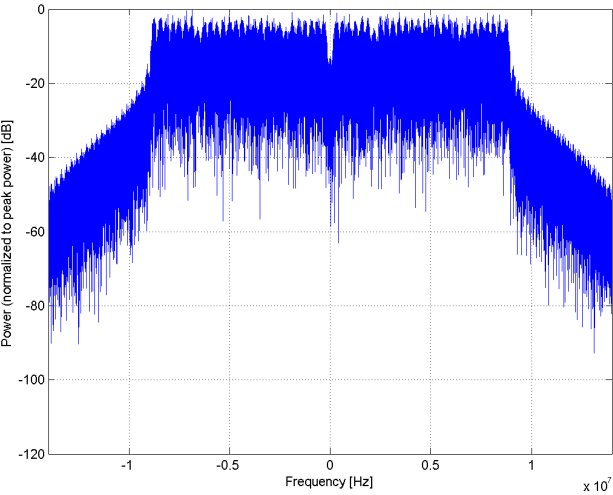
Bandwidth: 20.0 MHz
Integration Time: 5.7 ms

¹ PAR (0.1%) in accordance with FCC KDB 971168, Section 6.0 "Measurement of the Peak-to-Average Power Ratio (PAPR)"

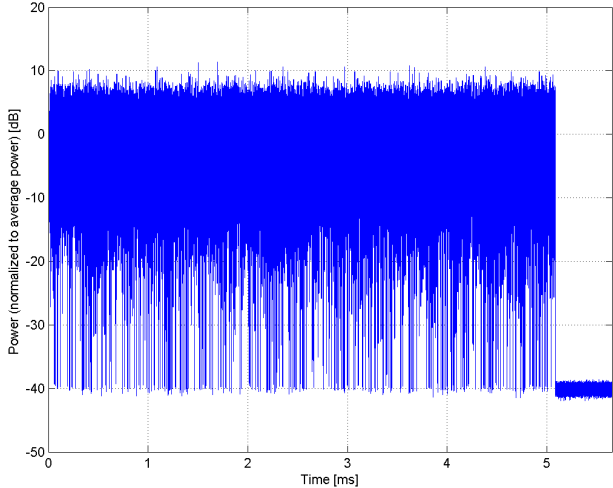
² Modulation Interference Factor (MIF) value valid only in conjunction with advanced probe response linearization calibration for the same communication system (same UID and version).



Complementary Cumulative Distribution Function (CCDF)



Frequency Domain



Time Domain

**Calibration Laboratory of
Schmid & Partner
Engineering AG**
Zeughausstrasse 43, 8004 Zurich, Switzerland

Name: **IEEE 802.11ac WiFi (20MHz, MCS1, 90pc duty cycle)**

Group: WLAN
UID: 10608-AAC

PAR: ¹ **8.77 dB**
MIF: ² **-5.62 dB**

Standard Reference: IEEE 802.11-2013
FCC OET KDB 248227 D01 802.11 Wi-Fi SAR v02r01

Category: Random amplitude modulation

Modulation: QPSK

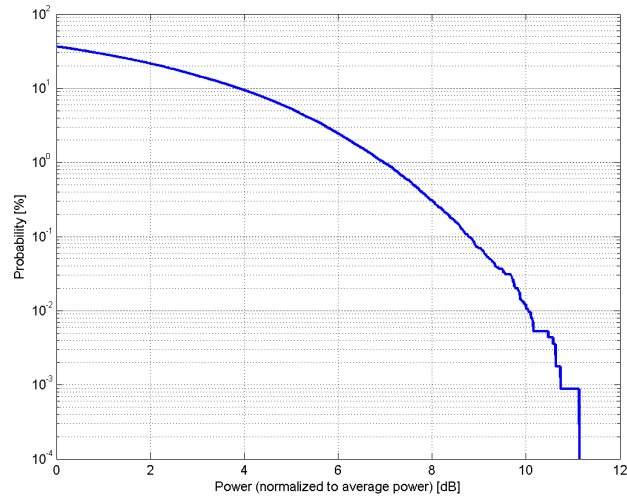
Frequency Band: WLAN 2.4GHz (2412.0 - 2484.0 MHz)
WLAN 5GHz (4915.0 - 5825.0 MHz)
U-NII-1, U-NII-2A (5170 - 5330 MHz)
U-NII-2C Standalone (5490 - 5710 MHz)
U-NII-2C <5.65 GHz (5490 - 5650 MHz)
U-NII-3 Standalone (5735 - 5835 MHz)
U-NII-2C, U-NII-3 (5650 - 5835 MHz)
U-NII-4 (5.825 - 5.925 MHz)
Validation band (0.0 - 6000.0 MHz)

Detailed Specification: Bandwidth: 20MHz
Duty cycle: 90%
MCS: 1
Number of spatial streams: 1
MPDU length: 4096

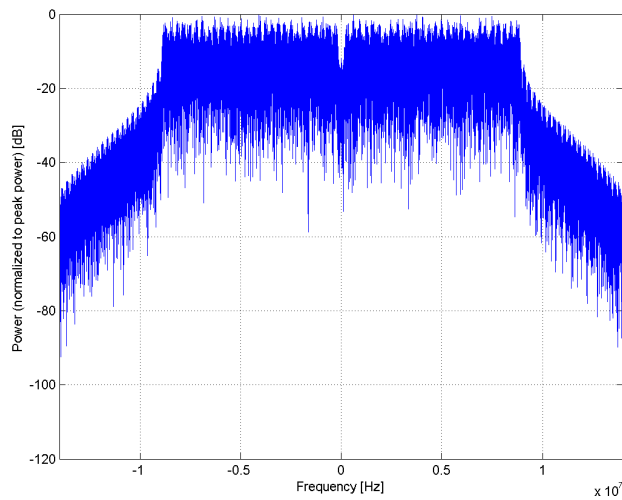
Bandwidth: 20.0 MHz
Integration Time: 2.8 ms

¹ PAR (0.1%) in accordance with FCC KDB 971168, Section 6.0 "Measurement of the Peak-to-Average Power Ratio (PAPR)"

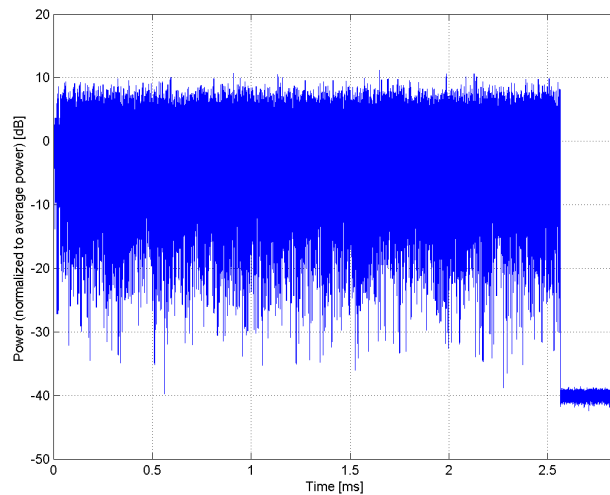
² Modulation Interference Factor (MIF) value valid only in conjunction with advanced probe response linearization calibration for the same communication system (same UID and version).



Complementary Cumulative Distribution Function (CCDF)



Frequency Domain



Time Domain

**Calibration Laboratory of
Schmid & Partner
Engineering AG**
Zeughausstrasse 43, 8004 Zurich, Switzerland

Name: **IEEE 802.11ac WiFi (20MHz, MCS2, 90pc duty cycle)**

Group: WLAN
UID: 10609-AAC

PAR: ¹ **8.57 dB**
MIF: ² **-5.85 dB**

Standard Reference: IEEE 802.11-2013
FCC OET KDB 248227 D01 802.11 Wi-Fi SAR v02r01

Category: Random amplitude modulation

Modulation: QPSK

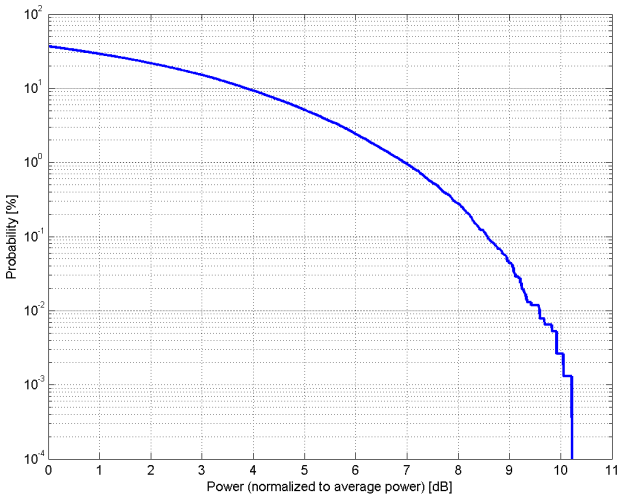
Frequency Band: WLAN 2.4GHz (2412.0 - 2484.0 MHz)
WLAN 5GHz (4915.0 - 5825.0 MHz)
U-NII-1, U-NII-2A (5170 - 5330 MHz)
U-NII-2C Standalone (5490 - 5710 MHz)
U-NII-2C <5.65 GHz (5490 - 5650 MHz)
U-NII-3 Standalone (5735 - 5835 MHz)
U-NII-2C, U-NII-3 (5650 - 5835 MHz)
U-NII-4 (5.825 - 5.925 MHz)
Validation band (0.0 - 6000.0 MHz)

Detailed Specification: Bandwidth: 20MHz
Duty cycle: 90%
MCS: 2
Number of spatial streams: 1
MPDU length: 4096

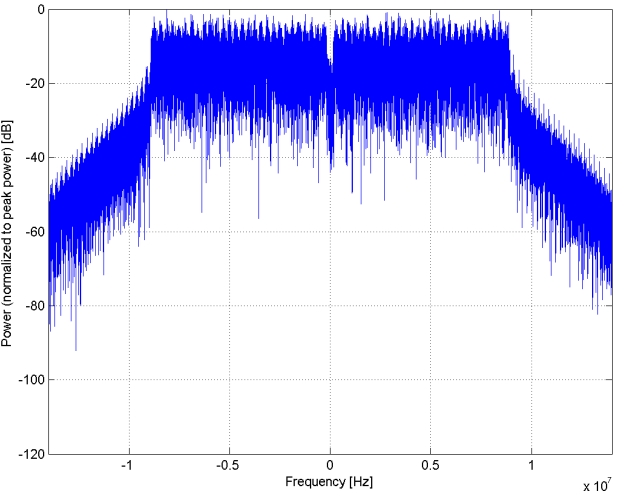
Bandwidth: 20.0 MHz
Integration Time: 1.9 ms

¹ PAR (0.1%) in accordance with FCC KDB 971168, Section 6.0 "Measurement of the Peak-to-Average Power Ratio (PAPR)"

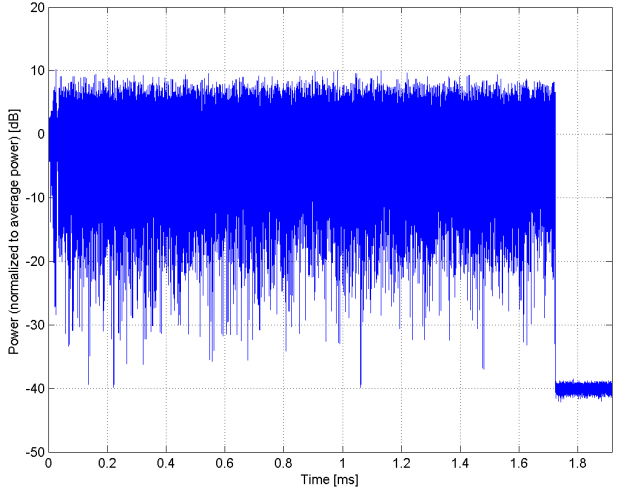
² Modulation Interference Factor (MIF) value valid only in conjunction with advanced probe response linearization calibration for the same communication system (same UID and version).



Complementary Cumulative Distribution Function (CCDF)



Frequency Domain



Time Domain

**Calibration Laboratory of
Schmid & Partner
Engineering AG**
Zeughausstrasse 43, 8004 Zurich, Switzerland

Name: **IEEE 802.11ac WiFi (20MHz, MCS3, 90pc duty cycle)**

Group: WLAN
UID: 10610-AAC

PAR: ¹ **8.78 dB**
MIF: ² **-6.15 dB**

Standard Reference: IEEE 802.11-2013
FCC OET KDB 248227 D01 802.11 Wi-Fi SAR v02r01

Category: Random amplitude modulation

Modulation: 16-QAM

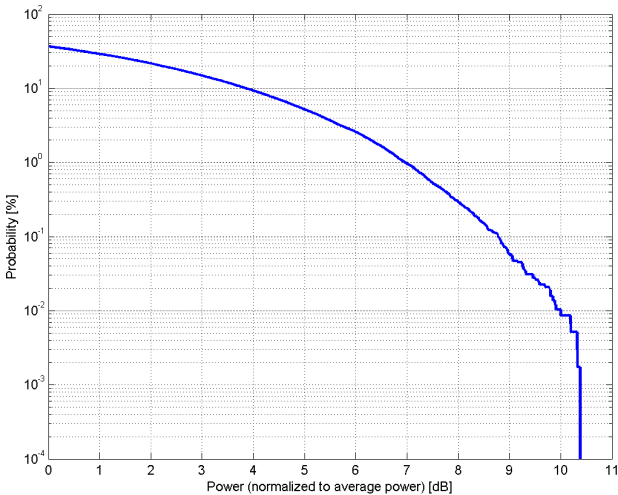
Frequency Band: WLAN 2.4GHz (2412.0 - 2484.0 MHz)
WLAN 5GHz (4915.0 - 5825.0 MHz)
U-NII-1, U-NII-2A (5170 - 5330 MHz)
U-NII-2C Standalone (5490 - 5710 MHz)
U-NII-2C <5.65 GHz (5490 - 5650 MHz)
U-NII-3 Standalone (5735 - 5835 MHz)
U-NII-2C, U-NII-3 (5650 - 5835 MHz)
U-NII-4 (5.825 - 5.925 MHz)
Validation band (0.0 - 6000.0 MHz)

Detailed Specification: Bandwidth: 20MHz
Duty cycle: 90%
MCS: 3
Number of spatial streams: 1
MPDU length: 4096

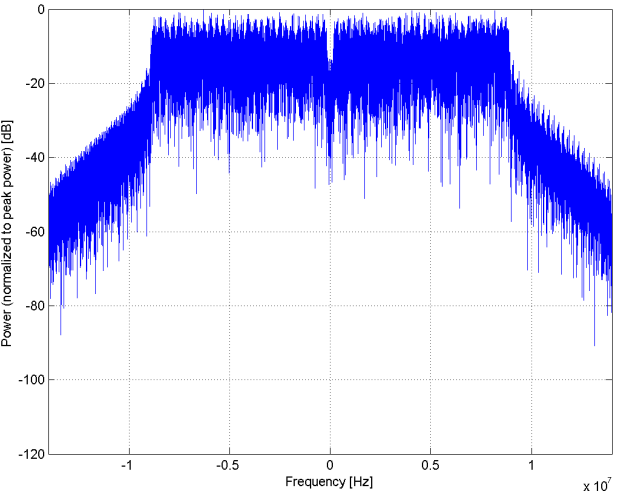
Bandwidth: 20.0 MHz
Integration Time: 1.4 ms

¹ PAR (0.1%) in accordance with FCC KDB 971168, Section 6.0 "Measurement of the Peak-to-Average Power Ratio (PAPR)"

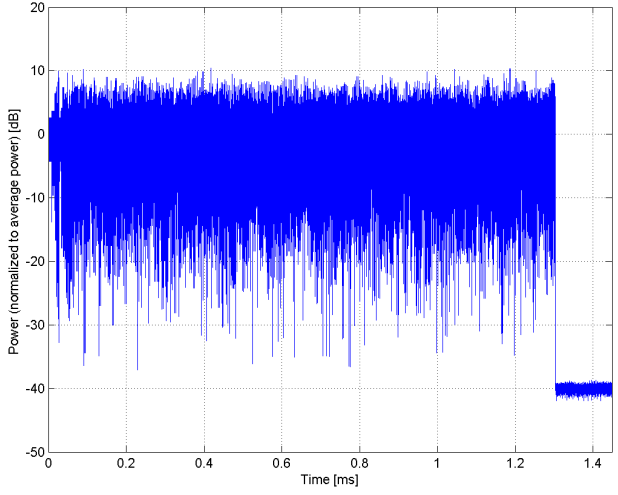
² Modulation Interference Factor (MIF) value valid only in conjunction with advanced probe response linearization calibration for the same communication system (same UID and version).



Complementary Cumulative Distribution Function (CCDF)



Frequency Domain



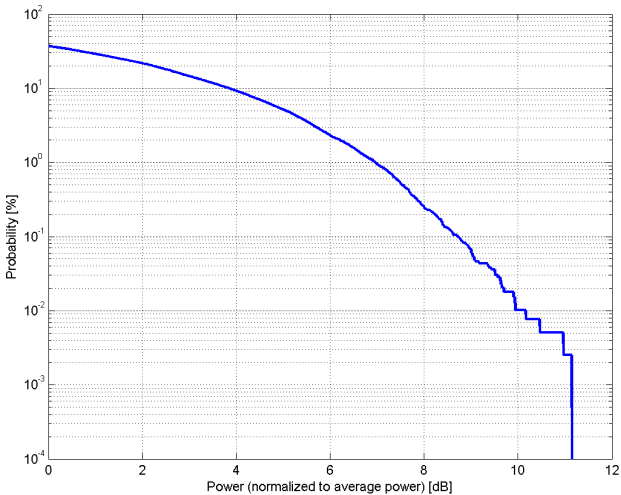
Time Domain

**Calibration Laboratory of
Schmid & Partner
Engineering AG**
Zeughausstrasse 43, 8004 Zurich, Switzerland

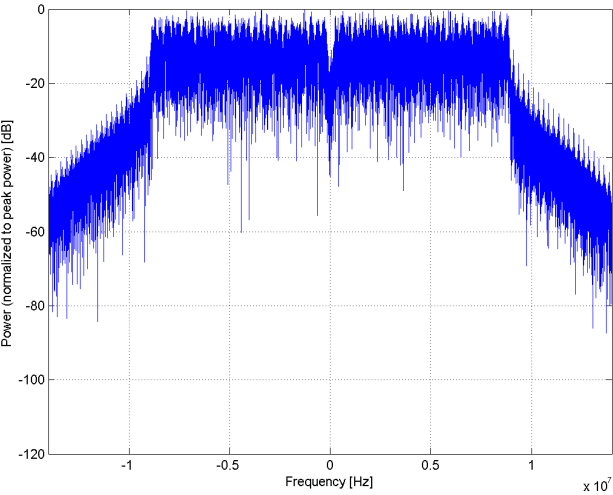
Name:	IEEE 802.11ac WiFi (20MHz, MCS4, 90pc duty cycle)
Group:	WLAN
UID:	10611-AAC
PAR: ¹	8.70 dB
MIF: ²	-6.70 dB
Standard Reference:	IEEE 802.11-2013 FCC OET KDB 248227 D01 802.11 Wi-Fi SAR v02r01
Category:	Random amplitude modulation
Modulation:	16-QAM
Frequency Band:	WLAN 2.4GHz (2412.0 - 2484.0 MHz) WLAN 5GHz (4915.0 - 5825.0 MHz) U-NII-1, U-NII-2A (5170 - 5330 MHz) U-NII-2C Standalone (5490 - 5710 MHz) U-NII-2C <5.65 GHz (5490 - 5650 MHz) U-NII-3 Standalone (5735 - 5835 MHz) U-NII-2C, U-NII-3 (5650 - 5835 MHz) U-NII-4 (5.825 - 5.925 MHz) Validation band (0.0 - 6000.0 MHz)
Detailed Specification:	Bandwidth: 20MHz Duty cycle: 90% MCS: 4 Number of spatial streams: 1 MPDU length: 4096
Bandwidth:	20.0 MHz
Integration Time:	1.0 ms

¹ PAR (0.1%) in accordance with FCC KDB 971168, Section 6.0 "Measurement of the Peak-to-Average Power Ratio (PAPR)"

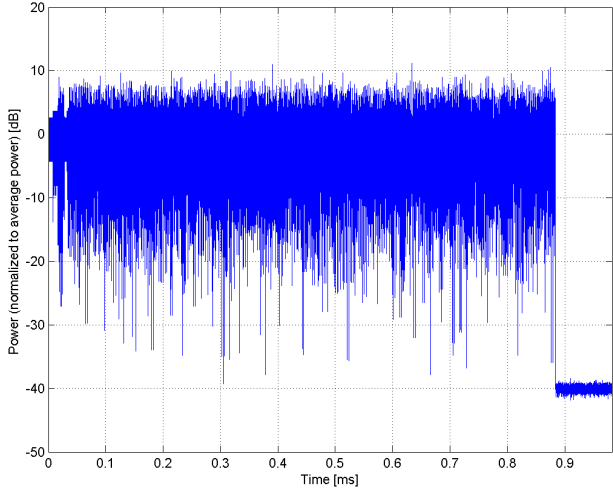
² Modulation Interference Factor (MIF) value valid only in conjunction with advanced probe response linearization calibration for the same communication system (same UID and version).



Complementary Cumulative Distribution Function (CCDF)



Frequency Domain



Time Domain

**Calibration Laboratory of
Schmid & Partner
Engineering AG**
Zeughausstrasse 43, 8004 Zurich, Switzerland

Name: **IEEE 802.11ac WiFi (20MHz, MCS5, 90pc duty cycle)**

Group: WLAN
UID: 10612-AAC

PAR: ¹ **8.77 dB**
MIF: ² **-7.25 dB**

Standard Reference: IEEE 802.11-2013
FCC OET KDB 248227 D01 802.11 Wi-Fi SAR v02r01

Category: Random amplitude modulation

Modulation: 16-QAM

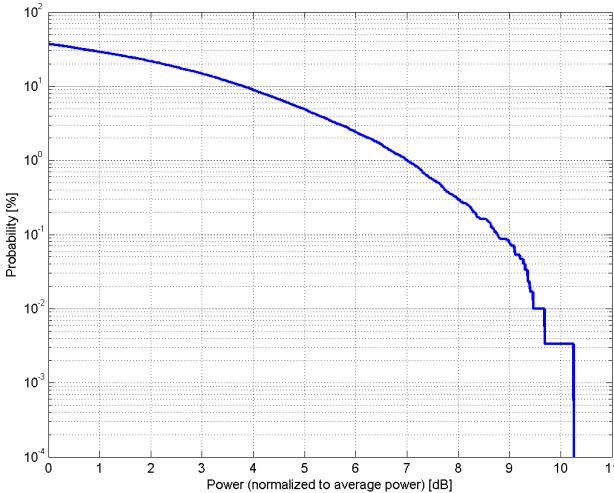
Frequency Band: WLAN 2.4GHz (2412.0 - 2484.0 MHz)
WLAN 5GHz (4915.0 - 5825.0 MHz)
U-NII-1, U-NII-2A (5170 - 5330 MHz)
U-NII-2C Standalone (5490 - 5710 MHz)
U-NII-2C <5.65 GHz (5490 - 5650 MHz)
U-NII-3 Standalone (5735 - 5835 MHz)
U-NII-2C, U-NII-3 (5650 - 5835 MHz)
U-NII-4 (5.825 - 5.925 MHz)
Validation band (0.0 - 6000.0 MHz)

Detailed Specification: Bandwidth: 20MHz
Duty cycle: 90%
MCS: 5
Number of spatial streams: 1
MPDU length: 4096

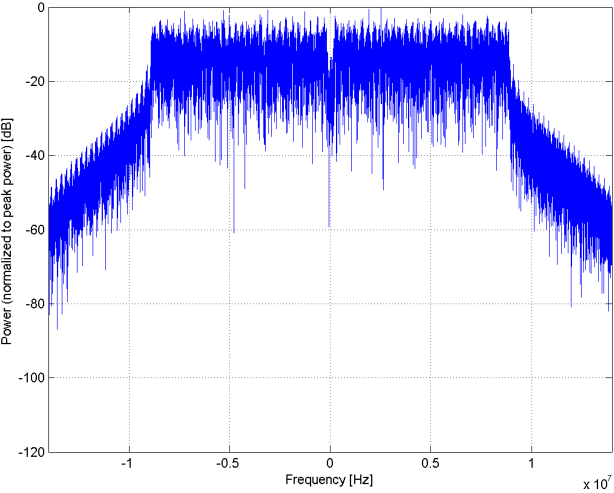
Bandwidth: 20.0 MHz
Integration Time: 0.7 ms

¹ PAR (0.1%) in accordance with FCC KDB 971168, Section 6.0 "Measurement of the Peak-to-Average Power Ratio (PAPR)"

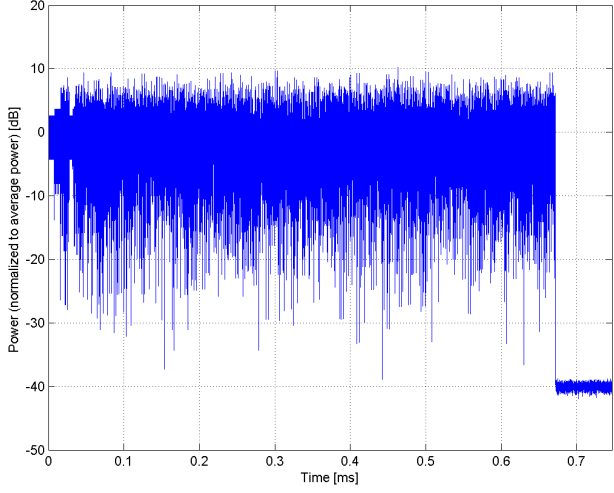
² Modulation Interference Factor (MIF) value valid only in conjunction with advanced probe response linearization calibration for the same communication system (same UID and version).



Complementary Cumulative Distribution Function (CCDF)



Frequency Domain



Time Domain

**Calibration Laboratory of
Schmid & Partner
Engineering AG**
Zeughausstrasse 43, 8004 Zurich, Switzerland

Name: **IEEE 802.11ac WiFi (20MHz, MCS6, 90pc duty cycle)**

Group: WLAN
UID: 10613-AAC

PAR: ¹ **8.94 dB**
MIF: ² **-7.58 dB**

Standard Reference: IEEE 802.11-2013
FCC OET KDB 248227 D01 802.11 Wi-Fi SAR v02r01

Category: Random amplitude modulation

Modulation: 64-QAM

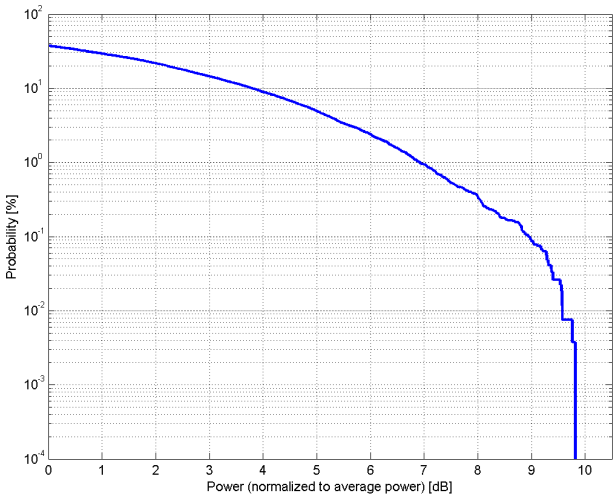
Frequency Band: WLAN 2.4GHz (2412.0 - 2484.0 MHz)
WLAN 5GHz (4915.0 - 5825.0 MHz)
U-NII-1, U-NII-2A (5170 - 5330 MHz)
U-NII-2C Standalone (5490 - 5710 MHz)
U-NII-2C <5.65 GHz (5490 - 5650 MHz)
U-NII-3 Standalone (5735 - 5835 MHz)
U-NII-2C, U-NII-3 (5650 - 5835 MHz)
U-NII-4 (5.825 - 5.925 MHz)
Validation band (0.0 - 6000.0 MHz)

Detailed Specification: Bandwidth: 20MHz
Duty cycle: 90%
MCS: 6
Number of spatial streams: 1
MPDU length: 4096

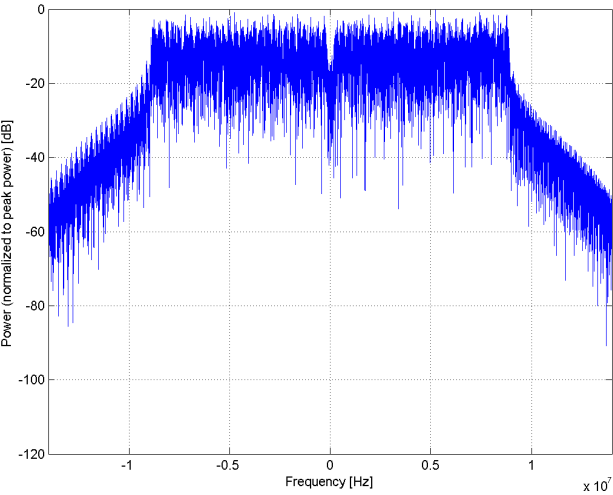
Bandwidth: 20.0 MHz
Integration Time: 0.7 ms

¹ PAR (0.1%) in accordance with FCC KDB 971168, Section 6.0 "Measurement of the Peak-to-Average Power Ratio (PAPR)"

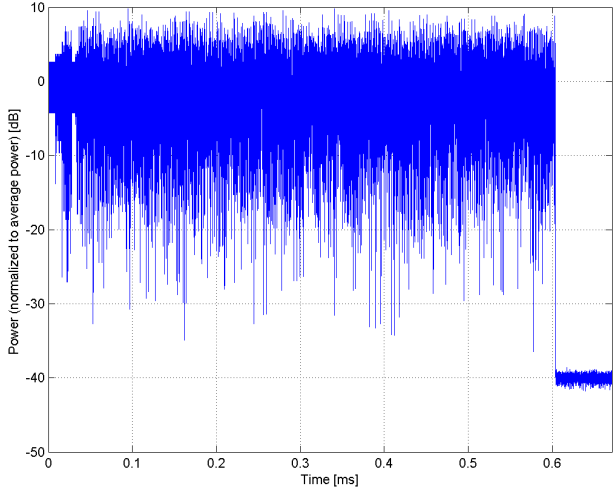
² Modulation Interference Factor (MIF) value valid only in conjunction with advanced probe response linearization calibration for the same communication system (same UID and version).



Complementary Cumulative Distribution Function (CCDF)



Frequency Domain



Time Domain

**Calibration Laboratory of
Schmid & Partner
Engineering AG**
Zeughausstrasse 43, 8004 Zurich, Switzerland

Name: **IEEE 802.11ac WiFi (20MHz, MCS7, 90pc duty cycle)**

Group: WLAN
UID: 10614-AAC

PAR: ¹ **8.59 dB**
MIF: ² **-7.91 dB**

Standard Reference: IEEE 802.11-2013
FCC OET KDB 248227 D01 802.11 Wi-Fi SAR v02r01

Category: Random amplitude modulation

Modulation: 64-QAM

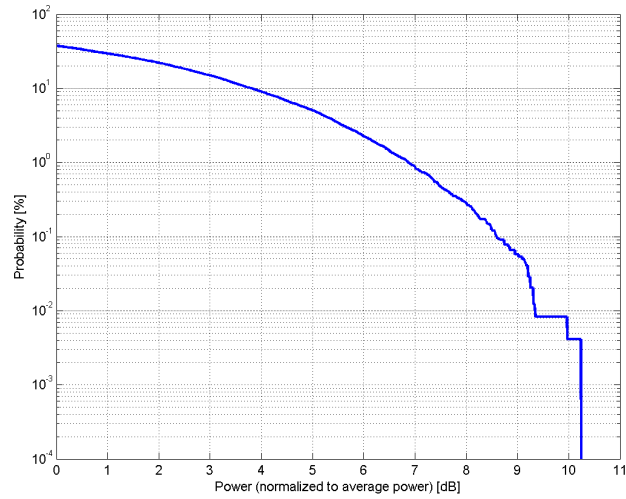
Frequency Band: WLAN 2.4GHz (2412.0 - 2484.0 MHz)
WLAN 5GHz (4915.0 - 5825.0 MHz)
U-NII-1, U-NII-2A (5170 - 5330 MHz)
U-NII-2C Standalone (5490 - 5710 MHz)
U-NII-2C <5.65 GHz (5490 - 5650 MHz)
U-NII-3 Standalone (5735 - 5835 MHz)
U-NII-2C, U-NII-3 (5650 - 5835 MHz)
U-NII-4 (5.825 - 5.925 MHz)
Validation band (0.0 - 6000.0 MHz)

Detailed Specification: Bandwidth: 20MHz
Duty cycle: 90%
MCS: 7
Number of spatial streams: 1
MPDU length: 4096

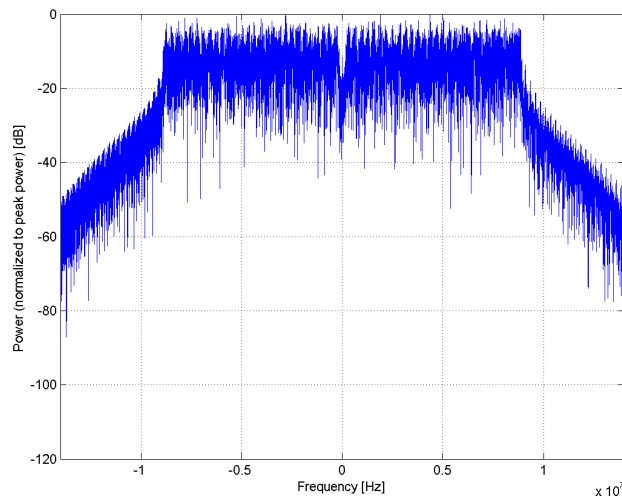
Bandwidth: 20.0 MHz
Integration Time: 0.6 ms

¹ PAR (0.1%) in accordance with FCC KDB 971168, Section 6.0 "Measurement of the Peak-to-Average Power Ratio (PAPR)"

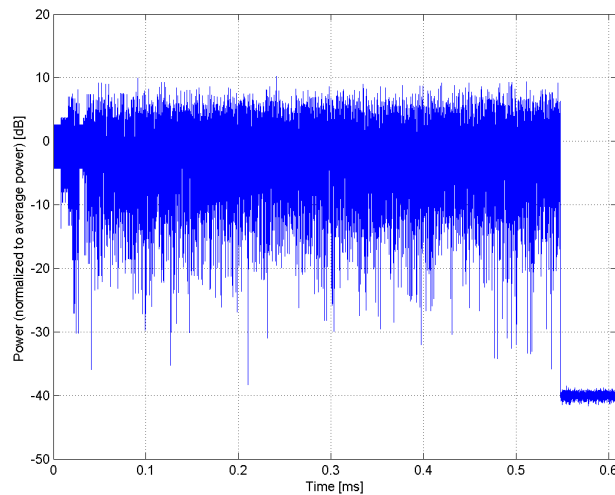
² Modulation Interference Factor (MIF) value valid only in conjunction with advanced probe response linearization calibration for the same communication system (same UID and version).



Complementary Cumulative Distribution Function (CCDF)



Frequency Domain



Time Domain

**Calibration Laboratory of
Schmid & Partner
Engineering AG**
Zeughausstrasse 43, 8004 Zurich, Switzerland

Name: **IEEE 802.11ac WiFi (20MHz, MCS8, 90pc duty cycle)**

Group: WLAN
UID: 10615-AAC

PAR: ¹ **8.82 dB**
MIF: ² **-8.41 dB**

Standard Reference: IEEE 802.11-2013
FCC OET KDB 248227 D01 802.11 Wi-Fi SAR v02r01

Category: Random amplitude modulation

Modulation: 256-QAM

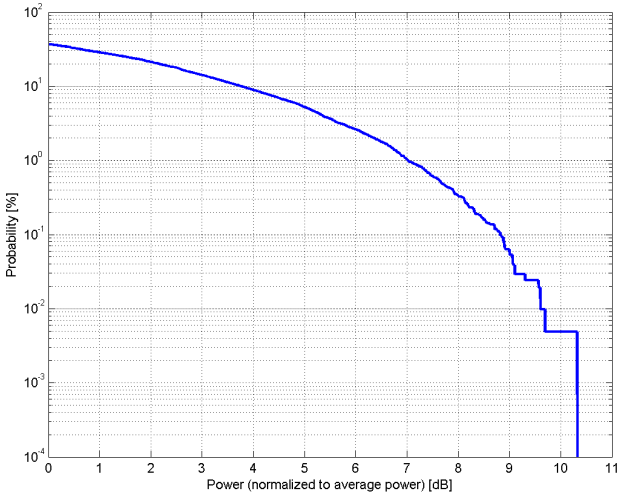
Frequency Band: WLAN 2.4GHz (2412.0 - 2484.0 MHz)
WLAN 5GHz (4915.0 - 5825.0 MHz)
U-NII-1, U-NII-2A (5170 - 5330 MHz)
U-NII-2C Standalone (5490 - 5710 MHz)
U-NII-2C <5.65 GHz (5490 - 5650 MHz)
U-NII-3 Standalone (5735 - 5835 MHz)
U-NII-2C, U-NII-3 (5650 - 5835 MHz)
U-NII-4 (5.825 - 5.925 MHz)
Validation band (0.0 - 6000.0 MHz)

Detailed Specification: Bandwidth: 20MHz
Duty cycle: 90%
MCS: 8
Number of spatial streams: 1
MPDU length: 4096

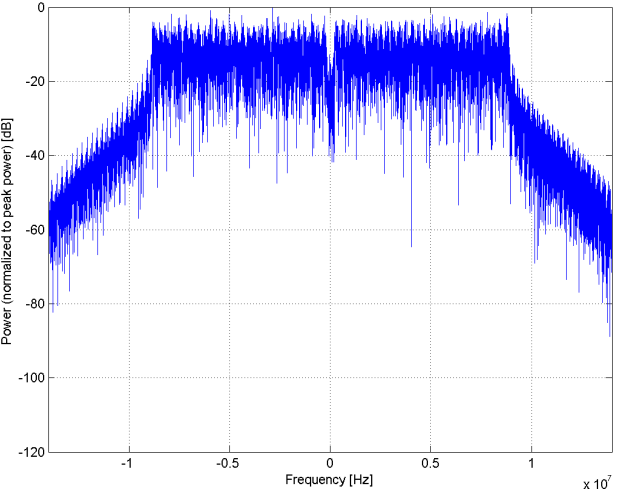
Bandwidth: 20.0 MHz
Integration Time: 0.5 ms

¹ PAR (0.1%) in accordance with FCC KDB 971168, Section 6.0 "Measurement of the Peak-to-Average Power Ratio (PAPR)"

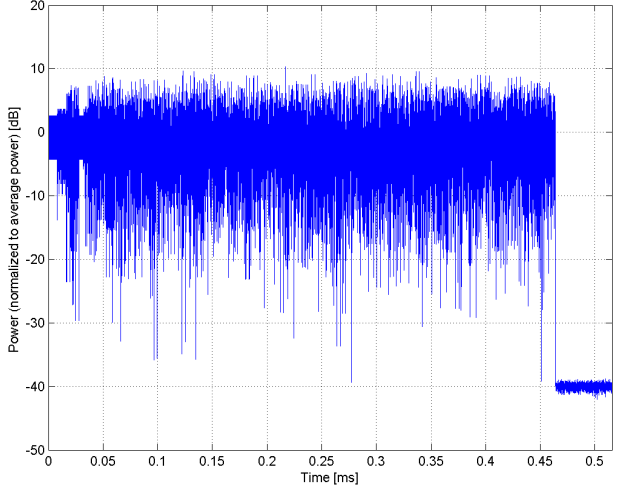
² Modulation Interference Factor (MIF) value valid only in conjunction with advanced probe response linearization calibration for the same communication system (same UID and version).



Complementary Cumulative Distribution Function (CCDF)



Frequency Domain



Time Domain

**Calibration Laboratory of
Schmid & Partner
Engineering AG**
Zeughausstrasse 43, 8004 Zurich, Switzerland

Name: **IEEE 802.11ac WiFi (40MHz, MCS0, 90pc duty cycle)**

Group: WLAN
UID: 10616-AAC

PAR:¹ **8.82 dB**
MIF:² **-5.57 dB**

Standard Reference: IEEE 802.11-2013
FCC OET KDB 248227 D01 802.11 Wi-Fi SAR v02r01

Category: Random amplitude modulation

Modulation: BPSK

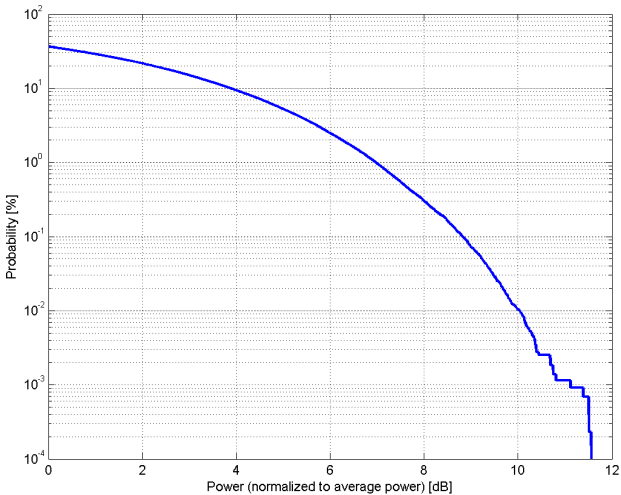
Frequency Band: WLAN 2.4GHz (2412.0 - 2484.0 MHz)
WLAN 5GHz (4915.0 - 5825.0 MHz)
U-NII-1, U-NII-2A (5170 - 5330 MHz)
U-NII-2C Standalone (5490 - 5710 MHz)
U-NII-2C <5.65 GHz (5490 - 5650 MHz)
U-NII-3 Standalone (5735 - 5835 MHz)
U-NII-2C, U-NII-3 (5650 - 5835 MHz)
U-NII-4 (5.825 - 5.925 MHz)
Validation band (0.0 - 6000.0 MHz)

Detailed Specification: Bandwidth: 40MHz
Duty cycle: 90%
MCS: 0
Number of spatial streams: 1
MPDU length: 8192

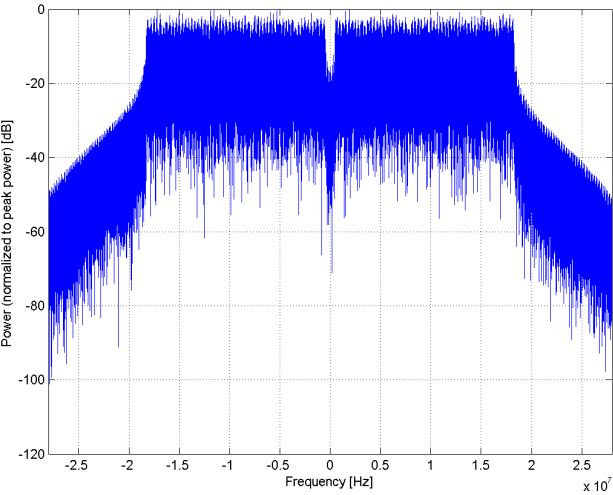
Bandwidth: 40.0 MHz
Integration Time: 5.4 ms

¹ PAR (0.1%) in accordance with FCC KDB 971168, Section 6.0 "Measurement of the Peak-to-Average Power Ratio (PAPR)"

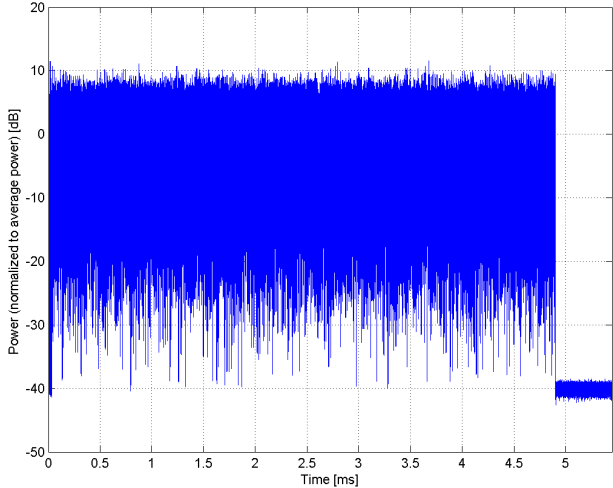
² Modulation Interference Factor (MIF) value valid only in conjunction with advanced probe response linearization calibration for the same communication system (same UID and version).



Complementary Cumulative Distribution Function (CCDF)



Frequency Domain



Time Domain

**Calibration Laboratory of
Schmid & Partner
Engineering AG**
Zeughausstrasse 43, 8004 Zurich, Switzerland

Name: **IEEE 802.11ac WiFi (40MHz, MCS1, 90pc duty cycle)**

Group: WLAN
UID: 10617-AAC

PAR: ¹ **8.81 dB**
MIF: ² **-5.59 dB**

Standard Reference: IEEE 802.11-2013
FCC OET KDB 248227 D01 802.11 Wi-Fi SAR v02r01

Category: Random amplitude modulation

Modulation: QPSK

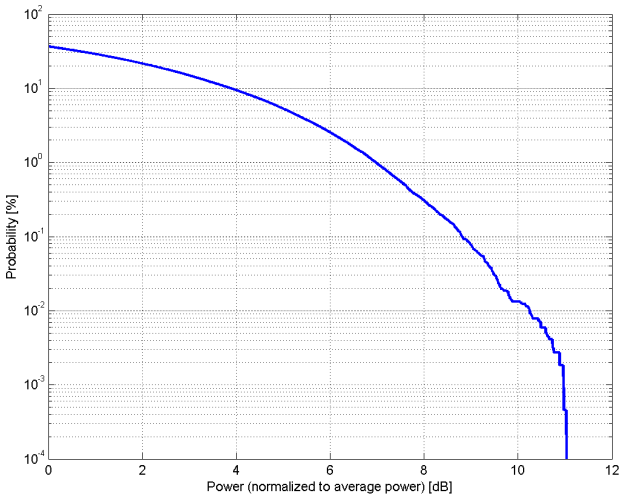
Frequency Band: WLAN 2.4GHz (2412.0 - 2484.0 MHz)
WLAN 5GHz (4915.0 - 5825.0 MHz)
U-NII-1, U-NII-2A (5170 - 5330 MHz)
U-NII-2C Standalone (5490 - 5710 MHz)
U-NII-2C <5.65 GHz (5490 - 5650 MHz)
U-NII-3 Standalone (5735 - 5835 MHz)
U-NII-2C, U-NII-3 (5650 - 5835 MHz)
U-NII-4 (5.825 - 5.925 MHz)
Validation band (0.0 - 6000.0 MHz)

Detailed Specification: Bandwidth: 40MHz
Duty cycle: 90%
MCS: 1
Number of spatial streams: 1
MPDU length: 8192

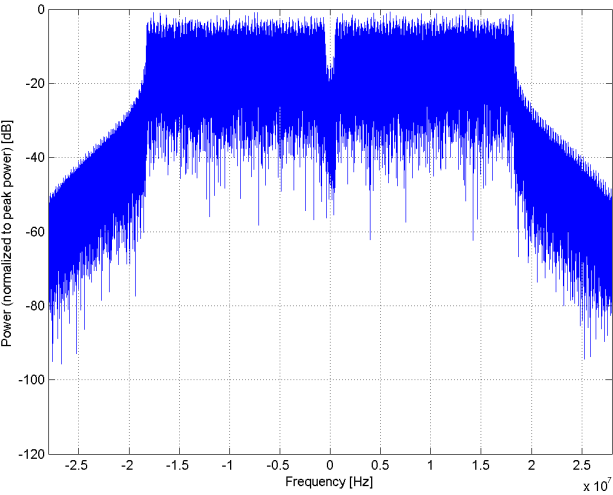
Bandwidth: 40.0 MHz
Integration Time: 2.7 ms

¹ PAR (0.1%) in accordance with FCC KDB 971168, Section 6.0 "Measurement of the Peak-to-Average Power Ratio (PAPR)"

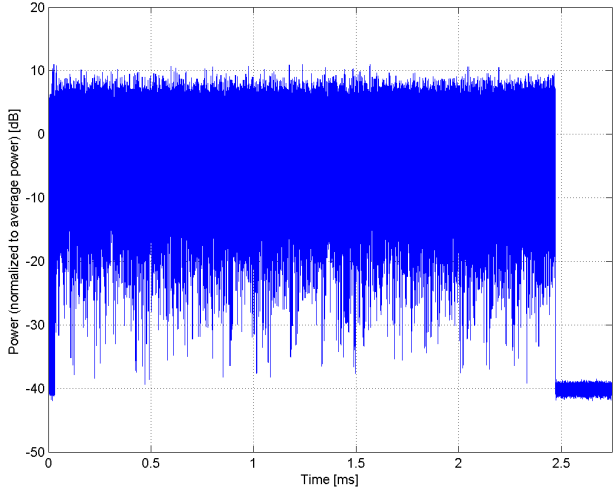
² Modulation Interference Factor (MIF) value valid only in conjunction with advanced probe response linearization calibration for the same communication system (same UID and version).



Complementary Cumulative Distribution Function (CCDF)



Frequency Domain



Time Domain

**Calibration Laboratory of
Schmid & Partner
Engineering AG**
Zeughausstrasse 43, 8004 Zurich, Switzerland

Name: **IEEE 802.11ac WiFi (40MHz, MCS2, 90pc duty cycle)**

Group: WLAN
UID: 10618-AAC

PAR: ¹ **8.58 dB**
MIF: ² **-5.78 dB**

Standard Reference: IEEE 802.11-2013
FCC OET KDB 248227 D01 802.11 Wi-Fi SAR v02r01

Category: Random amplitude modulation

Modulation: QPSK

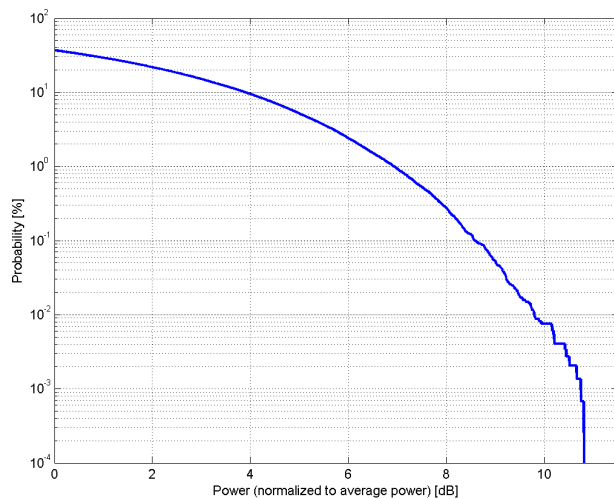
Frequency Band: WLAN 2.4GHz (2412.0 - 2484.0 MHz)
WLAN 5GHz (4915.0 - 5825.0 MHz)
U-NII-1, U-NII-2A (5170 - 5330 MHz)
U-NII-2C Standalone (5490 - 5710 MHz)
U-NII-2C <5.65 GHz (5490 - 5650 MHz)
U-NII-3 Standalone (5735 - 5835 MHz)
U-NII-2C, U-NII-3 (5650 - 5835 MHz)
U-NII-4 (5.825 - 5.925 MHz)
Validation band (0.0 - 6000.0 MHz)

Detailed Specification: Bandwidth: 40MHz
Duty cycle: 90%
MCS: 2
Number of spatial streams: 1
MPDU length: 8192

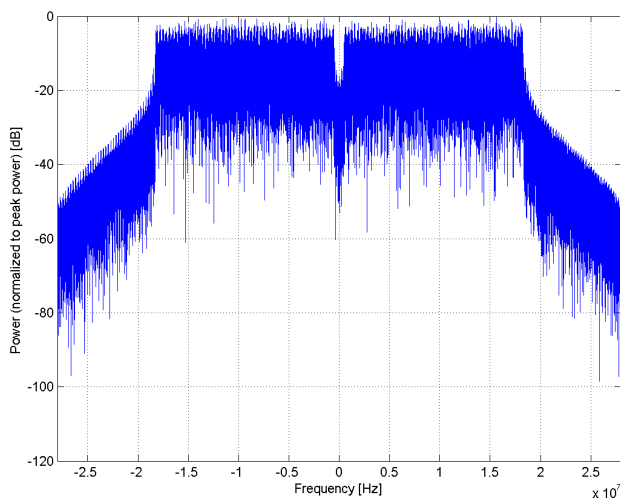
Bandwidth: 40.0 MHz
Integration Time: 1.8 ms

¹ PAR (0.1%) in accordance with FCC KDB 971168, Section 6.0 "Measurement of the Peak-to-Average Power Ratio (PAPR)"

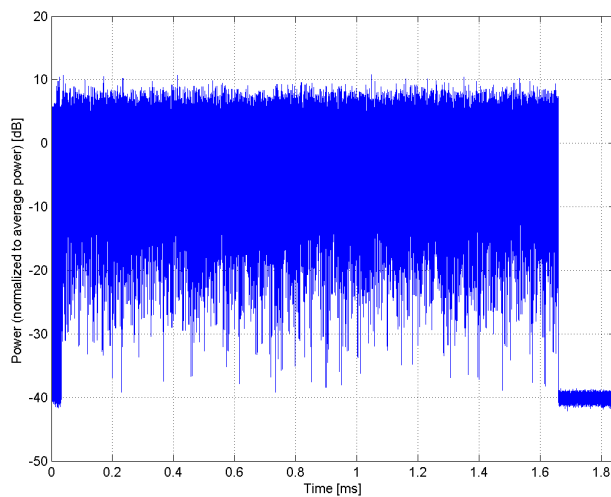
² Modulation Interference Factor (MIF) value valid only in conjunction with advanced probe response linearization calibration for the same communication system (same UID and version).



Complementary Cumulative Distribution Function (CCDF)



Frequency Domain



Time Domain

**Calibration Laboratory of
Schmid & Partner
Engineering AG**
Zeughausstrasse 43, 8004 Zurich, Switzerland

Name: **IEEE 802.11ac WiFi (40MHz, MCS3, 90pc duty cycle)**

Group: WLAN
UID: 10619-AAC

PAR: ¹ **8.86 dB**
MIF: ² **-6.02 dB**

Standard Reference: IEEE 802.11-2013
FCC OET KDB 248227 D01 802.11 Wi-Fi SAR v02r01

Category: Random amplitude modulation

Modulation: 16-QAM

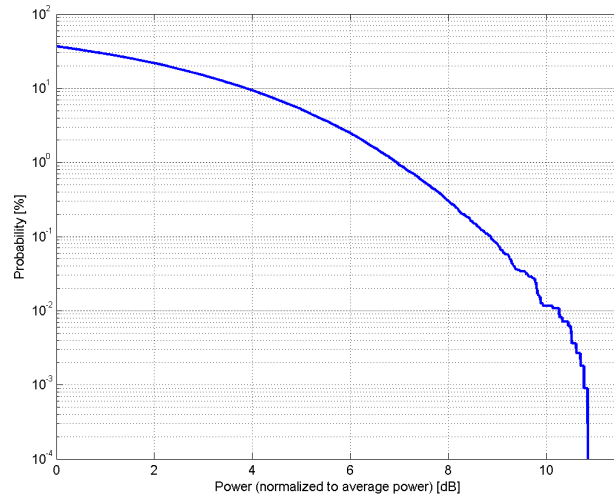
Frequency Band: WLAN 2.4GHz (2412.0 - 2484.0 MHz)
WLAN 5GHz (4915.0 - 5825.0 MHz)
U-NII-1, U-NII-2A (5170 - 5330 MHz)
U-NII-2C Standalone (5490 - 5710 MHz)
U-NII-2C <5.65 GHz (5490 - 5650 MHz)
U-NII-3 Standalone (5735 - 5835 MHz)
U-NII-2C, U-NII-3 (5650 - 5835 MHz)
U-NII-4 (5.825 - 5.925 MHz)
Validation band (0.0 - 6000.0 MHz)

Detailed Specification: Bandwidth: 40MHz
Duty cycle: 90%
MCS: 3
Number of spatial streams: 1
MPDU length: 8192

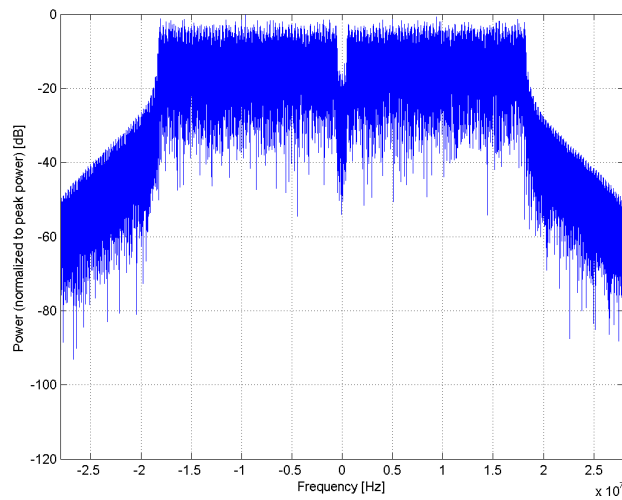
Bandwidth: 40.0 MHz
Integration Time: 1.4 ms

¹ PAR (0.1%) in accordance with FCC KDB 971168, Section 6.0 "Measurement of the Peak-to-Average Power Ratio (PAPR)"

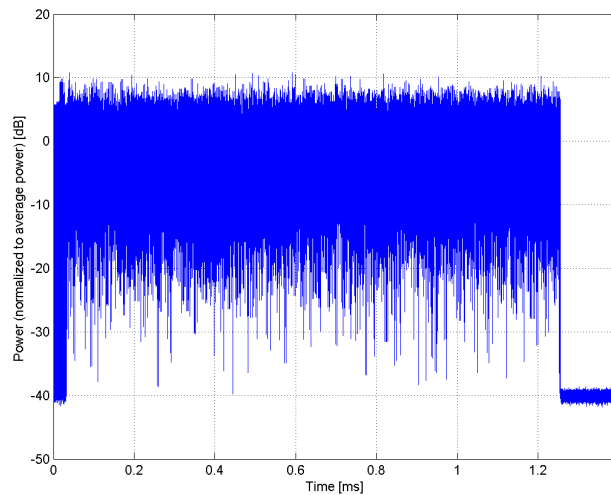
² Modulation Interference Factor (MIF) value valid only in conjunction with advanced probe response linearization calibration for the same communication system (same UID and version).



Complementary Cumulative Distribution Function (CCDF)



Frequency Domain



Time Domain

**Calibration Laboratory of
Schmid & Partner
Engineering AG**
Zeughausstrasse 43, 8004 Zurich, Switzerland

Name: **IEEE 802.11ac WiFi (40MHz, MCS4, 90pc duty cycle)**

Group: WLAN
UID: 10620-AAC

PAR: ¹ **8.87 dB**
MIF: ² **-6.57 dB**

Standard Reference: IEEE 802.11-2013
FCC OET KDB 248227 D01 802.11 Wi-Fi SAR v02r01

Category: Random amplitude modulation

Modulation: 16-QAM

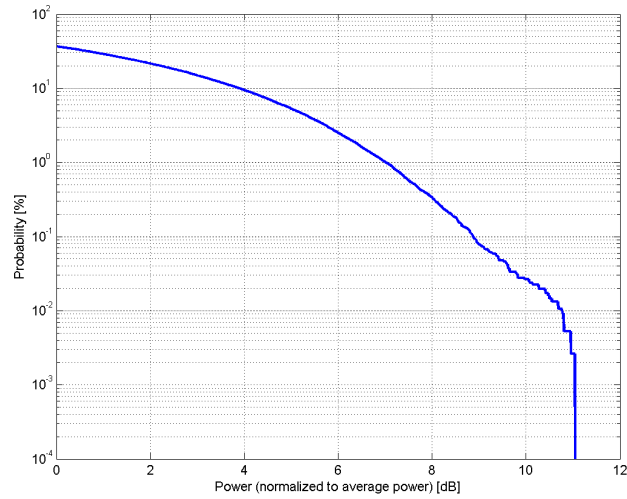
Frequency Band: WLAN 2.4GHz (2412.0 - 2484.0 MHz)
WLAN 5GHz (4915.0 - 5825.0 MHz)
U-NII-1, U-NII-2A (5170 - 5330 MHz)
U-NII-2C Standalone (5490 - 5710 MHz)
U-NII-2C <5.65 GHz (5490 - 5650 MHz)
U-NII-3 Standalone (5735 - 5835 MHz)
U-NII-2C, U-NII-3 (5650 - 5835 MHz)
U-NII-4 (5.825 - 5.925 MHz)
Validation band (0.0 - 6000.0 MHz)

Detailed Specification: Bandwidth: 40MHz
Duty cycle: 90%
MCS: 4
Number of spatial streams: 1
MPDU length: 8192

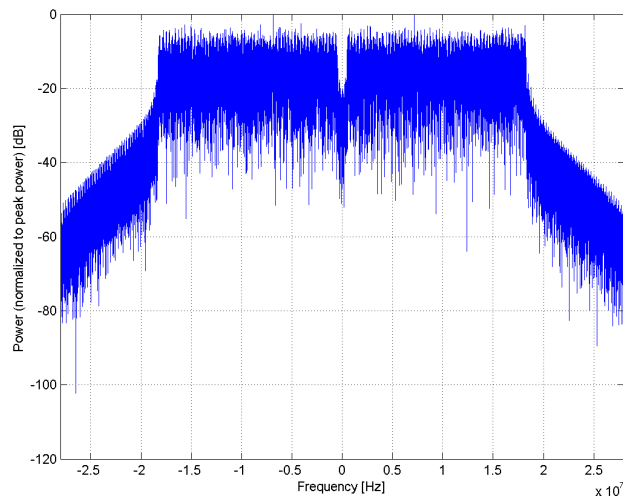
Bandwidth: 40.0 MHz
Integration Time: 0.9 ms

¹ PAR (0.1%) in accordance with FCC KDB 971168, Section 6.0 "Measurement of the Peak-to-Average Power Ratio (PAPR)"

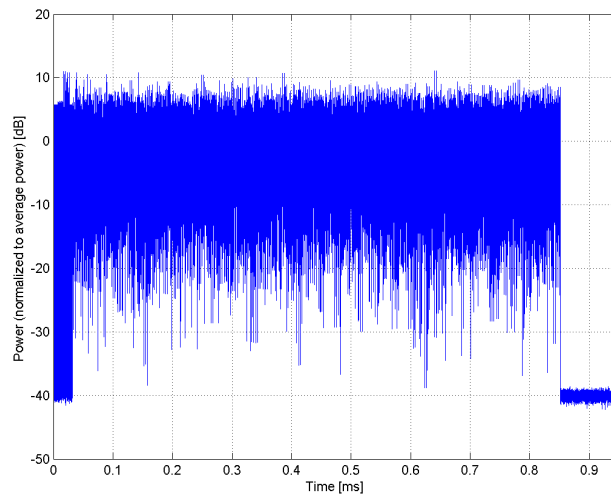
² Modulation Interference Factor (MIF) value valid only in conjunction with advanced probe response linearization calibration for the same communication system (same UID and version).



Complementary Cumulative Distribution Function (CCDF)



Frequency Domain



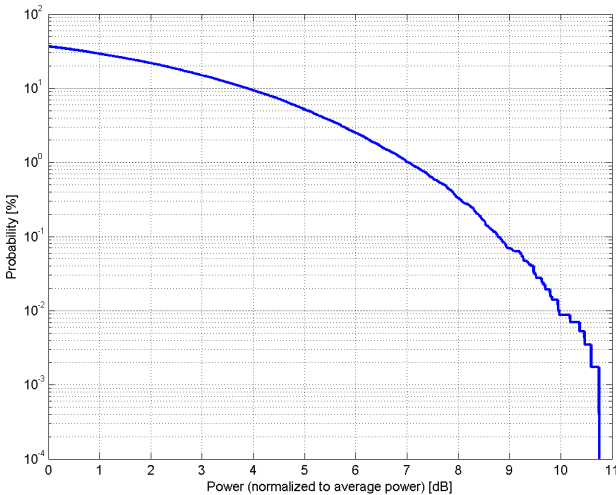
Time Domain

**Calibration Laboratory of
Schmid & Partner
Engineering AG**
Zeughausstrasse 43, 8004 Zurich, Switzerland

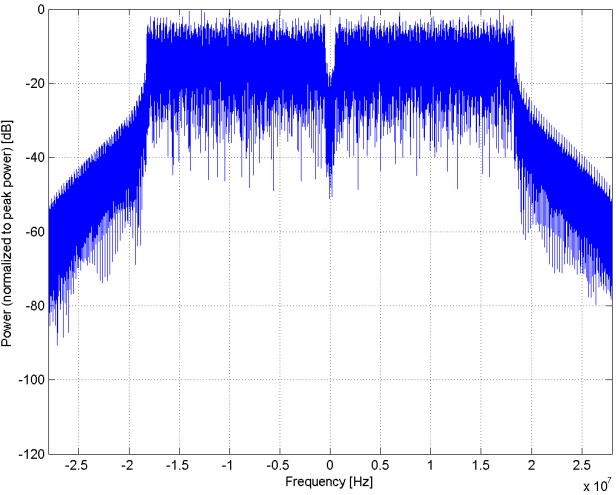
Name:	IEEE 802.11ac WiFi (40MHz, MCS5, 90pc duty cycle)
Group:	WLAN
UID:	10621-AAC
PAR: ¹	8.77 dB
MIF: ²	-6.92 dB
Standard Reference:	IEEE 802.11-2013 FCC OET KDB 248227 D01 802.11 Wi-Fi SAR v02r01
Category:	Random amplitude modulation
Modulation:	64-QAM
Frequency Band:	WLAN 2.4GHz (2412.0 - 2484.0 MHz) WLAN 5GHz (4915.0 - 5825.0 MHz) U-NII-1, U-NII-2A (5170 - 5330 MHz) U-NII-2C Standalone (5490 - 5710 MHz) U-NII-2C <5.65 GHz (5490 - 5650 MHz) U-NII-3 Standalone (5735 - 5835 MHz) U-NII-2C, U-NII-3 (5650 - 5835 MHz) U-NII-4 (5.825 - 5.925 MHz) Validation band (0.0 - 6000.0 MHz)
Detailed Specification:	Bandwidth: 40MHz Duty cycle: 90% MCS: 5 Number of spatial streams: 1 MPDU length: 8192
Bandwidth:	40.0 MHz
Integration Time:	0.7 ms

¹ PAR (0.1%) in accordance with FCC KDB 971168, Section 6.0 "Measurement of the Peak-to-Average Power Ratio (PAPR)"

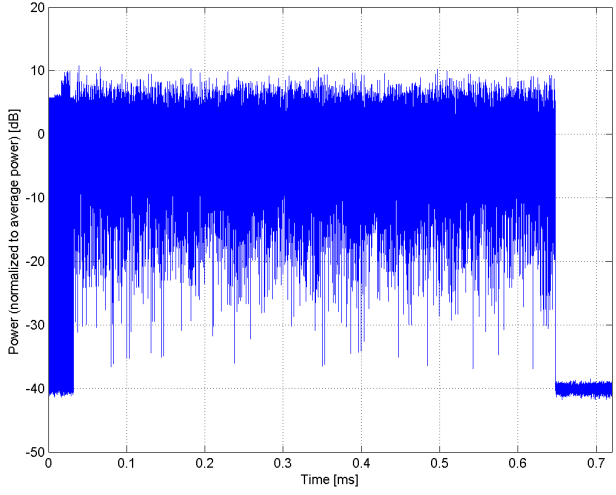
² Modulation Interference Factor (MIF) value valid only in conjunction with advanced probe response linearization calibration for the same communication system (same UID and version).



Complementary Cumulative Distribution Function (CCDF)



Frequency Domain



Time Domain

**Calibration Laboratory of
Schmid & Partner
Engineering AG**
Zeughausstrasse 43, 8004 Zurich, Switzerland

Name: **IEEE 802.11ac WiFi (40MHz, MCS6, 90pc duty cycle)**

Group: WLAN
UID: 10622-AAC

PAR: ¹ **8.68 dB**
MIF: ² **-7.33 dB**

Standard Reference: IEEE 802.11-2013
FCC OET KDB 248227 D01 802.11 Wi-Fi SAR v02r01

Category: Random amplitude modulation

Modulation: 64-QAM

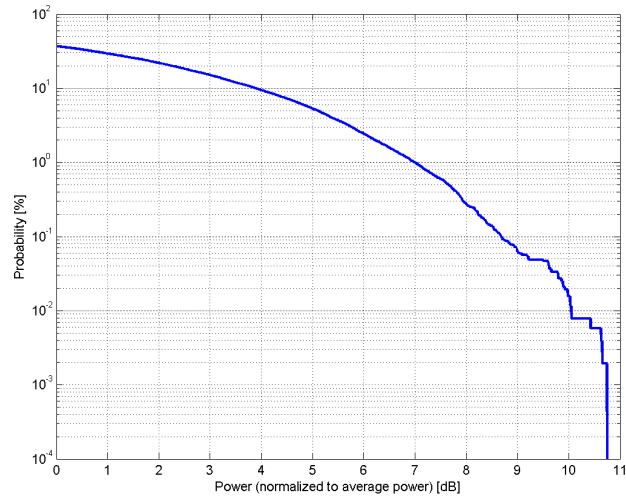
Frequency Band: WLAN 2.4GHz (2412.0 - 2484.0 MHz)
WLAN 5GHz (4915.0 - 5825.0 MHz)
U-NII-1, U-NII-2A (5170 - 5330 MHz)
U-NII-2C Standalone (5490 - 5710 MHz)
U-NII-2C <5.65 GHz (5490 - 5650 MHz)
U-NII-3 Standalone (5735 - 5835 MHz)
U-NII-2C, U-NII-3 (5650 - 5835 MHz)
U-NII-4 (5.825 - 5.925 MHz)
Validation band (0.0 - 6000.0 MHz)

Detailed Specification: Bandwidth: 40MHz
Duty cycle: 90%
MCS: 6
Number of spatial streams: 1
MPDU length: 8192

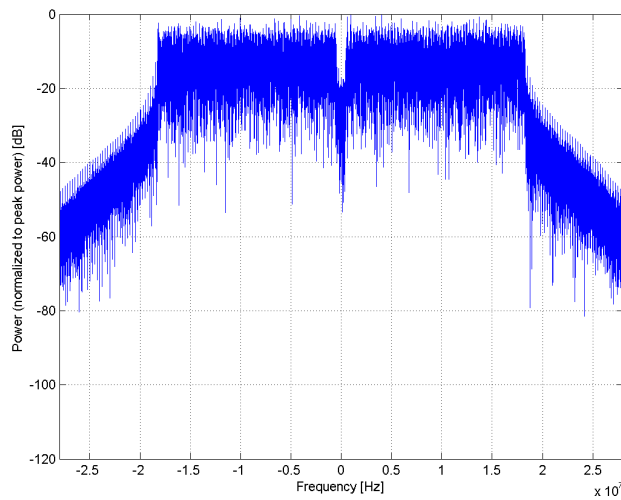
Bandwidth: 40.0 MHz
Integration Time: 0.6 ms

¹ PAR (0.1%) in accordance with FCC KDB 971168, Section 6.0 "Measurement of the Peak-to-Average Power Ratio (PAPR)"

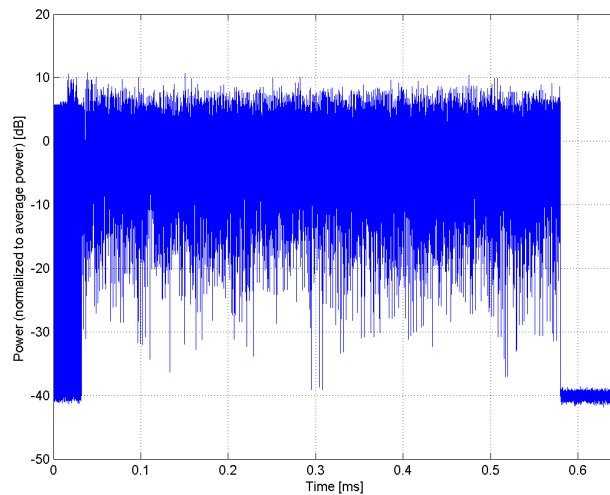
² Modulation Interference Factor (MIF) value valid only in conjunction with advanced probe response linearization calibration for the same communication system (same UID and version).



Complementary Cumulative Distribution Function (CCDF)



Frequency Domain



Time Domain

**Calibration Laboratory of
Schmid & Partner
Engineering AG**
Zeughausstrasse 43, 8004 Zurich, Switzerland

Name: **IEEE 802.11ac WiFi (40MHz, MCS7, 90pc duty cycle)**

Group: WLAN
UID: 10623-AAC

PAR: ¹ **8.82 dB**
MIF: ² **-7.44 dB**

Standard Reference: IEEE 802.11-2013
FCC OET KDB 248227 D01 802.11 Wi-Fi SAR v02r01

Category: Random amplitude modulation

Modulation: 64-QAM

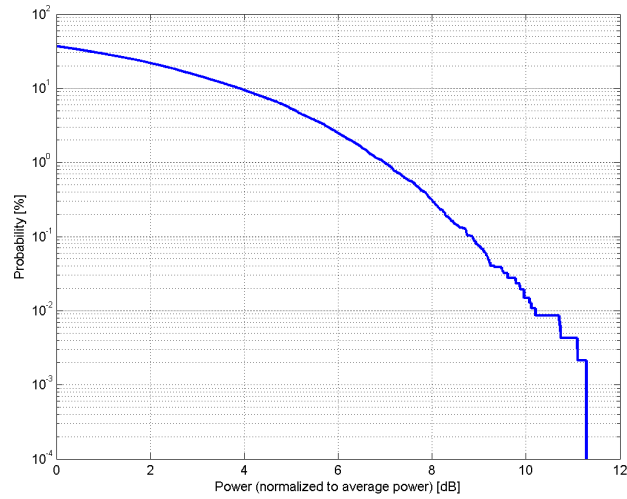
Frequency Band: WLAN 2.4GHz (2412.0 - 2484.0 MHz)
WLAN 5GHz (4915.0 - 5825.0 MHz)
U-NII-1, U-NII-2A (5170 - 5330 MHz)
U-NII-2C Standalone (5490 - 5710 MHz)
U-NII-2C <5.65 GHz (5490 - 5650 MHz)
U-NII-3 Standalone (5735 - 5835 MHz)
U-NII-2C, U-NII-3 (5650 - 5835 MHz)
U-NII-4 (5.825 - 5.925 MHz)
Validation band (0.0 - 6000.0 MHz)

Detailed Specification: Bandwidth: 40MHz
Duty cycle: 90%
MCS: 7
Number of spatial streams: 1
MPDU length: 8192

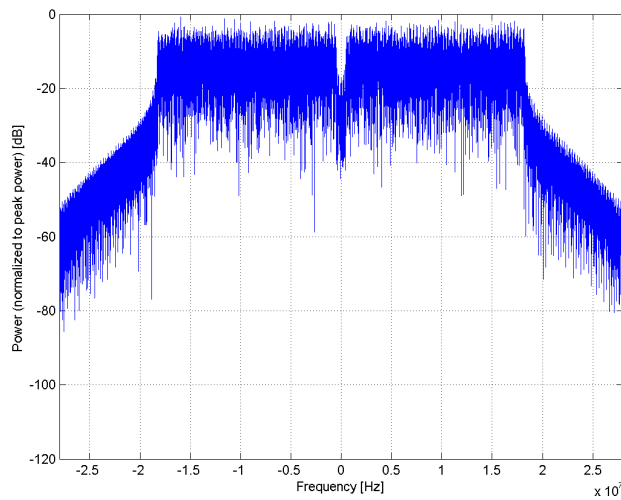
Bandwidth: 40.0 MHz
Integration Time: 0.6 ms

¹ PAR (0.1%) in accordance with FCC KDB 971168, Section 6.0 "Measurement of the Peak-to-Average Power Ratio (PAPR)"

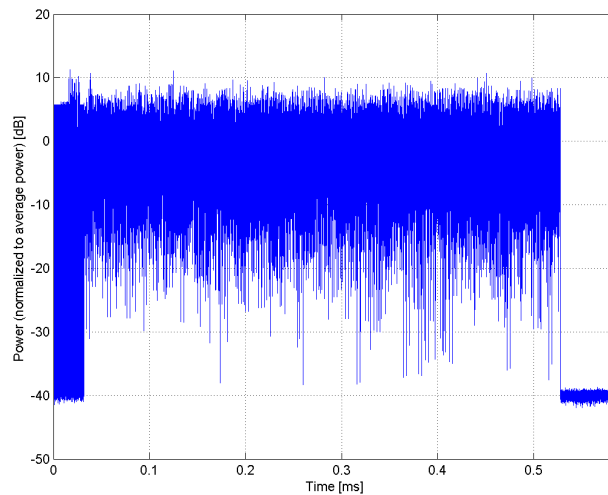
² Modulation Interference Factor (MIF) value valid only in conjunction with advanced probe response linearization calibration for the same communication system (same UID and version).



Complementary Cumulative Distribution Function (CCDF)



Frequency Domain



Time Domain

**Calibration Laboratory of
Schmid & Partner
Engineering AG**
Zeughausstrasse 43, 8004 Zurich, Switzerland

Name: **IEEE 802.11ac WiFi (40MHz, MCS8, 90pc duty cycle)**

Group: WLAN
UID: 10624-AAC

PAR: ¹ **8.96 dB**
MIF: ² **-7.73 dB**

Standard Reference: IEEE 802.11-2013
FCC OET KDB 248227 D01 802.11 Wi-Fi SAR v02r01

Category: Random amplitude modulation

Modulation: 256-QAM

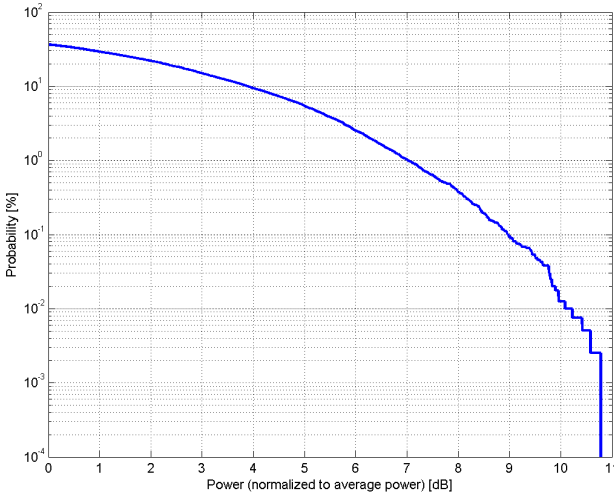
Frequency Band: WLAN 2.4GHz (2412.0 - 2484.0 MHz)
WLAN 5GHz (4915.0 - 5825.0 MHz)
U-NII-1, U-NII-2A (5170 - 5330 MHz)
U-NII-2C Standalone (5490 - 5710 MHz)
U-NII-2C <5.65 GHz (5490 - 5650 MHz)
U-NII-3 Standalone (5735 - 5835 MHz)
U-NII-2C, U-NII-3 (5650 - 5835 MHz)
U-NII-4 (5.825 - 5.925 MHz)
Validation band (0.0 - 6000.0 MHz)

Detailed Specification: Bandwidth: 40MHz
Duty cycle: 90%
MCS: 8
Number of spatial streams: 1
MPDU length: 8192

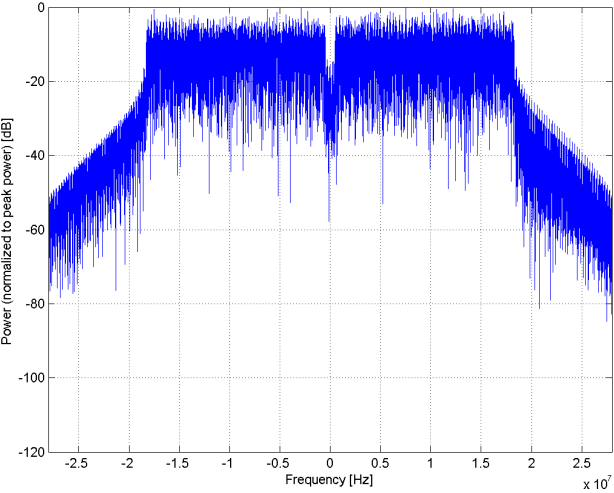
Bandwidth: 40.0 MHz
Integration Time: 0.5 ms

¹ PAR (0.1%) in accordance with FCC KDB 971168, Section 6.0 "Measurement of the Peak-to-Average Power Ratio (PAPR)"

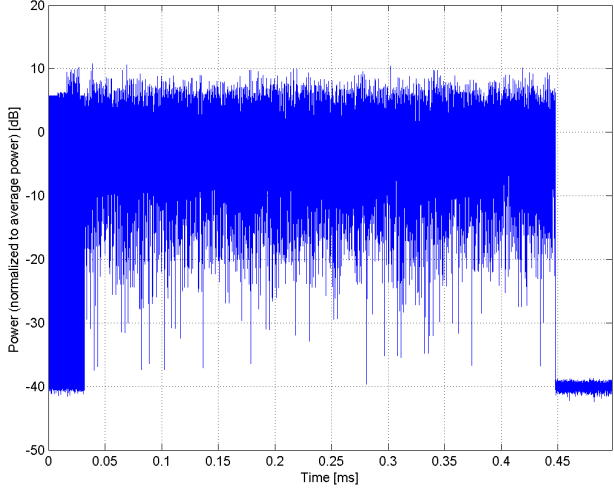
² Modulation Interference Factor (MIF) value valid only in conjunction with advanced probe response linearization calibration for the same communication system (same UID and version).



Complementary Cumulative Distribution Function (CCDF)



Frequency Domain



Time Domain

**Calibration Laboratory of
Schmid & Partner
Engineering AG**
Zeughausstrasse 43, 8004 Zurich, Switzerland

Name: **IEEE 802.11ac WiFi (40MHz, MCS9, 90pc duty cycle)**

Group: WLAN
UID: 10625-AAC

PAR: ¹ **8.96 dB**
MIF: ² **-8.15 dB**

Standard Reference: IEEE 802.11-2013
FCC OET KDB 248227 D01 802.11 Wi-Fi SAR v02r01

Category: Random amplitude modulation

Modulation: 256-QAM

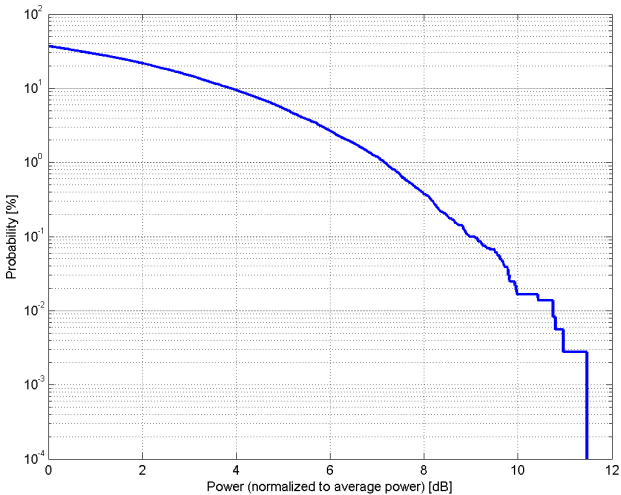
Frequency Band: WLAN 2.4GHz (2412.0 - 2484.0 MHz)
WLAN 5GHz (4915.0 - 5825.0 MHz)
U-NII-1, U-NII-2A (5170 - 5330 MHz)
U-NII-2C Standalone (5490 - 5710 MHz)
U-NII-2C <5.65 GHz (5490 - 5650 MHz)
U-NII-3 Standalone (5735 - 5835 MHz)
U-NII-2C, U-NII-3 (5650 - 5835 MHz)
U-NII-4 (5.825 - 5.925 MHz)
Validation band (0.0 - 6000.0 MHz)

Detailed Specification: Bandwidth: 40MHz
Duty cycle: 90%
MCS: 9
Number of spatial streams: 1
MPDU length: 8192

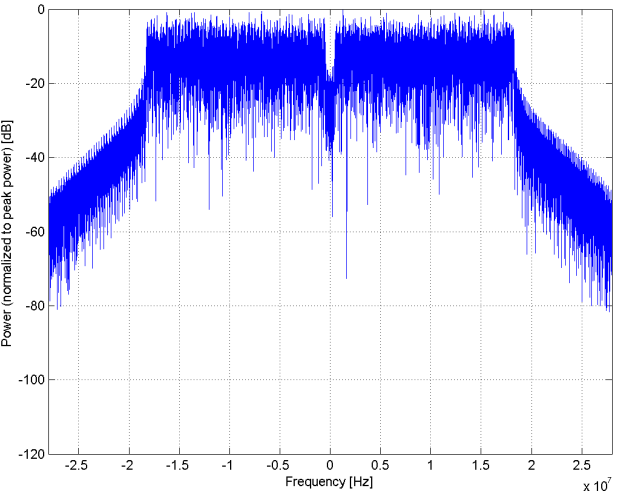
Bandwidth: 40.0 MHz
Integration Time: 0.5 ms

¹ PAR (0.1%) in accordance with FCC KDB 971168, Section 6.0 "Measurement of the Peak-to-Average Power Ratio (PAPR)"

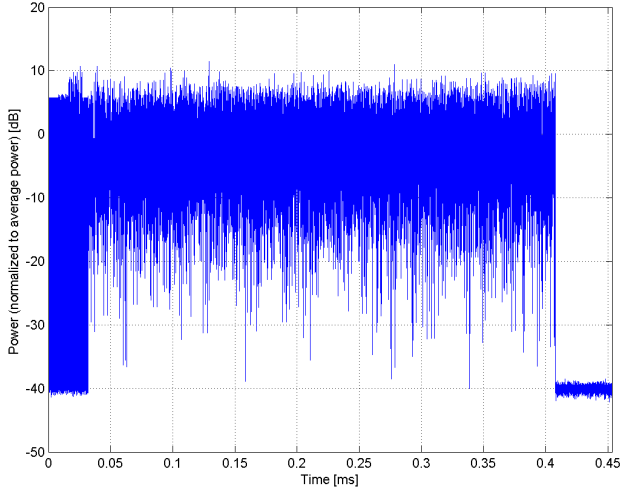
² Modulation Interference Factor (MIF) value valid only in conjunction with advanced probe response linearization calibration for the same communication system (same UID and version).



Complementary Cumulative Distribution Function (CCDF)



Frequency Domain



Time Domain

**Calibration Laboratory of
Schmid & Partner
Engineering AG**
Zeughausstrasse 43, 8004 Zurich, Switzerland

Name: **IEEE 802.11ac WiFi (80MHz, MCS0, 90pc duty cycle)**

Group: WLAN
UID: 10626-AAC

PAR: ¹ **8.83 dB**
MIF: ² **-5.64 dB**

Standard Reference: IEEE 802.11-2013
FCC OET KDB 248227 D01 802.11 Wi-Fi SAR v02r01

Category: Random amplitude modulation

Modulation: BPSK

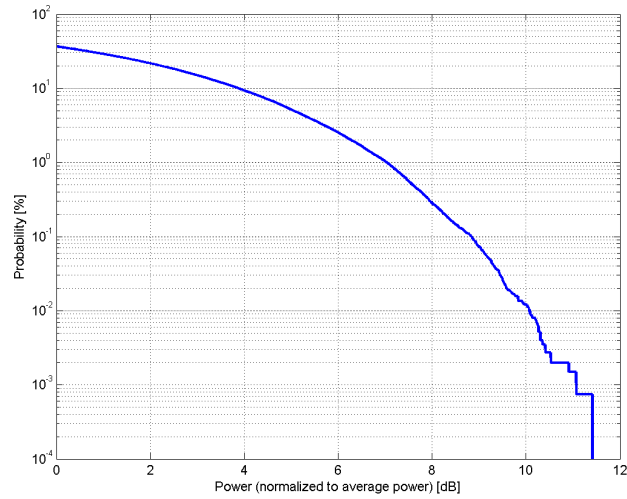
Frequency Band: WLAN 2.4GHz (2412.0 - 2484.0 MHz)
WLAN 5GHz (4915.0 - 5825.0 MHz)
U-NII-1, U-NII-2A (5170 - 5330 MHz)
U-NII-2C Standalone (5490 - 5710 MHz)
U-NII-2C <5.65 GHz (5490 - 5650 MHz)
U-NII-3 Standalone (5735 - 5835 MHz)
U-NII-2C, U-NII-3 (5650 - 5835 MHz)
U-NII-4 (5.825 - 5.925 MHz)
Validation band (0.0 - 6000.0 MHz)

Detailed Specification: Bandwidth: 80MHz
Duty cycle: 90%
MCS: 0
Number of spatial streams: 1
MPDU length: 8192

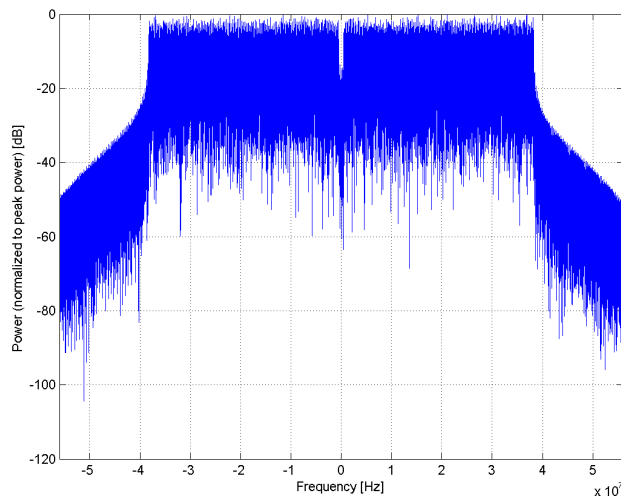
Bandwidth: 80.0 MHz
Integration Time: 2.5 ms

¹ PAR (0.1%) in accordance with FCC KDB 971168, Section 6.0 "Measurement of the Peak-to-Average Power Ratio (PAPR)"

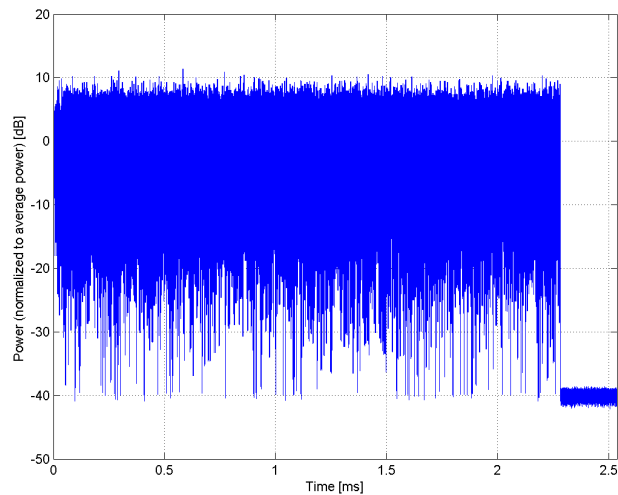
² Modulation Interference Factor (MIF) value valid only in conjunction with advanced probe response linearization calibration for the same communication system (same UID and version).



Complementary Cumulative Distribution Function (CCDF)



Frequency Domain



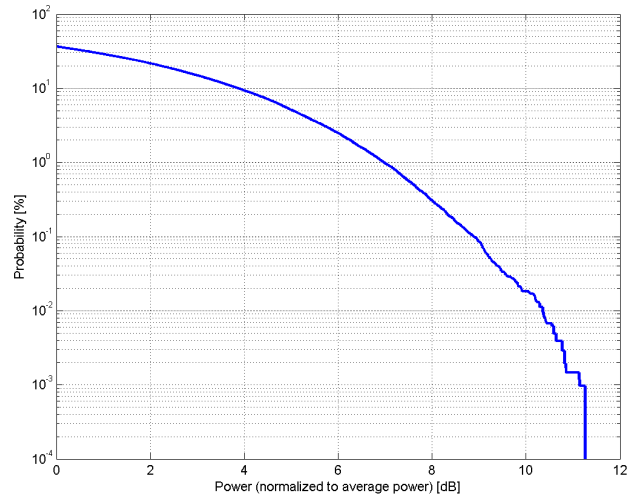
Time Domain

**Calibration Laboratory of
Schmid & Partner
Engineering AG**
Zeughausstrasse 43, 8004 Zurich, Switzerland

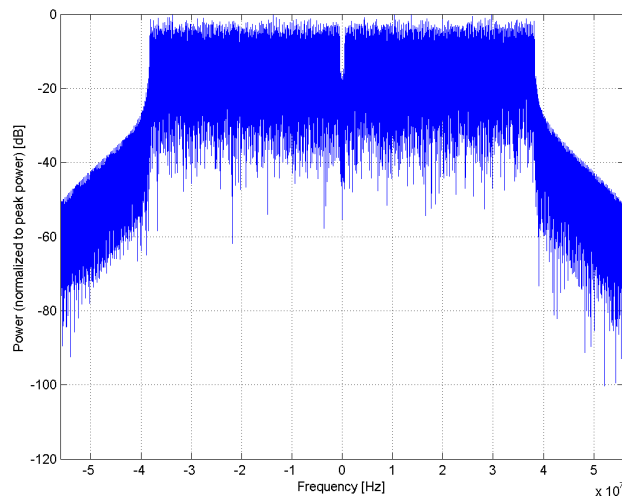
Name:	IEEE 802.11ac WiFi (80MHz, MCS1, 90pc duty cycle)
Group:	WLAN
UID:	10627-AAC
PAR: ¹	8.88 dB
MIF: ²	-6.22 dB
Standard Reference:	IEEE 802.11-2013 FCC OET KDB 248227 D01 802.11 Wi-Fi SAR v02r01
Category:	Random amplitude modulation
Modulation:	QPSK
Frequency Band:	WLAN 2.4GHz (2412.0 - 2484.0 MHz) WLAN 5GHz (4915.0 - 5825.0 MHz) U-NII-1, U-NII-2A (5170 - 5330 MHz) U-NII-2C Standalone (5490 - 5710 MHz) U-NII-2C <5.65 GHz (5490 - 5650 MHz) U-NII-3 Standalone (5735 - 5835 MHz) U-NII-2C, U-NII-3 (5650 - 5835 MHz) U-NII-4 (5.825 - 5.925 MHz) Validation band (0.0 - 6000.0 MHz)
Detailed Specification:	Bandwidth: 80MHz Duty cycle: 90% MCS: 1 Number of spatial streams: 1 MPDU length: 8192
Bandwidth:	80.0 MHz
Integration Time:	1.3 ms

¹ PAR (0.1%) in accordance with FCC KDB 971168, Section 6.0 "Measurement of the Peak-to-Average Power Ratio (PAPR)"

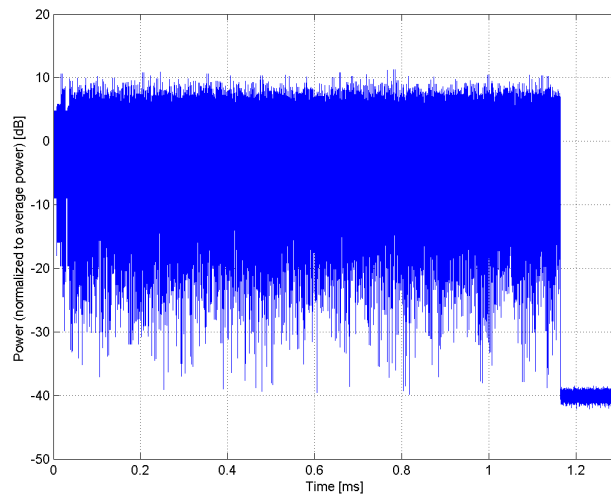
² Modulation Interference Factor (MIF) value valid only in conjunction with advanced probe response linearization calibration for the same communication system (same UID and version).



Complementary Cumulative Distribution Function (CCDF)



Frequency Domain



Time Domain

**Calibration Laboratory of
Schmid & Partner
Engineering AG**
Zeughausstrasse 43, 8004 Zurich, Switzerland

Name: **IEEE 802.11ac WiFi (80MHz, MCS2, 90pc duty cycle)**

Group: WLAN
UID: 10628-AAC

PAR: ¹ **8.71 dB**
MIF: ² **-6.84 dB**

Standard Reference: IEEE 802.11-2013
FCC OET KDB 248227 D01 802.11 Wi-Fi SAR v02r01

Category: Random amplitude modulation

Modulation: QPSK

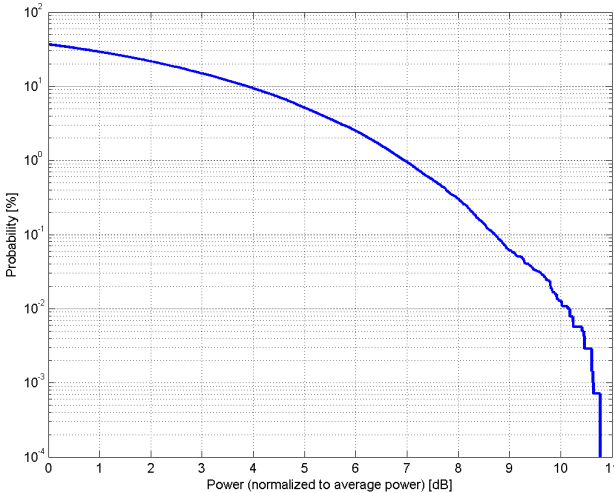
Frequency Band: WLAN 2.4GHz (2412.0 - 2484.0 MHz)
WLAN 5GHz (4915.0 - 5825.0 MHz)
U-NII-1, U-NII-2A (5170 - 5330 MHz)
U-NII-2C Standalone (5490 - 5710 MHz)
U-NII-2C <5.65 GHz (5490 - 5650 MHz)
U-NII-3 Standalone (5735 - 5835 MHz)
U-NII-2C, U-NII-3 (5650 - 5835 MHz)
U-NII-4 (5.825 - 5.925 MHz)
Validation band (0.0 - 6000.0 MHz)

Detailed Specification: Bandwidth: 80MHz
Duty cycle: 90%
MCS: 2
Number of spatial streams: 1
MPDU length: 8192

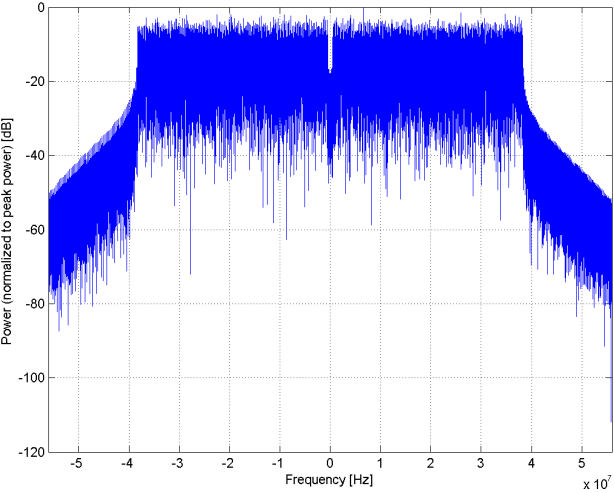
Bandwidth: 80.0 MHz
Integration Time: 0.9 ms

¹ PAR (0.1%) in accordance with FCC KDB 971168, Section 6.0 "Measurement of the Peak-to-Average Power Ratio (PAPR)"

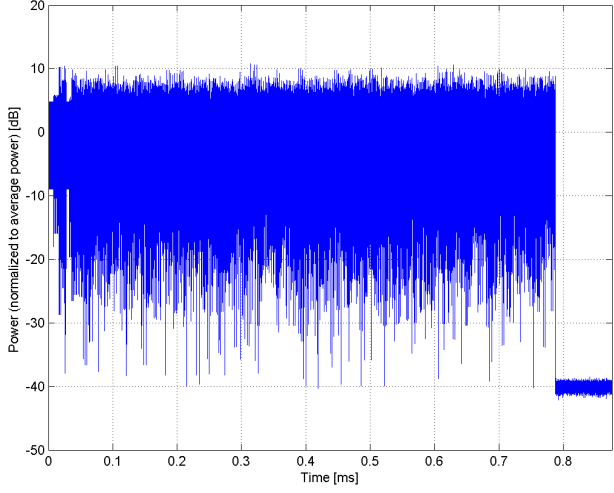
² Modulation Interference Factor (MIF) value valid only in conjunction with advanced probe response linearization calibration for the same communication system (same UID and version).



Complementary Cumulative Distribution Function (CCDF)



Frequency Domain



Time Domain

**Calibration Laboratory of
Schmid & Partner
Engineering AG**
Zeughausstrasse 43, 8004 Zurich, Switzerland

Name: **IEEE 802.11ac WiFi (80MHz, MCS3, 90pc duty cycle)**

Group: WLAN
UID: 10629-AAC

PAR: ¹ **8.85 dB**
MIF: ² **-7.44 dB**

Standard Reference: IEEE 802.11-2013
FCC OET KDB 248227 D01 802.11 Wi-Fi SAR v02r01

Category: Random amplitude modulation

Modulation: 16-QAM

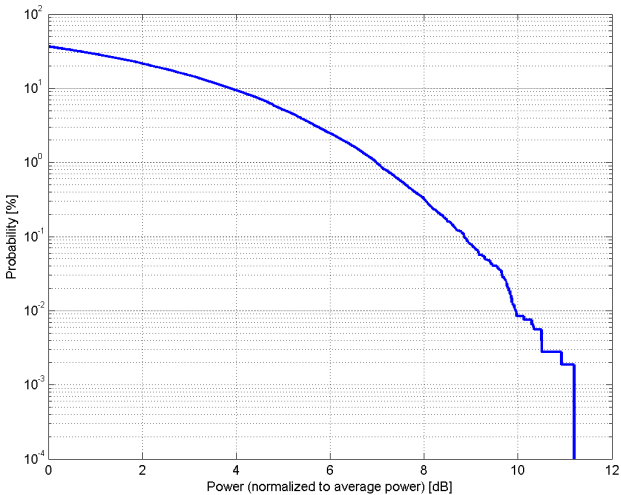
Frequency Band: WLAN 2.4GHz (2412.0 - 2484.0 MHz)
WLAN 5GHz (4915.0 - 5825.0 MHz)
U-NII-1, U-NII-2A (5170 - 5330 MHz)
U-NII-2C Standalone (5490 - 5710 MHz)
U-NII-2C <5.65 GHz (5490 - 5650 MHz)
U-NII-3 Standalone (5735 - 5835 MHz)
U-NII-2C, U-NII-3 (5650 - 5835 MHz)
U-NII-4 (5.825 - 5.925 MHz)
Validation band (0.0 - 6000.0 MHz)

Detailed Specification: Bandwidth: 80MHz
Duty cycle: 90%
MCS: 3
Number of spatial streams: 1
MPDU length: 8192

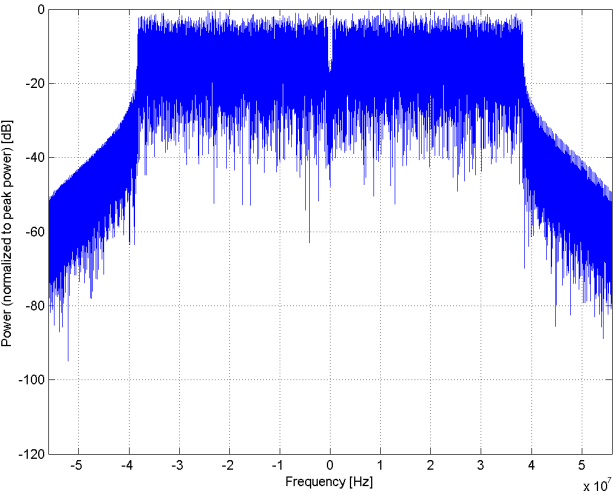
Bandwidth: 80.0 MHz
Integration Time: 0.7 ms

¹ PAR (0.1%) in accordance with FCC KDB 971168, Section 6.0 "Measurement of the Peak-to-Average Power Ratio (PAPR)"

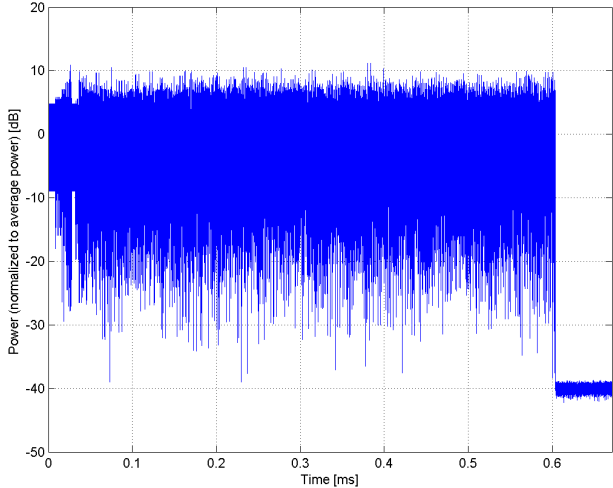
² Modulation Interference Factor (MIF) value valid only in conjunction with advanced probe response linearization calibration for the same communication system (same UID and version).



Complementary Cumulative Distribution Function (CCDF)



Frequency Domain



Time Domain

**Calibration Laboratory of
Schmid & Partner
Engineering AG**
Zeughausstrasse 43, 8004 Zurich, Switzerland

Name: **IEEE 802.11ac WiFi (80MHz, MCS4, 90pc duty cycle)**

Group: WLAN
UID: 10630-AAC

PAR: ¹ **8.72 dB**
MIF: ² **-8.48 dB**

Standard Reference: IEEE 802.11-2013
FCC OET KDB 248227 D01 802.11 Wi-Fi SAR v02r01

Category: Random amplitude modulation

Modulation: 16-QAM

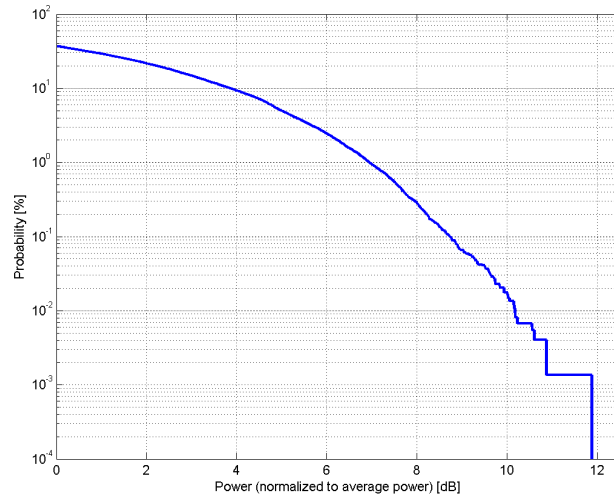
Frequency Band: WLAN 2.4GHz (2412.0 - 2484.0 MHz)
WLAN 5GHz (4915.0 - 5825.0 MHz)
U-NII-1, U-NII-2A (5170 - 5330 MHz)
U-NII-2C Standalone (5490 - 5710 MHz)
U-NII-2C <5.65 GHz (5490 - 5650 MHz)
U-NII-3 Standalone (5735 - 5835 MHz)
U-NII-2C, U-NII-3 (5650 - 5835 MHz)
U-NII-4 (5.825 - 5.925 MHz)
Validation band (0.0 - 6000.0 MHz)

Detailed Specification: Bandwidth: 80MHz
Duty cycle: 90%
MCS: 4
Number of spatial streams: 1
MPDU length: 8192

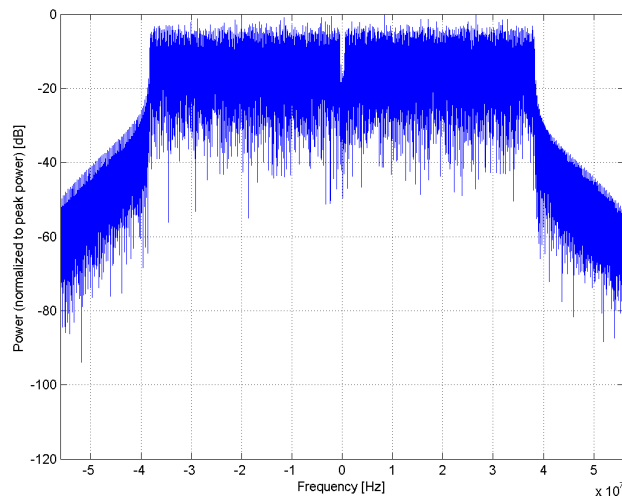
Bandwidth: 80.0 MHz
Integration Time: 0.5 ms

¹ PAR (0.1%) in accordance with FCC KDB 971168, Section 6.0 "Measurement of the Peak-to-Average Power Ratio (PAPR)"

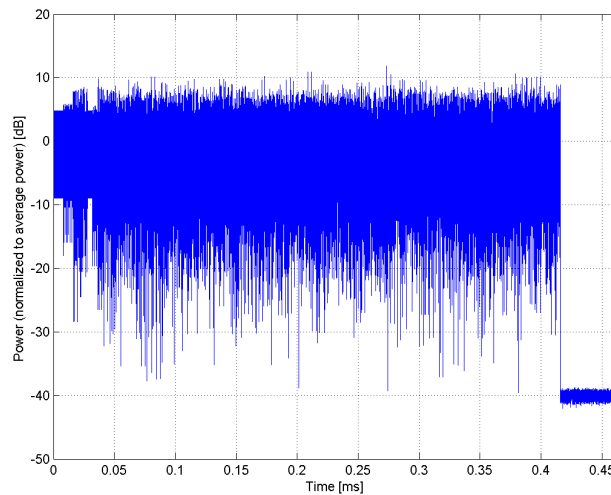
² Modulation Interference Factor (MIF) value valid only in conjunction with advanced probe response linearization calibration for the same communication system (same UID and version).



Complementary Cumulative Distribution Function (CCDF)



Frequency Domain



Time Domain

**Calibration Laboratory of
Schmid & Partner
Engineering AG**
Zeughausstrasse 43, 8004 Zurich, Switzerland

Name: **IEEE 802.11ac WiFi (80MHz, MCS5, 90pc duty cycle)**

Group: WLAN
UID: 10631-AAC

PAR: ¹ **8.81 dB**
MIF: ² **-9.17 dB**

Standard Reference: IEEE 802.11-2013
FCC OET KDB 248227 D01 802.11 Wi-Fi SAR v02r01

Category: Random amplitude modulation

Modulation: 64-QAM

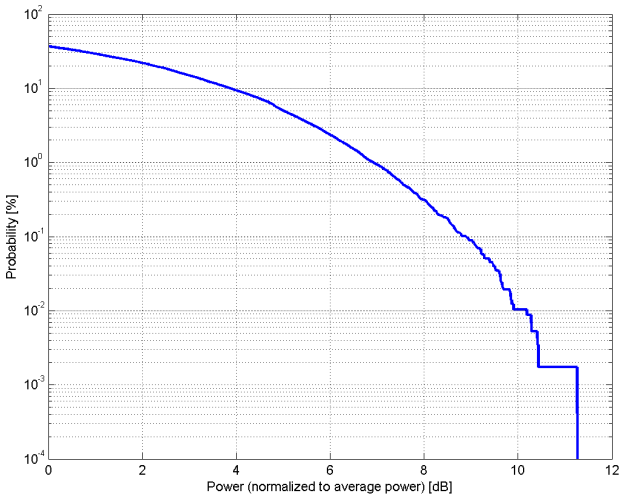
Frequency Band: WLAN 2.4GHz (2412.0 - 2484.0 MHz)
WLAN 5GHz (4915.0 - 5825.0 MHz)
U-NII-1, U-NII-2A (5170 - 5330 MHz)
U-NII-2C Standalone (5490 - 5710 MHz)
U-NII-2C <5.65 GHz (5490 - 5650 MHz)
U-NII-3 Standalone (5735 - 5835 MHz)
U-NII-2C, U-NII-3 (5650 - 5835 MHz)
U-NII-4 (5.825 - 5.925 MHz)
Validation band (0.0 - 6000.0 MHz)

Detailed Specification: Bandwidth: 80MHz
Duty cycle: 90%
MCS: 5
Number of spatial streams: 1
MPDU length: 8192

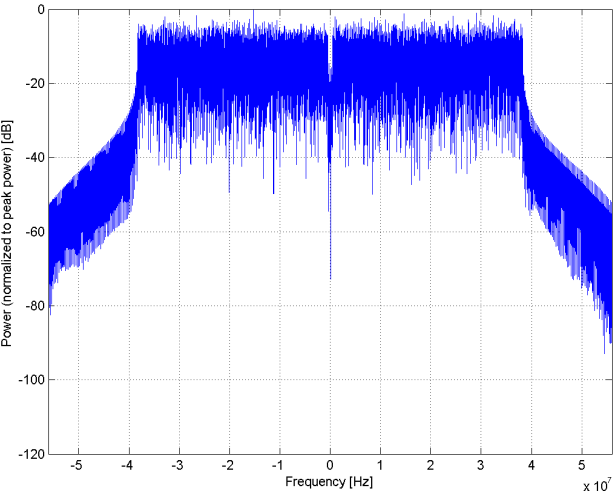
Bandwidth: 80.0 MHz
Integration Time: 0.4 ms

¹ PAR (0.1%) in accordance with FCC KDB 971168, Section 6.0 "Measurement of the Peak-to-Average Power Ratio (PAPR)"

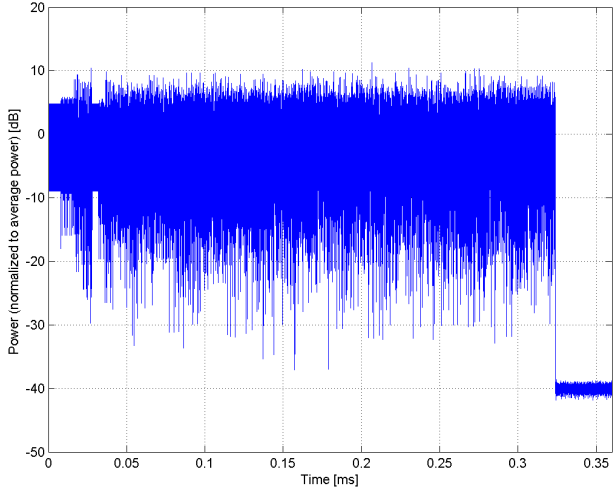
² Modulation Interference Factor (MIF) value valid only in conjunction with advanced probe response linearization calibration for the same communication system (same UID and version).



Complementary Cumulative Distribution Function (CCDF)



Frequency Domain



Time Domain

**Calibration Laboratory of
Schmid & Partner
Engineering AG**
Zeughausstrasse 43, 8004 Zurich, Switzerland

Name: **IEEE 802.11ac WiFi (80MHz, MCS6, 90pc duty cycle)**

Group: WLAN
UID: 10632-AAC

PAR: ¹ **8.74 dB**
MIF: ² **-9.64 dB**

Standard Reference: IEEE 802.11-2013
FCC OET KDB 248227 D01 802.11 Wi-Fi SAR v02r01

Category: Random amplitude modulation

Modulation: 64-QAM

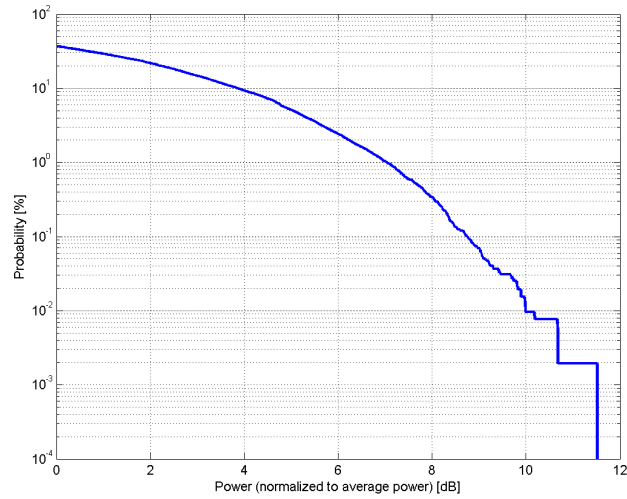
Frequency Band: WLAN 2.4GHz (2412.0 - 2484.0 MHz)
WLAN 5GHz (4915.0 - 5825.0 MHz)
U-NII-1, U-NII-2A (5170 - 5330 MHz)
U-NII-2C Standalone (5490 - 5710 MHz)
U-NII-2C <5.65 GHz (5490 - 5650 MHz)
U-NII-3 Standalone (5735 - 5835 MHz)
U-NII-2C, U-NII-3 (5650 - 5835 MHz)
U-NII-4 (5.825 - 5.925 MHz)
Validation band (0.0 - 6000.0 MHz)

Detailed Specification: Bandwidth: 80MHz
Duty cycle: 90%
MCS: 6
Number of spatial streams: 1
MPDU length: 8192

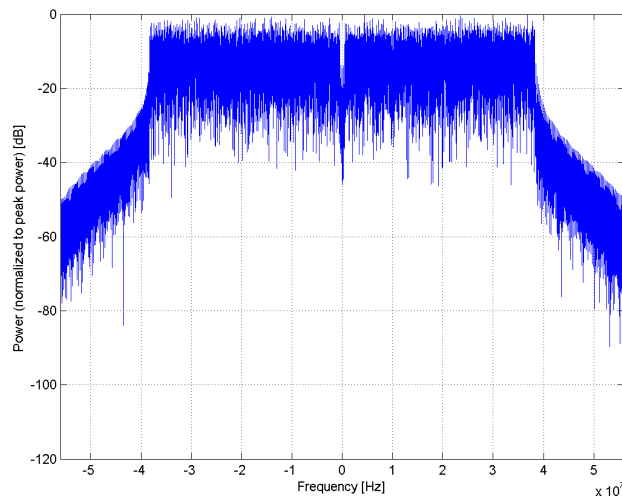
Bandwidth: 80.0 MHz
Integration Time: 0.3 ms

¹ PAR (0.1%) in accordance with FCC KDB 971168, Section 6.0 "Measurement of the Peak-to-Average Power Ratio (PAPR)"

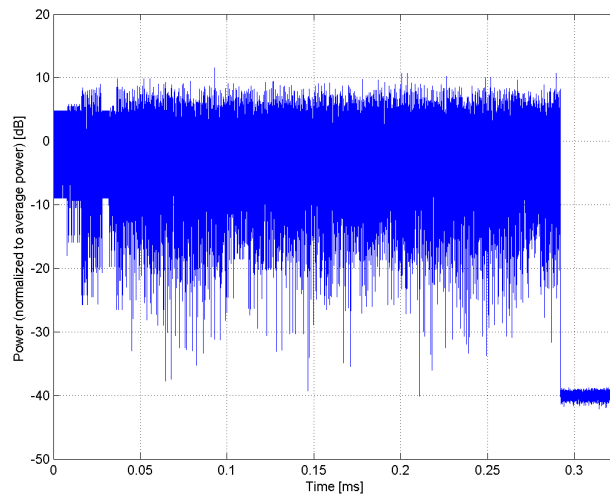
² Modulation Interference Factor (MIF) value valid only in conjunction with advanced probe response linearization calibration for the same communication system (same UID and version).



Complementary Cumulative Distribution Function (CCDF)



Frequency Domain



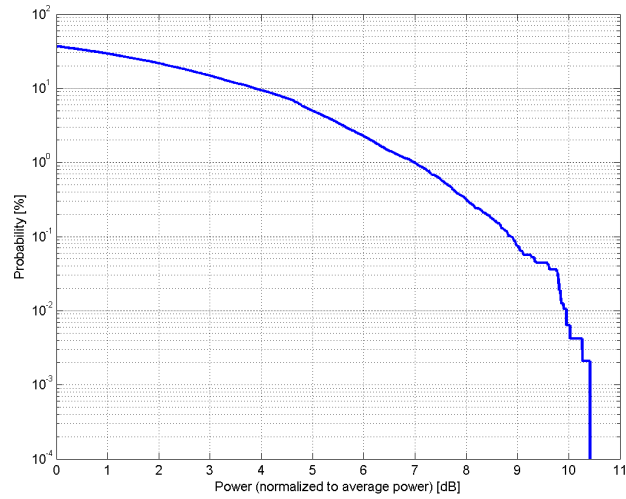
Time Domain

**Calibration Laboratory of
Schmid & Partner
Engineering AG**
Zeughausstrasse 43, 8004 Zurich, Switzerland

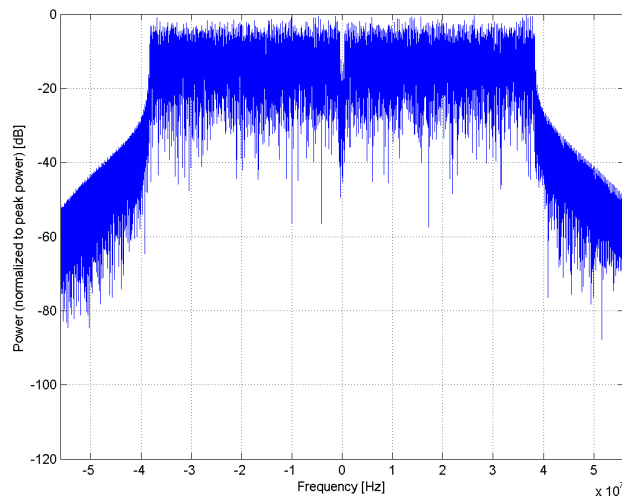
Name:	IEEE 802.11ac WiFi (80MHz, MCS7, 90pc duty cycle)
Group:	WLAN
UID:	10633-AAC
PAR: ¹	8.83 dB
MIF: ²	-9.97 dB
Standard Reference:	IEEE 802.11-2013 FCC OET KDB 248227 D01 802.11 Wi-Fi SAR v02r01
Category:	Random amplitude modulation
Modulation:	64-QAM
Frequency Band:	WLAN 2.4GHz (2412.0 - 2484.0 MHz) WLAN 5GHz (4915.0 - 5825.0 MHz) U-NII-1, U-NII-2A (5170 - 5330 MHz) U-NII-2C Standalone (5490 - 5710 MHz) U-NII-2C <5.65 GHz (5490 - 5650 MHz) U-NII-3 Standalone (5735 - 5835 MHz) U-NII-2C, U-NII-3 (5650 - 5835 MHz) U-NII-4 (5.825 - 5.925 MHz) Validation band (0.0 - 6000.0 MHz)
Detailed Specification:	Bandwidth: 80MHz Duty cycle: 90% MCS: 7 Number of spatial streams: 1 MPDU length: 8192
Bandwidth:	80.0 MHz
Integration Time:	0.3 ms

¹ PAR (0.1%) in accordance with FCC KDB 971168, Section 6.0 "Measurement of the Peak-to-Average Power Ratio (PAPR)"

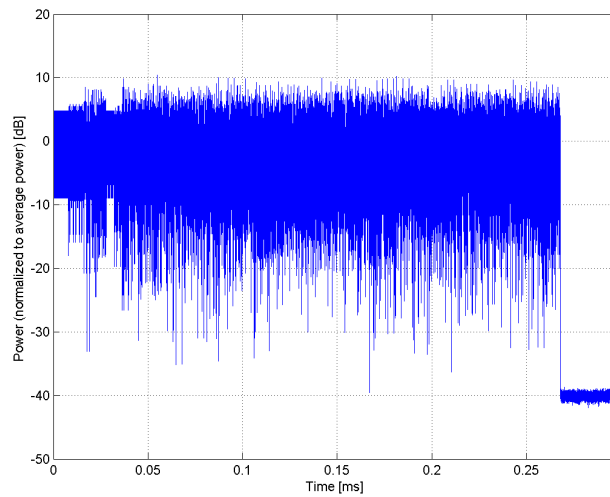
² Modulation Interference Factor (MIF) value valid only in conjunction with advanced probe response linearization calibration for the same communication system (same UID and version).



Complementary Cumulative Distribution Function (CCDF)



Frequency Domain



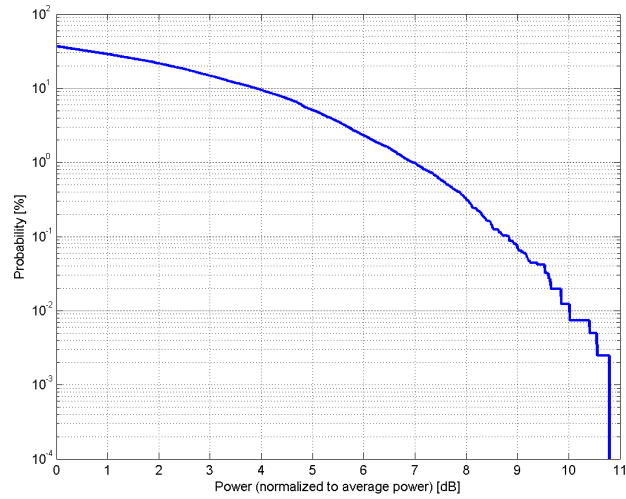
Time Domain

**Calibration Laboratory of
Schmid & Partner
Engineering AG**
Zeughausstrasse 43, 8004 Zurich, Switzerland

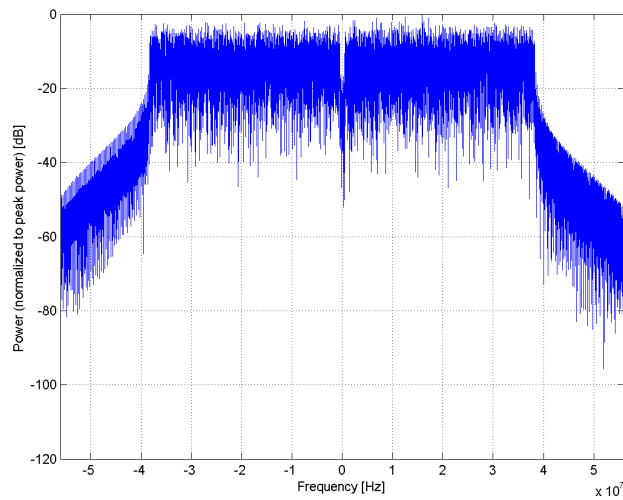
Name:	IEEE 802.11ac WiFi (80MHz, MCS8, 90pc duty cycle)
Group:	WLAN
UID:	10634-AAC
PAR: ¹	8.80 dB
MIF: ²	-10.92 dB
Standard Reference:	IEEE 802.11-2013 FCC OET KDB 248227 D01 802.11 Wi-Fi SAR v02r01
Category:	Random amplitude modulation
Modulation:	256-QAM
Frequency Band:	WLAN 2.4GHz (2412.0 - 2484.0 MHz) WLAN 5GHz (4915.0 - 5825.0 MHz) U-NII-1, U-NII-2A (5170 - 5330 MHz) U-NII-2C Standalone (5490 - 5710 MHz) U-NII-2C <5.65 GHz (5490 - 5650 MHz) U-NII-3 Standalone (5735 - 5835 MHz) U-NII-2C, U-NII-3 (5650 - 5835 MHz) U-NII-4 (5.825 - 5.925 MHz) Validation band (0.0 - 6000.0 MHz)
Detailed Specification:	Bandwidth: 80MHz Duty cycle: 90% MCS: 8 Number of spatial streams: 1 MPDU length: 8192
Bandwidth:	80.0 MHz
Integration Time:	0.3 ms

¹ PAR (0.1%) in accordance with FCC KDB 971168, Section 6.0 "Measurement of the Peak-to-Average Power Ratio (PAPR)"

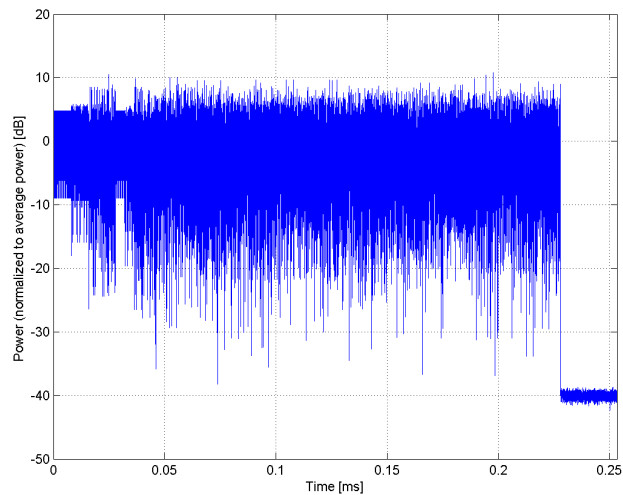
² Modulation Interference Factor (MIF) value valid only in conjunction with advanced probe response linearization calibration for the same communication system (same UID and version).



Complementary Cumulative Distribution Function (CCDF)



Frequency Domain



Time Domain

**Calibration Laboratory of
Schmid & Partner
Engineering AG**
Zeughausstrasse 43, 8004 Zurich, Switzerland

Name: **IEEE 802.11ac WiFi (80MHz, MCS9, 90pc duty cycle)**

Group: WLAN
UID: 10635-AAC

PAR: ¹ **8.81 dB**
MIF: ² **-11.43 dB**

Standard Reference: IEEE 802.11-2013
FCC OET KDB 248227 D01 802.11 Wi-Fi SAR v02r01

Category: Random amplitude modulation

Modulation: 256-QAM

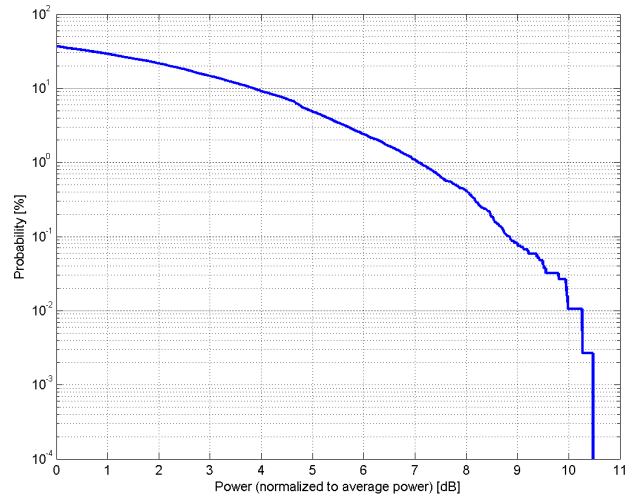
Frequency Band: WLAN 2.4GHz (2412.0 - 2484.0 MHz)
WLAN 5GHz (4915.0 - 5825.0 MHz)
U-NII-1, U-NII-2A (5170 - 5330 MHz)
U-NII-2C Standalone (5490 - 5710 MHz)
U-NII-2C <5.65 GHz (5490 - 5650 MHz)
U-NII-3 Standalone (5735 - 5835 MHz)
U-NII-2C, U-NII-3 (5650 - 5835 MHz)
U-NII-4 (5.825 - 5.925 MHz)
Validation band (0.0 - 6000.0 MHz)

Detailed Specification: Bandwidth: 80MHz
Duty cycle: 90%
MCS: 9
Number of spatial streams: 1
MPDU length: 8192

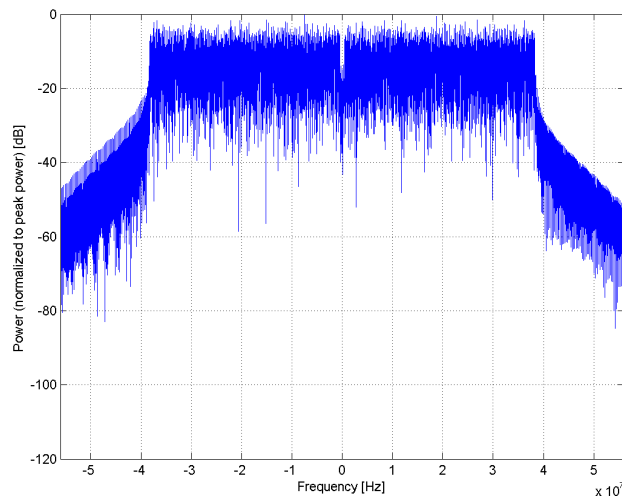
Bandwidth: 80.0 MHz
Integration Time: 0.2 ms

¹ PAR (0.1%) in accordance with FCC KDB 971168, Section 6.0 "Measurement of the Peak-to-Average Power Ratio (PAPR)"

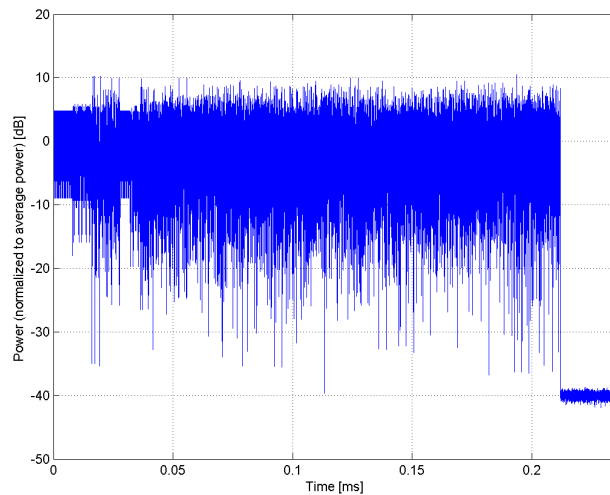
² Modulation Interference Factor (MIF) value valid only in conjunction with advanced probe response linearization calibration for the same communication system (same UID and version).



Complementary Cumulative Distribution Function (CCDF)



Frequency Domain



Time Domain

**Calibration Laboratory of
Schmid & Partner
Engineering AG**
Zeughausstrasse 43, 8004 Zurich, Switzerland

Name: **IEEE 802.11ac WiFi (160MHz, MCS0, 90pc duty cycle)**

Group: WLAN
UID: 10636-AAD

PAR: ¹ **8.83 dB**
MIF: ² **-5.56 dB**

Standard Reference: IEEE 802.11-2013
FCC OET KDB 248227 D01 802.11 Wi-Fi SAR v02r01

Category: Random amplitude modulation

Modulation: BPSK

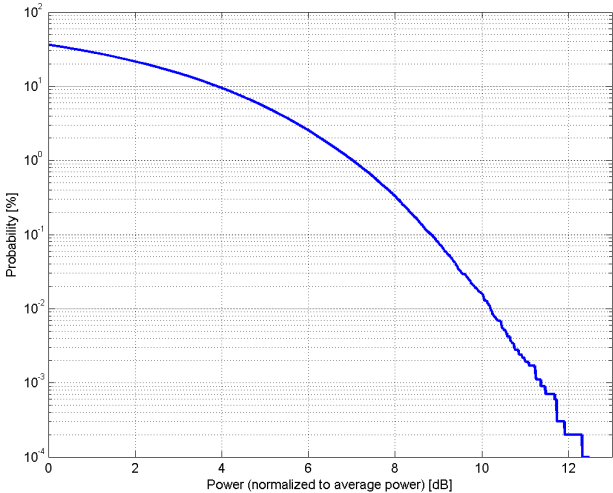
Frequency Band: WLAN 2.4GHz (2412.0 - 2484.0 MHz)
WLAN 5GHz (4915.0 - 5825.0 MHz)
U-NII-1, U-NII-2A (5170 - 5330 MHz)
U-NII-2C Standalone (5490 - 5710 MHz)
U-NII-2C <5.65 GHz (5490 - 5650 MHz)
U-NII-3 Standalone (5735 - 5835 MHz)
U-NII-2C, U-NII-3 (5650 - 5835 MHz)
U-NII-4 (5.825 - 5.925 MHz)
Validation band (0.0 - 6000.0 MHz)

Detailed Specification: Bandwidth: 160MHz
Duty cycle: 90%
MCS: 0
Number of spatial streams: 1
MPDU length: 32768

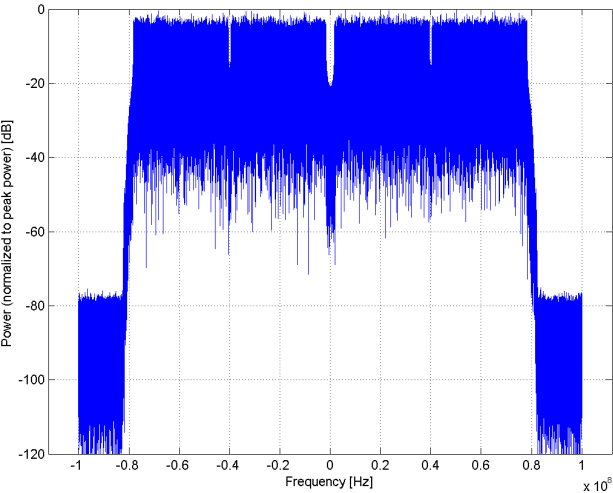
Bandwidth: 160.0 MHz
Integration Time: 5.0 ms

¹ PAR (0.1%) in accordance with FCC KDB 971168, Section 6.0 "Measurement of the Peak-to-Average Power Ratio (PAPR)"

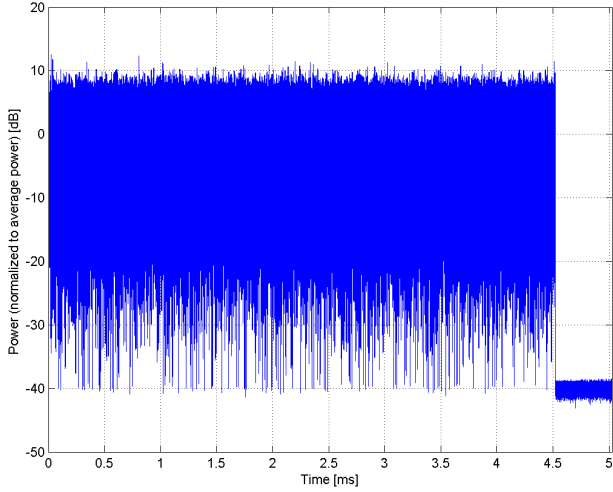
² Modulation Interference Factor (MIF) value valid only in conjunction with advanced probe response linearization calibration for the same communication system (same UID and version).



Complementary Cumulative Distribution Function (CCDF)



Frequency Domain



Time Domain

**Calibration Laboratory of
Schmid & Partner
Engineering AG**
Zeughausstrasse 43, 8004 Zurich, Switzerland

Name: **IEEE 802.11ac WiFi (160MHz, MCS1, 90pc duty cycle)**

Group: WLAN
UID: 10637-AAD

PAR:¹ **8.79 dB**
MIF:² **-5.61 dB**

Standard Reference: IEEE 802.11-2013
FCC OET KDB 248227 D01 802.11 Wi-Fi SAR v02r01

Category: Random amplitude modulation

Modulation: QPSK

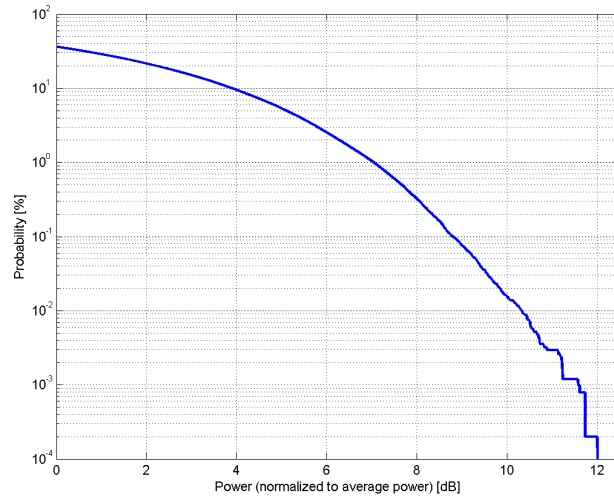
Frequency Band: WLAN 2.4GHz (2412.0 - 2484.0 MHz)
WLAN 5GHz (4915.0 - 5825.0 MHz)
U-NII-1, U-NII-2A (5170 - 5330 MHz)
U-NII-2C Standalone (5490 - 5710 MHz)
U-NII-2C <5.65 GHz (5490 - 5650 MHz)
U-NII-3 Standalone (5735 - 5835 MHz)
U-NII-2C, U-NII-3 (5650 - 5835 MHz)
U-NII-4 (5.825 - 5.925 MHz)
Validation band (0.0 - 6000.0 MHz)

Detailed Specification: Bandwidth: 160MHz
Duty cycle: 90%
MCS: 1
Number of spatial streams: 1
MPDU length: 32768

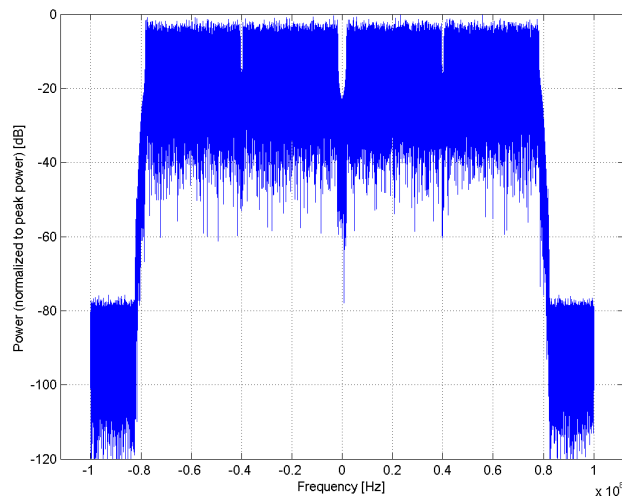
Bandwidth: 160.0 MHz
Integration Time: 2.5 ms

¹ PAR (0.1%) in accordance with FCC KDB 971168, Section 6.0 "Measurement of the Peak-to-Average Power Ratio (PAPR)"

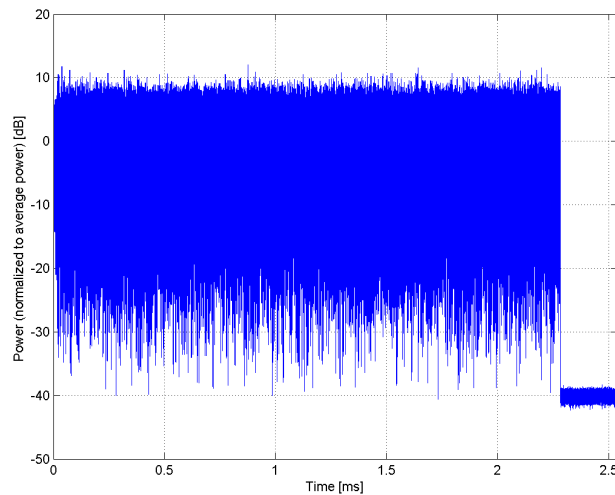
² Modulation Interference Factor (MIF) value valid only in conjunction with advanced probe response linearization calibration for the same communication system (same UID and version).



Complementary Cumulative Distribution Function (CCDF)



Frequency Domain



Time Domain

**Calibration Laboratory of
Schmid & Partner
Engineering AG**
Zeughausstrasse 43, 8004 Zurich, Switzerland

Name: **IEEE 802.11ac WiFi (160MHz, MCS2, 90pc duty cycle)**

Group: WLAN
UID: 10638-AAD

PAR: ¹ **8.86 dB**
MIF: ² **-5.84 dB**

Standard Reference: IEEE 802.11-2013
FCC OET KDB 248227 D01 802.11 Wi-Fi SAR v02r01

Category: Random amplitude modulation

Modulation: QPSK

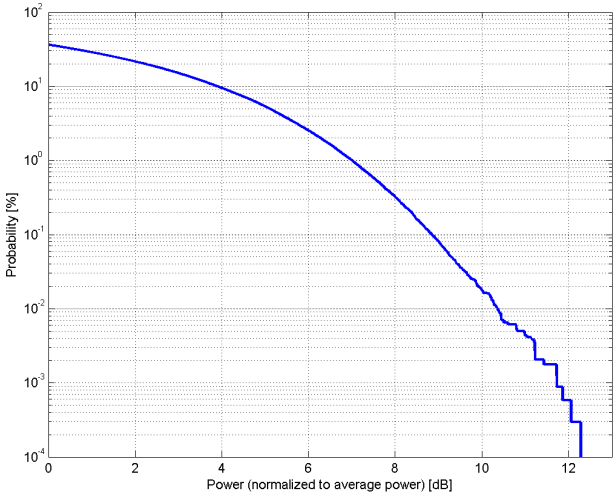
Frequency Band: WLAN 2.4GHz (2412.0 - 2484.0 MHz)
WLAN 5GHz (4915.0 - 5825.0 MHz)
U-NII-1, U-NII-2A (5170 - 5330 MHz)
U-NII-2C Standalone (5490 - 5710 MHz)
U-NII-2C <5.65 GHz (5490 - 5650 MHz)
U-NII-3 Standalone (5735 - 5835 MHz)
U-NII-2C, U-NII-3 (5650 - 5835 MHz)
U-NII-4 (5.825 - 5.925 MHz)
Validation band (0.0 - 6000.0 MHz)

Detailed Specification: Bandwidth: 160MHz
Duty cycle: 90%
MCS: 2
Number of spatial streams: 1
MPDU length: 32768

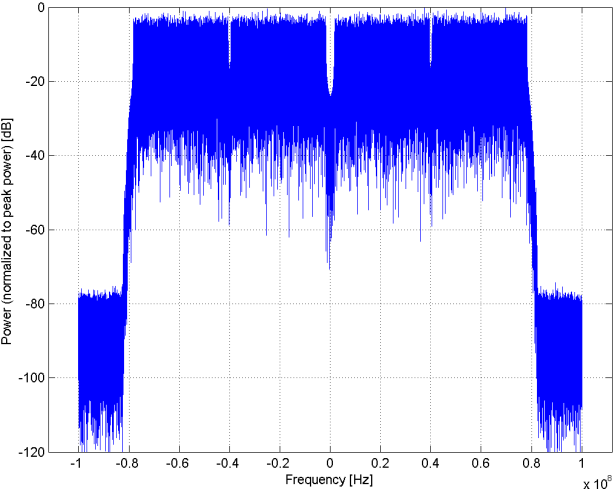
Bandwidth: 160.0 MHz
Integration Time: 1.7 ms

¹ PAR (0.1%) in accordance with FCC KDB 971168, Section 6.0 "Measurement of the Peak-to-Average Power Ratio (PAPR)"

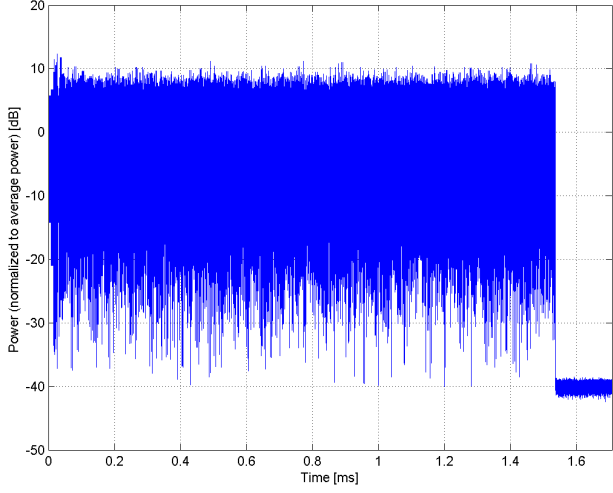
² Modulation Interference Factor (MIF) value valid only in conjunction with advanced probe response linearization calibration for the same communication system (same UID and version).



Complementary Cumulative Distribution Function (CCDF)



Frequency Domain



Time Domain

**Calibration Laboratory of
Schmid & Partner
Engineering AG**
Zeughausstrasse 43, 8004 Zurich, Switzerland

Name: **IEEE 802.11ac WiFi (160MHz, MCS3, 90pc duty cycle)**

Group: WLAN
UID: 10639-AAD

PAR: ¹ **8.85 dB**
MIF: ² **-6.13 dB**

Standard Reference: IEEE 802.11-2013
FCC OET KDB 248227 D01 802.11 Wi-Fi SAR v02r01

Category: Random amplitude modulation

Modulation: 16-QAM

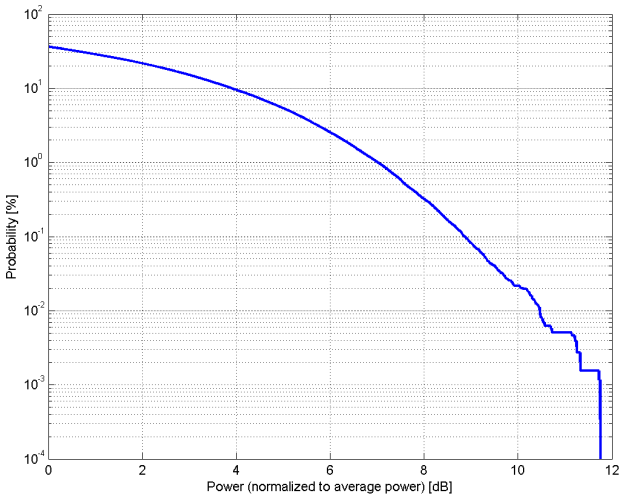
Frequency Band: WLAN 2.4GHz (2412.0 - 2484.0 MHz)
WLAN 5GHz (4915.0 - 5825.0 MHz)
U-NII-1, U-NII-2A (5170 - 5330 MHz)
U-NII-2C Standalone (5490 - 5710 MHz)
U-NII-2C <5.65 GHz (5490 - 5650 MHz)
U-NII-3 Standalone (5735 - 5835 MHz)
U-NII-2C, U-NII-3 (5650 - 5835 MHz)
U-NII-4 (5.825 - 5.925 MHz)
Validation band (0.0 - 6000.0 MHz)

Detailed Specification: Bandwidth: 160MHz
Duty cycle: 90%
MCS: 3
Number of spatial streams: 1
MPDU length: 32768

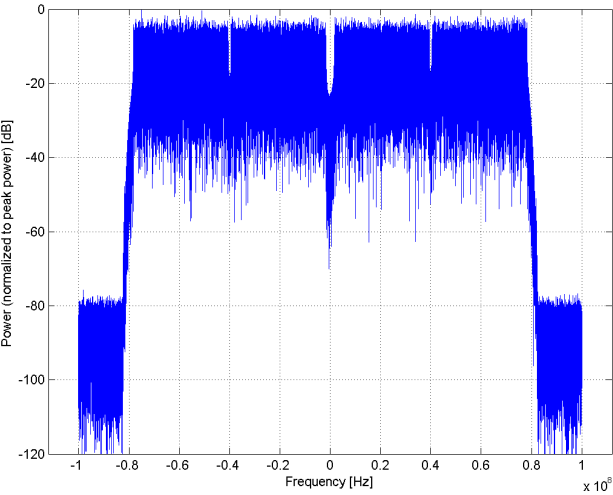
Bandwidth: 160.0 MHz
Integration Time: 1.3 ms

¹ PAR (0.1%) in accordance with FCC KDB 971168, Section 6.0 "Measurement of the Peak-to-Average Power Ratio (PAPR)"

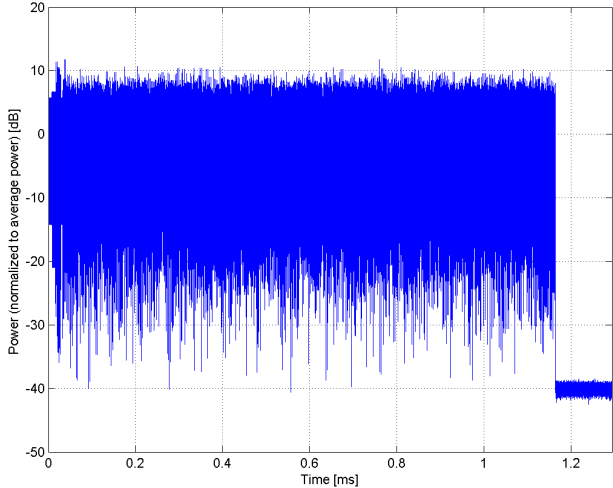
² Modulation Interference Factor (MIF) value valid only in conjunction with advanced probe response linearization calibration for the same communication system (same UID and version).



Complementary Cumulative Distribution Function (CCDF)



Frequency Domain



Time Domain

**Calibration Laboratory of
Schmid & Partner
Engineering AG**
Zeughausstrasse 43, 8004 Zurich, Switzerland

Name: **IEEE 802.11ac WiFi (160MHz, MCS4, 90pc duty cycle)**

Group: WLAN
UID: 10640-AAD

PAR: ¹ **8.98 dB**
MIF: ² **-6.67 dB**

Standard Reference: IEEE 802.11-2013
FCC OET KDB 248227 D01 802.11 Wi-Fi SAR v02r01

Category: Random amplitude modulation

Modulation: 16-QAM

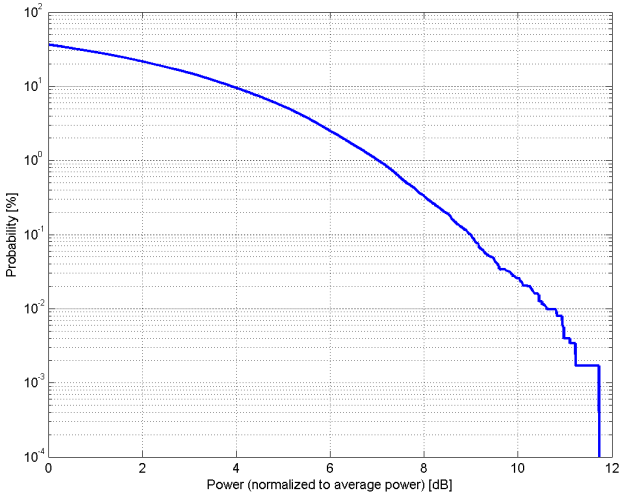
Frequency Band: WLAN 2.4GHz (2412.0 - 2484.0 MHz)
WLAN 5GHz (4915.0 - 5825.0 MHz)
U-NII-1, U-NII-2A (5170 - 5330 MHz)
U-NII-2C Standalone (5490 - 5710 MHz)
U-NII-2C <5.65 GHz (5490 - 5650 MHz)
U-NII-3 Standalone (5735 - 5835 MHz)
U-NII-2C, U-NII-3 (5650 - 5835 MHz)
U-NII-4 (5.825 - 5.925 MHz)
Validation band (0.0 - 6000.0 MHz)

Detailed Specification: Bandwidth: 160MHz
Duty cycle: 90%
MCS: 4
Number of spatial streams: 1
MPDU length: 32768

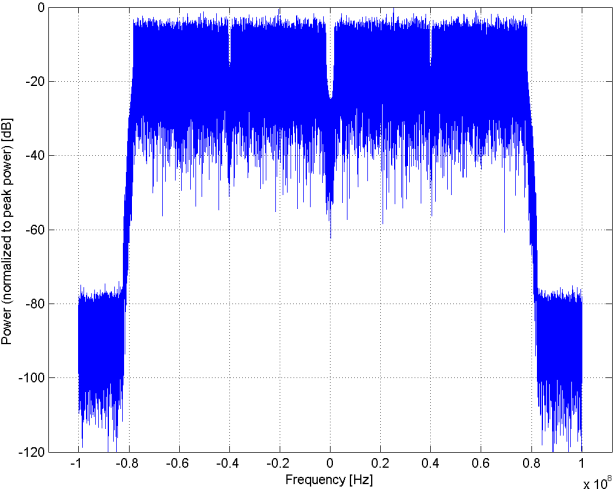
Bandwidth: 160.0 MHz
Integration Time: 0.9 ms

¹ PAR (0.1%) in accordance with FCC KDB 971168, Section 6.0 "Measurement of the Peak-to-Average Power Ratio (PAPR)"

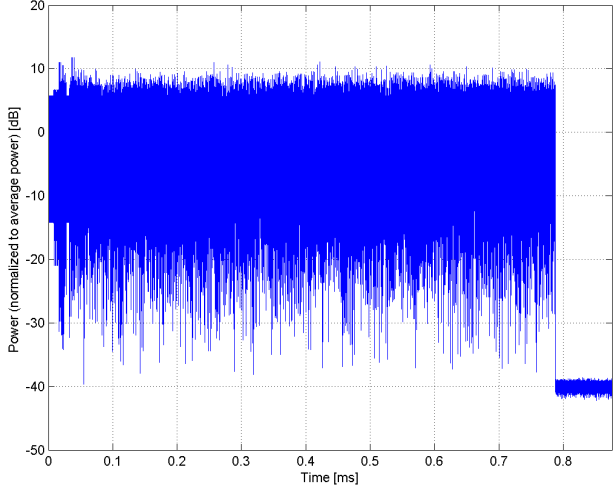
² Modulation Interference Factor (MIF) value valid only in conjunction with advanced probe response linearization calibration for the same communication system (same UID and version).



Complementary Cumulative Distribution Function (CCDF)



Frequency Domain



Time Domain

**Calibration Laboratory of
Schmid & Partner
Engineering AG**
Zeughausstrasse 43, 8004 Zurich, Switzerland

Name: **IEEE 802.11ac WiFi (160MHz, MCS5, 90pc duty cycle)**

Group: WLAN
UID: 10641-AAD

PAR: ¹ **9.06 dB**
MIF: ² **-7.18 dB**

Standard Reference: IEEE 802.11-2013
FCC OET KDB 248227 D01 802.11 Wi-Fi SAR v02r01

Category: Random amplitude modulation

Modulation: 64-QAM

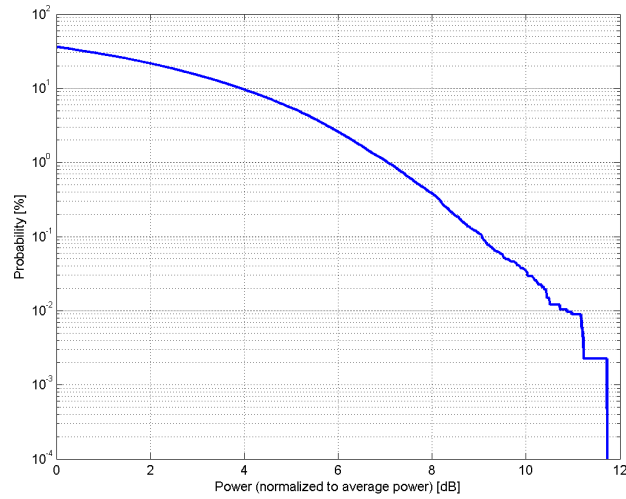
Frequency Band: WLAN 2.4GHz (2412.0 - 2484.0 MHz)
WLAN 5GHz (4915.0 - 5825.0 MHz)
U-NII-1, U-NII-2A (5170 - 5330 MHz)
U-NII-2C Standalone (5490 - 5710 MHz)
U-NII-2C <5.65 GHz (5490 - 5650 MHz)
U-NII-3 Standalone (5735 - 5835 MHz)
U-NII-2C, U-NII-3 (5650 - 5835 MHz)
U-NII-4 (5.825 - 5.925 MHz)
Validation band (0.0 - 6000.0 MHz)

Detailed Specification: Bandwidth: 160MHz
Duty cycle: 90%
MCS: 5
Number of spatial streams: 1
MPDU length: 32768

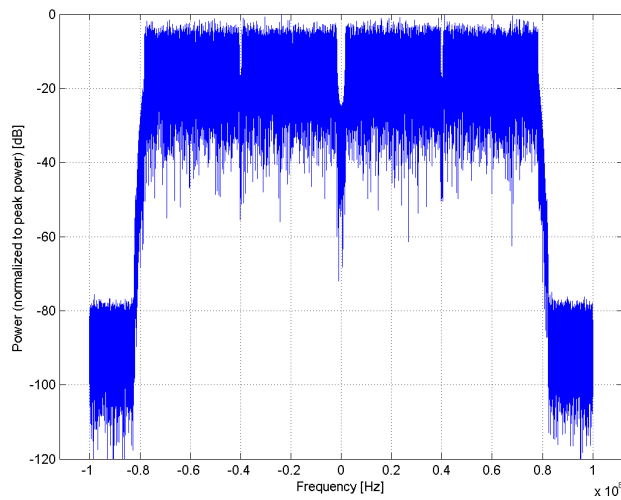
Bandwidth: 160.0 MHz
Integration Time: 0.7 ms

¹ PAR (0.1%) in accordance with FCC KDB 971168, Section 6.0 "Measurement of the Peak-to-Average Power Ratio (PAPR)"

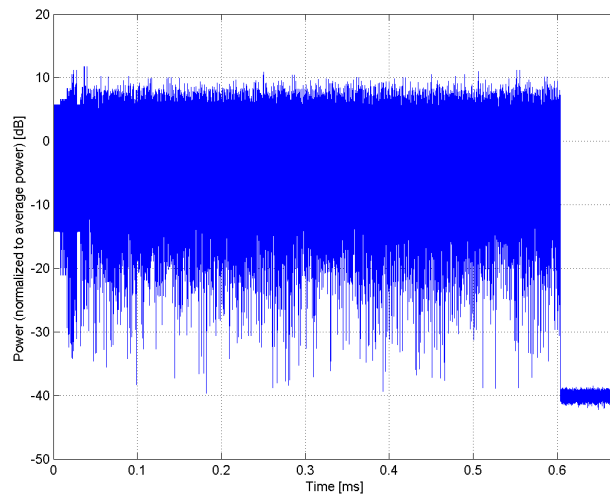
² Modulation Interference Factor (MIF) value valid only in conjunction with advanced probe response linearization calibration for the same communication system (same UID and version).



Complementary Cumulative Distribution Function (CCDF)



Frequency Domain



Time Domain

**Calibration Laboratory of
Schmid & Partner
Engineering AG**
Zeughausstrasse 43, 8004 Zurich, Switzerland

Name: **IEEE 802.11ac WiFi (160MHz, MCS6, 90pc duty cycle)**

Group: WLAN
UID: 10642-AAD

PAR: ¹ **9.06 dB**
MIF: ² **-7.38 dB**

Standard Reference: IEEE 802.11-2013
FCC OET KDB 248227 D01 802.11 Wi-Fi SAR v02r01

Category: Random amplitude modulation

Modulation: 64-QAM

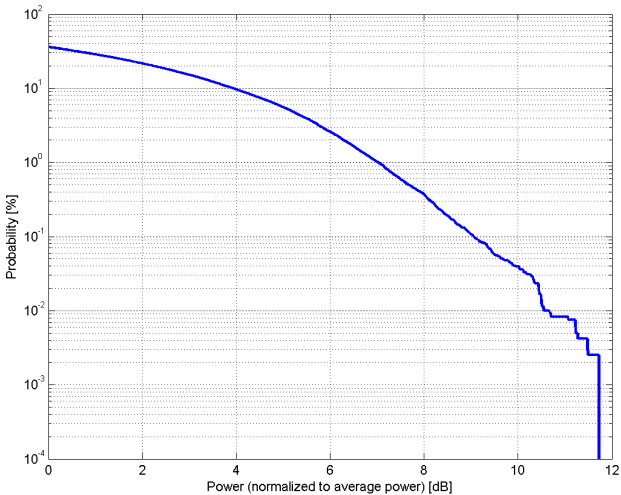
Frequency Band: WLAN 2.4GHz (2412.0 - 2484.0 MHz)
WLAN 5GHz (4915.0 - 5825.0 MHz)
U-NII-1, U-NII-2A (5170 - 5330 MHz)
U-NII-2C Standalone (5490 - 5710 MHz)
U-NII-2C <5.65 GHz (5490 - 5650 MHz)
U-NII-3 Standalone (5735 - 5835 MHz)
U-NII-2C, U-NII-3 (5650 - 5835 MHz)
U-NII-4 (5.825 - 5.925 MHz)
Validation band (0.0 - 6000.0 MHz)

Detailed Specification: Bandwidth: 160MHz
Duty cycle: 90%
MCS: 6
Number of spatial streams: 1
MPDU length: 32768

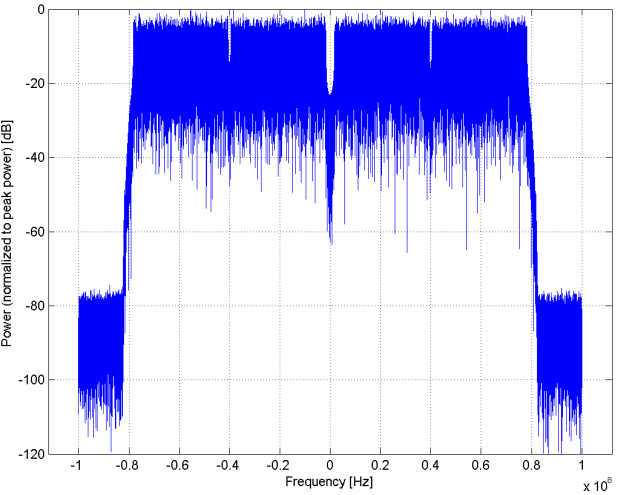
Bandwidth: 160.0 MHz
Integration Time: 0.6 ms

¹ PAR (0.1%) in accordance with FCC KDB 971168, Section 6.0 "Measurement of the Peak-to-Average Power Ratio (PAPR)"

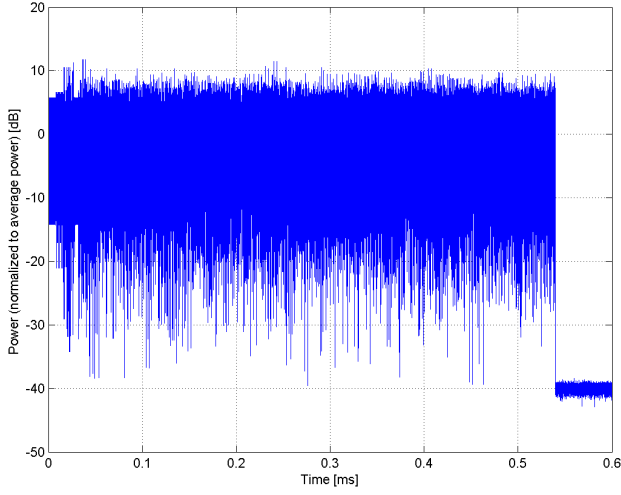
² Modulation Interference Factor (MIF) value valid only in conjunction with advanced probe response linearization calibration for the same communication system (same UID and version).



Complementary Cumulative Distribution Function (CCDF)



Frequency Domain



Time Domain

**Calibration Laboratory of
Schmid & Partner
Engineering AG**
Zeughausstrasse 43, 8004 Zurich, Switzerland

Name: **IEEE 802.11ac WiFi (160MHz, MCS7, 90pc duty cycle)**

Group: WLAN
UID: 10643-AAD

PAR: ¹ **8.89 dB**
MIF: ² **-7.65 dB**

Standard Reference: IEEE 802.11-2013
FCC OET KDB 248227 D01 802.11 Wi-Fi SAR v02r01

Category: Random amplitude modulation

Modulation: 64-QAM

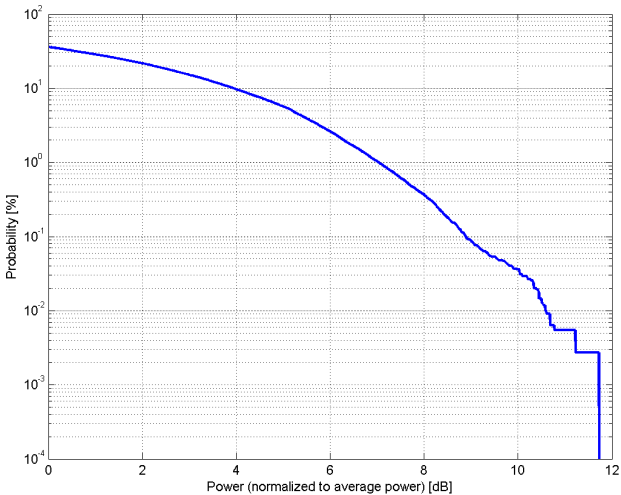
Frequency Band: WLAN 2.4GHz (2412.0 - 2484.0 MHz)
WLAN 5GHz (4915.0 - 5825.0 MHz)
U-NII-1, U-NII-2A (5170 - 5330 MHz)
U-NII-2C Standalone (5490 - 5710 MHz)
U-NII-2C <5.65 GHz (5490 - 5650 MHz)
U-NII-3 Standalone (5735 - 5835 MHz)
U-NII-2C, U-NII-3 (5650 - 5835 MHz)
U-NII-4 (5.825 - 5.925 MHz)
Validation band (0.0 - 6000.0 MHz)

Detailed Specification: Bandwidth: 160MHz
Duty cycle: 90%
MCS: 7
Number of spatial streams: 1
MPDU length: 32768

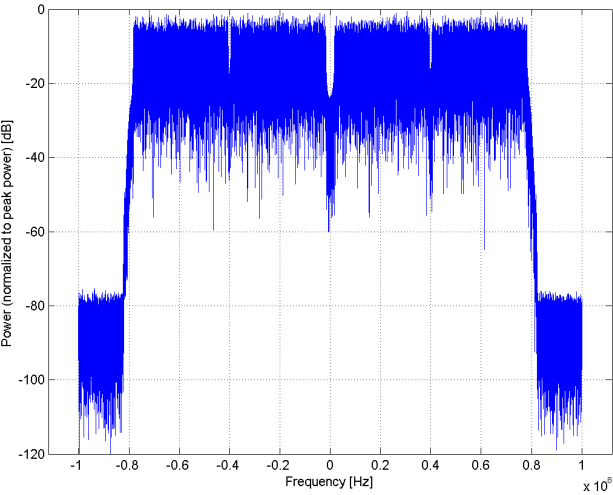
Bandwidth: 160.0 MHz
Integration Time: 0.5 ms

¹ PAR (0.1%) in accordance with FCC KDB 971168, Section 6.0 "Measurement of the Peak-to-Average Power Ratio (PAPR)"

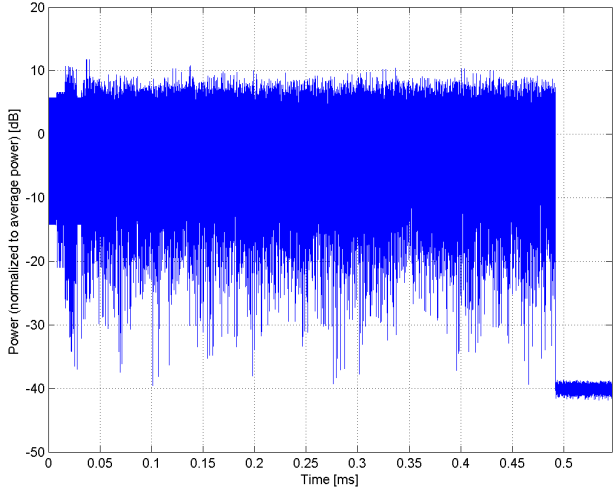
² Modulation Interference Factor (MIF) value valid only in conjunction with advanced probe response linearization calibration for the same communication system (same UID and version).



Complementary Cumulative Distribution Function (CCDF)



Frequency Domain



Time Domain

**Calibration Laboratory of
Schmid & Partner
Engineering AG**
Zeughausstrasse 43, 8004 Zurich, Switzerland

Name: **IEEE 802.11ac WiFi (160MHz, MCS8, 90pc duty cycle)**

Group: WLAN
UID: 10644-AAD

PAR: ¹ **9.05 dB**
MIF: ² **-7.99 dB**

Standard Reference: IEEE 802.11-2013
FCC OET KDB 248227 D01 802.11 Wi-Fi SAR v02r01

Category: Random amplitude modulation

Modulation: 256-QAM

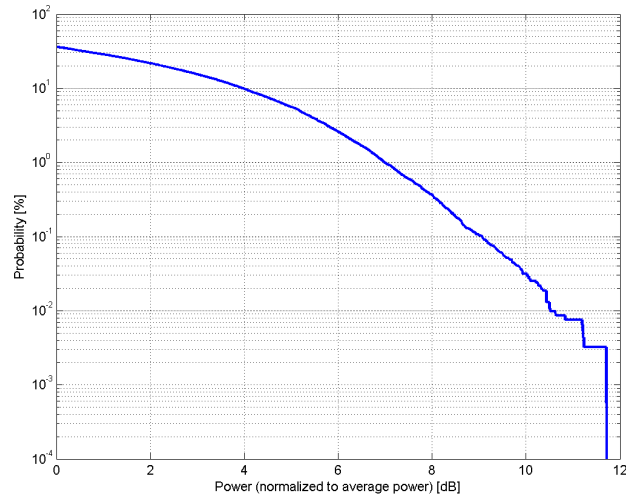
Frequency Band: WLAN 2.4GHz (2412.0 - 2484.0 MHz)
WLAN 5GHz (4915.0 - 5825.0 MHz)
U-NII-1, U-NII-2A (5170 - 5330 MHz)
U-NII-2C Standalone (5490 - 5710 MHz)
U-NII-2C <5.65 GHz (5490 - 5650 MHz)
U-NII-3 Standalone (5735 - 5835 MHz)
U-NII-2C, U-NII-3 (5650 - 5835 MHz)
U-NII-4 (5.825 - 5.925 MHz)
Validation band (0.0 - 6000.0 MHz)

Detailed Specification: Bandwidth: 160MHz
Duty cycle: 90%
MCS: 8
Number of spatial streams: 1
MPDU length: 32768

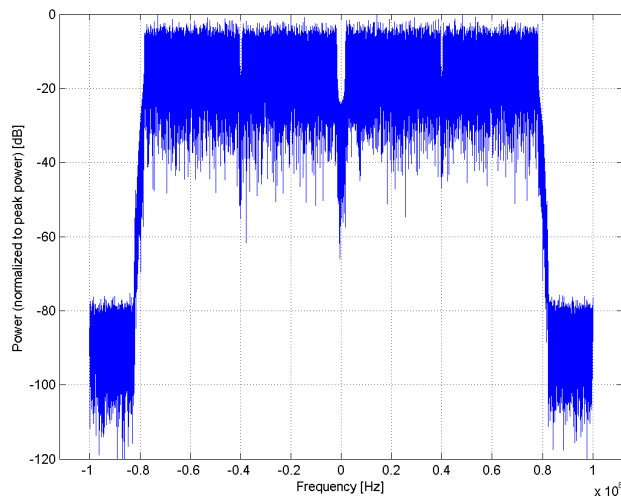
Bandwidth: 160.0 MHz
Integration Time: 0.5 ms

¹ PAR (0.1%) in accordance with FCC KDB 971168, Section 6.0 "Measurement of the Peak-to-Average Power Ratio (PAPR)"

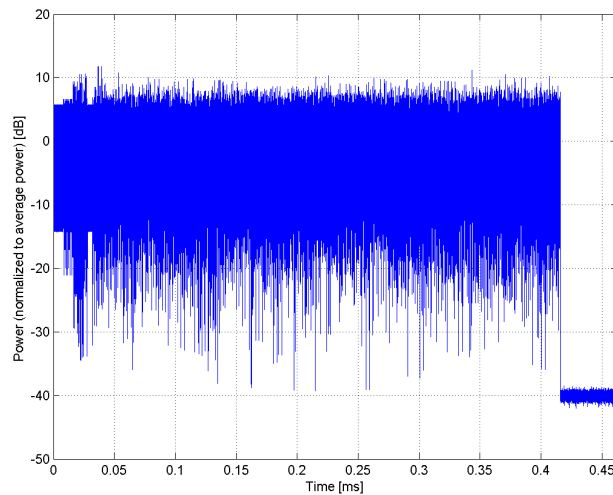
² Modulation Interference Factor (MIF) value valid only in conjunction with advanced probe response linearization calibration for the same communication system (same UID and version).



Complementary Cumulative Distribution Function (CCDF)



Frequency Domain



Time Domain

**Calibration Laboratory of
Schmid & Partner
Engineering AG**
Zeughausstrasse 43, 8004 Zurich, Switzerland

Name: **IEEE 802.11ac WiFi (160MHz, MCS9, 90pc duty cycle)**

Group: WLAN
UID: 10645-AAD

PAR: ¹ **9.11 dB**
MIF: ² **-8.26 dB**

Standard Reference: IEEE 802.11-2013
FCC OET KDB 248227 D01 802.11 Wi-Fi SAR v02r01

Category: Random amplitude modulation

Modulation: 256-QAM

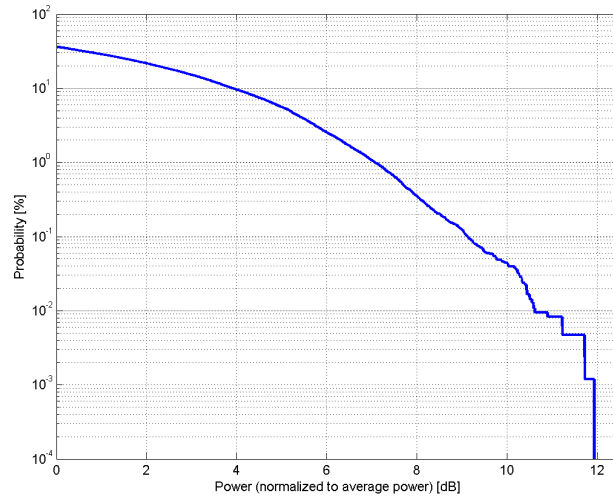
Frequency Band: WLAN 2.4GHz (2412.0 - 2484.0 MHz)
WLAN 5GHz (4915.0 - 5825.0 MHz)
U-NII-1, U-NII-2A (5170 - 5330 MHz)
U-NII-2C Standalone (5490 - 5710 MHz)
U-NII-2C <5.65 GHz (5490 - 5650 MHz)
U-NII-3 Standalone (5735 - 5835 MHz)
U-NII-2C, U-NII-3 (5650 - 5835 MHz)
U-NII-4 (5.825 - 5.925 MHz)
Validation band (0.0 - 6000.0 MHz)

Detailed Specification: Bandwidth: 160MHz
Duty cycle: 90%
MCS: 9
Number of spatial streams: 1
MPDU length: 32768

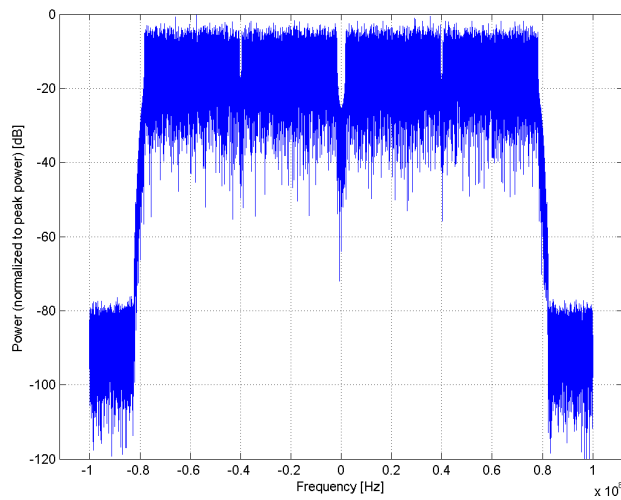
Bandwidth: 160.0 MHz
Integration Time: 0.4 ms

¹ PAR (0.1%) in accordance with FCC KDB 971168, Section 6.0 "Measurement of the Peak-to-Average Power Ratio (PAPR)"

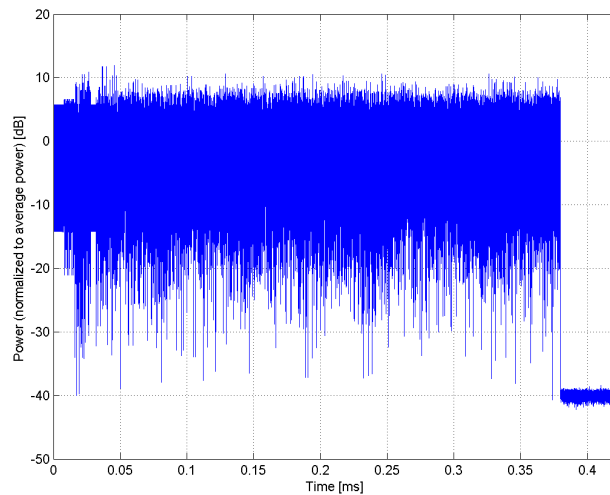
² Modulation Interference Factor (MIF) value valid only in conjunction with advanced probe response linearization calibration for the same communication system (same UID and version).



Complementary Cumulative Distribution Function (CCDF)



Frequency Domain



Time Domain

**Calibration Laboratory of
Schmid & Partner
Engineering AG**
Zeughausstrasse 43, 8004 Zurich, Switzerland

Name: **LTE-TDD (SC-FDMA, 1 RB, 5 MHz, QPSK, UL Subframe=2,7)**

Group: LTE-TDD
UID: 10646-AAH

PAR: ¹ **11.96 dB**
MIF: ² **1.50 dB**

Standard Reference: 3GPP / ETSI TS 136.101 V8.4.0
3GPP / ETSI TS 136.213 V8.4.0
FCC OET KDB 941225 D05 SAR for LTE Devices v01

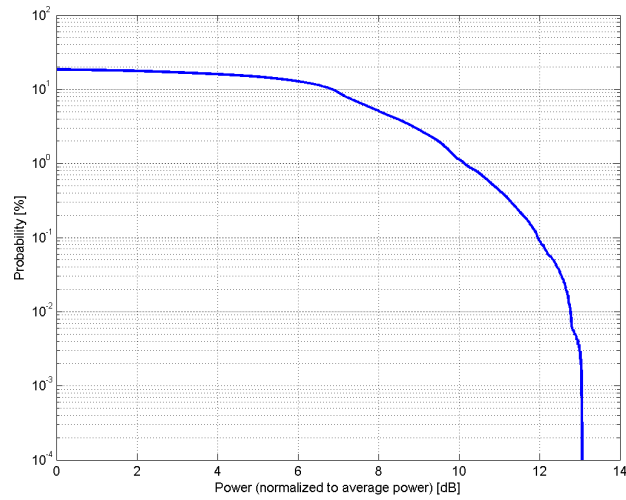
Category: Random amplitude modulation
Modulation: QPSK
Frequency Band: Band 33 (1900.0 - 1920.0 MHz)
Band 34 (2010.0 - 2025.0 MHz)
Band 35 (1850.0 - 1910.0 MHz)
Band 36 (1930.0 - 1990.0 MHz)
Band 37 (1910.0 - 1930.0 MHz)
Band 38 (2570.0 - 2620.0 MHz)
Band 39 (1880.0 - 1920.0 MHz)
Band 40 (2300.0 - 2400.0 MHz)
Band 41 (2496.0 - 2690.0 MHz)
Band 42 (3400.0 - 3600.0 MHz)
Band 43 (3600.0 - 3800.0 MHz)
Band 44 (703.0 - 803.0 MHz)
Band 45 (1447.0 - 1467.0 MHz)
Band 48 (3550.0 - 3700.0 MHz)
Band 50 (1432.0 - 1517.0 MHz)
Band 51 (1427.0 - 1432.0 MHz)
Band 52 (3300.0 - 3400.0 MHz)
Band 53 (2483.5 - 2495.0 MHz)
Validation band (0.0 - 6000.0 MHz)

Detailed Specification: Modulation Scheme: SC-FDMA
Uplink-downlink configuration: 2
Special Subframe configuration: 4
Number of Frames: 2
Settings for UL Subframe: 2,7
Number of PUSCHs: 1
Modulation Scheme: QPSK
Allocated RB: 1
Start Number of RB: 12
Data Type: PN9fix

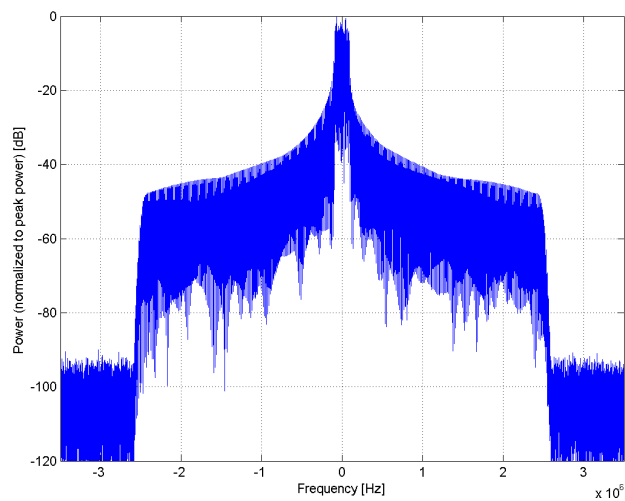
Bandwidth: 5.0 MHz
Integration Time: 20.0 ms

¹ PAR (0.1%) in accordance with FCC KDB 971168, Section 6.0 "Measurement of the Peak-to-Average Power Ratio (PAPR)"

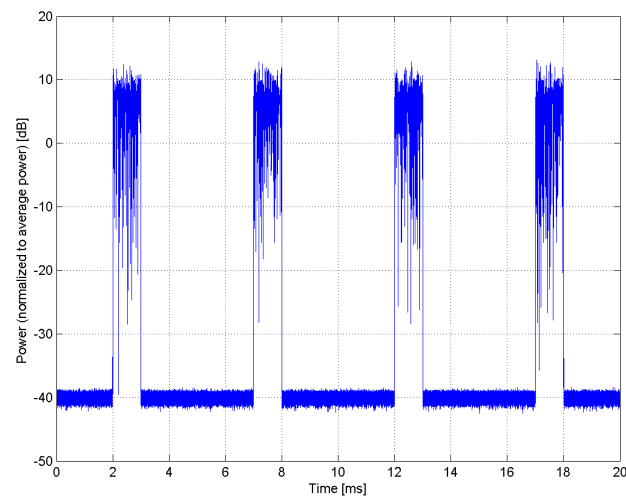
² Modulation Interference Factor (MIF) value valid only in conjunction with advanced probe response linearization calibration for the same communication system (same UID and version).



Complementary Cumulative Distribution Function (CCDF)



Frequency Domain



Time Domain

**Calibration Laboratory of
Schmid & Partner
Engineering AG**
Zeughausstrasse 43, 8004 Zurich, Switzerland

Name: **LTE-TDD (SC-FDMA, 1 RB, 20 MHz, QPSK, UL Subframe=2,7)**

Group: LTE-TDD
UID: 10647-AAG

PAR: ¹ **11.96 dB**
MIF: ² **1.50 dB**

Standard Reference: 3GPP / ETSI TS 136.101 V8.4.0
3GPP / ETSI TS 136.213 V8.4.0
FCC OET KDB 941225 D05 SAR for LTE Devices v01

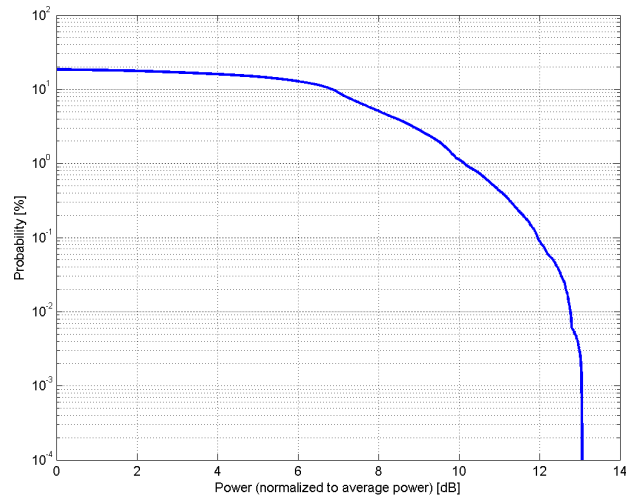
Category: Random amplitude modulation
Modulation: QPSK
Frequency Band: Band 33 (1900.0 - 1920.0 MHz)
Band 35 (1850.0 - 1910.0 MHz)
Band 36 (1930.0 - 1990.0 MHz)
Band 37 (1910.0 - 1930.0 MHz)
Band 38 (2570.0 - 2620.0 MHz)
Band 39 (1880.0 - 1920.0 MHz)
Band 40 (2300.0 - 2400.0 MHz)
Band 41 (2496.0 - 2690.0 MHz)
Band 42 (3400.0 - 3600.0 MHz)
Band 43 (3600.0 - 3800.0 MHz)
Band 44 (703.0 - 803.0 MHz)
Band 45 (1447.0 - 1467.0 MHz)
Band 46 (5150.0 - 5925.0 MHz)
Band 47 (5855.0 - 5925.0 MHz)
Band 48 (3550.0 - 3700.0 MHz)
Band 49 (3550.0 - 3700.0 MHz)
Band 50 (1432.0 - 1517.0 MHz)
Band 52 (3300.0 - 3400.0 MHz)
Validation band (0.0 - 6000.0 MHz)

Detailed Specification: Modulation Scheme: SC-FDMA
Uplink-downlink configuration: 2
Special Subframe configuration: 7
Number of Frames: 2
Settings for UL Subframe: 2,7
Number of PUSCHs: 1
Modulation Scheme: QPSK
Allocated RB: 1
Start Number of RB: 50
Data Type: PN9fix

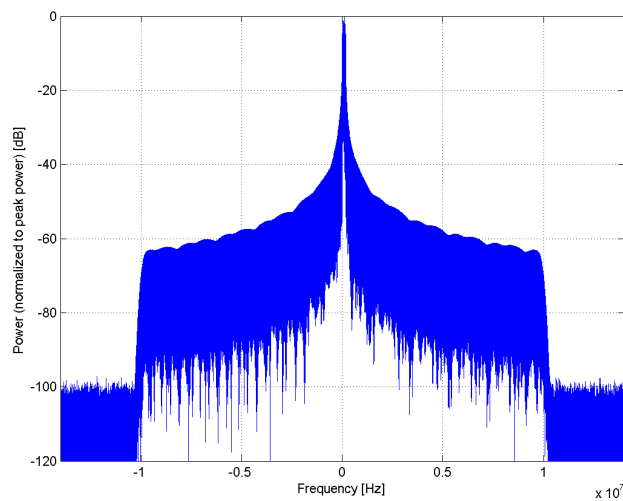
Bandwidth: 20.0 MHz
Integration Time: 20.0 ms

¹ PAR (0.1%) in accordance with FCC KDB 971168, Section 6.0 "Measurement of the Peak-to-Average Power Ratio (PAPR)"

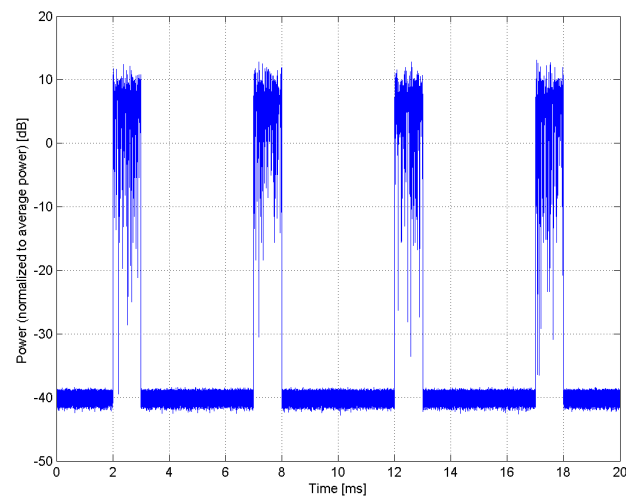
² Modulation Interference Factor (MIF) value valid only in conjunction with advanced probe response linearization calibration for the same communication system (same UID and version).



Complementary Cumulative Distribution Function (CCDF)



Frequency Domain



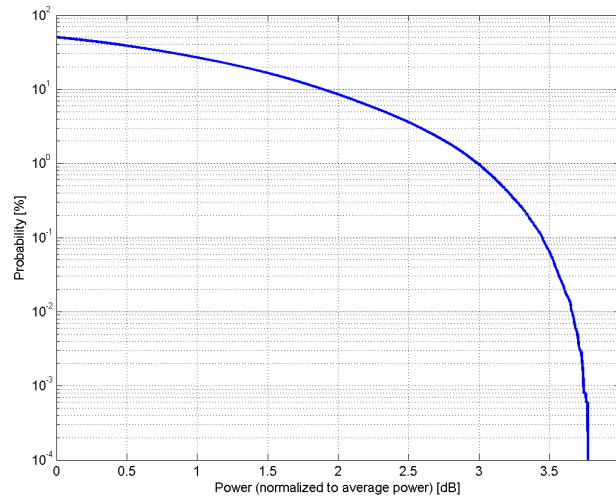
Time Domain

**Calibration Laboratory of
Schmid & Partner
Engineering AG**
Zeughausstrasse 43, 8004 Zurich, Switzerland

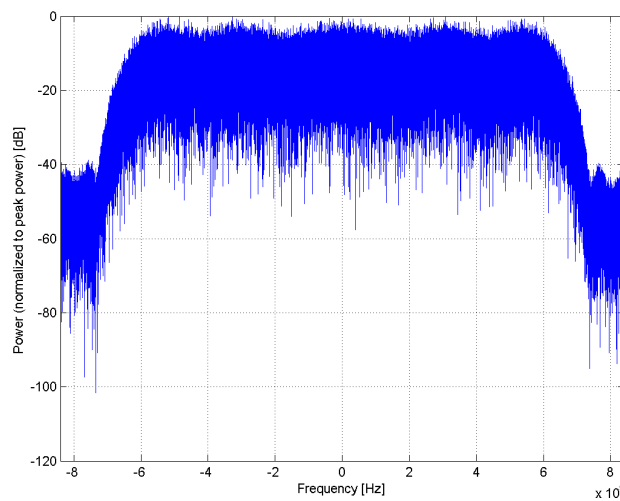
Name:	CDMA2000 (1x Advanced)
Group:	CDMA2000
UID:	10648-AAA
PAR: ¹	3.45 dB
MIF: ²	-19.86 dB
Standard Reference:	FCC OET KDB 941225 D01 3G SAR Procedures v03r01
Category:	Random amplitude modulation
Modulation:	-
Frequency Band:	Band Class 0 (815.0-849.0 MHz, 20220) Band Class 1 (1850.0-1910.0 MHz, 20040) Band Class 2 (872.0-915.0 MHz, 20041) Band Class 3 (887.0-925.0 MHz, 20042) Band Class 4 (1750.0-1780.0 MHz, 20043) Band Class 5 (411.7-483.5 MHz, 20044) Band Class 6 (1920.0-1980.0 MHz, 20045) Band Class 7 (776.0-794.0 MHz, 20046) Band Class 8 (1710.0-1785.0 MHz, 20047) Band Class 9 (880.0-915.0 MHz, 20048) Band Class 10 (806.0-901.0 MHz, 20049) Band Class 11 (410.0-462.5 MHz, 20050) Band Class 12 (870.0-876.0 MHz, 20051) Band Class 13 (2500.0-2570.0 MHz, 20179) Band Class 14 (1850.0-1915.0 MHz, 20180) Band Class 15 (1710.0-1755.0 MHz, 20181) Band Class 16 (2502.0-2568.0 MHz, 20182) Band Class 18 (787.0-799.0 MHz, 20184) Band Class 19 (698.0-716.0 MHz, 20185) Band Class 20 (1626.5-1660.5 MHz, 20186) Band Class 21 (2000.0-2020.0 MHz, 20187)
Detailed Specification:	Service Option 75 (SO75) Uplink RC8 Downlink RC11
Bandwidth:	1.2 MHz
Integration Time:	100.0 ms

¹ PAR (0.1%) in accordance with FCC KDB 971168, Section 6.0 "Measurement of the Peak-to-Average Power Ratio (PAPR)"

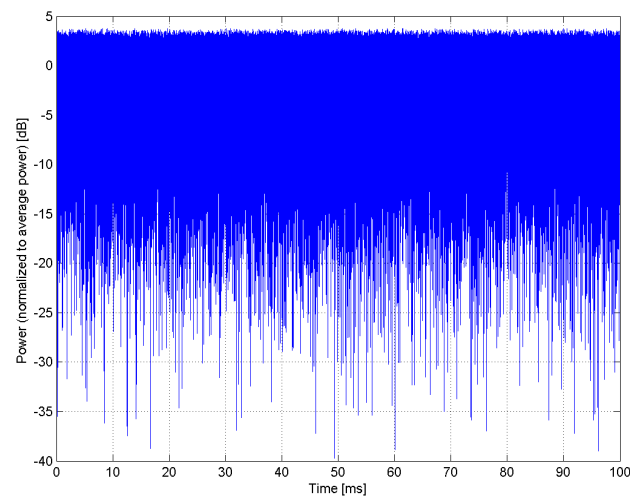
² Modulation Interference Factor (MIF) value valid only in conjunction with advanced probe response linearization calibration for the same communication system (same UID and version).



Complementary Cumulative Distribution Function (CCDF)



Frequency Domain



Time Domain

**Calibration Laboratory of
Schmid & Partner
Engineering AG**
Zeughausstrasse 43, 8004 Zurich, Switzerland

Name: **LTE-TDD (OFDMA, 5 MHz, E-TM 3.1, Clipping 44%)**

Group: LTE-TDD
UID: 10652-AAF

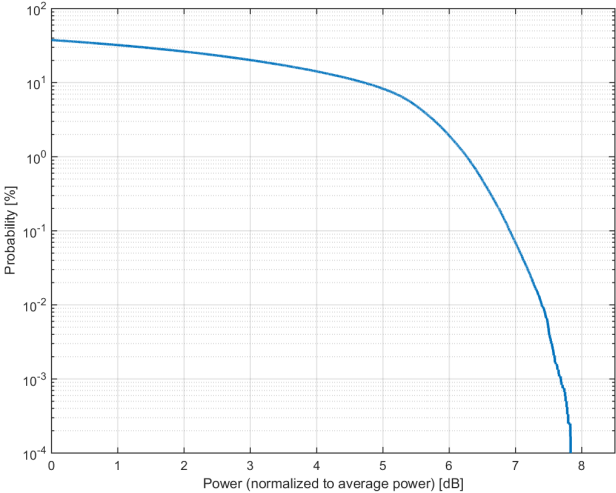
PAR: ¹ **6.91 dB**
MIF: ² **-5.16 dB**

Standard Reference: TS 36.141 V11.4
Category: Random amplitude modulation
Modulation: 64-QAM
Frequency Band: Band 33 (1900.0 - 1920.0 MHz)
Band 34 (2010.0 - 2025.0 MHz)
Band 35 (1850.0 - 1910.0 MHz)
Band 36 (1930.0 - 1990.0 MHz)
Band 37 (1910.0 - 1930.0 MHz)
Band 38 (2570.0 - 2620.0 MHz)
Band 39 (1880.0 - 1920.0 MHz)
Band 40 (2300.0 - 2400.0 MHz)
Band 41 (2496.0 - 2690.0 MHz)
Band 42 (3400.0 - 3600.0 MHz)
Band 43 (3600.0 - 3800.0 MHz)
Band 44 (703.0 - 803.0 MHz)
Band 45 (1447.0 - 1467.0 MHz)
Band 48 (3550.0 - 3700.0 MHz)
Band 50 (1432.0 - 1517.0 MHz)
Band 51 (1427.0 - 1432.0 MHz)
Band 52 (3300.0 - 3400.0 MHz)
Band 53 (2483.5 - 2495.0 MHz)
Validation band (0.0 - 6000.0 MHz)

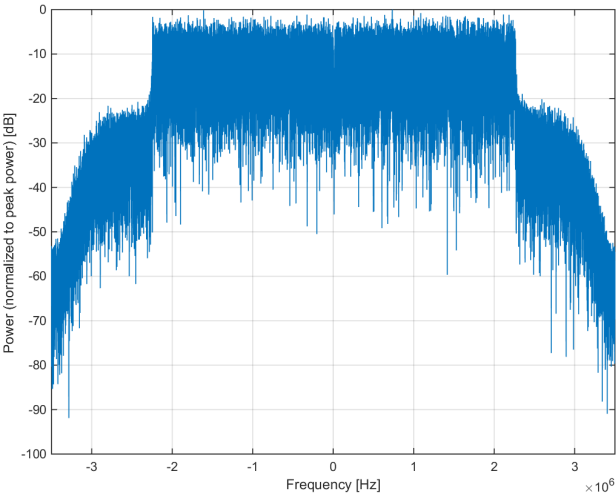
Detailed Specification: E-UTRA Test Model 3.1 (E-TM3.1) Bandwidth: 5 MHz Clipping 44 %
Bandwidth: 5.0 MHz
Integration Time: 30.0 ms

¹ PAR (0.1%) in accordance with FCC KDB 971168, Section 6.0 "Measurement of the Peak-to-Average Power Ratio (PAPR)"

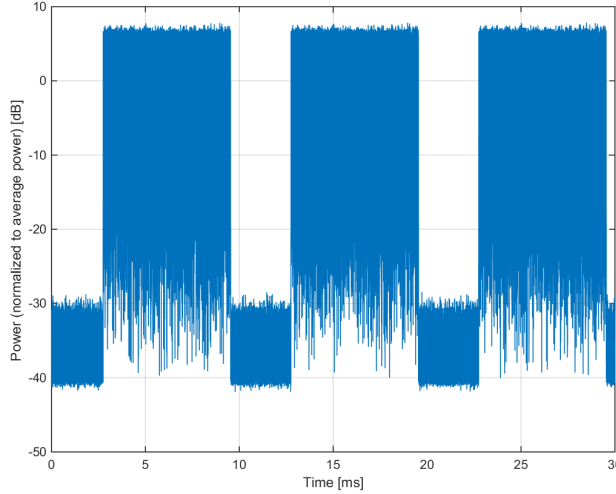
² Modulation Interference Factor (MIF) value valid only in conjunction with advanced probe response linearization calibration for the same communication system (same UID and version).



Complementary Cumulative Distribution Function (CCDF)



Frequency Domain



Time Domain

**Calibration Laboratory of
Schmid & Partner
Engineering AG**
Zeughausstrasse 43, 8004 Zurich, Switzerland

Name: **LTE-TDD (OFDMA, 10 MHz, E-TM 3.1, Clipping 44%)**

Group: LTE-TDD
UID: 10653-AAF

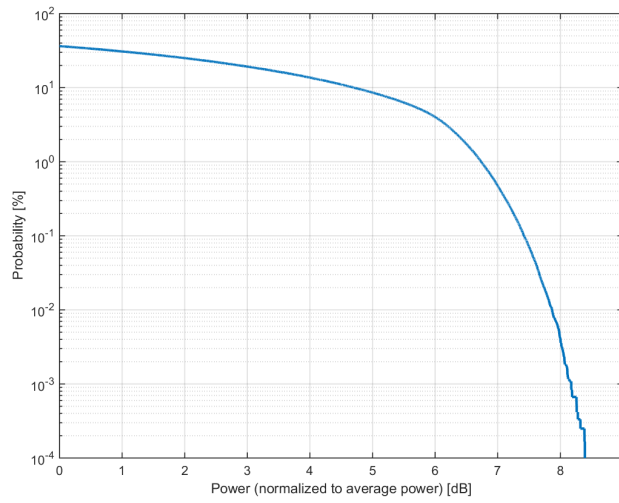
PAR: ¹ **7.42 dB**
MIF: ² **-5.10 dB**

Standard Reference: TS 36.141 V11.4
Category: Random amplitude modulation
Modulation: 64-QAM
Frequency Band: Band 33 (1900.0 - 1920.0 MHz)
Band 34 (2010.0 - 2025.0 MHz)
Band 35 (1850.0 - 1910.0 MHz)
Band 36 (1930.0 - 1990.0 MHz)
Band 37 (1910.0 - 1930.0 MHz)
Band 38 (2570.0 - 2620.0 MHz)
Band 39 (1880.0 - 1920.0 MHz)
Band 40 (2300.0 - 2400.0 MHz)
Band 41 (2496.0 - 2690.0 MHz)
Band 42 (3400.0 - 3600.0 MHz)
Band 43 (3600.0 - 3800.0 MHz)
Band 44 (703.0 - 803.0 MHz)
Band 45 (1447.0 - 1467.0 MHz)
Band 46 (5150.0 - 5925.0 MHz)
Band 47 (5855.0 - 5925.0 MHz)
Band 48 (3550.0 - 3700.0 MHz)
Band 49 (3550.0 - 3700.0 MHz)
Band 50 (1432.0 - 1517.0 MHz)
Band 52 (3300.0 - 3400.0 MHz)
Band 53 (2483.5 - 2495.0 MHz)
Validation band (0.0 - 6000.0 MHz)

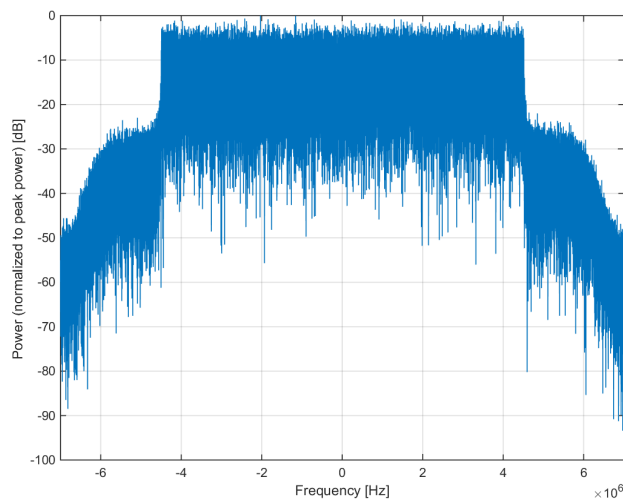
Detailed Specification: E-UTRA Test Model 3.1 (E-TM3.1) Bandwidth: 10 MHz Clipping 44 %
Bandwidth: 10.0 MHz
Integration Time: 30.0 ms

¹ PAR (0.1%) in accordance with FCC KDB 971168, Section 6.0 "Measurement of the Peak-to-Average Power Ratio (PAPR)"

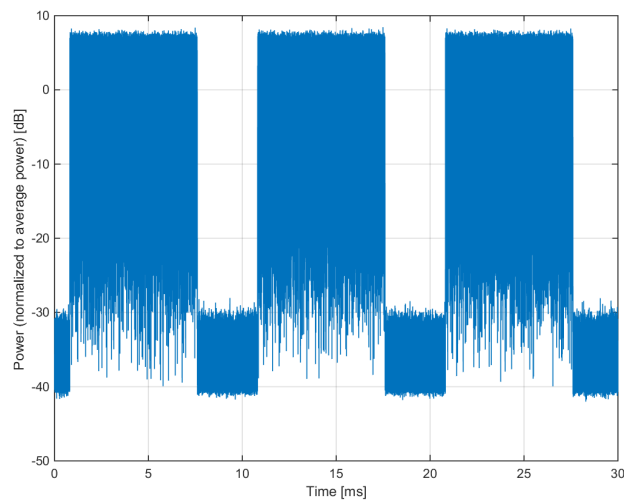
² Modulation Interference Factor (MIF) value valid only in conjunction with advanced probe response linearization calibration for the same communication system (same UID and version).



Complementary Cumulative Distribution Function (CCDF)



Frequency Domain



Time Domain

**Calibration Laboratory of
Schmid & Partner
Engineering AG**
Zeughausstrasse 43, 8004 Zurich, Switzerland

Name: **LTE-TDD (OFDMA, 15 MHz, E-TM 3.1, Clipping 44%)**

Group: LTE-TDD
UID: 10654-AAE

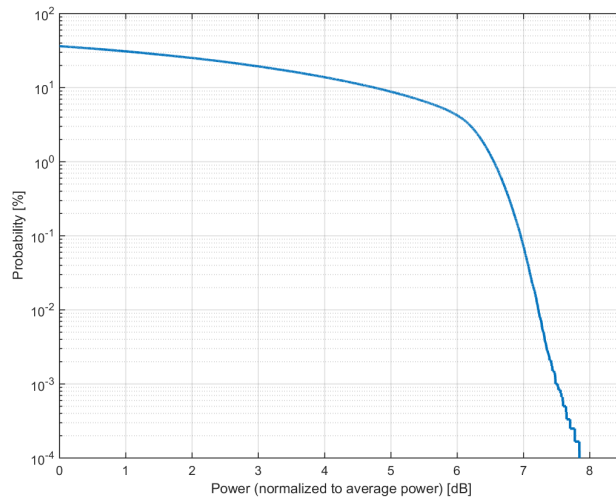
PAR: ¹ **6.96 dB**
MIF: ² **-5.07 dB**

Standard Reference: TS 36.141 V11.4
Category: Random amplitude modulation
Modulation: 64-QAM
Frequency Band:
Band 33 (1900.0 - 1920.0 MHz)
Band 34 (2010.0 - 2025.0 MHz)
Band 35 (1850.0 - 1910.0 MHz)
Band 36 (1930.0 - 1990.0 MHz)
Band 37 (1910.0 - 1930.0 MHz)
Band 38 (2570.0 - 2620.0 MHz)
Band 39 (1880.0 - 1920.0 MHz)
Band 40 (2300.0 - 2400.0 MHz)
Band 41 (2496.0 - 2690.0 MHz)
Band 42 (3400.0 - 3600.0 MHz)
Band 43 (3600.0 - 3800.0 MHz)
Band 44 (703.0 - 803.0 MHz)
Band 45 (1447.0 - 1467.0 MHz)
Band 48 (3550.0 - 3700.0 MHz)
Band 50 (1432.0 - 1517.0 MHz)
Band 52 (3300.0 - 3400.0 MHz)
Validation band (0.0 - 6000.0 MHz)

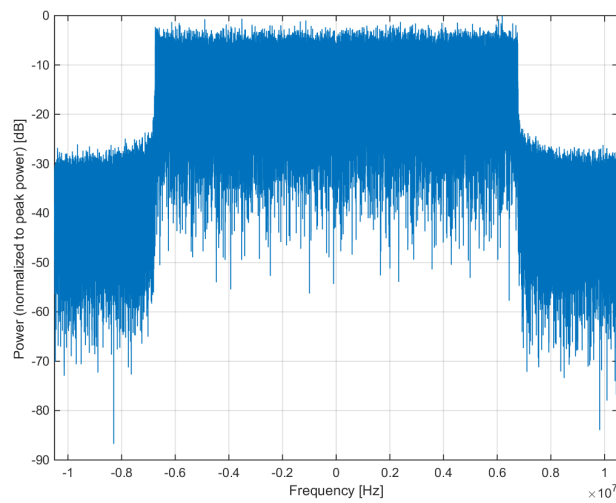
Detailed Specification: E-UTRA Test Model 3.1 (E-TM3.1) Bandwidth: 15 MHz Clipping 44 %
Bandwidth: 15.0 MHz
Integration Time: 30.0 ms

¹ PAR (0.1%) in accordance with FCC KDB 971168, Section 6.0 "Measurement of the Peak-to-Average Power Ratio (PAPR)"

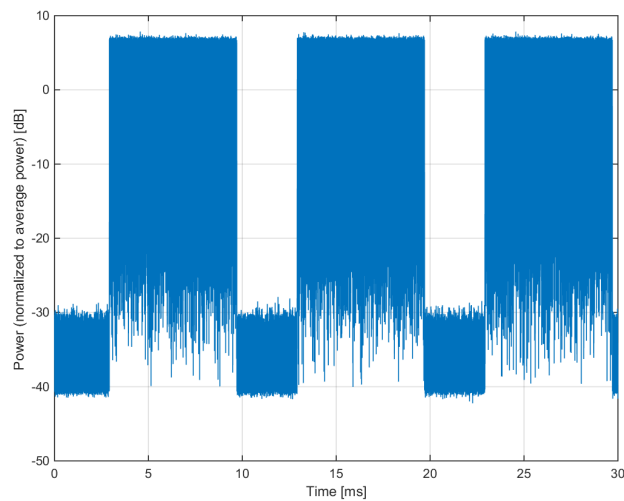
² Modulation Interference Factor (MIF) value valid only in conjunction with advanced probe response linearization calibration for the same communication system (same UID and version).



Complementary Cumulative Distribution Function (CCDF)



Frequency Domain



Time Domain

**Calibration Laboratory of
Schmid & Partner
Engineering AG**
Zeughausstrasse 43, 8004 Zurich, Switzerland

Name: **LTE-TDD (OFDMA, 20 MHz, E-TM 3.1, Clipping 44%)**

Group: LTE-TDD
UID: 10655-AAF

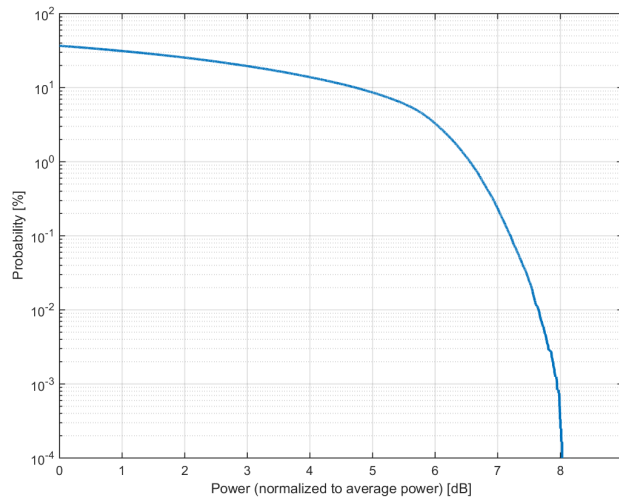
PAR: ¹ **7.21 dB**
MIF: ² **-5.05 dB**

Standard Reference: TS 36.141 V11.4
Category: Random amplitude modulation
Modulation: 64-QAM
Frequency Band: Band 33 (1900.0 - 1920.0 MHz)
Band 35 (1850.0 - 1910.0 MHz)
Band 36 (1930.0 - 1990.0 MHz)
Band 37 (1910.0 - 1930.0 MHz)
Band 38 (2570.0 - 2620.0 MHz)
Band 39 (1880.0 - 1920.0 MHz)
Band 40 (2300.0 - 2400.0 MHz)
Band 41 (2496.0 - 2690.0 MHz)
Band 42 (3400.0 - 3600.0 MHz)
Band 43 (3600.0 - 3800.0 MHz)
Band 44 (703.0 - 803.0 MHz)
Band 45 (1447.0 - 1467.0 MHz)
Band 46 (5150.0 - 5925.0 MHz)
Band 47 (5855.0 - 5925.0 MHz)
Band 48 (3550.0 - 3700.0 MHz)
Band 49 (3550.0 - 3700.0 MHz)
Band 50 (1432.0 - 1517.0 MHz)
Band 52 (3300.0 - 3400.0 MHz)
Validation band (0.0 - 6000.0 MHz)

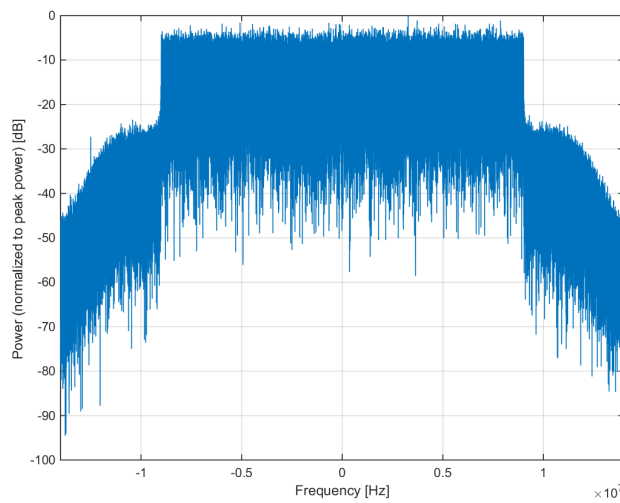
Detailed Specification: E-UTRA Test Model 3.1 (E-TM3.1) Bandwidth: 20 MHz Clipping 44 %
Bandwidth: 20.0 MHz
Integration Time: 30.0 ms

¹ PAR (0.1%) in accordance with FCC KDB 971168, Section 6.0 "Measurement of the Peak-to-Average Power Ratio (PAPR)"

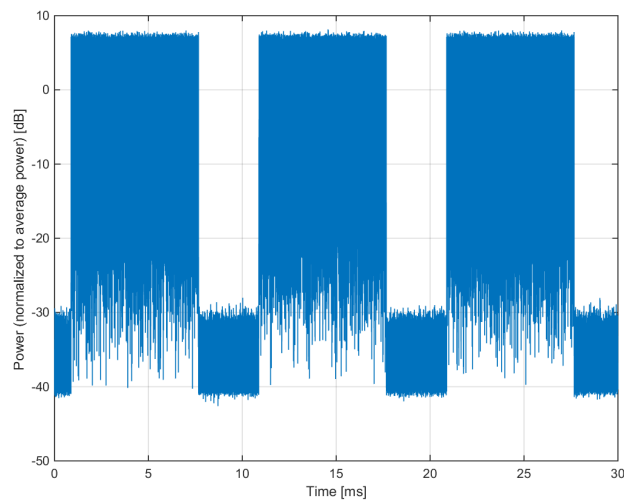
² Modulation Interference Factor (MIF) value valid only in conjunction with advanced probe response linearization calibration for the same communication system (same UID and version).



Complementary Cumulative Distribution Function (CCDF)



Frequency Domain



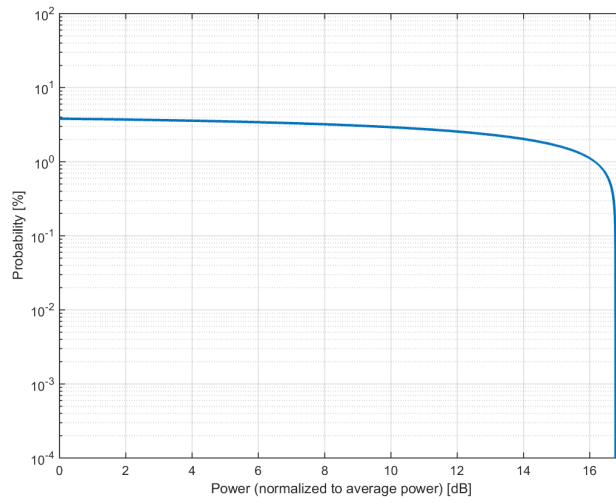
Time Domain

**Calibration Laboratory of
Schmid & Partner
Engineering AG**
Zeughausstrasse 43, 8004 Zurich, Switzerland

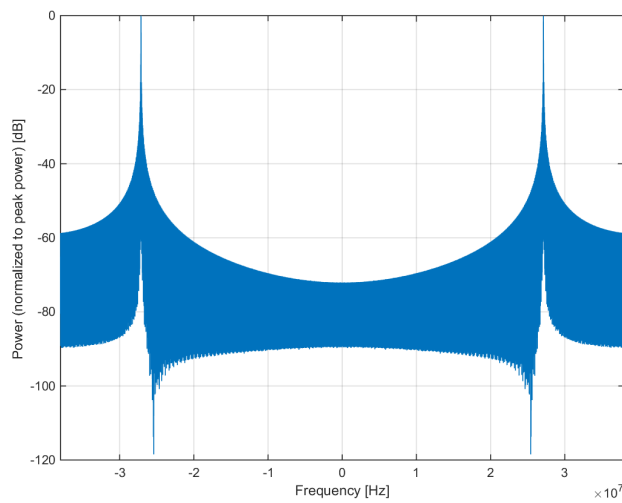
Name:	27.12MHz Sinewave, 4.2% Duty Cycle
Group:	MRI
UID:	10656-AAB
PAR: ¹	16.77 dB
MIF: ²	2.54 dB
Standard Reference:	SPEAG
Category:	Random amplitude modulation
Modulation:	CW
Frequency Band:	MRI 1.5T (59.0 - 69.0 MHz) MRI 3T (123.0 - 133.0 MHz) Validation band (0.0 - 6000.0 MHz)
Detailed Specification:	27.12MHz Sinewave, 42us on, 1ms period
Bandwidth:	54.2MHz
Integration Time:	1.0ms

¹ PAR (0.1%) in accordance with FCC KDB 971168, Section 6.0 "Measurement of the Peak-to-Average Power Ratio (PAPR)"

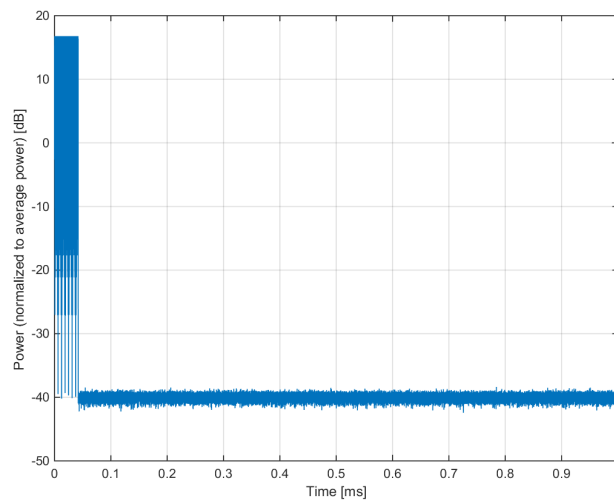
² Modulation Interference Factor (MIF) value valid only in conjunction with advanced probe response linearization calibration for the same communication system (same UID and version).



Complementary Cumulative Distribution Function (CCDF)



Frequency Domain



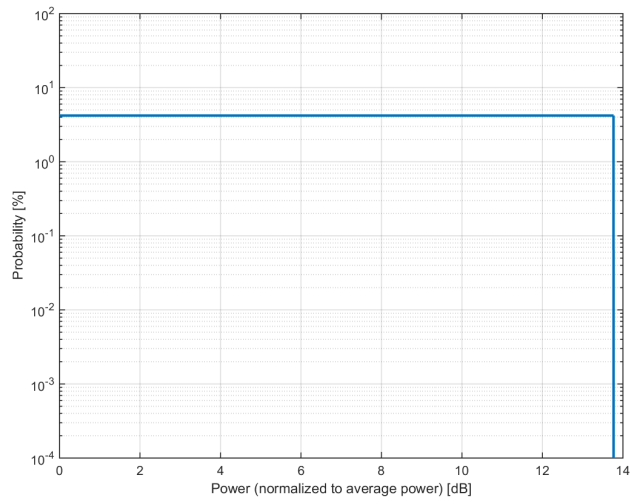
Time Domain

**Calibration Laboratory of
Schmid & Partner
Engineering AG**
Zeughausstrasse 43, 8004 Zurich, Switzerland

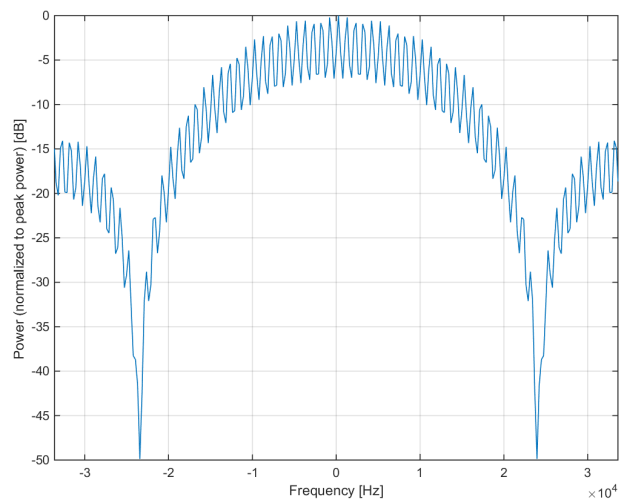
Name:	Pulse, 42us on, 1ms period
Group:	MRI
UID:	10657-AAA
PAR: ¹	13.77 dB
MIF: ²	3.05 dB
Standard Reference:	SPEAG
Category:	Random amplitude modulation
Modulation:	CW
Frequency Band:	MRI 1.5T (59.0 - 69.0 MHz) MRI 3T (123.0 - 133.0 MHz) Validation band (0.0 - 6000.0 MHz)
Detailed Specification:	Pulse, 42us on, 1ms period
Bandwidth:	0.0MHz
Integration Time:	1.0 ms

¹ PAR (0.1%) in accordance with FCC KDB 971168, Section 6.0 "Measurement of the Peak-to-Average Power Ratio (PAPR)"

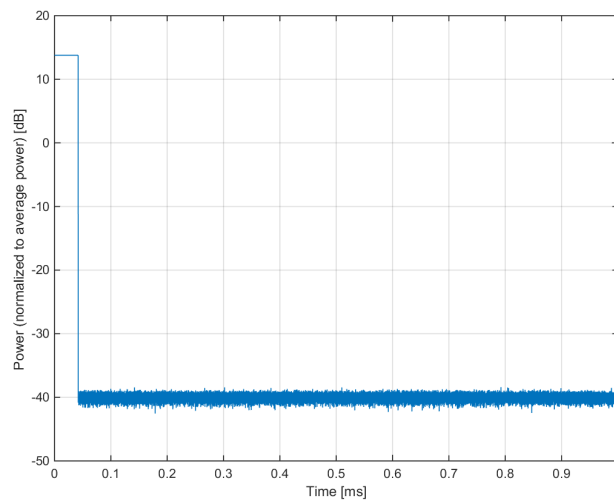
² Modulation Interference Factor (MIF) value valid only in conjunction with advanced probe response linearization calibration for the same communication system (same UID and version).



Complementary Cumulative Distribution Function (CCDF)



Frequency Domain



Time Domain

**Calibration Laboratory of
Schmid & Partner
Engineering AG**
Zeughausstrasse 43, 8004 Zurich, Switzerland

Name: **Pulse Waveform (200Hz, 10%)**

Group: Test
UID: 10658-AAB

PAR: ¹ **10.00 dB**
MIF: ² **4.05 dB**

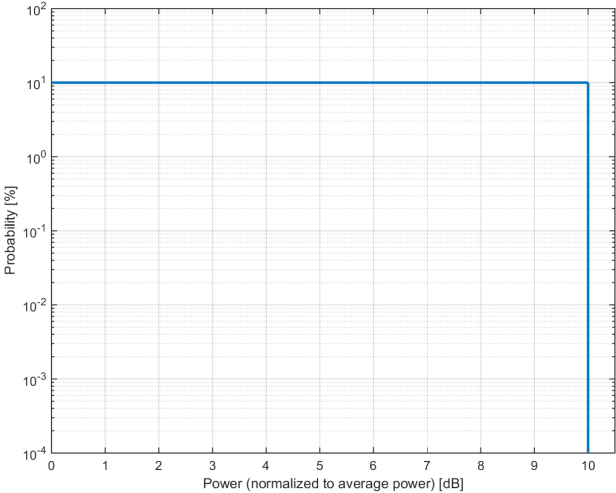
Standard Reference: SPEAG
Category: Periodic pulsed modulation
Modulation: AM
Frequency Band: MRI 1.5T (59.0 - 69.0 MHz)
MRI 3T (123.0 - 133.0 MHz)
D300 (300.0 MHz)
D400 (400.0 MHz)
D450 (450.0 MHz)
D600V3 (600.0 MHz)
D750 (750.0 MHz)
D835 (835.0 MHz)
D900 (900.0 MHz)
D1450 (1450.0 MHz)
D1500 (1500.0 MHz)
D1640 (1640.0 MHz)
D1750 (1750.0 MHz)
D1765 (1765.0 MHz)
D1800 (1800.0 MHz)
D1900 (1900.0 MHz)
D1950 (1950.0 MHz)
D2000 (2000.0 MHz)
D2100 (2100.0 MHz)
D2300 (2300.0 MHz)
D2450 (2450.0 MHz)
D2550V2 (2250.0 MHz)
D2600 (2600.0 MHz)
D3000 (3000.0 MHz)
D3300V2 (3300.0 MHz)
D3500 (3500.0 MHz)
D3700 (3700.0 MHz)
D5GHz (5000.0 - 6000.0 MHz)
CD700 (700.0 MHz)
CD835 (835.0 MHz)
CD1880 (1880.0 MHz)
CD2150 (2150.0 MHz)
CD2450 (2450.0 MHz)
CD2600V3 (2600.0 MHz)
CD3500V3 (3500.0 MHz)
CD5500V3 (5500.0 MHz)
ITD700 (700.0 MHz)
ITD835 (835.0 MHz)
ITD1880 (1880.0 MHz)
ITD2150 (2150.0 MHz)
ITD2600 (2600.0 MHz)
ITD3500 (3500.0 MHz)
ITD5500 (5000.0 - 5900.0 MHz)
CLA30 (30.0 MHz)
CLA64 (64.0 MHz)
CLA128 (128.0 MHz)
CLA150 (150.0 MHz)
CLA220 (220.0 MHz)
FullSpan (0.0 - 6000.0 MHz)
Validation band (0.0 - 6000.0 MHz)
CLA (9.0 - 19.0 MHz)
CLA6 (4.0 - 9.0 MHz)
D850 (800 - 900 MHz)
D1300 (1250 - 1350 MHz)
D3900 (3850 - 3950 MHz)
D4200 (4150 - 4250 MHz)
D4600 (4550 - 4650 MHz)
D4900 (4850 - 4950 MHz)
D6.5GHz (6450 - 6550 MHz)
D7GHz (6950 - 7050 MHz)
D8GHz (7950 - 8050 MHz)
D9GHz (8950 - 9050 MHz)

Detailed Specification: Modulation Frequency: 200Hz
Duty Cycle: 10%

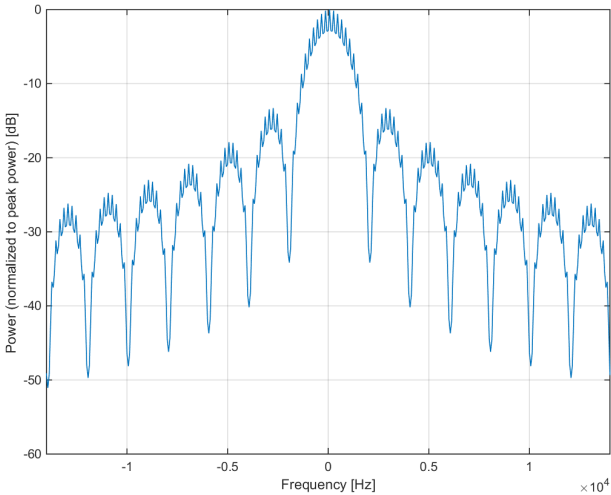
Bandwidth: 0.0 MHz
Integration Time: 10.0 ms

¹ PAR (0.1%) in accordance with FCC KDB 971168, Section 6.0 "Measurement of the Peak-to-Average Power Ratio (PAPR)"

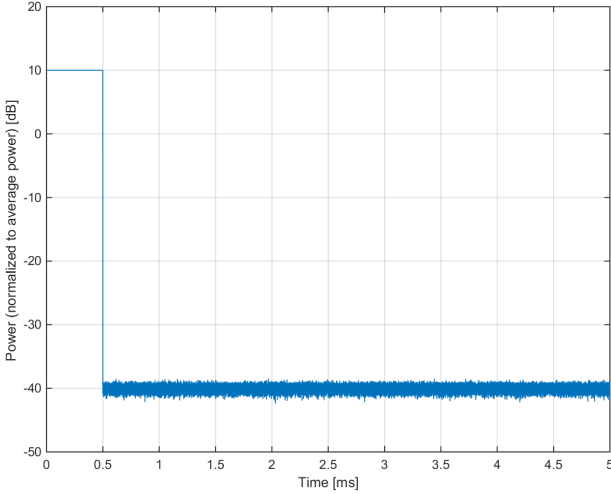
² Modulation Interference Factor (MIF) value valid only in conjunction with advanced probe response linearization calibration for the same communication system (same UID and version).



Complementary Cumulative Distribution Function (CCDF)



Frequency Domain



Time Domain

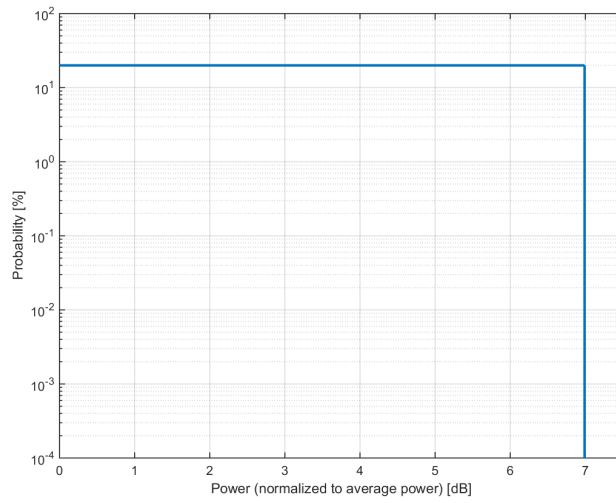
Calibration Laboratory of Schmid & Partner Engineering AG

Zeughausstrasse 43, 8004 Zurich, Switzerland

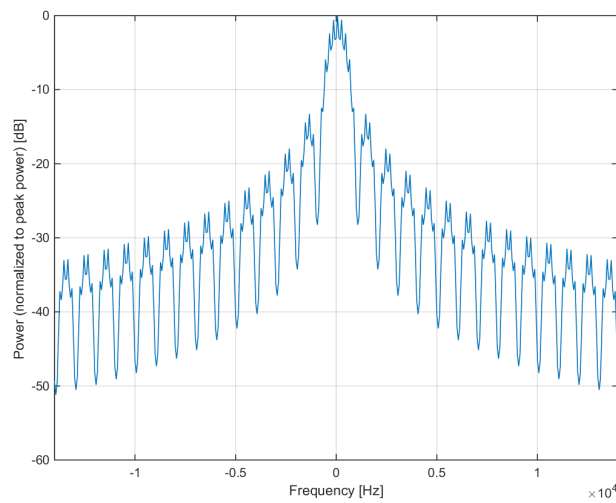
Name:	Pulse Waveform (200Hz, 20%)
Group:	Test
UID:	10659-AAB
PAR: ¹	6.99 dB
MIF: ²	1.53 dB
Standard Reference:	SPEAG
Category:	Periodic pulsed modulation
Modulation:	AM
Frequency Band:	MRI 1.5T (59.0 - 69.0 MHz) MRI 3T (123.0 - 133.0 MHz) D300 (300.0 MHz) D400 (400.0 MHz) D450 (450.0 MHz) D600V3 (600.0 MHz) D750 (750.0 MHz) D835 (835.0 MHz) D900 (900.0 MHz) D1450 (1450.0 MHz) D1500 (1500.0 MHz) D1640 (1640.0 MHz) D1750 (1750.0 MHz) D1765 (1765.0 MHz) D1800 (1800.0 MHz) D1900 (1900.0 MHz) D1950 (1950.0 MHz) D2000 (2000.0 MHz) D2100 (2100.0 MHz) D2300 (2300.0 MHz) D2450 (2450.0 MHz) D2550V2 (2250.0 MHz) D2600 (2600.0 MHz) D3000 (3000.0 MHz) D3300V2 (3300.0 MHz) D3500 (3500.0 MHz) D3700 (3700.0 MHz) D5GHz (5000.0 - 6000.0 MHz) CD700 (700.0 MHz) CD835 (835.0 MHz) CD1880 (1880.0 MHz) CD2150 (2150.0 MHz) CD2450 (2450.0 MHz) CD2600V3 (2600.0 MHz) CD3500V3 (3500.0 MHz) CD5500V3 (5500.0 MHz) ITD700 (700.0 MHz) ITD835 (835.0 MHz) ITD1880 (1880.0 MHz) ITD2150 (2150.0 MHz) ITD2600 (2600.0 MHz) ITD3500 (3500.0 MHz) ITD5500 (5000.0 - 5900.0 MHz) CLA30 (30.0 MHz) CLA64 (64.0 MHz) CLA128 (128.0 MHz) CLA150 (150.0 MHz) CLA220 (220.0 MHz) FullSpan (0.0 - 6000.0 MHz) Validation band (0.0 - 6000.0 MHz) CLA (9.0 - 19.0 MHz) CLA6 (4.0 - 9.0 MHz) D850 (800 - 900 MHz) D1300 (1250 - 1350 MHz) D3900 (3850 - 3950 MHz) D4200 (4150 - 4250 MHz) D4600 (4550 - 4650 MHz) D4900 (4850 - 4950 MHz) D6.5GHz (6450 - 6550 MHz) D7GHz (6950 - 7050 MHz) D8GHz (7950 - 8050 MHz) D9GHz (8950 - 9050 MHz)
Detailed Specification:	Modulation Frequency: 200Hz Duty Cycle: 20%
Bandwidth:	0.0 MHz
Integration Time:	10.0 ms

¹ PAR (0.1%) in accordance with FCC KDB 971168, Section 6.0 "Measurement of the Peak-to-Average Power Ratio (PAPR)"

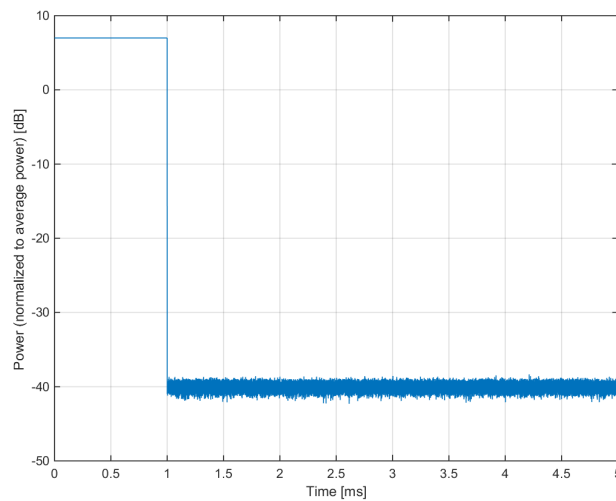
² Modulation Interference Factor (MIF) value valid only in conjunction with advanced probe response linearization calibration for the same communication system (same UID and version).



Complementary Cumulative Distribution Function (CCDF)



Frequency Domain



Time Domain

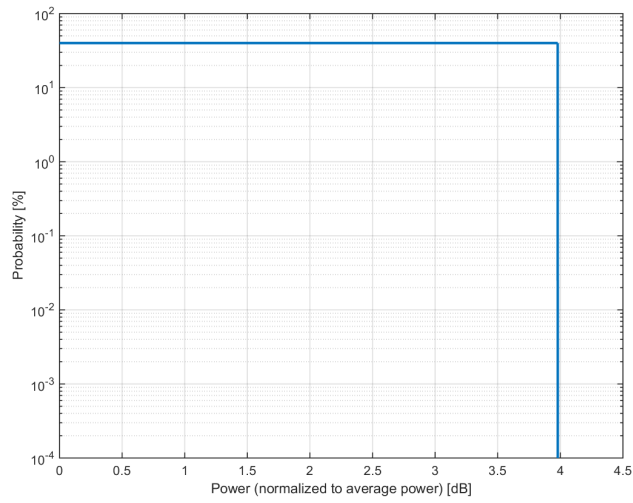
Calibration Laboratory of Schmid & Partner Engineering AG

Zeughausstrasse 43, 8004 Zurich, Switzerland

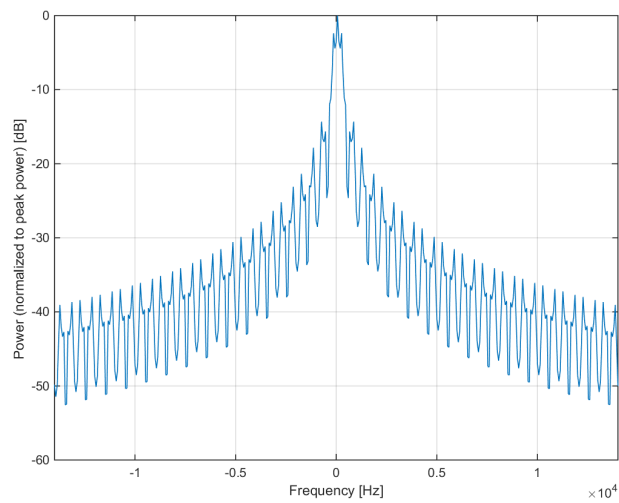
Name:	Pulse Waveform (200Hz, 40%)
Group:	Test
UID:	10660-AAB
PAR: ¹	3.98 dB
MIF: ²	-1.62 dB
Standard Reference:	SPEAG
Category:	Periodic pulsed modulation
Modulation:	AM
Frequency Band:	MRI 1.5T (59.0 - 69.0 MHz) MRI 3T (123.0 - 133.0 MHz) D300 (300.0 MHz) D400 (400.0 MHz) D450 (450.0 MHz) D600V3 (600.0 MHz) D750 (750.0 MHz) D835 (835.0 MHz) D900 (900.0 MHz) D1450 (1450.0 MHz) D1500 (1500.0 MHz) D1640 (1640.0 MHz) D1750 (1750.0 MHz) D1765 (1765.0 MHz) D1800 (1800.0 MHz) D1900 (1900.0 MHz) D1950 (1950.0 MHz) D2000 (2000.0 MHz) D2100 (2100.0 MHz) D2300 (2300.0 MHz) D2450 (2450.0 MHz) D2550V2 (2250.0 MHz) D2600 (2600.0 MHz) D3000 (3000.0 MHz) D3300V2 (3300.0 MHz) D3500 (3500.0 MHz) D3700 (3700.0 MHz) D5GHz (5000.0 - 6000.0 MHz) CD700 (700.0 MHz) CD835 (835.0 MHz) CD1880 (1880.0 MHz) CD2150 (2150.0 MHz) CD2450 (2450.0 MHz) CD2600V3 (2600.0 MHz) CD3500V3 (3500.0 MHz) CD5500V3 (5500.0 MHz) ITD700 (700.0 MHz) ITD835 (835.0 MHz) ITD1880 (1880.0 MHz) ITD2150 (2150.0 MHz) ITD2600 (2600.0 MHz) ITD3500 (3500.0 MHz) ITD5500 (5000.0 - 5900.0 MHz) CLA30 (30.0 MHz) CLA64 (64.0 MHz) CLA128 (128.0 MHz) CLA150 (150.0 MHz) CLA220 (220.0 MHz) FullSpan (0.0 - 6000.0 MHz) Validation band (0.0 - 6000.0 MHz) CLA (9.0 - 19.0 MHz) CLA6 (4.0 - 9.0 MHz) D850 (800 - 900 MHz) D1300 (1250 - 1350 MHz) D3900 (3850 - 3950 MHz) D4200 (4150 - 4250 MHz) D4600 (4550 - 4650 MHz) D4900 (4850 - 4950 MHz) D6.5GHz (6450 - 6550 MHz) D7GHz (6950 - 7050 MHz) D8GHz (7950 - 8050 MHz) D9GHz (8950 - 9050 MHz)
Detailed Specification:	Modulation Frequency: 200Hz Duty Cycle: 40%
Bandwidth:	0.0 MHz
Integration Time:	10.0 ms

¹ PAR (0.1%) in accordance with FCC KDB 971168, Section 6.0 "Measurement of the Peak-to-Average Power Ratio (PAPR)"

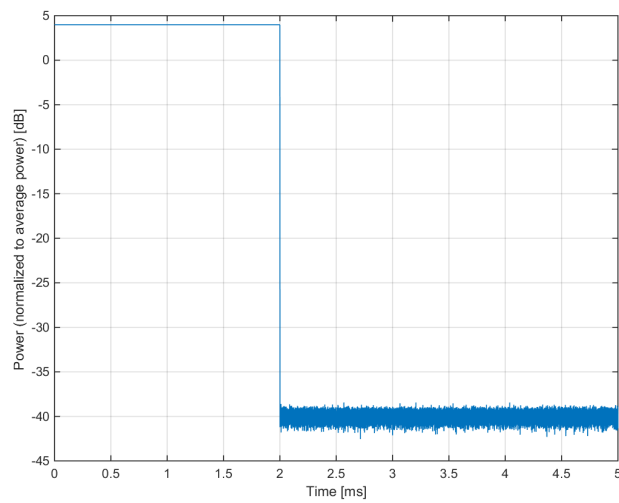
² Modulation Interference Factor (MIF) value valid only in conjunction with advanced probe response linearization calibration for the same communication system (same UID and version).



Complementary Cumulative Distribution Function (CCDF)



Frequency Domain



Time Domain

**Calibration Laboratory of
Schmid & Partner
Engineering AG**
Zeughausstrasse 43, 8004 Zurich, Switzerland

Name: **Pulse Waveform (200Hz, 60%)**

Group: Test
UID: 10661-AAB

PAR: ¹ **2.22 dB**
MIF: ² **-3.39 dB**

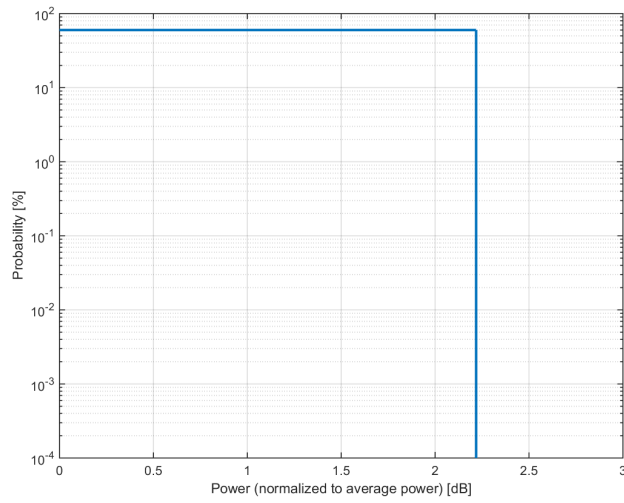
Standard Reference: SPEAG
Category: Periodic pulsed modulation
Modulation: AM
Frequency Band: MRI 1.5T (59.0 - 69.0 MHz)
MRI 3T (123.0 - 133.0 MHz)
D300 (300.0 MHz)
D400 (400.0 MHz)
D450 (450.0 MHz)
D600V3 (600.0 MHz)
D750 (750.0 MHz)
D835 (835.0 MHz)
D900 (900.0 MHz)
D1450 (1450.0 MHz)
D1500 (1500.0 MHz)
D1640 (1640.0 MHz)
D1750 (1750.0 MHz)
D1765 (1765.0 MHz)
D1800 (1800.0 MHz)
D1900 (1900.0 MHz)
D1950 (1950.0 MHz)
D2000 (2000.0 MHz)
D2100 (2100.0 MHz)
D2300 (2300.0 MHz)
D2450 (2450.0 MHz)
D2550V2 (2250.0 MHz)
D2600 (2600.0 MHz)
D3000 (3000.0 MHz)
D3300V2 (3300.0 MHz)
D3500 (3500.0 MHz)
D3700 (3700.0 MHz)
D5GHz (5000.0 - 6000.0 MHz)
CD700 (700.0 MHz)
CD835 (835.0 MHz)
CD1880 (1880.0 MHz)
CD2150 (2150.0 MHz)
CD2450 (2450.0 MHz)
CD2600V3 (2600.0 MHz)
CD3500V3 (3500.0 MHz)
CD5500V3 (5500.0 MHz)
ITD700 (700.0 MHz)
ITD835 (835.0 MHz)
ITD1880 (1880.0 MHz)
ITD2150 (2150.0 MHz)
ITD2600 (2600.0 MHz)
ITD3500 (3500.0 MHz)
ITD5500 (5000.0 - 5900.0 MHz)
CLA30 (30.0 MHz)
CLA64 (64.0 MHz)
CLA128 (128.0 MHz)
CLA150 (150.0 MHz)
CLA220 (220.0 MHz)
FullSpan (0.0 - 6000.0 MHz)
Validation band (0.0 - 6000.0 MHz)
CLA (9.0 - 19.0 MHz)
CLA6 (4.0 - 9.0 MHz)
D850 (800 - 900 MHz)
D1300 (1250 - 1350 MHz)
D3900 (3850 - 3950 MHz)
D4200 (4150 - 4250 MHz)
D4600 (4550 - 4650 MHz)
D4900 (4850 - 4950 MHz)
D6.5GHz (6450 - 6550 MHz)
D7GHz (6950 - 7050 MHz)
D8GHz (7950 - 8050 MHz)
D9GHz (8950 - 9050 MHz)

Detailed Specification: Modulation Frequency: 200Hz
Duty Cycle: 60%

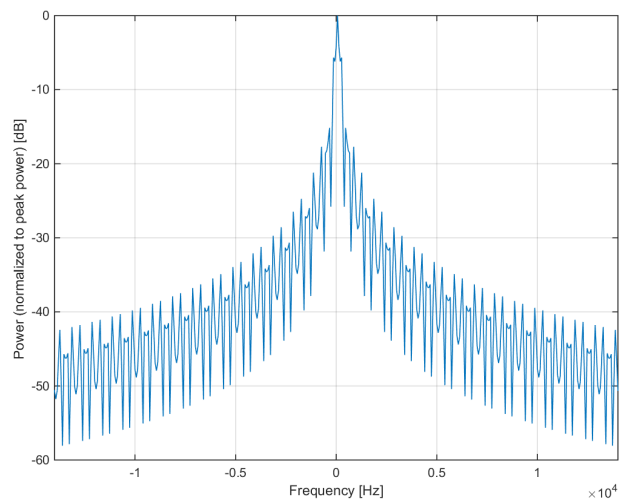
Bandwidth: 0.0 MHz
Integration Time: 10.0 ms

¹ PAR (0.1%) in accordance with FCC KDB 971168, Section 6.0 "Measurement of the Peak-to-Average Power Ratio (PAPR)"

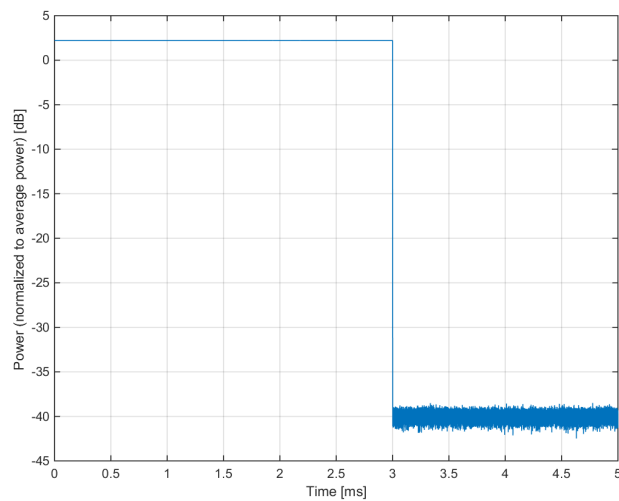
² Modulation Interference Factor (MIF) value valid only in conjunction with advanced probe response linearization calibration for the same communication system (same UID and version).



Complementary Cumulative Distribution Function (CCDF)



Frequency Domain



Time Domain

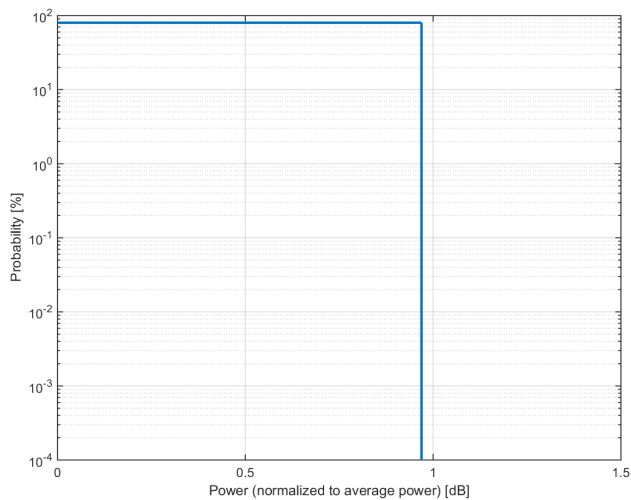
Calibration Laboratory of Schmid & Partner Engineering AG

Zeughausstrasse 43, 8004 Zurich, Switzerland

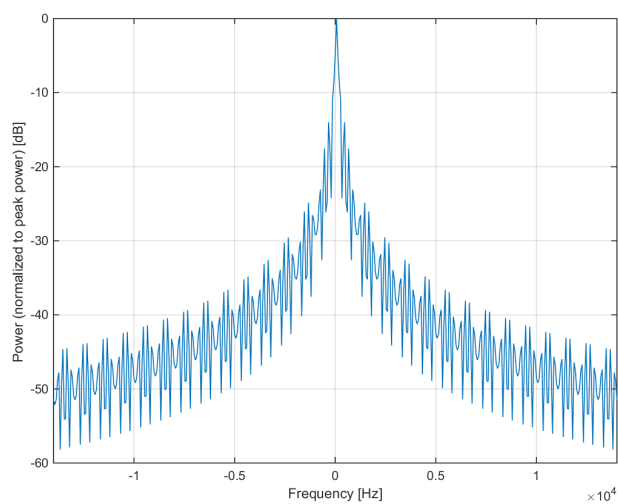
Name:	Pulse Waveform (200Hz, 80%)
Group:	Test
UID:	10662-AAB
PAR: ¹	0.97 dB
MIF: ²	-4.50 dB
Standard Reference:	SPEAG
Category:	Periodic pulsed modulation
Modulation:	AM
Frequency Band:	MRI 1.5T (59.0 - 69.0 MHz) MRI 3T (123.0 - 133.0 MHz) D300 (300.0 MHz) D400 (400.0 MHz) D450 (450.0 MHz) D600V3 (600.0 MHz) D750 (750.0 MHz) D835 (835.0 MHz) D900 (900.0 MHz) D1450 (1450.0 MHz) D1500 (1500.0 MHz) D1640 (1640.0 MHz) D1750 (1750.0 MHz) D1765 (1765.0 MHz) D1800 (1800.0 MHz) D1900 (1900.0 MHz) D1950 (1950.0 MHz) D2000 (2000.0 MHz) D2100 (2100.0 MHz) D2300 (2300.0 MHz) D2450 (2450.0 MHz) D2550V2 (2250.0 MHz) D2600 (2600.0 MHz) D3000 (3000.0 MHz) D3300V2 (3300.0 MHz) D3500 (3500.0 MHz) D3700 (3700.0 MHz) D5GHz (5000.0 - 6000.0 MHz) CD700 (700.0 MHz) CD835 (835.0 MHz) CD1880 (1880.0 MHz) CD2150 (2150.0 MHz) CD2450 (2450.0 MHz) CD2600V3 (2600.0 MHz) CD3500V3 (3500.0 MHz) CD5500V3 (5500.0 MHz) ITD700 (700.0 MHz) ITD835 (835.0 MHz) ITD1880 (1880.0 MHz) ITD2150 (2150.0 MHz) ITD2600 (2600.0 MHz) ITD3500 (3500.0 MHz) ITD5500 (5000.0 - 5900.0 MHz) CLA30 (30.0 MHz) CLA64 (64.0 MHz) CLA128 (128.0 MHz) CLA150 (150.0 MHz) CLA220 (220.0 MHz) FullSpan (0.0 - 6000.0 MHz) Validation band (0.0 - 6000.0 MHz) CLA (9.0 - 19.0 MHz) CLA6 (4.0 - 9.0 MHz) D850 (800 - 900 MHz) D1300 (1250 - 1350 MHz) D3900 (3850 - 3950 MHz) D4200 (4150 - 4250 MHz) D4600 (4550 - 4650 MHz) D4900 (4850 - 4950 MHz) D6.5GHz (6450 - 6550 MHz) D7GHz (6950 - 7050 MHz) D8GHz (7950 - 8050 MHz) D9GHz (8950 - 9050 MHz)
Detailed Specification:	Modulation Frequency: 200Hz Duty Cycle: 80%
Bandwidth:	0.0 MHz
Integration Time:	10.0 ms

¹ PAR (0.1%) in accordance with FCC KDB 971168, Section 6.0 "Measurement of the Peak-to-Average Power Ratio (PAPR)"

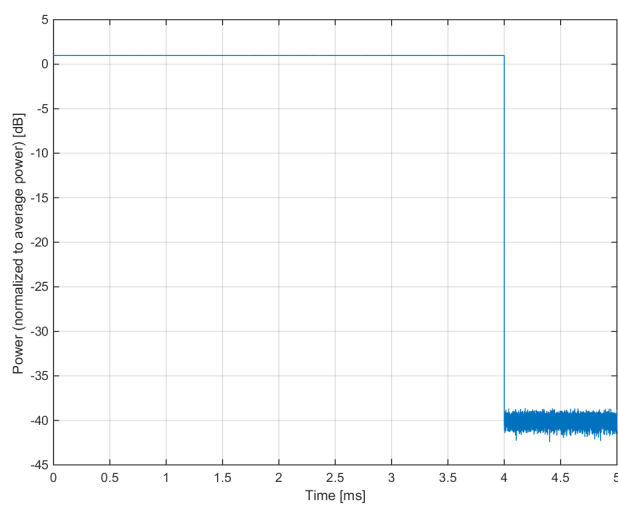
² Modulation Interference Factor (MIF) value valid only in conjunction with advanced probe response linearization calibration for the same communication system (same UID and version).



Complementary Cumulative Distribution Function (CCDF)



Frequency Domain



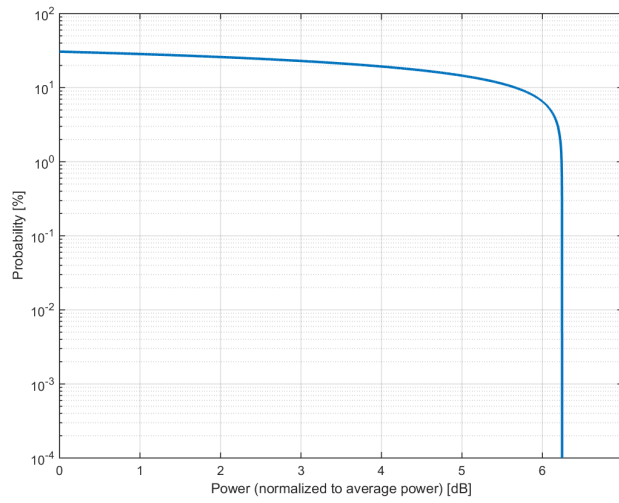
Time Domain

**Calibration Laboratory of
Schmid & Partner
Engineering AG**
Zeughausstrasse 43, 8004 Zurich, Switzerland

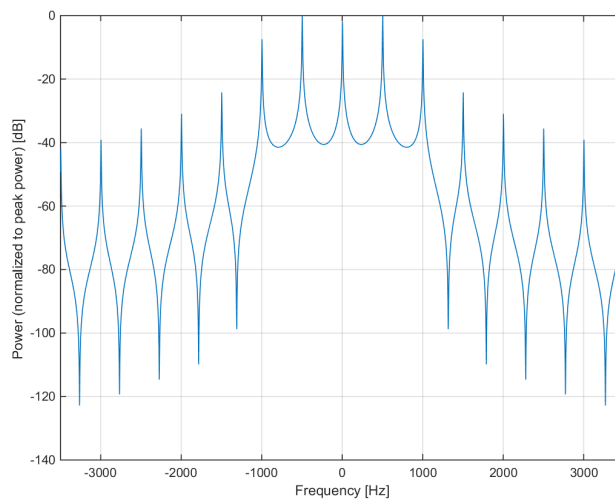
Name:	MITS (2pi Sinc, 2ms, 2ms)
Group:	MRI
UID:	10663-AAA
PAR: ¹	6.24 dB
MIF: ²	0.62 dB
Standard Reference:	SPEAG
Category:	Periodic pulsed modulation
Modulation:	AM
Frequency Band:	MRI 1.5T (59.0 - 69.0 MHz) MRI 3T (123.0 - 133.0 MHz) Validation band (0.0 - 6000.0 MHz)
Detailed Specification:	Calibration Sequence for Medical Implant Test System (MITS) Pulse Shape: Sinc +/- 2 Pi Repetition Rate: 500 Hz Duty Cycle: 100%
Bandwidth:	0.0 MHz
Integration Time:	2.0 ms

¹ PAR (0.1%) in accordance with FCC KDB 971168, Section 6.0 "Measurement of the Peak-to-Average Power Ratio (PAPR)"

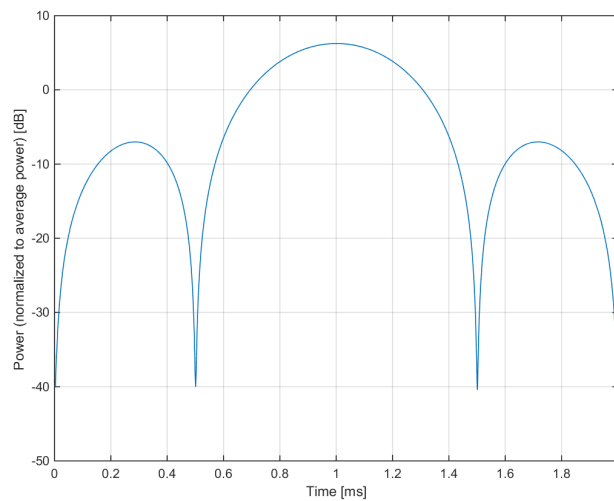
² Modulation Interference Factor (MIF) value valid only in conjunction with advanced probe response linearization calibration for the same communication system (same UID and version).



Complementary Cumulative Distribution Function (CCDF)



Frequency Domain



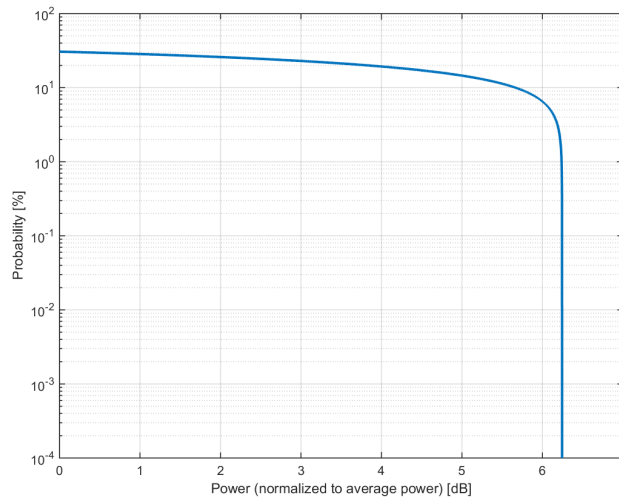
Time Domain

**Calibration Laboratory of
Schmid & Partner
Engineering AG**
Zeughausstrasse 43, 8004 Zurich, Switzerland

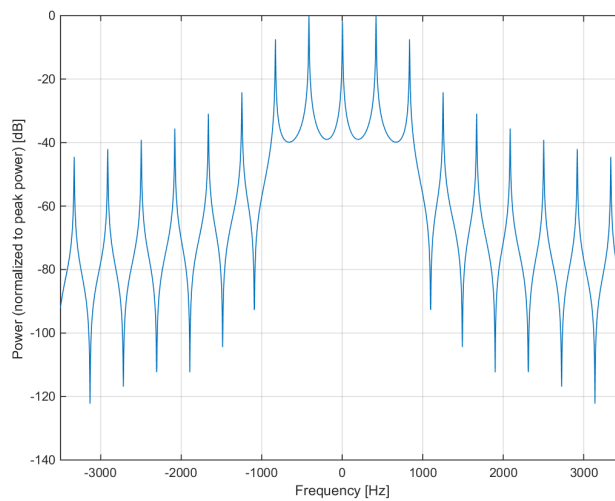
Name:	MITS (2pi Sinc, 2.4ms, 2.4ms)
Group:	MRI
UID:	10664-AAA
PAR: ¹	6.24 dB
MIF: ²	0.46 dB
Standard Reference:	SPEAG
Category:	Periodic pulsed modulation
Modulation:	AM
Frequency Band:	MRI 1.5T (59.0 - 69.0 MHz) MRI 3T (123.0 - 133.0 MHz) Validation band (0.0 - 6000.0 MHz)
Detailed Specification:	Calibration Sequence for Medical Implant Test System (MITS) Pulse Shape: Sinc +/- 2 Pi Repetition Rate: 417 Hz Duty Cycle: 100%
Bandwidth:	0.0 MHz
Integration Time:	2.4 ms

¹ PAR (0.1%) in accordance with FCC KDB 971168, Section 6.0 "Measurement of the Peak-to-Average Power Ratio (PAPR)"

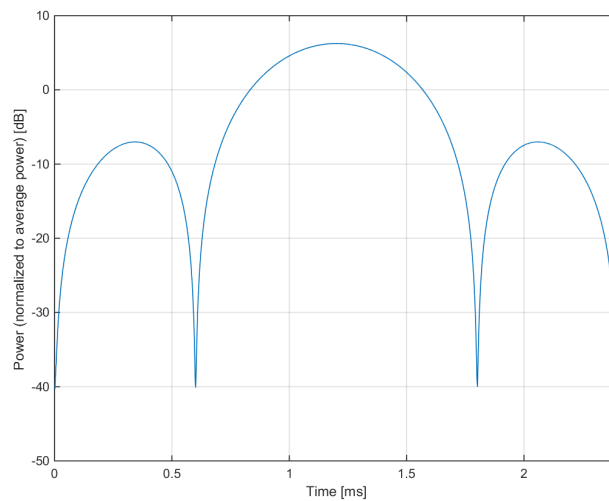
² Modulation Interference Factor (MIF) value valid only in conjunction with advanced probe response linearization calibration for the same communication system (same UID and version).



Complementary Cumulative Distribution Function (CCDF)



Frequency Domain



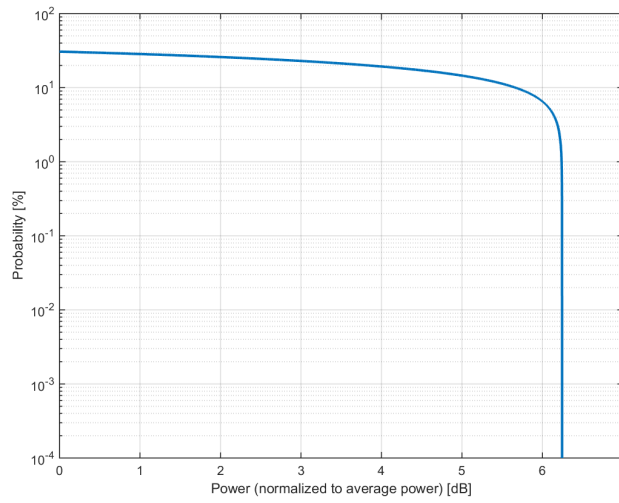
Time Domain

**Calibration Laboratory of
Schmid & Partner
Engineering AG**
Zeughausstrasse 43, 8004 Zurich, Switzerland

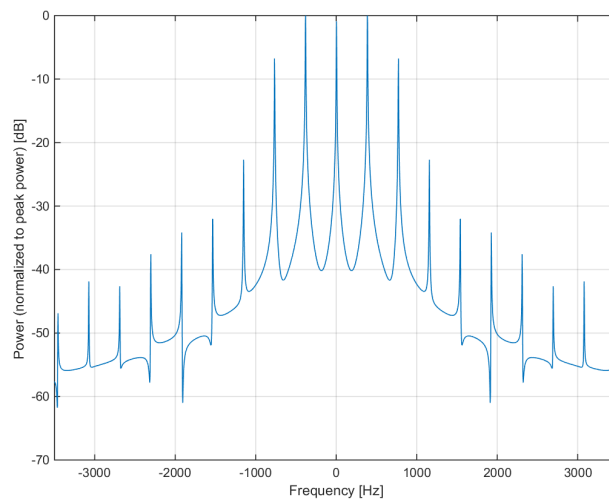
Name:	MITS (2pi Sinc, 2.6ms, 2.6ms)
Group:	MRI
UID:	10665-AAA
PAR: ¹	6.24 dB
MIF: ²	0.37 dB
Standard Reference:	SPEAG
Category:	Periodic pulsed modulation
Modulation:	AM
Frequency Band:	MRI 1.5T (59.0 - 69.0 MHz) MRI 3T (123.0 - 133.0 MHz) Validation band (0.0 - 6000.0 MHz)
Detailed Specification:	Calibration Sequence for Medical Implant Test System (MITS) Pulse Shape: Sinc +/- 2 Pi Repetition Rate: 385 Hz Duty Cycle: 100%
Bandwidth:	0.0 MHz
Integration Time:	2.6 ms

¹ PAR (0.1%) in accordance with FCC KDB 971168, Section 6.0 "Measurement of the Peak-to-Average Power Ratio (PAPR)"

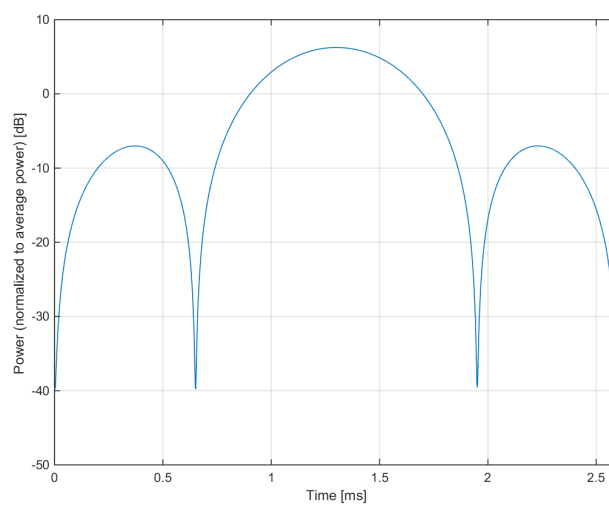
² Modulation Interference Factor (MIF) value valid only in conjunction with advanced probe response linearization calibration for the same communication system (same UID and version).



Complementary Cumulative Distribution Function (CCDF)



Frequency Domain



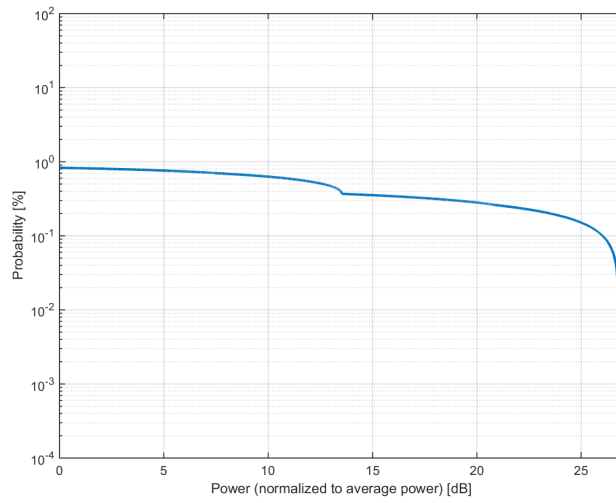
Time Domain

**Calibration Laboratory of
Schmid & Partner
Engineering AG**
Zeughausstrasse 43, 8004 Zurich, Switzerland

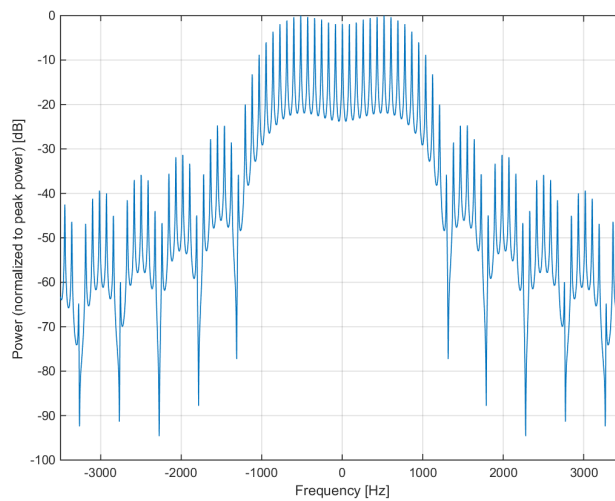
Name:	MIT5 (2pi Sinc, 2ms, 4370ms)
Group:	MRI
UID:	10666-AAA
PAR: ¹	26.02 dB
MIF: ²	11.61 dB
Standard Reference:	SPEAG
Category:	Periodic pulsed modulation
Modulation:	AM
Frequency Band:	MRI 1.5T (59.0 - 69.0 MHz) MRI 3T (123.0 - 133.0 MHz) Validation band (0.0 - 6000.0 MHz)
Detailed Specification:	Calibration Sequence for Medical Implant Test System (MITS) Fast Spin Echo (FSE) TR = 4370 ms Echo Time = 116 ms Echo Train Length = 19
Bandwidth:	0.0 MHz
Integration Time:	4370.0 ms

¹ PAR (0.1%) in accordance with FCC KDB 971168, Section 6.0 "Measurement of the Peak-to-Average Power Ratio (PAPR)"

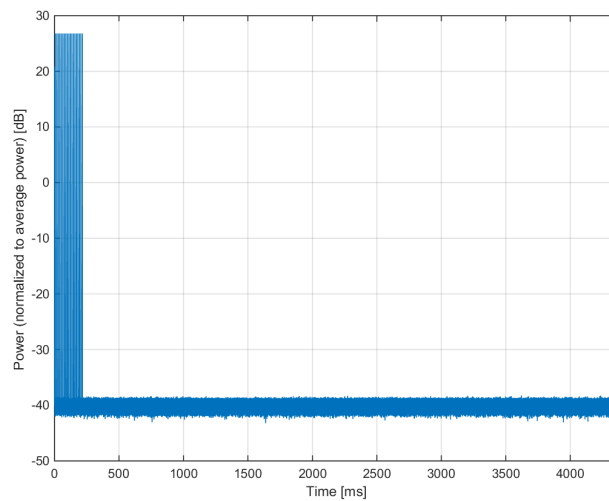
² Modulation Interference Factor (MIF) value valid only in conjunction with advanced probe response linearization calibration for the same communication system (same UID and version).



Complementary Cumulative Distribution Function (CCDF)



Frequency Domain



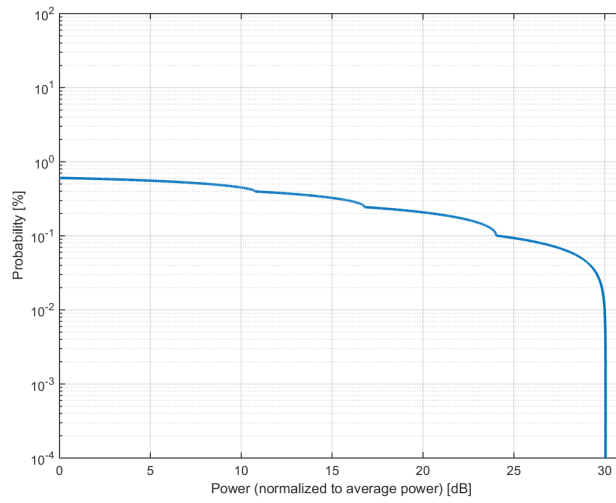
Time Domain

**Calibration Laboratory of
Schmid & Partner
Engineering AG**
Zeughausstrasse 43, 8004 Zurich, Switzerland

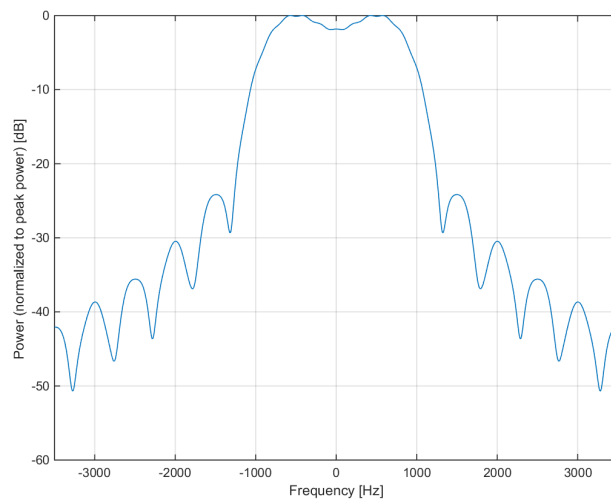
Name:	MIT5 (2pi Sinc, 2ms, 600ms)
Group:	MRI
UID:	10667-AAA
PAR: ¹	24.11 dB
MIF: ²	20.22 dB
Standard Reference:	SPEAG
Category:	Periodic pulsed modulation
Modulation:	AM
Frequency Band:	MRI 1.5T (59.0 - 69.0 MHz) MRI 3T (123.0 - 133.0 MHz) Validation band (0.0 - 6000.0 MHz)
Detailed Specification:	Calibration Sequence for Medical Implant Test System (MITS) T1 Spin Echo (T1-SE) TR = 600 ms Echo Time = 10 ms Echo Train Length = 1
Bandwidth:	0.0 MHz
Integration Time:	600.0 ms

¹ PAR (0.1%) in accordance with FCC KDB 971168, Section 6.0 "Measurement of the Peak-to-Average Power Ratio (PAPR)"

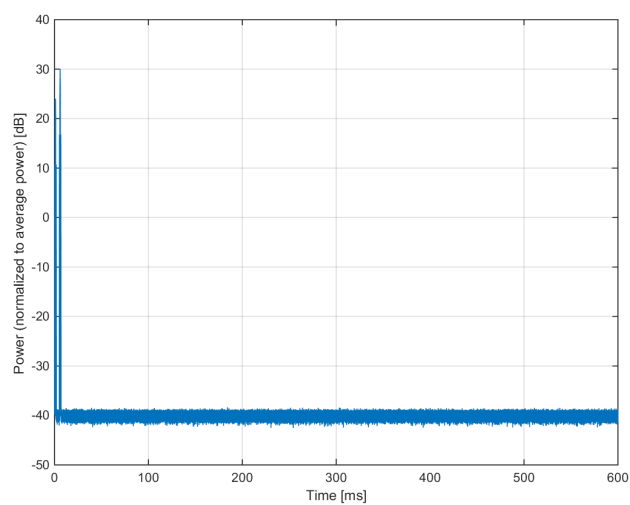
² Modulation Interference Factor (MIF) value valid only in conjunction with advanced probe response linearization calibration for the same communication system (same UID and version).



Complementary Cumulative Distribution Function (CCDF)



Frequency Domain



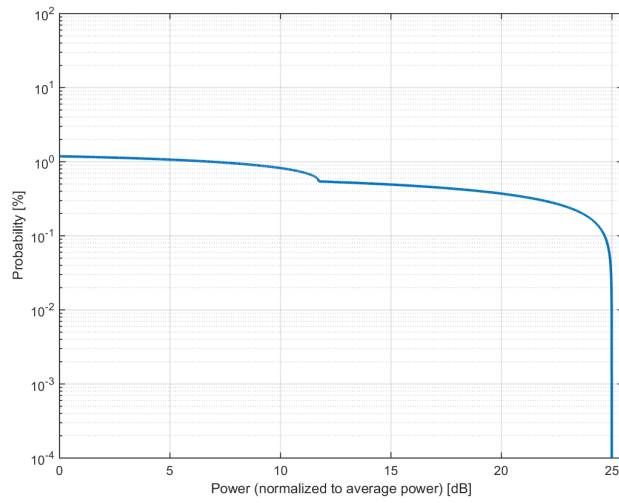
Time Domain

**Calibration Laboratory of
Schmid & Partner
Engineering AG**
Zeughausstrasse 43, 8004 Zurich, Switzerland

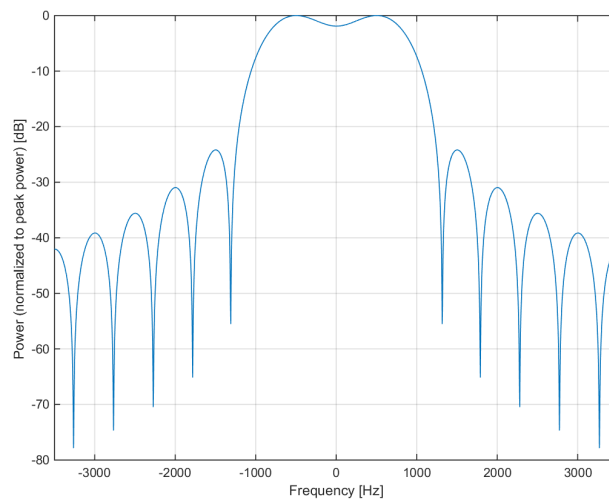
Name:	MITS (2pi Sinc, 2ms, 150ms)
Group:	MRI
UID:	10668-AAA
PAR: ¹	24.67 dB
MIF: ²	16.70 dB
Standard Reference:	SPEAG
Category:	Periodic pulsed modulation
Modulation:	AM
Frequency Band:	MRI 1.5T (59.0 - 69.0 MHz) MRI 3T (123.0 - 133.0 MHz) Validation band (0.0 - 6000.0 MHz)
Detailed Specification:	Calibration Sequence for Medical Implant Test System (MITS) Pulse Shape: Sinc +/- 2 Pi Repetition Rate: 6.67 Hz Duty Cycle: 1.33%
Bandwidth:	0.0 MHz
Integration Time:	150.0 ms

¹ PAR (0.1%) in accordance with FCC KDB 971168, Section 6.0 "Measurement of the Peak-to-Average Power Ratio (PAPR)"

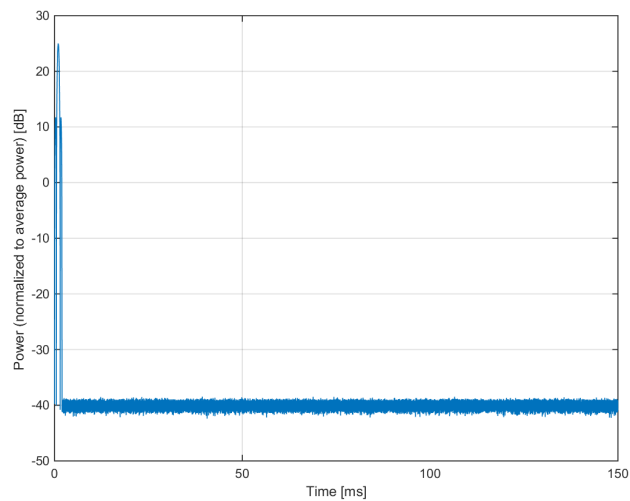
² Modulation Interference Factor (MIF) value valid only in conjunction with advanced probe response linearization calibration for the same communication system (same UID and version).



Complementary Cumulative Distribution Function (CCDF)



Frequency Domain



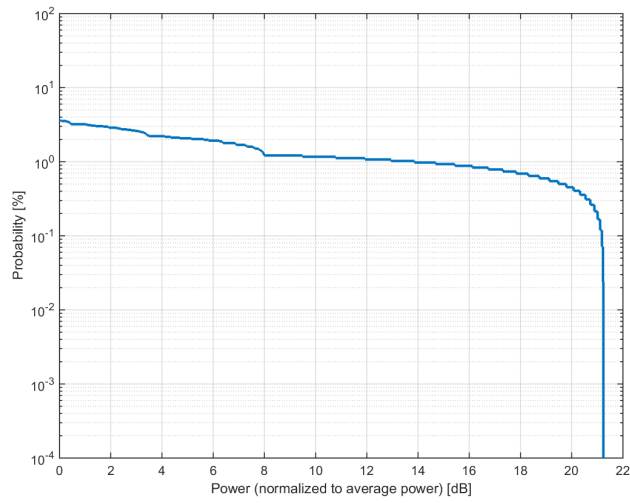
Time Domain

**Calibration Laboratory of
Schmid & Partner
Engineering AG**
Zeughausstrasse 43, 8004 Zurich, Switzerland

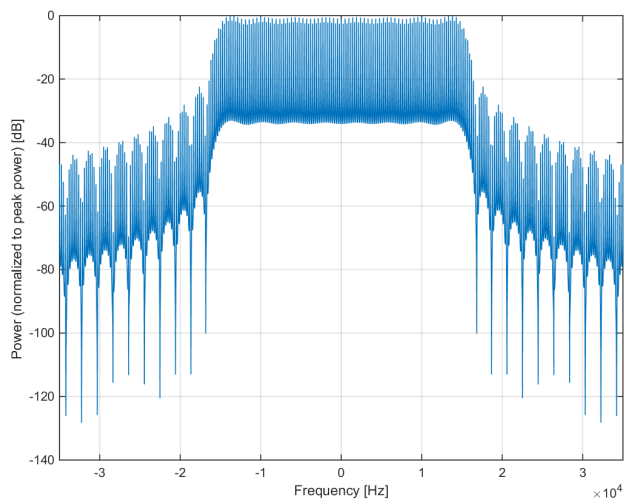
Name:	MIT5 (8pi Sinc, 0.512ms, 4.2ms)
Group:	MRI
UID:	10669-AAA
PAR: ¹	21.11 dB
MIF: ²	6.78 dB
Standard Reference:	SPEAG
Category:	Periodic pulsed modulation
Modulation:	AM
Frequency Band:	MRI 1.5T (59.0 - 69.0 MHz) MRI 3T (123.0 - 133.0 MHz) Validation band (0.0 - 6000.0 MHz)
Detailed Specification:	Calibration Sequence for Medical Implant Test System (MITS) Pulse Shape: Sinc +/- 8 Pi Repetition Rate: 238 Hz Duty Cycle: 8.2%
Bandwidth:	0.1 MHz
Integration Time:	4.2 ms

¹ PAR (0.1%) in accordance with FCC KDB 971168, Section 6.0 "Measurement of the Peak-to-Average Power Ratio (PAPR)"

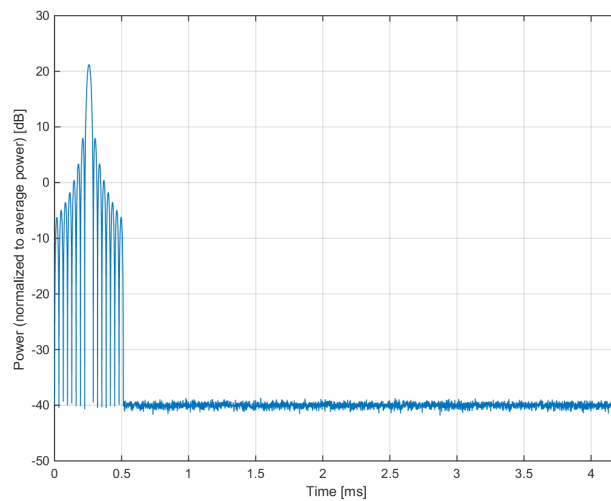
² Modulation Interference Factor (MIF) value valid only in conjunction with advanced probe response linearization calibration for the same communication system (same UID and version).



Complementary Cumulative Distribution Function (CCDF)



Frequency Domain



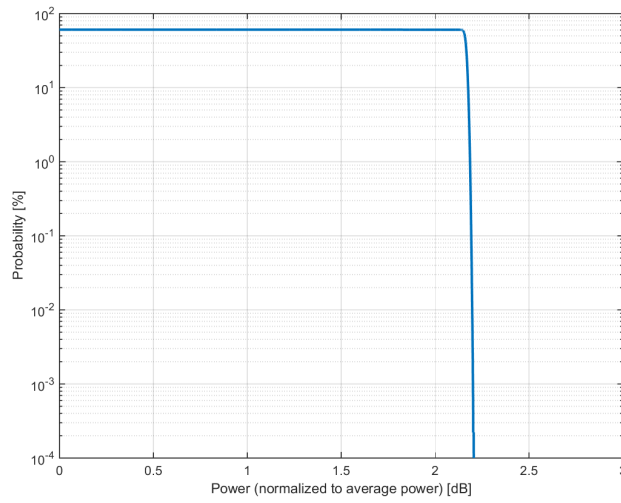
Time Domain

**Calibration Laboratory of
Schmid & Partner
Engineering AG**
Zeughausstrasse 43, 8004 Zurich, Switzerland

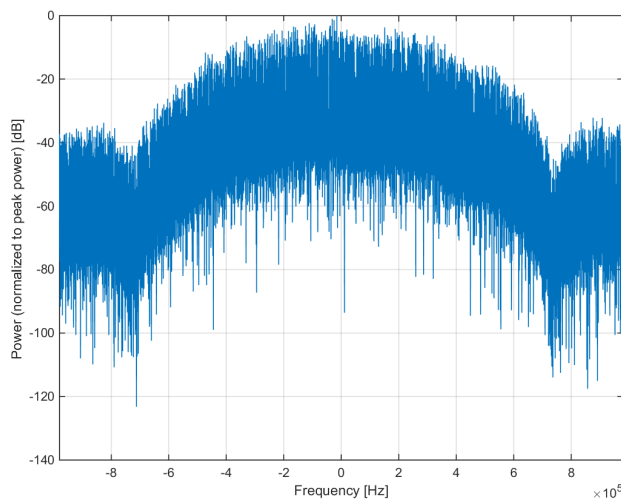
Name:	Bluetooth Low Energy
Group:	Bluetooth
UID:	10670-AAA
PAR: ¹	2.19 dB
MIF: ²	-1.94 dB
Standard Reference:	IEEE Standard 802.15.1
Category:	Periodic pulsed modulation
Modulation:	GFSK
Frequency Band:	ISM 2.4 GHz Band (2400.0 - 2483.5 MHz) Validation band (0.0 - 6000.0 MHz)
Detailed Specification:	Bluetooth Low Energy Mode: Data Packet Type: Test Packet
Bandwidth:	1.4 MHz
Integration Time:	90.0 ms

¹ PAR (0.1%) in accordance with FCC KDB 971168, Section 6.0 "Measurement of the Peak-to-Average Power Ratio (PAPR)"

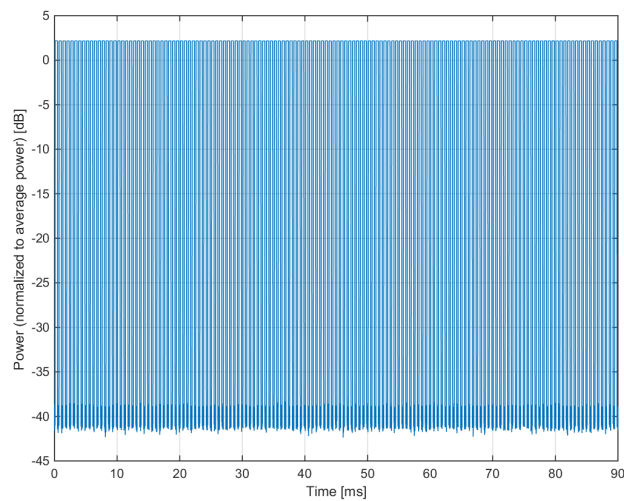
² Modulation Interference Factor (MIF) value valid only in conjunction with advanced probe response linearization calibration for the same communication system (same UID and version).



Complementary Cumulative Distribution Function (CCDF)



Frequency Domain



Time Domain

**Calibration Laboratory of
Schmid & Partner
Engineering AG**
Zeughausstrasse 43, 8004 Zurich, Switzerland

Name: **IEEE 802.11ax (20MHz, MCS0, 90pc duty cycle)**

Group: WLAN
UID: 10671-AAC

PAR: ¹ **9.09 dB**
MIF: ² **-5.58 dB**

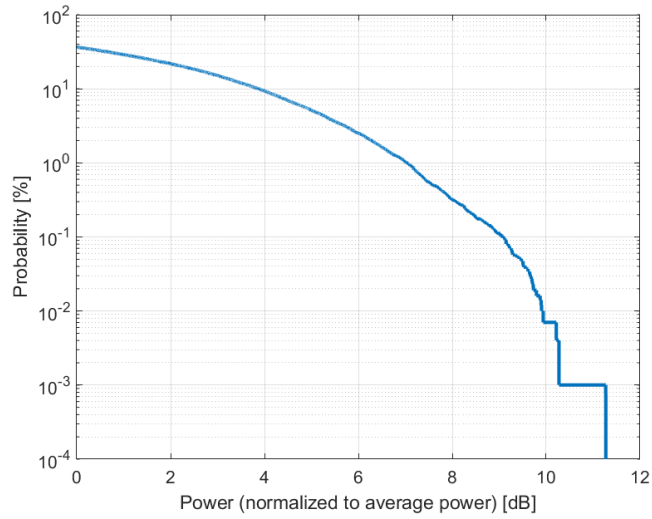
Standard Reference: SPEAG
Category: Random amplitude modulation
Modulation: BPSK
Frequency Band: WLAN 2.4GHz (2412.0 - 2484.0 MHz)
WLAN 5GHz (4915.0 - 5825.0 MHz)
U-NII-1, U-NII-2A (5170 - 5330 MHz)
U-NII-2C Standalone (5490 - 5710 MHz)
U-NII-2C <5.65 GHz (5490 - 5650 MHz)
U-NII-3 Standalone (5735 - 5835 MHz)
U-NII-2C, U-NII-3 (5650 - 5835 MHz)
U-NII-5 (5925 - 6425 MHz)
U-NII-6 (6425 - 6525 MHz)
U-NII-7 (6525 - 6875 MHz)
U-NII-8 (6875 - 7125 MHz)
U-NII-4 (5.825 - 5.925 MHz)
Validation band (0.0 - 6000.0 MHz)

Detailed Specification: Bandwidth: 20MHz
Duty Cycle: 90%
Number of spatial stream: 1

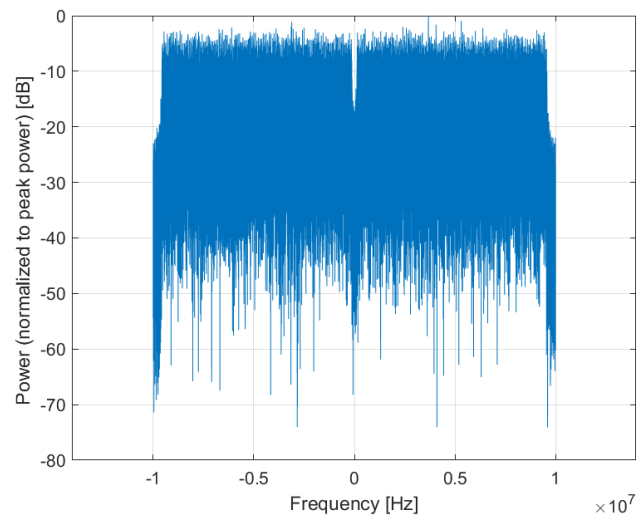
Bandwidth: 20.0 MHz
Integration Time: 5.0 ms

¹ PAR (0.1%) in accordance with FCC KDB 971168, Section 6.0 "Measurement of the Peak-to-Average Power Ratio (PAPR)"

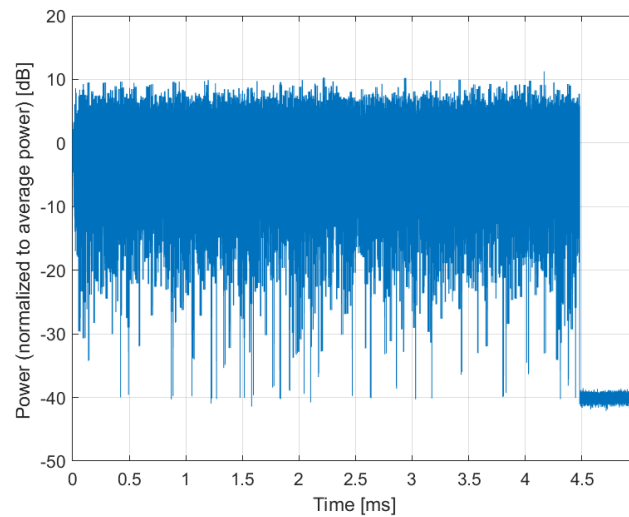
² Modulation Interference Factor (MIF) value valid only in conjunction with advanced probe response linearization calibration for the same communication system (same UID and version).



Complementary Cumulative Distribution Function (CCDF)



Frequency Domain



Time Domain

**Calibration Laboratory of
Schmid & Partner
Engineering AG**
Zeughausstrasse 43, 8004 Zurich, Switzerland

Name: **IEEE 802.11ax (20MHz, MCS1, 90pc duty cycle)**

Group: WLAN
UID: 10672-AAC

PAR: ¹ **8.57 dB**
MIF: ² **-5.66 dB**

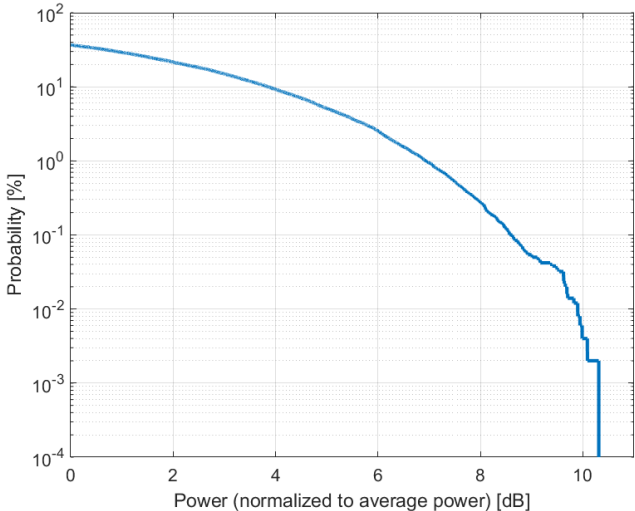
Standard Reference: SPEAG
Category: Random amplitude modulation
Modulation: QPSK
Frequency Band: WLAN 2.4GHz (2412.0 - 2484.0 MHz)
WLAN 5GHz (4915.0 - 5825.0 MHz)
U-NII-1, U-NII-2A (5170 - 5330 MHz)
U-NII-2C Standalone (5490 - 5710 MHz)
U-NII-2C <5.65 GHz (5490 - 5650 MHz)
U-NII-3 Standalone (5735 - 5835 MHz)
U-NII-2C, U-NII-3 (5650 - 5835 MHz)
U-NII-5 (5925 - 6425 MHz)
U-NII-6 (6425 - 6525 MHz)
U-NII-7 (6525 - 6875 MHz)
U-NII-8 (6875 - 7125 MHz)
U-NII-4 (5.825 - 5.925 MHz)
Validation band (0.0 - 6000.0 MHz)

Detailed Specification: Bandwidth: 20MHz
Duty Cycle: 90%
Number of spatial stream: 1

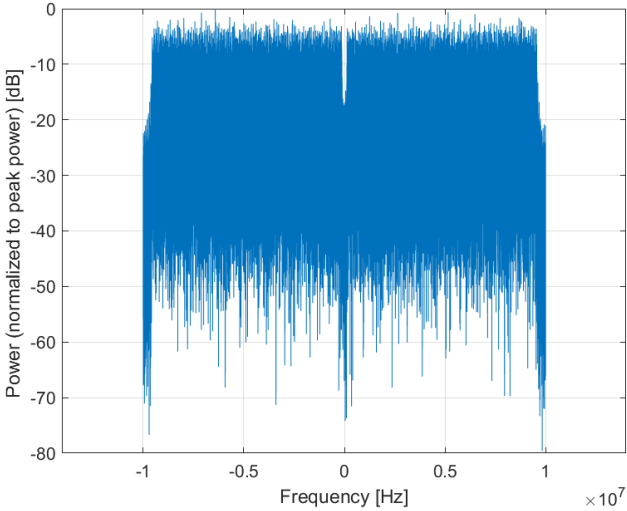
Bandwidth: 20.0 MHz
Integration Time: 2.5 ms

¹ PAR (0.1%) in accordance with FCC KDB 971168, Section 6.0 "Measurement of the Peak-to-Average Power Ratio (PAPR)"

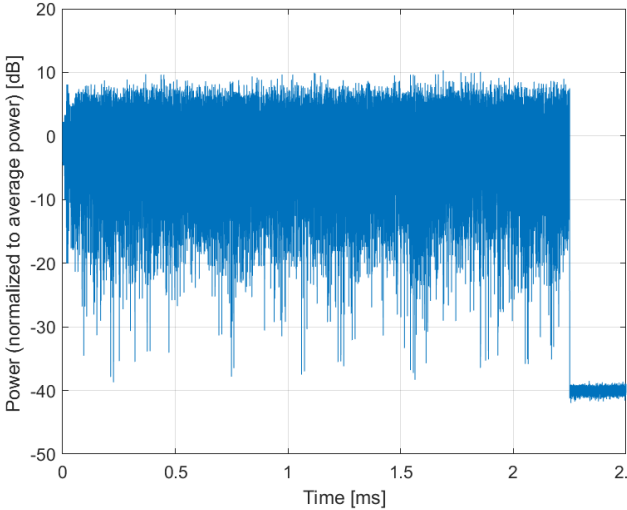
² Modulation Interference Factor (MIF) value valid only in conjunction with advanced probe response linearization calibration for the same communication system (same UID and version).



Complementary Cumulative Distribution Function (CCDF)



Frequency Domain



Time Domain

**Calibration Laboratory of
Schmid & Partner
Engineering AG**
Zeughausstrasse 43, 8004 Zurich, Switzerland

Name: **IEEE 802.11ax (20MHz, MCS2, 90pc duty cycle)**

Group: WLAN
UID: 10673-AAC

PAR: ¹ **8.78 dB**
MIF: ² **-5.81 dB**

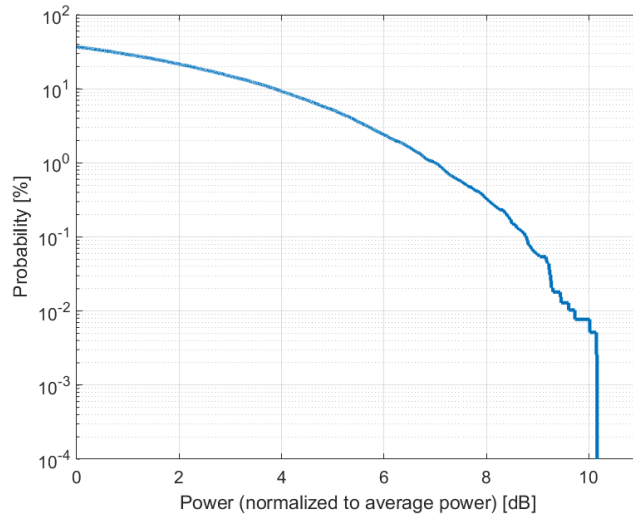
Standard Reference: SPEAG
Category: Random amplitude modulation
Modulation: QPSK
Frequency Band: WLAN 2.4GHz (2412.0 - 2484.0 MHz)
WLAN 5GHz (4915.0 - 5825.0 MHz)
U-NII-1, U-NII-2A (5170 - 5330 MHz)
U-NII-2C Standalone (5490 - 5710 MHz)
U-NII-2C <5.65 GHz (5490 - 5650 MHz)
U-NII-3 Standalone (5735 - 5835 MHz)
U-NII-2C, U-NII-3 (5650 - 5835 MHz)
U-NII-5 (5925 - 6425 MHz)
U-NII-6 (6425 - 6525 MHz)
U-NII-7 (6525 - 6875 MHz)
U-NII-8 (6875 - 7125 MHz)
U-NII-4 (5.825 - 5.925 MHz)
Validation band (0.0 - 6000.0 MHz)

Detailed Specification: Bandwidth: 20MHz
Duty Cycle: 90%
Number of spatial stream: 1

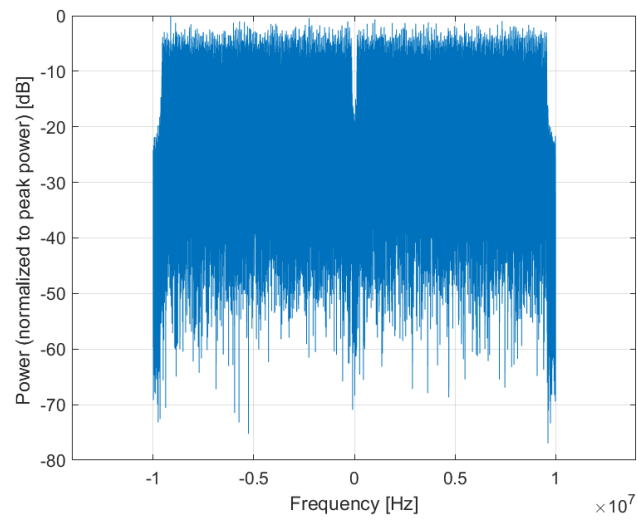
Bandwidth: 20.0 MHz
Integration Time: 1.9 ms

¹ PAR (0.1%) in accordance with FCC KDB 971168, Section 6.0 "Measurement of the Peak-to-Average Power Ratio (PAPR)"

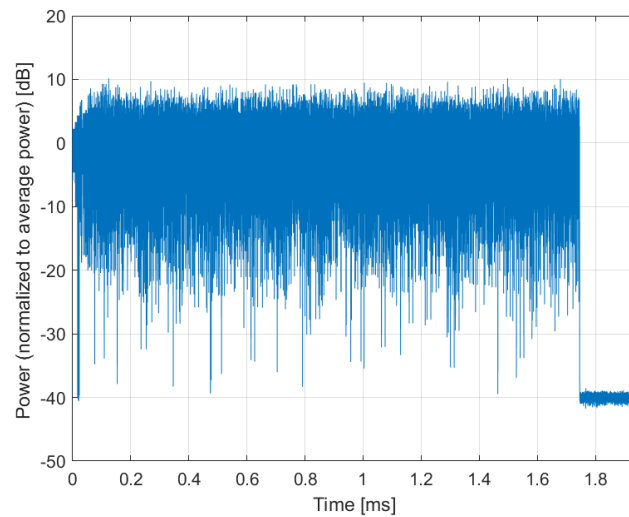
² Modulation Interference Factor (MIF) value valid only in conjunction with advanced probe response linearization calibration for the same communication system (same UID and version).



Complementary Cumulative Distribution Function (CCDF)



Frequency Domain



Time Domain

**Calibration Laboratory of
Schmid & Partner
Engineering AG**
Zeughausstrasse 43, 8004 Zurich, Switzerland

Name: **IEEE 802.11ax (20MHz, MCS3, 90pc duty cycle)**

Group: WLAN
UID: 10674-AAC

PAR: ¹ **8.74 dB**
MIF: ² **-5.96 dB**

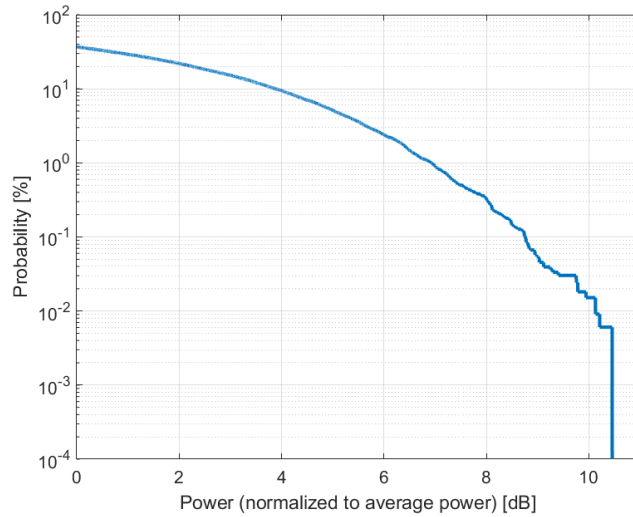
Standard Reference: SPEAG
Category: Random amplitude modulation
Modulation: 16-QAM
Frequency Band: WLAN 2.4GHz (2412.0 - 2484.0 MHz)
WLAN 5GHz (4915.0 - 5825.0 MHz)
U-NII-1, U-NII-2A (5170 - 5330 MHz)
U-NII-2C Standalone (5490 - 5710 MHz)
U-NII-2C <5.65 GHz (5490 - 5650 MHz)
U-NII-3 Standalone (5735 - 5835 MHz)
U-NII-2C, U-NII-3 (5650 - 5835 MHz)
U-NII-5 (5925 - 6425 MHz)
U-NII-6 (6425 - 6525 MHz)
U-NII-7 (6525 - 6875 MHz)
U-NII-8 (6875 - 7125 MHz)
U-NII-4 (5.825 - 5.925 MHz)
Validation band (0.0 - 6000.0 MHz)

Detailed Specification: Bandwidth: 20MHz
Duty Cycle: 90%
Number of spatial stream: 1

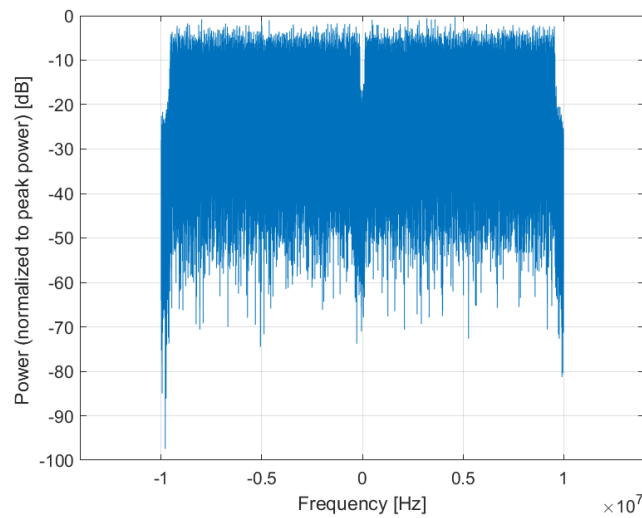
Bandwidth: 20.0 MHz
Integration Time: 1.7 ms

¹ PAR (0.1%) in accordance with FCC KDB 971168, Section 6.0 "Measurement of the Peak-to-Average Power Ratio (PAPR)"

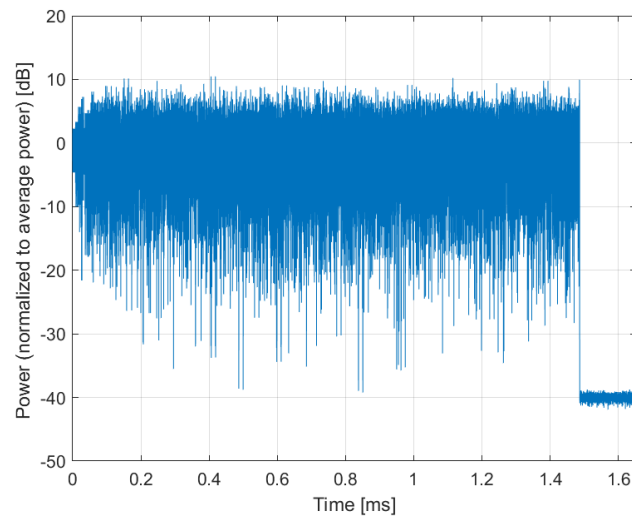
² Modulation Interference Factor (MIF) value valid only in conjunction with advanced probe response linearization calibration for the same communication system (same UID and version).



Complementary Cumulative Distribution Function (CCDF)



Frequency Domain



Time Domain

**Calibration Laboratory of
Schmid & Partner
Engineering AG**
Zeughausstrasse 43, 8004 Zurich, Switzerland

Name: **IEEE 802.11ax (20MHz, MCS4, 90pc duty cycle)**

Group: WLAN
UID: 10675-AAC

PAR:¹ **8.90 dB**
MIF:² **-5.78 dB**

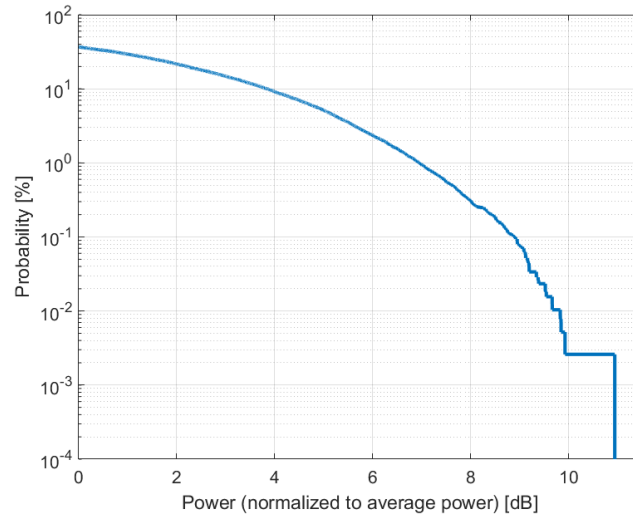
Standard Reference: SPEAG
Category: Random amplitude modulation
Modulation: 16-QAM
Frequency Band: WLAN 2.4GHz (2412.0 - 2484.0 MHz)
WLAN 5GHz (4915.0 - 5825.0 MHz)
U-NII-1, U-NII-2A (5170 - 5330 MHz)
U-NII-2C Standalone (5490 - 5710 MHz)
U-NII-2C <5.65 GHz (5490 - 5650 MHz)
U-NII-3 Standalone (5735 - 5835 MHz)
U-NII-2C, U-NII-3 (5650 - 5835 MHz)
U-NII-5 (5925 - 6425 MHz)
U-NII-6 (6425 - 6525 MHz)
U-NII-7 (6525 - 6875 MHz)
U-NII-8 (6875 - 7125 MHz)
U-NII-4 (5.825 - 5.925 MHz)
Validation band (0.0 - 6000.0 MHz)

Detailed Specification: Bandwidth: 20MHz
Duty Cycle: 90%
Number of spatial stream: 1

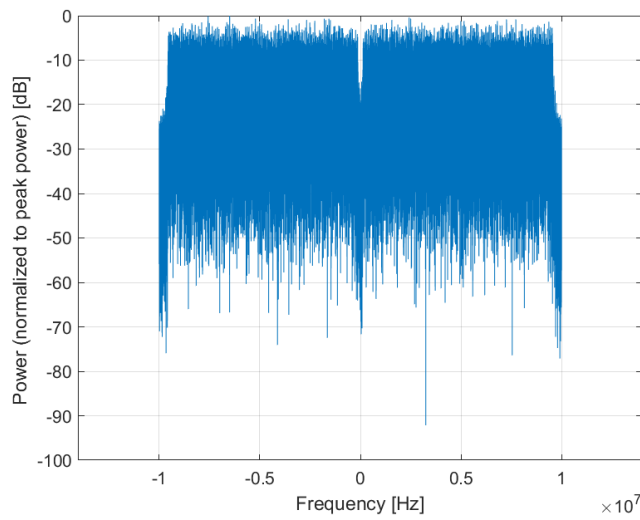
Bandwidth: 20.0 MHz
Integration Time: 1.9 ms

¹ PAR (0.1%) in accordance with FCC KDB 971168, Section 6.0 "Measurement of the Peak-to-Average Power Ratio (PAPR)"

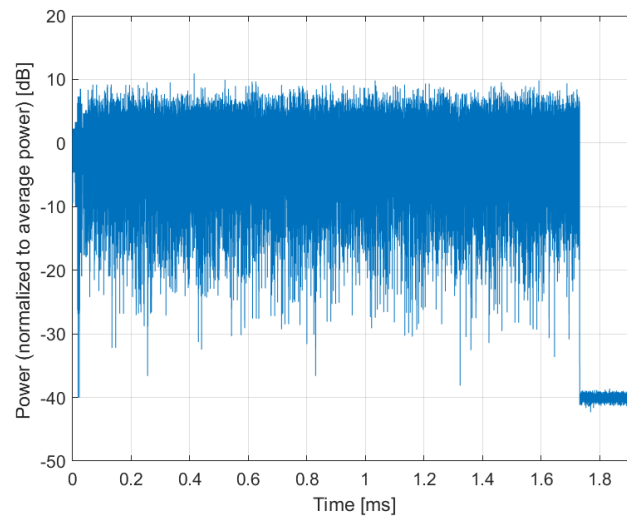
² Modulation Interference Factor (MIF) value valid only in conjunction with advanced probe response linearization calibration for the same communication system (same UID and version).



Complementary Cumulative Distribution Function (CCDF)



Frequency Domain



Time Domain

**Calibration Laboratory of
Schmid & Partner
Engineering AG**
Zeughausstrasse 43, 8004 Zurich, Switzerland

Name: **IEEE 802.11ax (20MHz, MCS5, 90pc duty cycle)**

Group: WLAN
UID: 10676-AAC

PAR: ¹ **8.77 dB**
MIF: ² **-5.82 dB**

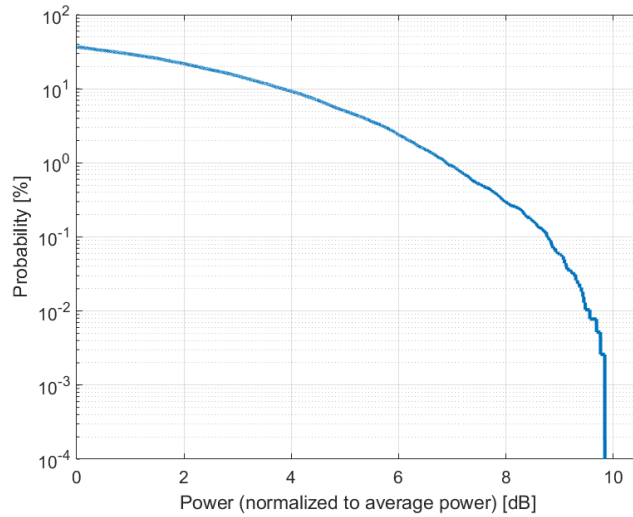
Standard Reference: SPEAG
Category: Random amplitude modulation
Modulation: 64-QAM
Frequency Band: WLAN 2.4GHz (2412.0 - 2484.0 MHz)
WLAN 5GHz (4915.0 - 5825.0 MHz)
U-NII-1, U-NII-2A (5170 - 5330 MHz)
U-NII-2C Standalone (5490 - 5710 MHz)
U-NII-2C <5.65 GHz (5490 - 5650 MHz)
U-NII-3 Standalone (5735 - 5835 MHz)
U-NII-2C, U-NII-3 (5650 - 5835 MHz)
U-NII-5 (5925 - 6425 MHz)
U-NII-6 (6425 - 6525 MHz)
U-NII-7 (6525 - 6875 MHz)
U-NII-8 (6875 - 7125 MHz)
U-NII-4 (5.825 - 5.925 MHz)
Validation band (0.0 - 6000.0 MHz)

Detailed Specification: Bandwidth: 20MHz
Duty Cycle: 90%
Number of spatial stream: 1

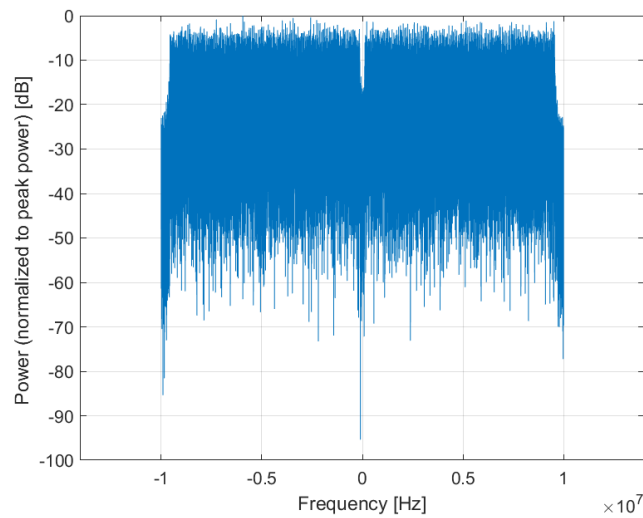
Bandwidth: 20.0 MHz
Integration Time: 1.9 ms

¹ PAR (0.1%) in accordance with FCC KDB 971168, Section 6.0 "Measurement of the Peak-to-Average Power Ratio (PAPR)"

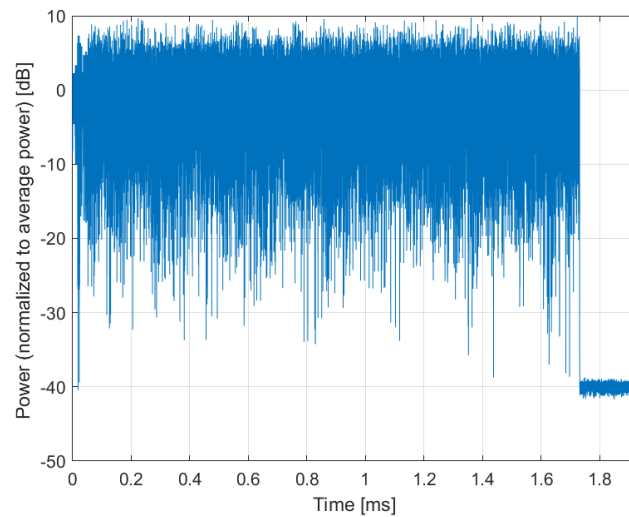
² Modulation Interference Factor (MIF) value valid only in conjunction with advanced probe response linearization calibration for the same communication system (same UID and version).



Complementary Cumulative Distribution Function (CCDF)



Frequency Domain



Time Domain

**Calibration Laboratory of
Schmid & Partner
Engineering AG**
Zeughausstrasse 43, 8004 Zurich, Switzerland

Name: **IEEE 802.11ax (20MHz, MCS6, 90pc duty cycle)**

Group: WLAN
UID: 10677-AAC

PAR: ¹ **8.73 dB**
MIF: ² **-5.69 dB**

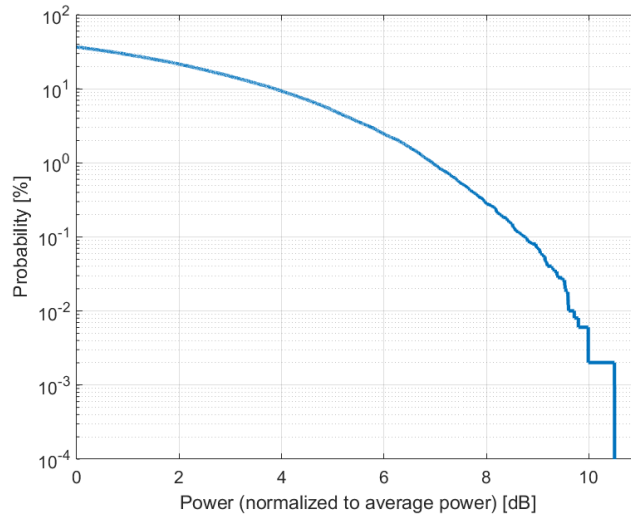
Standard Reference: SPEAG
Category: Random amplitude modulation
Modulation: 64-QAM
Frequency Band: WLAN 2.4GHz (2412.0 - 2484.0 MHz)
WLAN 5GHz (4915.0 - 5825.0 MHz)
U-NII-1, U-NII-2A (5170 - 5330 MHz)
U-NII-2C Standalone (5490 - 5710 MHz)
U-NII-2C <5.65 GHz (5490 - 5650 MHz)
U-NII-3 Standalone (5735 - 5835 MHz)
U-NII-2C, U-NII-3 (5650 - 5835 MHz)
U-NII-5 (5925 - 6425 MHz)
U-NII-6 (6425 - 6525 MHz)
U-NII-7 (6525 - 6875 MHz)
U-NII-8 (6875 - 7125 MHz)
U-NII-4 (5.825 - 5.925 MHz)
Validation band (0.0 - 6000.0 MHz)

Detailed Specification: Bandwidth: 20MHz
Duty Cycle: 90%
Number of spatial stream: 1

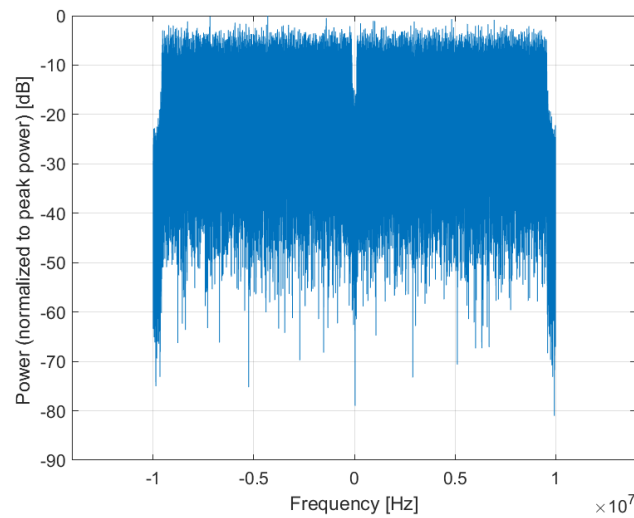
Bandwidth: 20.0 MHz
Integration Time: 2.5 ms

¹ PAR (0.1%) in accordance with FCC KDB 971168, Section 6.0 "Measurement of the Peak-to-Average Power Ratio (PAPR)"

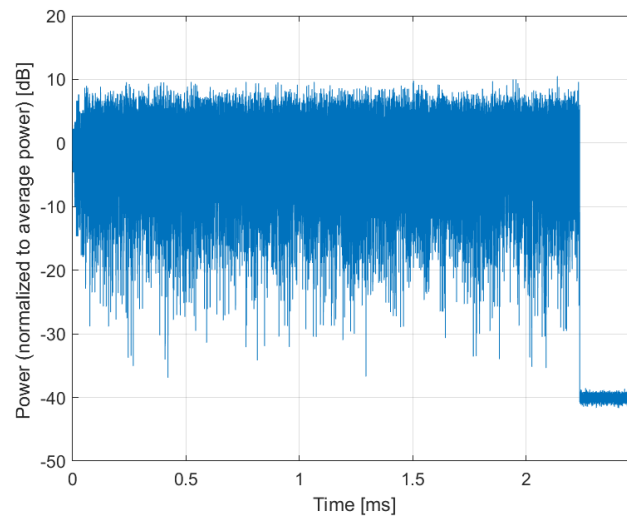
² Modulation Interference Factor (MIF) value valid only in conjunction with advanced probe response linearization calibration for the same communication system (same UID and version).



Complementary Cumulative Distribution Function (CCDF)



Frequency Domain



Time Domain

**Calibration Laboratory of
Schmid & Partner
Engineering AG**
Zeughausstrasse 43, 8004 Zurich, Switzerland

Name: **IEEE 802.11ax (20MHz, MCS7, 90pc duty cycle)**

Group: WLAN
UID: 10678-AAC

PAR: ¹ **8.78 dB**
MIF: ² **-5.65 dB**

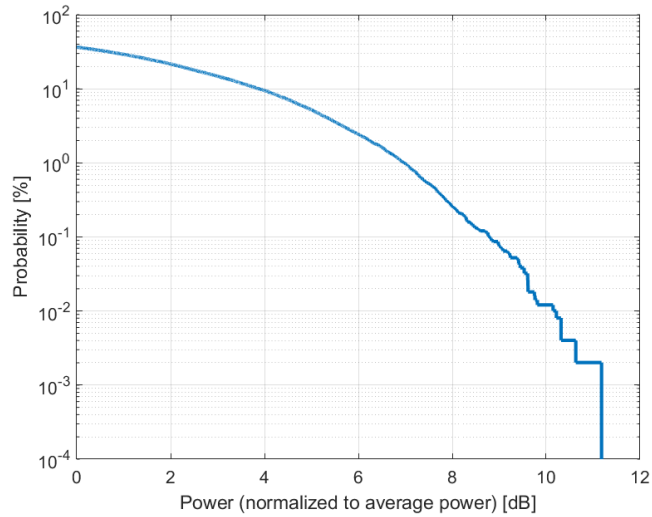
Standard Reference: SPEAG
Category: Random amplitude modulation
Modulation: 64-QAM
Frequency Band: WLAN 2.4GHz (2412.0 - 2484.0 MHz)
WLAN 5GHz (4915.0 - 5825.0 MHz)
U-NII-1, U-NII-2A (5170 - 5330 MHz)
U-NII-2C Standalone (5490 - 5710 MHz)
U-NII-2C <5.65 GHz (5490 - 5650 MHz)
U-NII-3 Standalone (5735 - 5835 MHz)
U-NII-2C, U-NII-3 (5650 - 5835 MHz)
U-NII-5 (5925 - 6425 MHz)
U-NII-6 (6425 - 6525 MHz)
U-NII-7 (6525 - 6875 MHz)
U-NII-8 (6875 - 7125 MHz)
U-NII-4 (5.825 - 5.925 MHz)
Validation band (0.0 - 6000.0 MHz)

Detailed Specification: Bandwidth: 20MHz
Duty Cycle: 90%
Number of spatial stream: 1

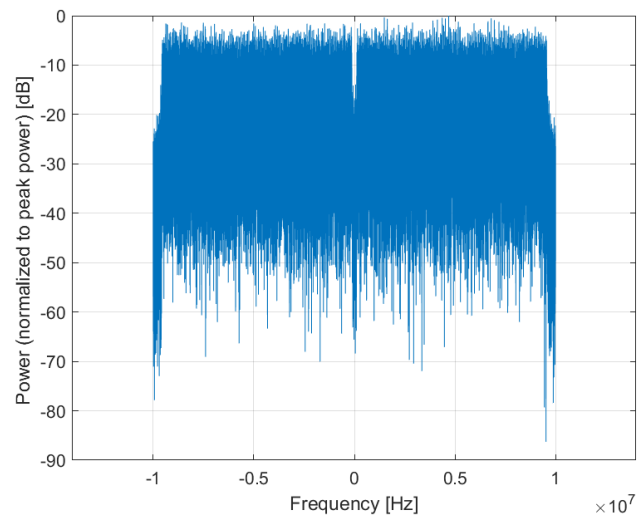
Bandwidth: 20.0 MHz
Integration Time: 2.5 ms

¹ PAR (0.1%) in accordance with FCC KDB 971168, Section 6.0 "Measurement of the Peak-to-Average Power Ratio (PAPR)"

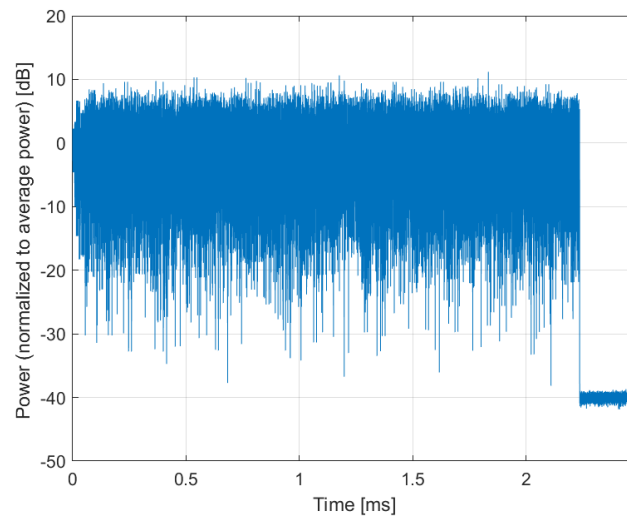
² Modulation Interference Factor (MIF) value valid only in conjunction with advanced probe response linearization calibration for the same communication system (same UID and version).



Complementary Cumulative Distribution Function (CCDF)



Frequency Domain



Time Domain

**Calibration Laboratory of
Schmid & Partner
Engineering AG**
Zeughausstrasse 43, 8004 Zurich, Switzerland

Name: **IEEE 802.11ax (20MHz, MCS8, 90pc duty cycle)**

Group: WLAN
UID: 10679-AAC

PAR: ¹ **8.89 dB**
MIF: ² **-5.71 dB**

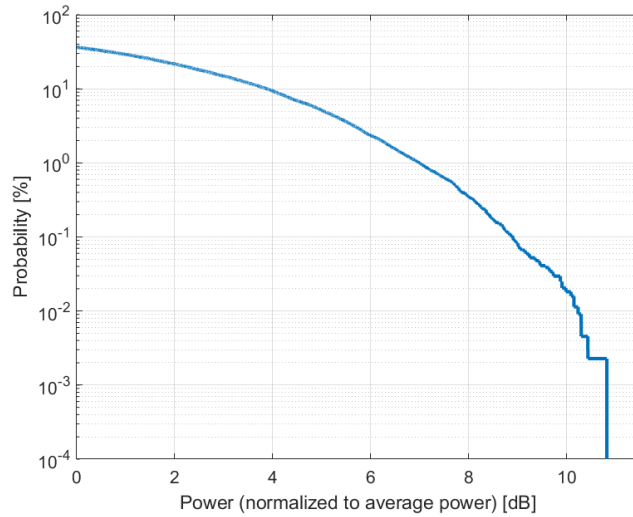
Standard Reference: SPEAG
Category: Random amplitude modulation
Modulation: 256-QAM
Frequency Band: WLAN 2.4GHz (2412.0 - 2484.0 MHz)
WLAN 5GHz (4915.0 - 5825.0 MHz)
U-NII-1, U-NII-2A (5170 - 5330 MHz)
U-NII-2C Standalone (5490 - 5710 MHz)
U-NII-2C <5.65 GHz (5490 - 5650 MHz)
U-NII-3 Standalone (5735 - 5835 MHz)
U-NII-2C, U-NII-3 (5650 - 5835 MHz)
U-NII-5 (5925 - 6425 MHz)
U-NII-6 (6425 - 6525 MHz)
U-NII-7 (6525 - 6875 MHz)
U-NII-8 (6875 - 7125 MHz)
U-NII-4 (5.825 - 5.925 MHz)
Validation band (0.0 - 6000.0 MHz)

Detailed Specification: Bandwidth: 20MHz
Duty Cycle: 90%
Number of spatial stream: 1

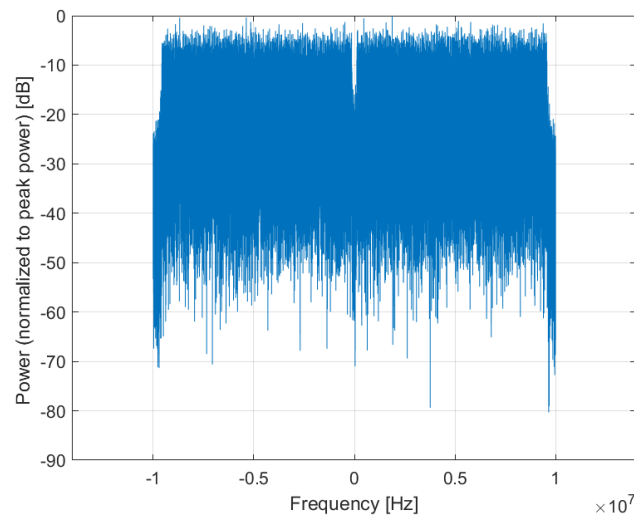
Bandwidth: 20.0 MHz
Integration Time: 2.2 ms

¹ PAR (0.1%) in accordance with FCC KDB 971168, Section 6.0 "Measurement of the Peak-to-Average Power Ratio (PAPR)"

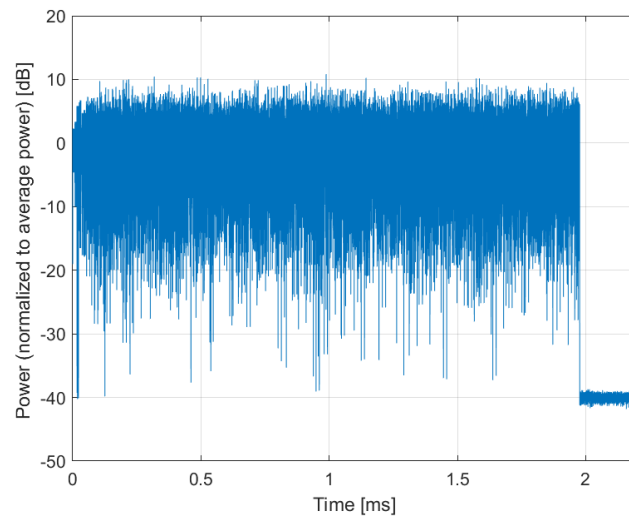
² Modulation Interference Factor (MIF) value valid only in conjunction with advanced probe response linearization calibration for the same communication system (same UID and version).



Complementary Cumulative Distribution Function (CCDF)



Frequency Domain



Time Domain

**Calibration Laboratory of
Schmid & Partner
Engineering AG**
Zeughausstrasse 43, 8004 Zurich, Switzerland

Name: **IEEE 802.11ax (20MHz, MCS9, 90pc duty cycle)**

Group: WLAN
UID: 10680-AAC

PAR: ¹ **8.80 dB**
MIF: ² **-5.73 dB**

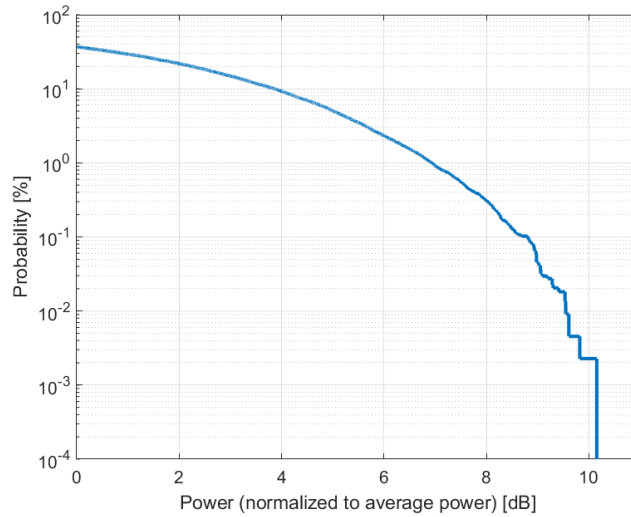
Standard Reference: SPEAG
Category: Random amplitude modulation
Modulation: 256-QAM
Frequency Band: WLAN 2.4GHz (2412.0 - 2484.0 MHz)
WLAN 5GHz (4915.0 - 5825.0 MHz)
U-NII-1, U-NII-2A (5170 - 5330 MHz)
U-NII-2C Standalone (5490 - 5710 MHz)
U-NII-2C <5.65 GHz (5490 - 5650 MHz)
U-NII-3 Standalone (5735 - 5835 MHz)
U-NII-2C, U-NII-3 (5650 - 5835 MHz)
U-NII-5 (5925 - 6425 MHz)
U-NII-6 (6425 - 6525 MHz)
U-NII-7 (6525 - 6875 MHz)
U-NII-8 (6875 - 7125 MHz)
U-NII-4 (5.825 - 5.925 MHz)
Validation band (0.0 - 6000.0 MHz)

Detailed Specification: Bandwidth: 20MHz
Duty Cycle: 90%
Number of spatial stream: 1

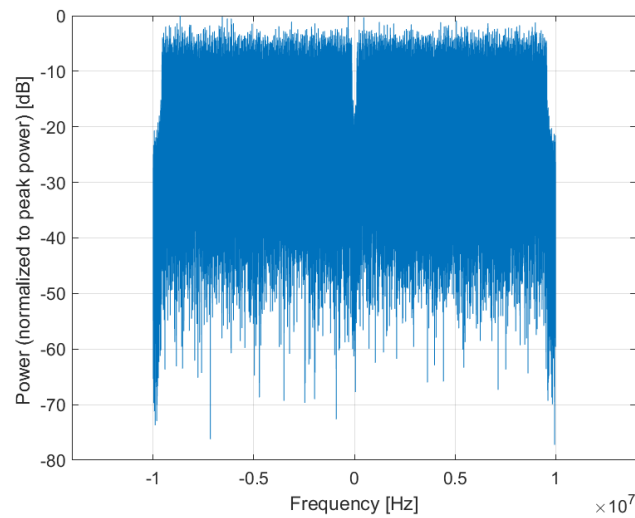
Bandwidth: 20.0 MHz
Integration Time: 2.2 ms

¹ PAR (0.1%) in accordance with FCC KDB 971168, Section 6.0 "Measurement of the Peak-to-Average Power Ratio (PAPR)"

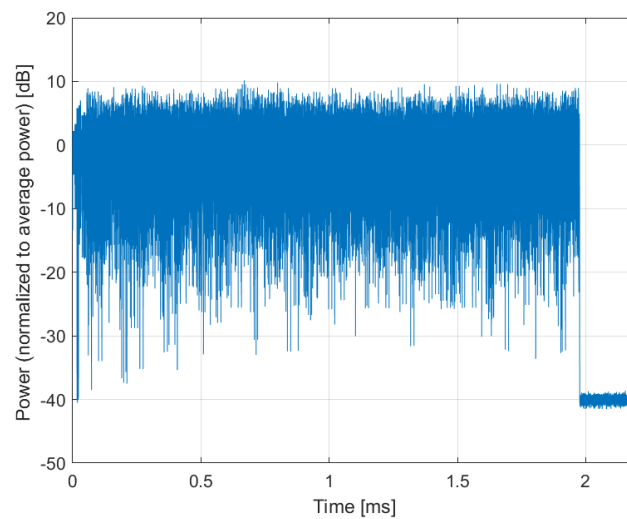
² Modulation Interference Factor (MIF) value valid only in conjunction with advanced probe response linearization calibration for the same communication system (same UID and version).



Complementary Cumulative Distribution Function (CCDF)



Frequency Domain



Time Domain

**Calibration Laboratory of
Schmid & Partner
Engineering AG**
Zeughausstrasse 43, 8004 Zurich, Switzerland

Name: **IEEE 802.11ax (20MHz, MCS10, 90pc duty cycle)**

Group: WLAN
UID: 10681-AAC

PAR: ¹ **8.62 dB**
MIF: ² **-5.69 dB**

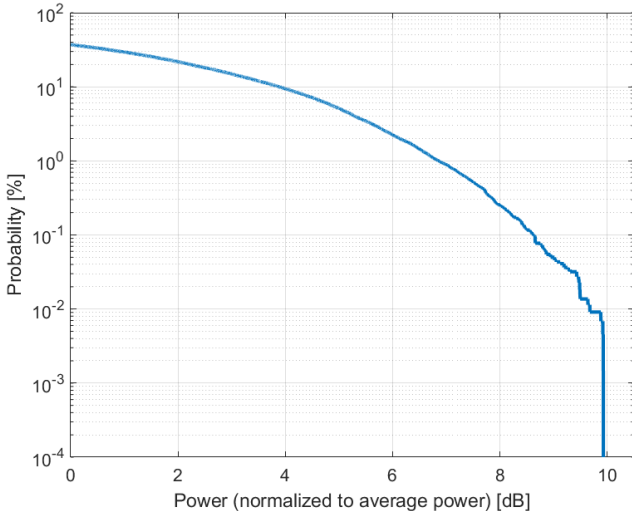
Standard Reference: SPEAG
Category: Random amplitude modulation
Modulation: 1024-QAM
Frequency Band: WLAN 2.4GHz (2412.0 - 2484.0 MHz)
WLAN 5GHz (4915.0 - 5825.0 MHz)
U-NII-1, U-NII-2A (5170 - 5330 MHz)
U-NII-2C Standalone (5490 - 5710 MHz)
U-NII-2C <5.65 GHz (5490 - 5650 MHz)
U-NII-3 Standalone (5735 - 5835 MHz)
U-NII-2C, U-NII-3 (5650 - 5835 MHz)
U-NII-5 (5925 - 6425 MHz)
U-NII-6 (6425 - 6525 MHz)
U-NII-7 (6525 - 6875 MHz)
U-NII-8 (6875 - 7125 MHz)
U-NII-4 (5.825 - 5.925 MHz)
Validation band (0.0 - 6000.0 MHz)

Detailed Specification: Bandwidth: 20MHz
Duty Cycle: 90%
Number of spatial stream: 1

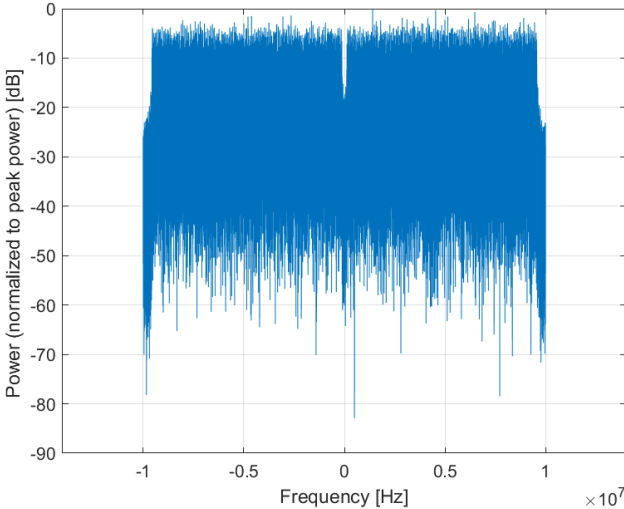
Bandwidth: 20.0 MHz
Integration Time: 2.2 ms

¹ PAR (0.1%) in accordance with FCC KDB 971168, Section 6.0 "Measurement of the Peak-to-Average Power Ratio (PAPR)"

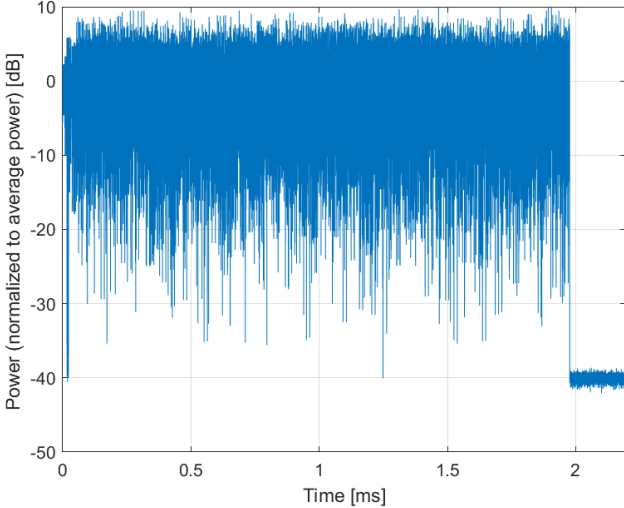
² Modulation Interference Factor (MIF) value valid only in conjunction with advanced probe response linearization calibration for the same communication system (same UID and version).



Complementary Cumulative Distribution Function (CCDF)



Frequency Domain



Time Domain

**Calibration Laboratory of
Schmid & Partner
Engineering AG**
Zeughausstrasse 43, 8004 Zurich, Switzerland

Name: **IEEE 802.11ax (20MHz, MCS11, 90pc duty cycle)**

Group: WLAN
UID: 10682-AAC

PAR: ¹ **8.83 dB**
MIF: ² **-5.72 dB**

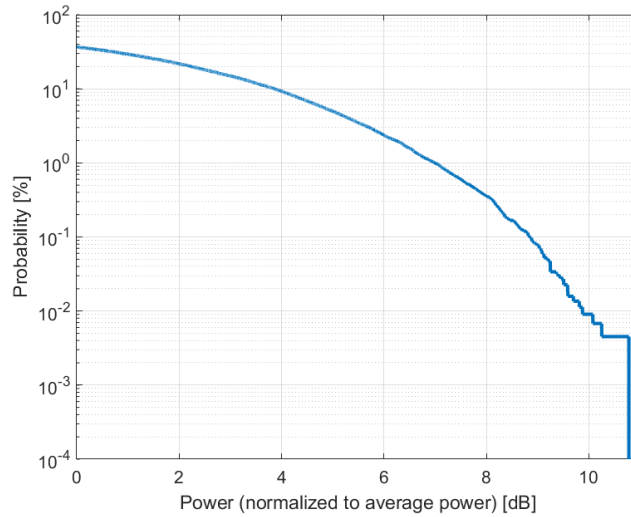
Standard Reference: SPEAG
Category: Random amplitude modulation
Modulation: 1024-QAM
Frequency Band: WLAN 2.4GHz (2412.0 - 2484.0 MHz)
WLAN 5GHz (4915.0 - 5825.0 MHz)
U-NII-1, U-NII-2A (5170 - 5330 MHz)
U-NII-2C Standalone (5490 - 5710 MHz)
U-NII-2C <5.65 GHz (5490 - 5650 MHz)
U-NII-3 Standalone (5735 - 5835 MHz)
U-NII-2C, U-NII-3 (5650 - 5835 MHz)
U-NII-5 (5925 - 6425 MHz)
U-NII-6 (6425 - 6525 MHz)
U-NII-7 (6525 - 6875 MHz)
U-NII-8 (6875 - 7125 MHz)
U-NII-4 (5.825 - 5.925 MHz)
Validation band (0.0 - 6000.0 MHz)

Detailed Specification: Bandwidth: 20MHz
Duty Cycle: 90%
Number of spatial stream: 1

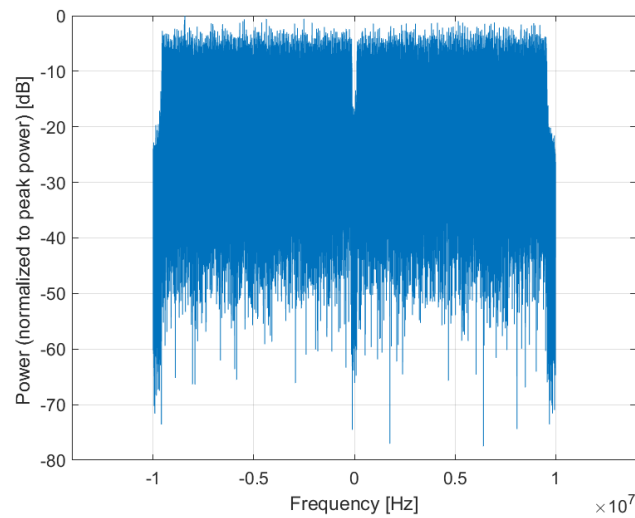
Bandwidth: 20.0 MHz
Integration Time: 2.2 ms

¹ PAR (0.1%) in accordance with FCC KDB 971168, Section 6.0 "Measurement of the Peak-to-Average Power Ratio (PAPR)"

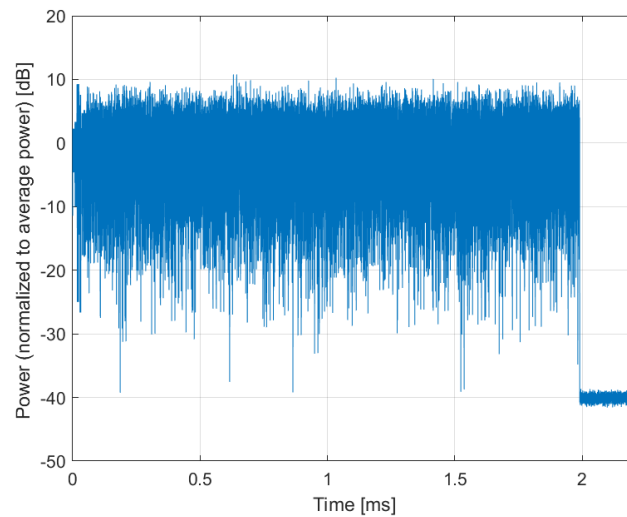
² Modulation Interference Factor (MIF) value valid only in conjunction with advanced probe response linearization calibration for the same communication system (same UID and version).



Complementary Cumulative Distribution Function (CCDF)



Frequency Domain



Time Domain

**Calibration Laboratory of
Schmid & Partner
Engineering AG**
Zeughausstrasse 43, 8004 Zurich, Switzerland

Name: **IEEE 802.11ax (20MHz, MCS0, 99pc duty cycle)**

Group: WLAN
UID: 10683-AAC

PAR: ¹ **8.42 dB**
MIF: ² **-20.98 dB**

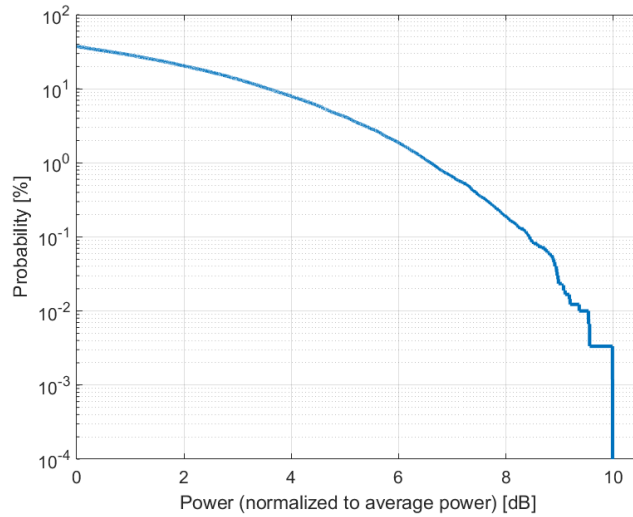
Standard Reference: SPEAG
Category: Random amplitude modulation
Modulation: BPSK
Frequency Band: WLAN 2.4GHz (2412.0 - 2484.0 MHz)
WLAN 5GHz (4915.0 - 5825.0 MHz)
U-NII-1, U-NII-2A (5170 - 5330 MHz)
U-NII-2C Standalone (5490 - 5710 MHz)
U-NII-2C <5.65 GHz (5490 - 5650 MHz)
U-NII-3 Standalone (5735 - 5835 MHz)
U-NII-2C, U-NII-3 (5650 - 5835 MHz)
U-NII-5 (5925 - 6425 MHz)
U-NII-6 (6425 - 6525 MHz)
U-NII-7 (6525 - 6875 MHz)
U-NII-8 (6875 - 7125 MHz)
U-NII-4 (5.825 - 5.925 MHz)
Validation band (0.0 - 6000.0 MHz)

Detailed Specification: Bandwidth: 20MHz
Duty Cycle: 99%
Number of spatial stream: 1

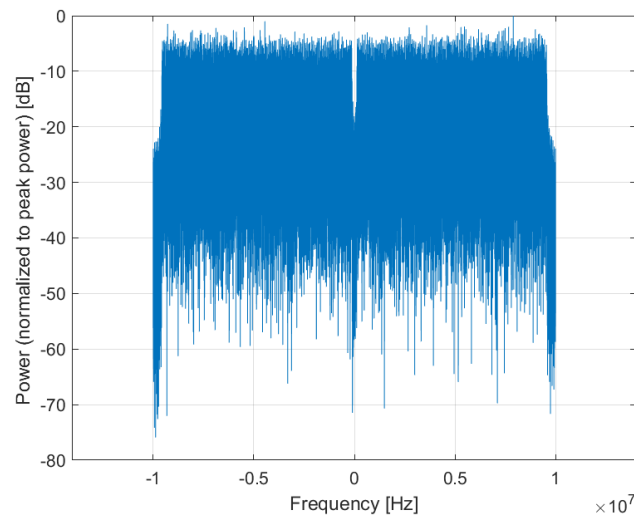
Bandwidth: 20.0 MHz
Integration Time: 4.5 ms

¹ PAR (0.1%) in accordance with FCC KDB 971168, Section 6.0 "Measurement of the Peak-to-Average Power Ratio (PAPR)"

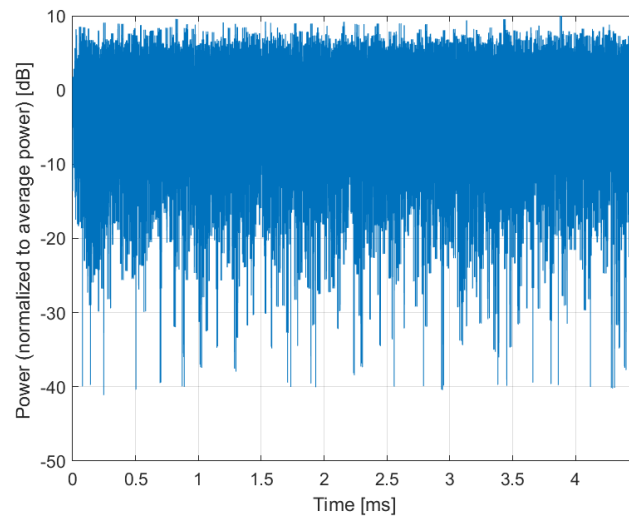
² Modulation Interference Factor (MIF) value valid only in conjunction with advanced probe response linearization calibration for the same communication system (same UID and version).



Complementary Cumulative Distribution Function (CCDF)



Frequency Domain



Time Domain

**Calibration Laboratory of
Schmid & Partner
Engineering AG**
Zeughausstrasse 43, 8004 Zurich, Switzerland

Name: **IEEE 802.11ax (20MHz, MCS1, 99pc duty cycle)**

Group: WLAN
UID: 10684-AAC

PAR: ¹ **8.26 dB**
MIF: ² **-20.26 dB**

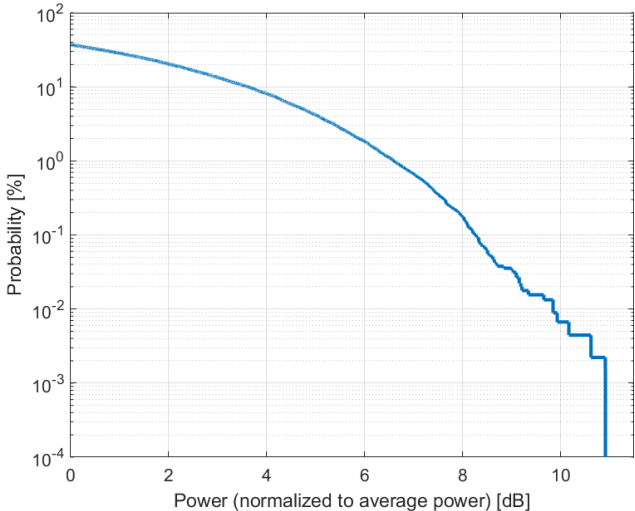
Standard Reference: SPEAG
Category: Random amplitude modulation
Modulation: QPSK
Frequency Band: WLAN 2.4GHz (2412.0 - 2484.0 MHz)
WLAN 5GHz (4915.0 - 5825.0 MHz)
U-NII-1, U-NII-2A (5170 - 5330 MHz)
U-NII-2C Standalone (5490 - 5710 MHz)
U-NII-2C <5.65 GHz (5490 - 5650 MHz)
U-NII-3 Standalone (5735 - 5835 MHz)
U-NII-2C, U-NII-3 (5650 - 5835 MHz)
U-NII-5 (5925 - 6425 MHz)
U-NII-6 (6425 - 6525 MHz)
U-NII-7 (6525 - 6875 MHz)
U-NII-8 (6875 - 7125 MHz)
U-NII-4 (5.825 - 5.925 MHz)
Validation band (0.0 - 6000.0 MHz)

Detailed Specification: Bandwidth: 20MHz
Duty Cycle: 99%
Number of spatial stream: 1

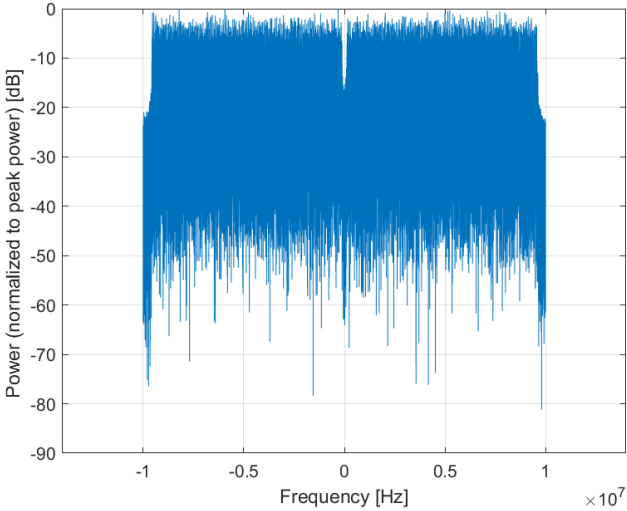
Bandwidth: 20.0 MHz
Integration Time: 2.2 ms

¹ PAR (0.1%) in accordance with FCC KDB 971168, Section 6.0 "Measurement of the Peak-to-Average Power Ratio (PAPR)"

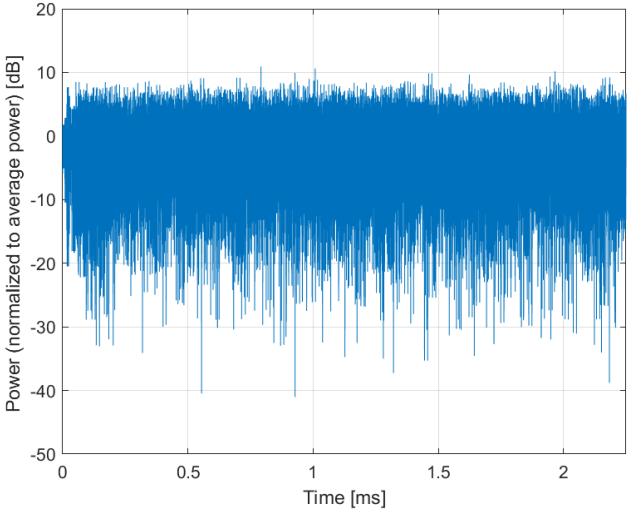
² Modulation Interference Factor (MIF) value valid only in conjunction with advanced probe response linearization calibration for the same communication system (same UID and version).



Complementary Cumulative Distribution Function (CCDF)



Frequency Domain



Time Domain

**Calibration Laboratory of
Schmid & Partner
Engineering AG**
Zeughausstrasse 43, 8004 Zurich, Switzerland

Name: **IEEE 802.11ax (20MHz, MCS2, 99pc duty cycle)**

Group: WLAN
UID: 10685-AAC

PAR: ¹ **8.33 dB**
MIF: ² **-20.96 dB**

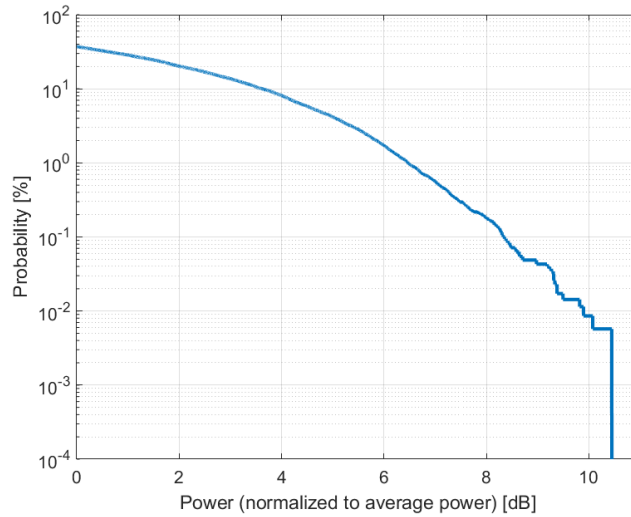
Standard Reference: SPEAG
Category: Random amplitude modulation
Modulation: QPSK
Frequency Band: WLAN 2.4GHz (2412.0 - 2484.0 MHz)
WLAN 5GHz (4915.0 - 5825.0 MHz)
U-NII-1, U-NII-2A (5170 - 5330 MHz)
U-NII-2C Standalone (5490 - 5710 MHz)
U-NII-2C <5.65 GHz (5490 - 5650 MHz)
U-NII-3 Standalone (5735 - 5835 MHz)
U-NII-2C, U-NII-3 (5650 - 5835 MHz)
U-NII-5 (5925 - 6425 MHz)
U-NII-6 (6425 - 6525 MHz)
U-NII-7 (6525 - 6875 MHz)
U-NII-8 (6875 - 7125 MHz)
U-NII-4 (5.825 - 5.925 MHz)
Validation band (0.0 - 6000.0 MHz)

Detailed Specification: Bandwidth: 20MHz
Duty Cycle: 99%
Number of spatial stream: 1

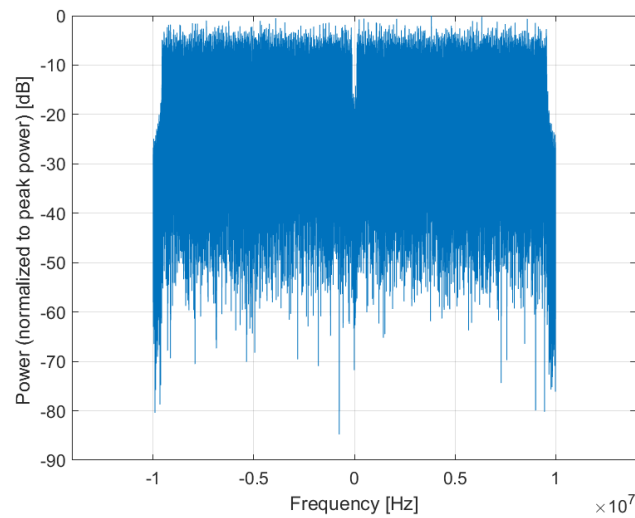
Bandwidth: 20.0 MHz
Integration Time: 1.7 ms

¹ PAR (0.1%) in accordance with FCC KDB 971168, Section 6.0 "Measurement of the Peak-to-Average Power Ratio (PAPR)"

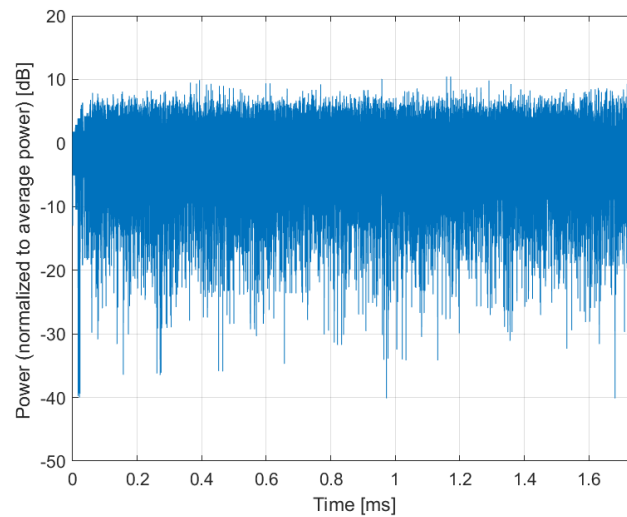
² Modulation Interference Factor (MIF) value valid only in conjunction with advanced probe response linearization calibration for the same communication system (same UID and version).



Complementary Cumulative Distribution Function (CCDF)



Frequency Domain



Time Domain

**Calibration Laboratory of
Schmid & Partner
Engineering AG**
Zeughausstrasse 43, 8004 Zurich, Switzerland

Name: **IEEE 802.11ax (20MHz, MCS3, 99pc duty cycle)**

Group: WLAN
UID: 10686-AAC

PAR: ¹ **8.28 dB**
MIF: ² **-18.54 dB**

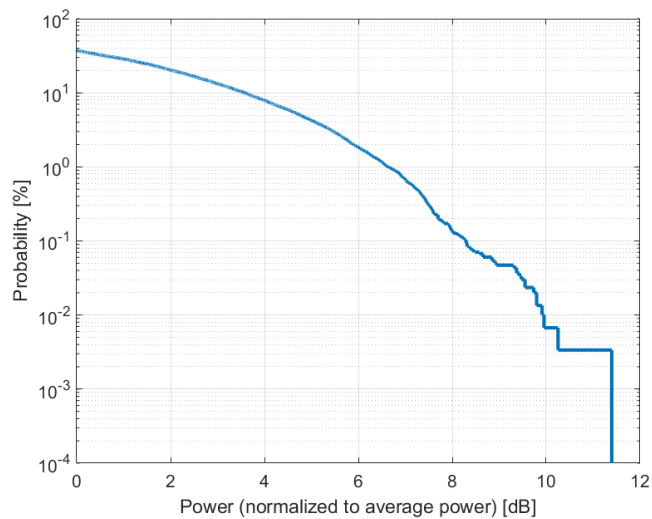
Standard Reference: SPEAG
Category: Random amplitude modulation
Modulation: 16-QAM
Frequency Band: WLAN 2.4GHz (2412.0 - 2484.0 MHz)
WLAN 5GHz (4915.0 - 5825.0 MHz)
U-NII-1, U-NII-2A (5170 - 5330 MHz)
U-NII-2C Standalone (5490 - 5710 MHz)
U-NII-2C <5.65 GHz (5490 - 5650 MHz)
U-NII-3 Standalone (5735 - 5835 MHz)
U-NII-2C, U-NII-3 (5650 - 5835 MHz)
U-NII-5 (5925 - 6425 MHz)
U-NII-6 (6425 - 6525 MHz)
U-NII-7 (6525 - 6875 MHz)
U-NII-8 (6875 - 7125 MHz)
U-NII-4 (5.825 - 5.925 MHz)
Validation band (0.0 - 6000.0 MHz)

Detailed Specification: Bandwidth: 20MHz
Duty Cycle: 99%
Number of spatial stream: 1

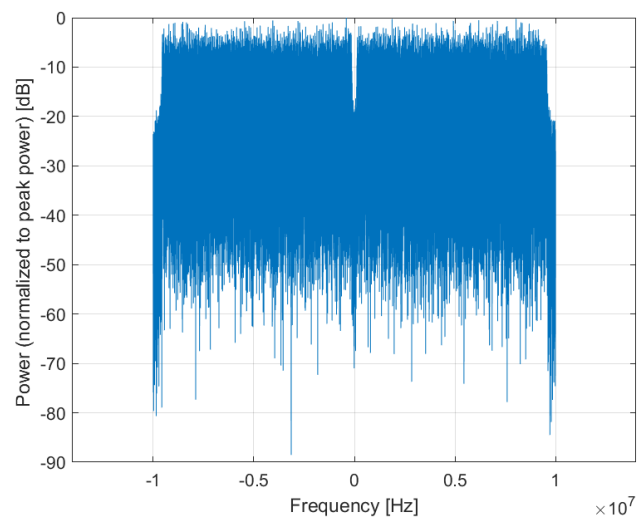
Bandwidth: 20.0 MHz
Integration Time: 1.5 ms

¹ PAR (0.1%) in accordance with FCC KDB 971168, Section 6.0 "Measurement of the Peak-to-Average Power Ratio (PAPR)"

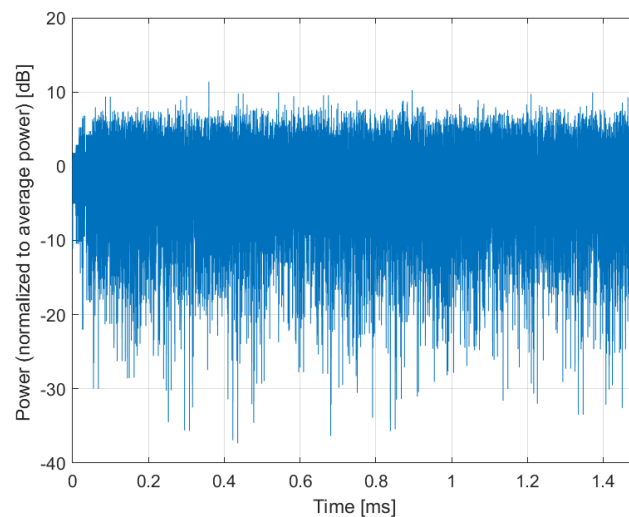
² Modulation Interference Factor (MIF) value valid only in conjunction with advanced probe response linearization calibration for the same communication system (same UID and version).



Complementary Cumulative Distribution Function (CCDF)



Frequency Domain



Time Domain

**Calibration Laboratory of
Schmid & Partner
Engineering AG**
Zeughausstrasse 43, 8004 Zurich, Switzerland

Name: **IEEE 802.11ax (20MHz, MCS4, 99pc duty cycle)**

Group: WLAN
UID: 10687-AAC

PAR: ¹ **8.45 dB**
MIF: ² **-20.41 dB**

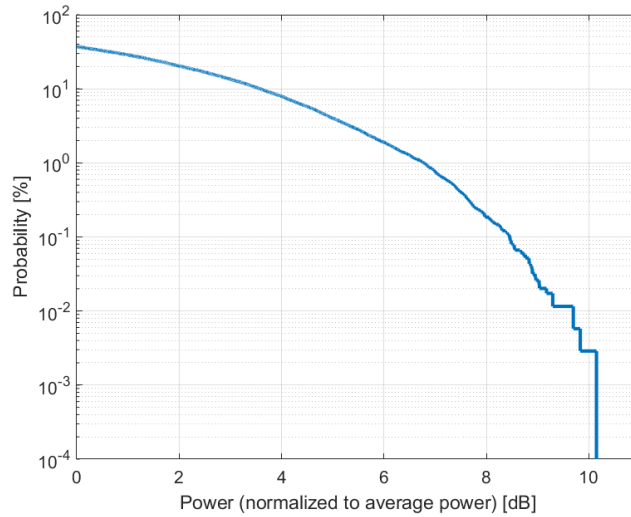
Standard Reference: SPEAG
Category: Random amplitude modulation
Modulation: 16-QAM
Frequency Band: WLAN 2.4GHz (2412.0 - 2484.0 MHz)
WLAN 5GHz (4915.0 - 5825.0 MHz)
U-NII-1, U-NII-2A (5170 - 5330 MHz)
U-NII-2C Standalone (5490 - 5710 MHz)
U-NII-2C <5.65 GHz (5490 - 5650 MHz)
U-NII-3 Standalone (5735 - 5835 MHz)
U-NII-2C, U-NII-3 (5650 - 5835 MHz)
U-NII-5 (5925 - 6425 MHz)
U-NII-6 (6425 - 6525 MHz)
U-NII-7 (6525 - 6875 MHz)
U-NII-8 (6875 - 7125 MHz)
U-NII-4 (5.825 - 5.925 MHz)
Validation band (0.0 - 6000.0 MHz)

Detailed Specification: Bandwidth: 20MHz
Duty Cycle: 99%
Number of spatial stream: 1

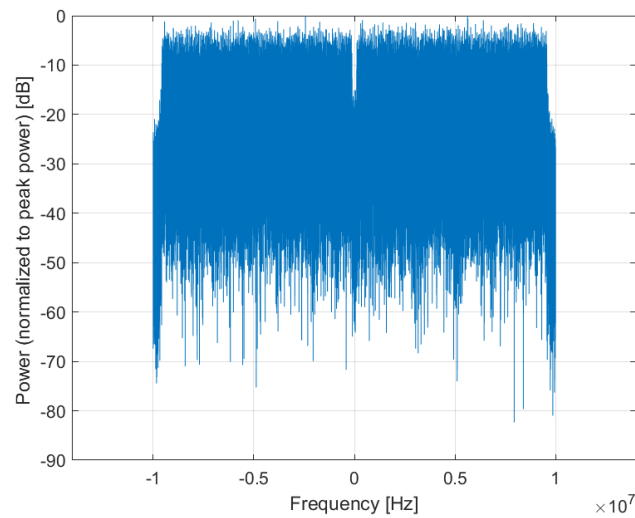
Bandwidth: 20.0 MHz
Integration Time: 1.7 ms

¹ PAR (0.1%) in accordance with FCC KDB 971168, Section 6.0 "Measurement of the Peak-to-Average Power Ratio (PAPR)"

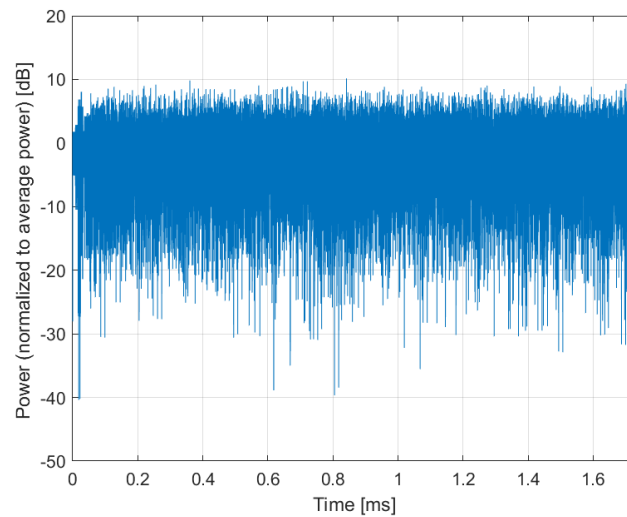
² Modulation Interference Factor (MIF) value valid only in conjunction with advanced probe response linearization calibration for the same communication system (same UID and version).



Complementary Cumulative Distribution Function (CCDF)



Frequency Domain



Time Domain

**Calibration Laboratory of
Schmid & Partner
Engineering AG**
Zeughausstrasse 43, 8004 Zurich, Switzerland

Name: **IEEE 802.11ax (20MHz, MCS5, 99pc duty cycle)**

Group: WLAN
UID: 10688-AAC

PAR: ¹ **8.29 dB**
MIF: ² **-19.53 dB**

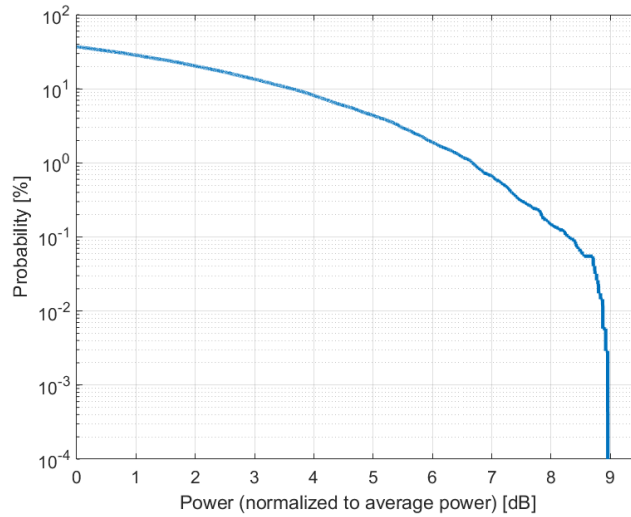
Standard Reference: SPEAG
Category: Random amplitude modulation
Modulation: 64-QAM
Frequency Band: WLAN 2.4GHz (2412.0 - 2484.0 MHz)
WLAN 5GHz (4915.0 - 5825.0 MHz)
U-NII-1, U-NII-2A (5170 - 5330 MHz)
U-NII-2C Standalone (5490 - 5710 MHz)
U-NII-2C <5.65 GHz (5490 - 5650 MHz)
U-NII-3 Standalone (5735 - 5835 MHz)
U-NII-2C, U-NII-3 (5650 - 5835 MHz)
U-NII-5 (5925 - 6425 MHz)
U-NII-6 (6425 - 6525 MHz)
U-NII-7 (6525 - 6875 MHz)
U-NII-8 (6875 - 7125 MHz)
U-NII-4 (5.825 - 5.925 MHz)
Validation band (0.0 - 6000.0 MHz)

Detailed Specification: Bandwidth: 20MHz
Duty Cycle: 99%
Number of spatial stream: 1

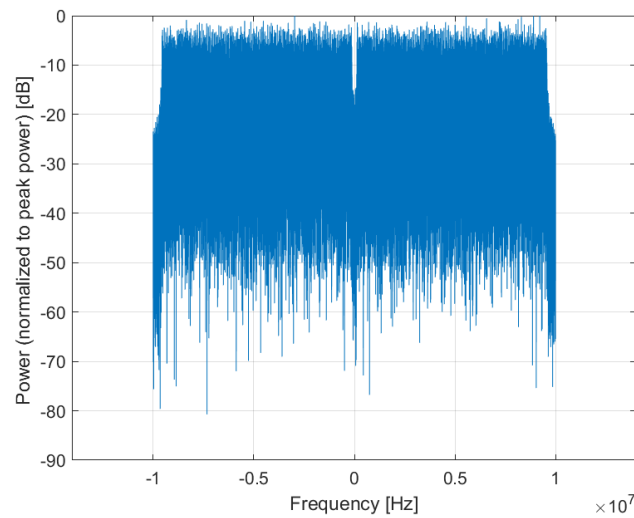
Bandwidth: 20.0 MHz
Integration Time: 1.7 ms

¹ PAR (0.1%) in accordance with FCC KDB 971168, Section 6.0 "Measurement of the Peak-to-Average Power Ratio (PAPR)"

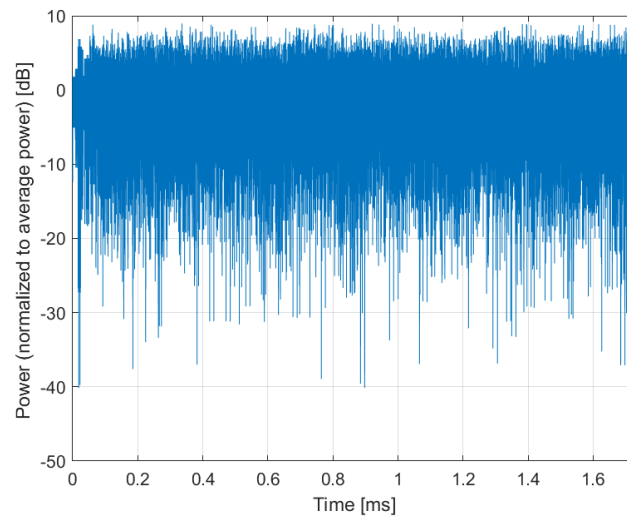
² Modulation Interference Factor (MIF) value valid only in conjunction with advanced probe response linearization calibration for the same communication system (same UID and version).



Complementary Cumulative Distribution Function (CCDF)



Frequency Domain



Time Domain

**Calibration Laboratory of
Schmid & Partner
Engineering AG**
Zeughausstrasse 43, 8004 Zurich, Switzerland

Name: **IEEE 802.11ax (20MHz, MCS6, 99pc duty cycle)**

Group: WLAN
UID: 10689-AAC

PAR: ¹ **8.55 dB**
MIF: ² **-18.10 dB**

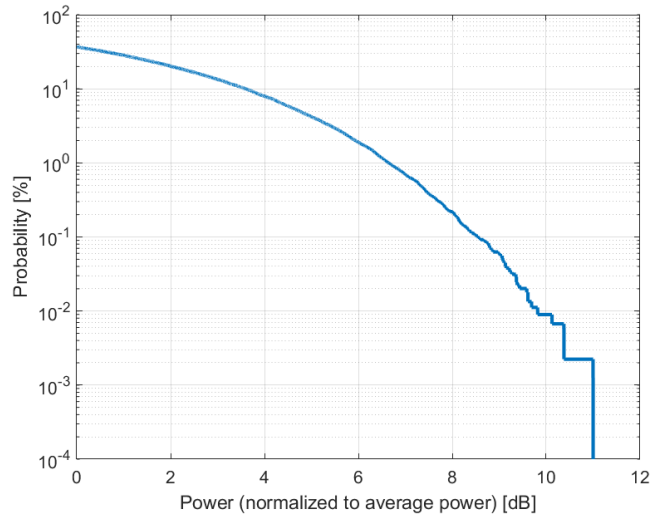
Standard Reference: SPEAG
Category: Random amplitude modulation
Modulation: 64-QAM
Frequency Band: WLAN 2.4GHz (2412.0 - 2484.0 MHz)
WLAN 5GHz (4915.0 - 5825.0 MHz)
U-NII-1, U-NII-2A (5170 - 5330 MHz)
U-NII-2C Standalone (5490 - 5710 MHz)
U-NII-2C <5.65 GHz (5490 - 5650 MHz)
U-NII-3 Standalone (5735 - 5835 MHz)
U-NII-2C, U-NII-3 (5650 - 5835 MHz)
U-NII-5 (5925 - 6425 MHz)
U-NII-6 (6425 - 6525 MHz)
U-NII-7 (6525 - 6875 MHz)
U-NII-8 (6875 - 7125 MHz)
U-NII-4 (5.825 - 5.925 MHz)
Validation band (0.0 - 6000.0 MHz)

Detailed Specification: Bandwidth: 20MHz
Duty Cycle: 99%
Number of spatial stream: 1

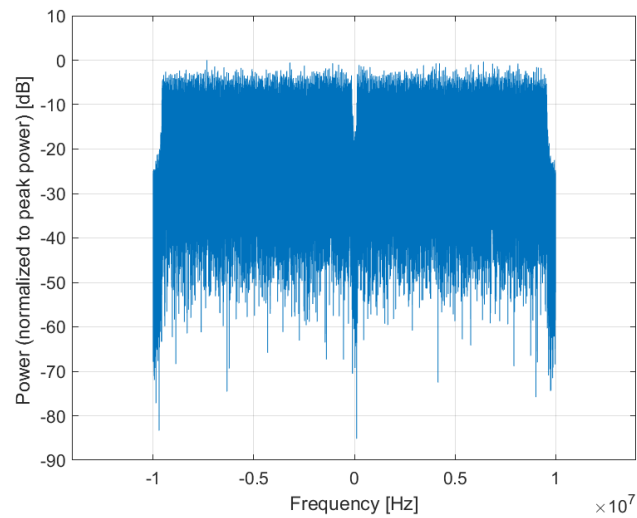
Bandwidth: 20.0 MHz
Integration Time: 2.2 ms

¹ PAR (0.1%) in accordance with FCC KDB 971168, Section 6.0 "Measurement of the Peak-to-Average Power Ratio (PAPR)"

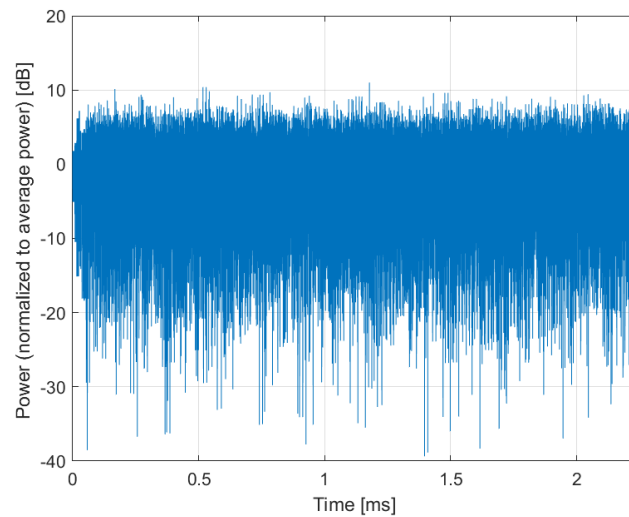
² Modulation Interference Factor (MIF) value valid only in conjunction with advanced probe response linearization calibration for the same communication system (same UID and version).



Complementary Cumulative Distribution Function (CCDF)



Frequency Domain



Time Domain

**Calibration Laboratory of
Schmid & Partner
Engineering AG**
Zeughausstrasse 43, 8004 Zurich, Switzerland

Name: **IEEE 802.11ax (20MHz, MCS7, 99pc duty cycle)**

Group: WLAN
UID: 10690-AAC

PAR: ¹ **8.29 dB**
MIF: ² **-18.81 dB**

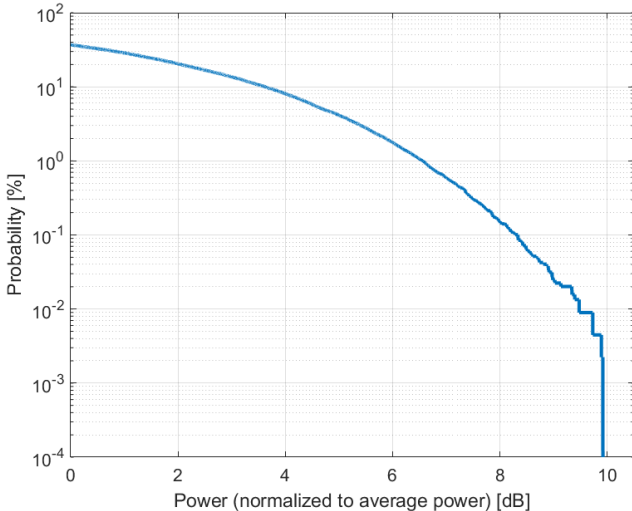
Standard Reference: SPEAG
Category: Random amplitude modulation
Modulation: 64-QAM
Frequency Band: WLAN 2.4GHz (2412.0 - 2484.0 MHz)
WLAN 5GHz (4915.0 - 5825.0 MHz)
U-NII-1, U-NII-2A (5170 - 5330 MHz)
U-NII-2C Standalone (5490 - 5710 MHz)
U-NII-2C <5.65 GHz (5490 - 5650 MHz)
U-NII-3 Standalone (5735 - 5835 MHz)
U-NII-2C, U-NII-3 (5650 - 5835 MHz)
U-NII-5 (5925 - 6425 MHz)
U-NII-6 (6425 - 6525 MHz)
U-NII-7 (6525 - 6875 MHz)
U-NII-8 (6875 - 7125 MHz)
U-NII-4 (5.825 - 5.925 MHz)
Validation band (0.0 - 6000.0 MHz)

Detailed Specification: Bandwidth: 20MHz
Duty Cycle: 99%
Number of spatial stream: 1

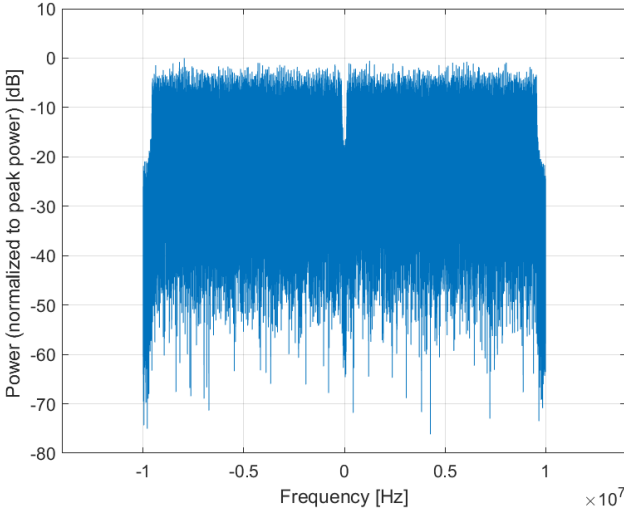
Bandwidth: 20.0 MHz
Integration Time: 2.2 ms

¹ PAR (0.1%) in accordance with FCC KDB 971168, Section 6.0 "Measurement of the Peak-to-Average Power Ratio (PAPR)"

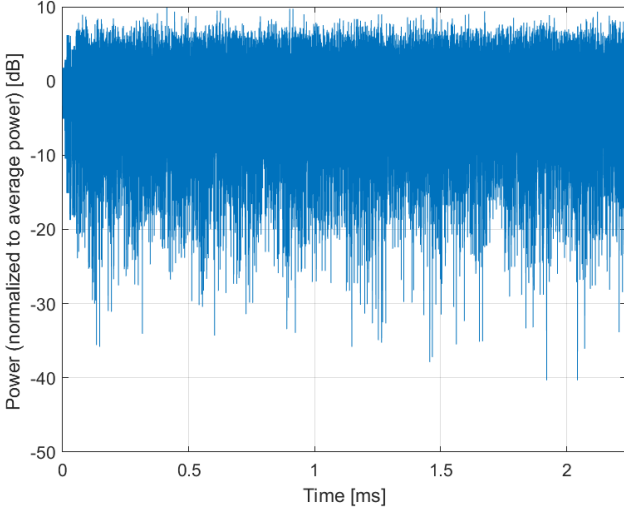
² Modulation Interference Factor (MIF) value valid only in conjunction with advanced probe response linearization calibration for the same communication system (same UID and version).



Complementary Cumulative Distribution Function (CCDF)



Frequency Domain



Time Domain

**Calibration Laboratory of
Schmid & Partner
Engineering AG**
Zeughausstrasse 43, 8004 Zurich, Switzerland

Name: **IEEE 802.11ax (20MHz, MCS8, 99pc duty cycle)**

Group: WLAN
UID: 10691-AAC

PAR: ¹ **8.25 dB**
MIF: ² **-17.97 dB**

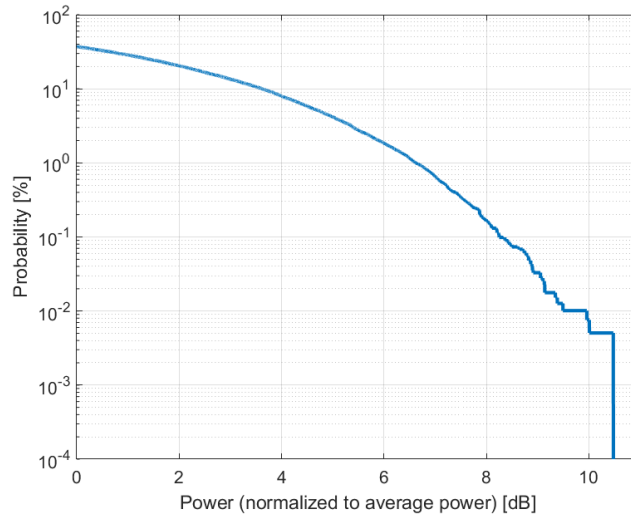
Standard Reference: SPEAG
Category: Random amplitude modulation
Modulation: 256-QAM
Frequency Band: WLAN 2.4GHz (2412.0 - 2484.0 MHz)
WLAN 5GHz (4915.0 - 5825.0 MHz)
U-NII-1, U-NII-2A (5170 - 5330 MHz)
U-NII-2C Standalone (5490 - 5710 MHz)
U-NII-2C <5.65 GHz (5490 - 5650 MHz)
U-NII-3 Standalone (5735 - 5835 MHz)
U-NII-2C, U-NII-3 (5650 - 5835 MHz)
U-NII-5 (5925 - 6425 MHz)
U-NII-6 (6425 - 6525 MHz)
U-NII-7 (6525 - 6875 MHz)
U-NII-8 (6875 - 7125 MHz)
U-NII-4 (5.825 - 5.925 MHz)
Validation band (0.0 - 6000.0 MHz)

Detailed Specification: Bandwidth: 20MHz
Duty Cycle: 99%
Number of spatial stream: 1

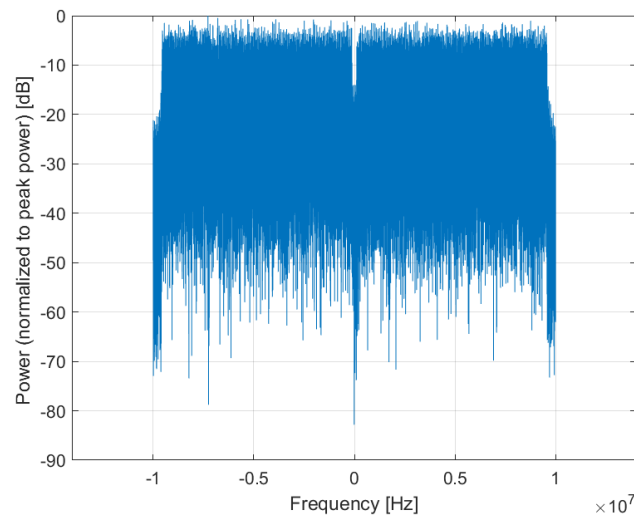
Bandwidth: 20.0 MHz
Integration Time: 2.0 ms

¹ PAR (0.1%) in accordance with FCC KDB 971168, Section 6.0 "Measurement of the Peak-to-Average Power Ratio (PAPR)"

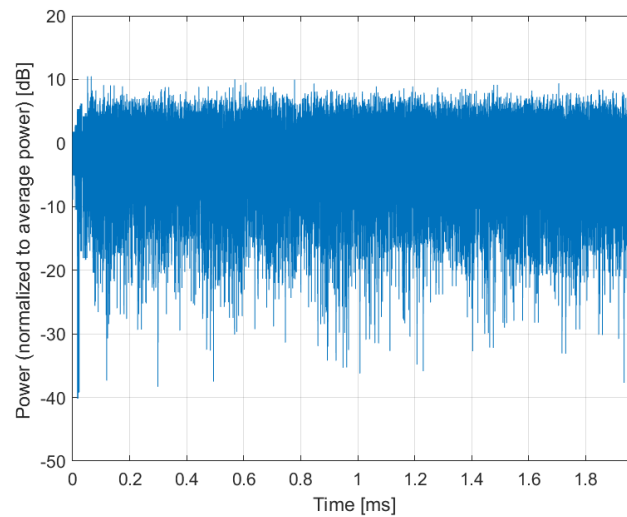
² Modulation Interference Factor (MIF) value valid only in conjunction with advanced probe response linearization calibration for the same communication system (same UID and version).



Complementary Cumulative Distribution Function (CCDF)



Frequency Domain



Time Domain

**Calibration Laboratory of
Schmid & Partner
Engineering AG**
Zeughausstrasse 43, 8004 Zurich, Switzerland

Name: **IEEE 802.11ax (20MHz, MCS9, 99pc duty cycle)**

Group: WLAN
UID: 10692-AAC

PAR: ¹ **8.29 dB**
MIF: ² **-19.92 dB**

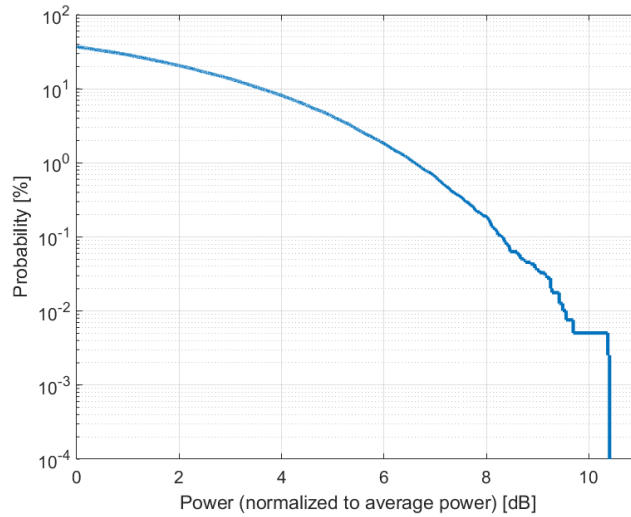
Standard Reference: SPEAG
Category: Random amplitude modulation
Modulation: 256-QAM
Frequency Band: WLAN 2.4GHz (2412.0 - 2484.0 MHz)
WLAN 5GHz (4915.0 - 5825.0 MHz)
U-NII-1, U-NII-2A (5170 - 5330 MHz)
U-NII-2C Standalone (5490 - 5710 MHz)
U-NII-2C <5.65 GHz (5490 - 5650 MHz)
U-NII-3 Standalone (5735 - 5835 MHz)
U-NII-2C, U-NII-3 (5650 - 5835 MHz)
U-NII-5 (5925 - 6425 MHz)
U-NII-6 (6425 - 6525 MHz)
U-NII-7 (6525 - 6875 MHz)
U-NII-8 (6875 - 7125 MHz)
U-NII-4 (5.825 - 5.925 MHz)
Validation band (0.0 - 6000.0 MHz)

Detailed Specification: Bandwidth: 20MHz
Duty Cycle: 99%
Number of spatial stream: 1

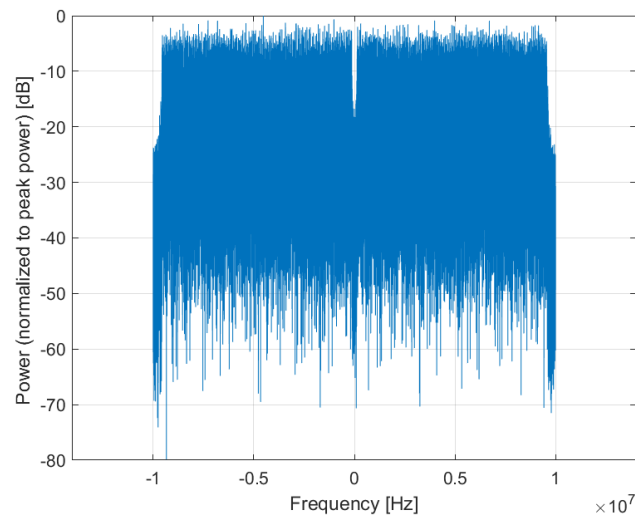
Bandwidth: 20.0 MHz
Integration Time: 2.0 ms

¹ PAR (0.1%) in accordance with FCC KDB 971168, Section 6.0 "Measurement of the Peak-to-Average Power Ratio (PAPR)"

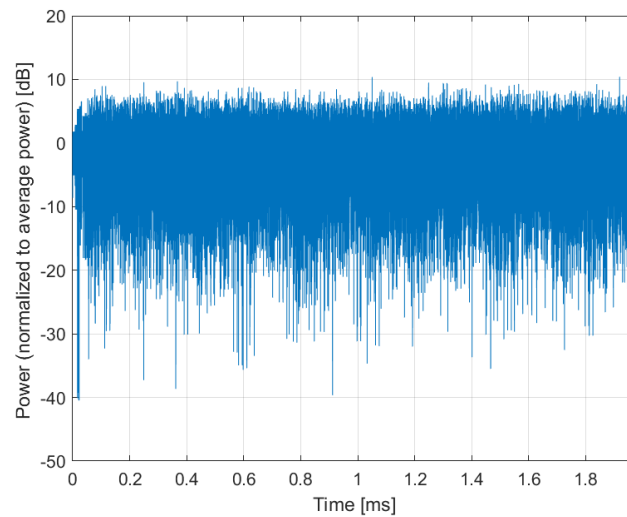
² Modulation Interference Factor (MIF) value valid only in conjunction with advanced probe response linearization calibration for the same communication system (same UID and version).



Complementary Cumulative Distribution Function (CCDF)



Frequency Domain



Time Domain

**Calibration Laboratory of
Schmid & Partner
Engineering AG**
Zeughausstrasse 43, 8004 Zurich, Switzerland

Name: **IEEE 802.11ax (20MHz, MCS10, 99pc duty cycle)**

Group: WLAN
UID: 10693-AAC

PAR: ¹ **8.25 dB**
MIF: ² **-20.11 dB**

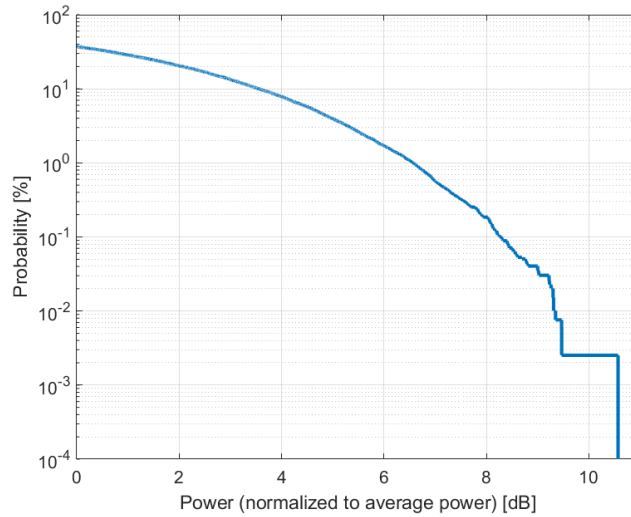
Standard Reference: SPEAG
Category: Random amplitude modulation
Modulation: 1024-QAM
Frequency Band: WLAN 2.4GHz (2412.0 - 2484.0 MHz)
WLAN 5GHz (4915.0 - 5825.0 MHz)
U-NII-1, U-NII-2A (5170 - 5330 MHz)
U-NII-2C Standalone (5490 - 5710 MHz)
U-NII-2C <5.65 GHz (5490 - 5650 MHz)
U-NII-3 Standalone (5735 - 5835 MHz)
U-NII-2C, U-NII-3 (5650 - 5835 MHz)
U-NII-5 (5925 - 6425 MHz)
U-NII-6 (6425 - 6525 MHz)
U-NII-7 (6525 - 6875 MHz)
U-NII-8 (6875 - 7125 MHz)
U-NII-4 (5.825 - 5.925 MHz)
Validation band (0.0 - 6000.0 MHz)

Detailed Specification: Bandwidth: 20MHz
Duty Cycle: 99%
Number of spatial stream: 1

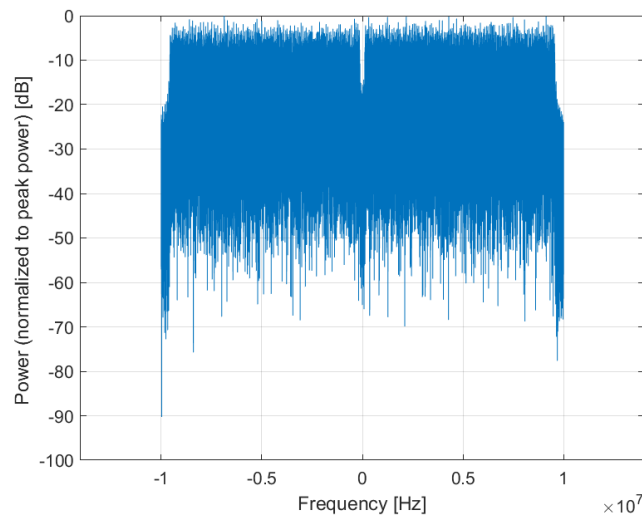
Bandwidth: 20.0 MHz
Integration Time: 2.0 ms

¹ PAR (0.1%) in accordance with FCC KDB 971168, Section 6.0 "Measurement of the Peak-to-Average Power Ratio (PAPR)"

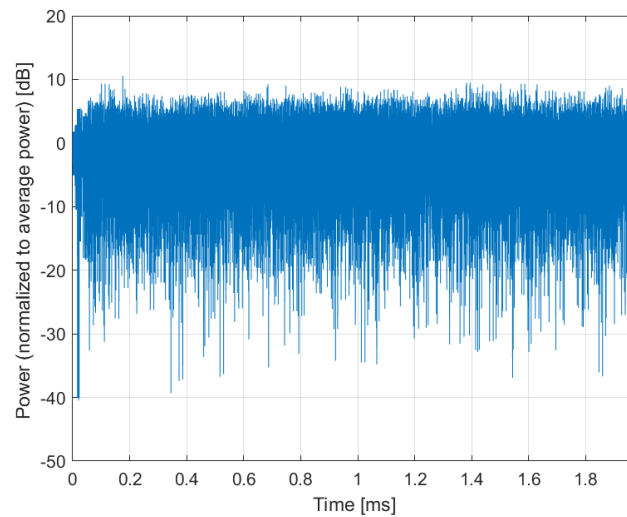
² Modulation Interference Factor (MIF) value valid only in conjunction with advanced probe response linearization calibration for the same communication system (same UID and version).



Complementary Cumulative Distribution Function (CCDF)



Frequency Domain



Time Domain

**Calibration Laboratory of
Schmid & Partner
Engineering AG**
Zeughausstrasse 43, 8004 Zurich, Switzerland

Name: **IEEE 802.11ax (20MHz, MCS11, 99pc duty cycle)**

Group: WLAN
UID: 10694-AAC

PAR: ¹ **8.57 dB**
MIF: ² **-18.23 dB**

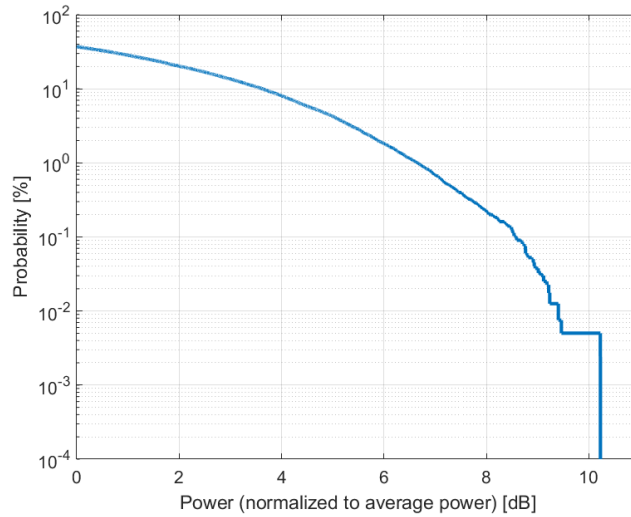
Standard Reference: SPEAG
Category: Random amplitude modulation
Modulation: 1024-QAM
Frequency Band: WLAN 2.4GHz (2412.0 - 2484.0 MHz)
WLAN 5GHz (4915.0 - 5825.0 MHz)
U-NII-1, U-NII-2A (5170 - 5330 MHz)
U-NII-2C Standalone (5490 - 5710 MHz)
U-NII-2C <5.65 GHz (5490 - 5650 MHz)
U-NII-3 Standalone (5735 - 5835 MHz)
U-NII-2C, U-NII-3 (5650 - 5835 MHz)
U-NII-5 (5925 - 6425 MHz)
U-NII-6 (6425 - 6525 MHz)
U-NII-7 (6525 - 6875 MHz)
U-NII-8 (6875 - 7125 MHz)
U-NII-4 (5.825 - 5.925 MHz)
Validation band (0.0 - 6000.0 MHz)

Detailed Specification: Bandwidth: 20MHz
Duty Cycle: 99%
Number of spatial stream: 1

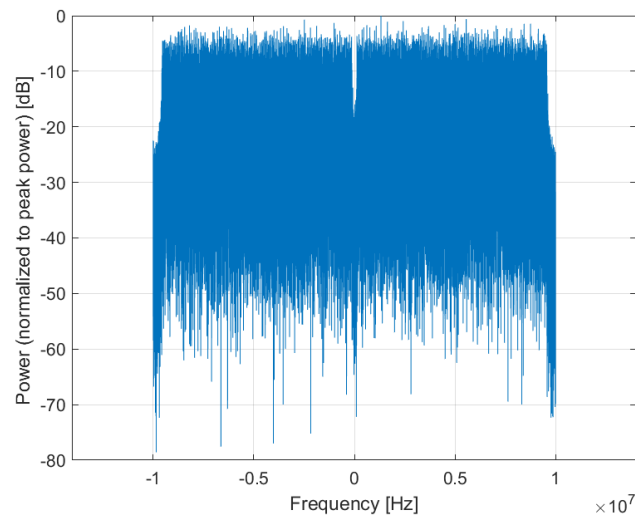
Bandwidth: 20.0 MHz
Integration Time: 2.0 ms

¹ PAR (0.1%) in accordance with FCC KDB 971168, Section 6.0 "Measurement of the Peak-to-Average Power Ratio (PAPR)"

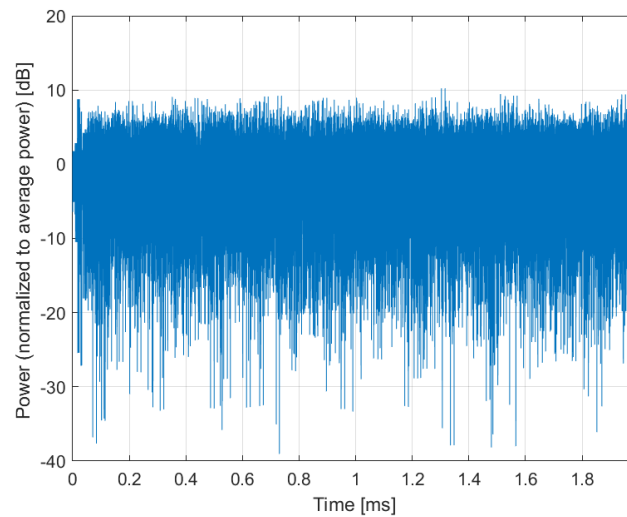
² Modulation Interference Factor (MIF) value valid only in conjunction with advanced probe response linearization calibration for the same communication system (same UID and version).



Complementary Cumulative Distribution Function (CCDF)



Frequency Domain



Time Domain

**Calibration Laboratory of
Schmid & Partner
Engineering AG**
Zeughausstrasse 43, 8004 Zurich, Switzerland

Name: **IEEE 802.11ax (40MHz, MCS0, 90pc duty cycle)**

Group: WLAN
UID: 10695-AAC

PAR: ¹ **8.78 dB**
MIF: ² **-6.01 dB**

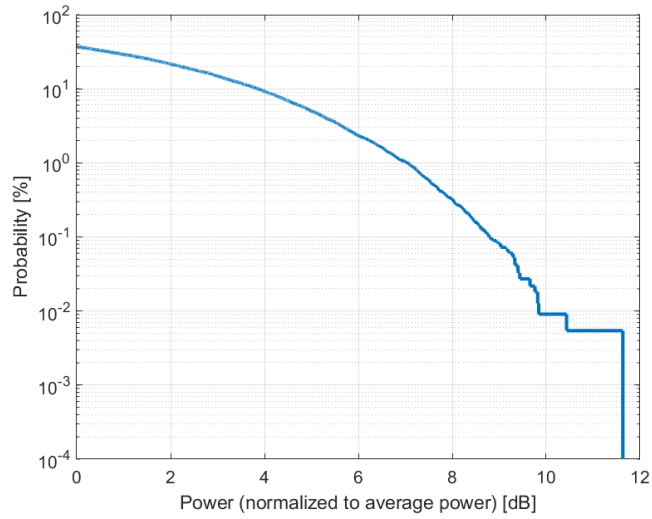
Standard Reference: SPEAG
Category: Random amplitude modulation
Modulation: BPSK
Frequency Band: WLAN 2.4GHz (2412.0 - 2484.0 MHz)
WLAN 5GHz (4915.0 - 5825.0 MHz)
U-NII-1, U-NII-2A (5170 - 5330 MHz)
U-NII-2C Standalone (5490 - 5710 MHz)
U-NII-2C <5.65 GHz (5490 - 5650 MHz)
U-NII-3 Standalone (5735 - 5835 MHz)
U-NII-2C, U-NII-3 (5650 - 5835 MHz)
U-NII-5 (5925 - 6425 MHz)
U-NII-6 (6425 - 6525 MHz)
U-NII-7 (6525 - 6875 MHz)
U-NII-8 (6875 - 7125 MHz)
U-NII-4 (5.825 - 5.925 MHz)
Validation band (0.0 - 6000.0 MHz)

Detailed Specification: Bandwidth: 40MHz
Duty Cycle: 90%
Number of spatial stream: 1

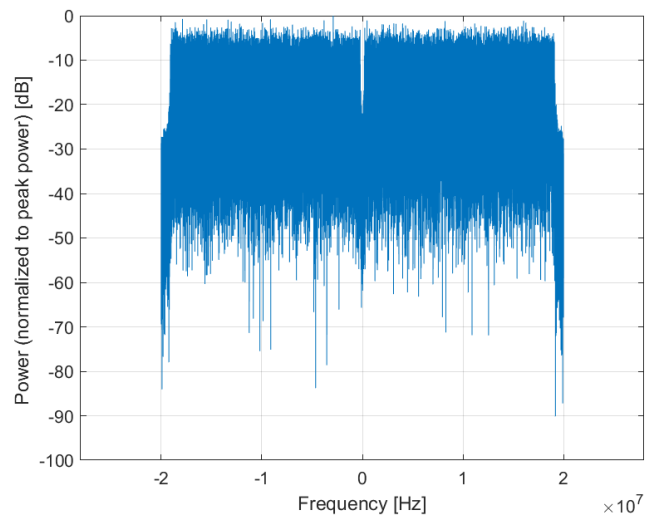
Bandwidth: 40.0 MHz
Integration Time: 1.4 ms

¹ PAR (0.1%) in accordance with FCC KDB 971168, Section 6.0 "Measurement of the Peak-to-Average Power Ratio (PAPR)"

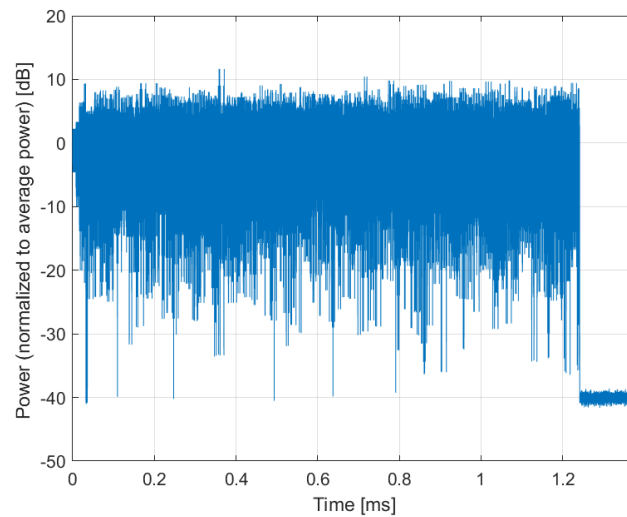
² Modulation Interference Factor (MIF) value valid only in conjunction with advanced probe response linearization calibration for the same communication system (same UID and version).



Complementary Cumulative Distribution Function (CCDF)



Frequency Domain



Time Domain

**Calibration Laboratory of
Schmid & Partner
Engineering AG**
Zeughausstrasse 43, 8004 Zurich, Switzerland

Name: **IEEE 802.11ax (40MHz, MCS1, 90pc duty cycle)**

Group: WLAN
UID: 10696-AAC

PAR: ¹ **8.91 dB**
MIF: ² **-6.77 dB**

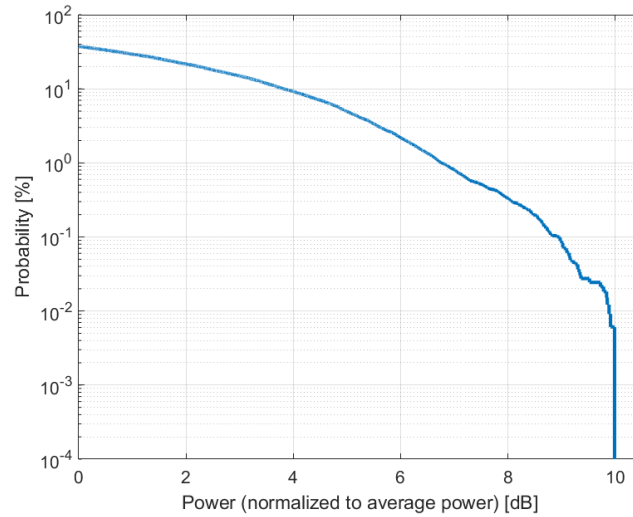
Standard Reference: SPEAG
Category: Random amplitude modulation
Modulation: QPSK
Frequency Band: WLAN 2.4GHz (2412.0 - 2484.0 MHz)
WLAN 5GHz (4915.0 - 5825.0 MHz)
U-NII-1, U-NII-2A (5170 - 5330 MHz)
U-NII-2C Standalone (5490 - 5710 MHz)
U-NII-2C <5.65 GHz (5490 - 5650 MHz)
U-NII-3 Standalone (5735 - 5835 MHz)
U-NII-2C, U-NII-3 (5650 - 5835 MHz)
U-NII-5 (5925 - 6425 MHz)
U-NII-6 (6425 - 6525 MHz)
U-NII-7 (6525 - 6875 MHz)
U-NII-8 (6875 - 7125 MHz)
U-NII-4 (5.825 - 5.925 MHz)
Validation band (0.0 - 6000.0 MHz)

Detailed Specification: Bandwidth: 40MHz
Duty Cycle: 90%
Number of spatial stream: 1

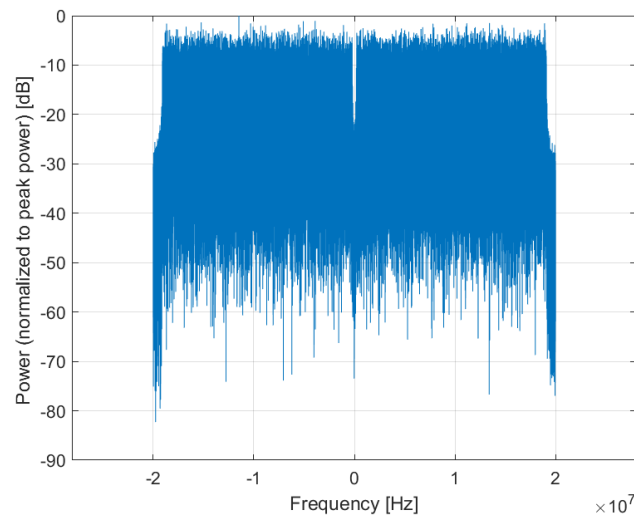
Bandwidth: 40.0 MHz
Integration Time: 0.8 ms

¹ PAR (0.1%) in accordance with FCC KDB 971168, Section 6.0 "Measurement of the Peak-to-Average Power Ratio (PAPR)"

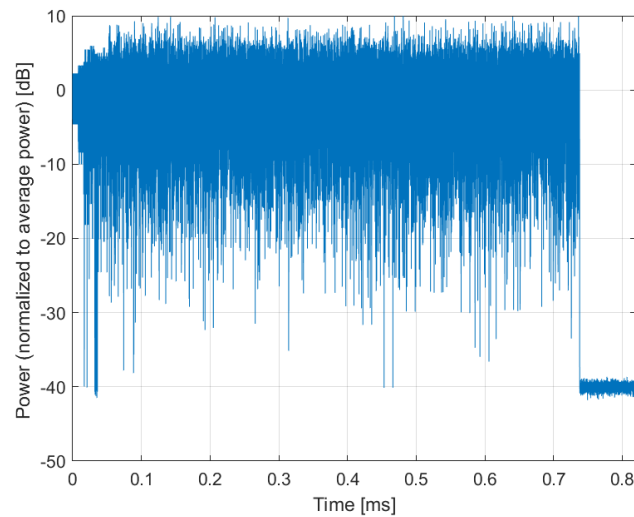
² Modulation Interference Factor (MIF) value valid only in conjunction with advanced probe response linearization calibration for the same communication system (same UID and version).



Complementary Cumulative Distribution Function (CCDF)



Frequency Domain



Time Domain

**Calibration Laboratory of
Schmid & Partner
Engineering AG**
Zeughausstrasse 43, 8004 Zurich, Switzerland

Name: **IEEE 802.11ax (40MHz, MCS2, 90pc duty cycle)**

Group: WLAN
UID: 10697-AAC

PAR: ¹ **8.61 dB**
MIF: ² **-7.05 dB**

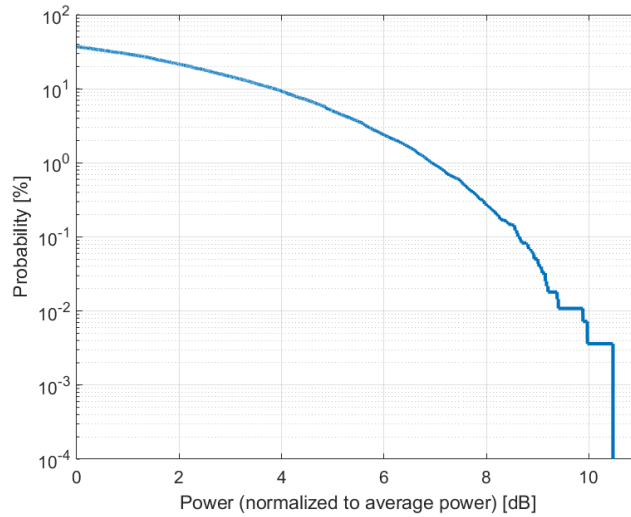
Standard Reference: SPEAG
Category: Random amplitude modulation
Modulation: QPSK
Frequency Band: WLAN 2.4GHz (2412.0 - 2484.0 MHz)
WLAN 5GHz (4915.0 - 5825.0 MHz)
U-NII-1, U-NII-2A (5170 - 5330 MHz)
U-NII-2C Standalone (5490 - 5710 MHz)
U-NII-2C <5.65 GHz (5490 - 5650 MHz)
U-NII-3 Standalone (5735 - 5835 MHz)
U-NII-2C, U-NII-3 (5650 - 5835 MHz)
U-NII-5 (5925 - 6425 MHz)
U-NII-6 (6425 - 6525 MHz)
U-NII-7 (6525 - 6875 MHz)
U-NII-8 (6875 - 7125 MHz)
U-NII-4 (5.825 - 5.925 MHz)
Validation band (0.0 - 6000.0 MHz)

Detailed Specification: Bandwidth: 40MHz
Duty Cycle: 90%
Number of spatial stream: 1

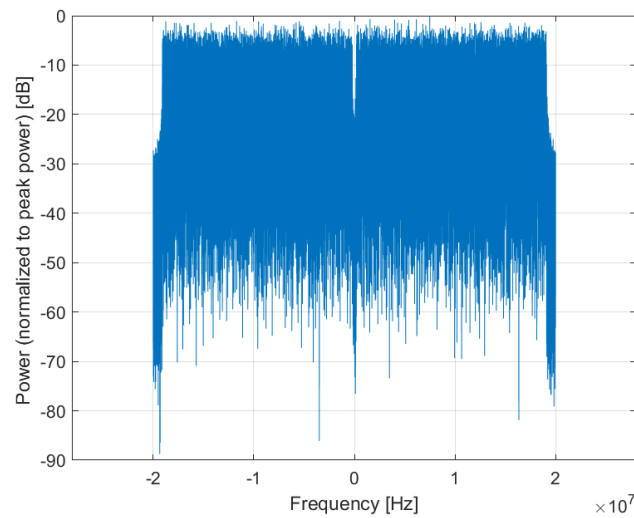
Bandwidth: 40.0 MHz
Integration Time: 0.7 ms

¹ PAR (0.1%) in accordance with FCC KDB 971168, Section 6.0 "Measurement of the Peak-to-Average Power Ratio (PAPR)"

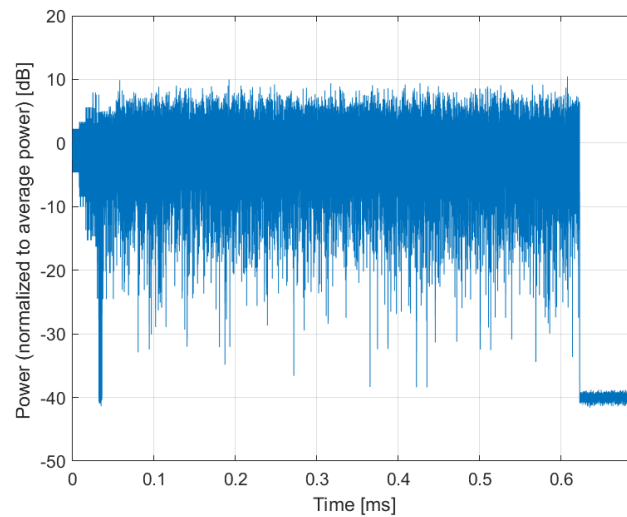
² Modulation Interference Factor (MIF) value valid only in conjunction with advanced probe response linearization calibration for the same communication system (same UID and version).



Complementary Cumulative Distribution Function (CCDF)



Frequency Domain



Time Domain

**Calibration Laboratory of
Schmid & Partner
Engineering AG**
Zeughausstrasse 43, 8004 Zurich, Switzerland

Name: **IEEE 802.11ax (40MHz, MCS3, 90pc duty cycle)**

Group: WLAN
UID: 10698-AAC

PAR: ¹ **8.89 dB**
MIF: ² **-7.10 dB**

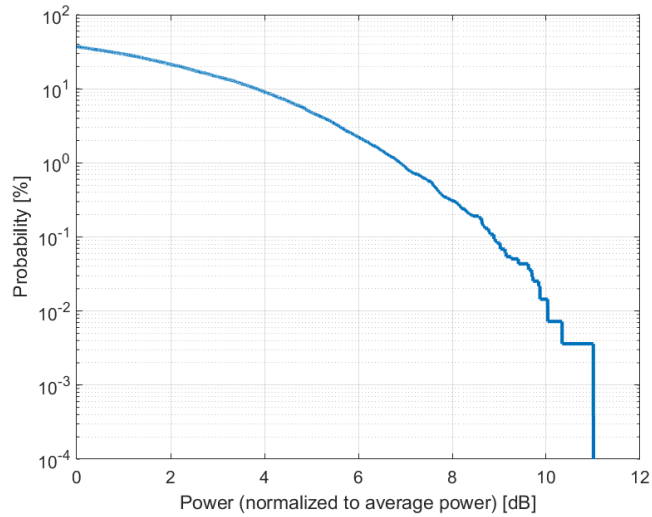
Standard Reference: SPEAG
Category: Random amplitude modulation
Modulation: 16-QAM
Frequency Band: WLAN 2.4GHz (2412.0 - 2484.0 MHz)
WLAN 5GHz (4915.0 - 5825.0 MHz)
U-NII-1, U-NII-2A (5170 - 5330 MHz)
U-NII-2C Standalone (5490 - 5710 MHz)
U-NII-2C <5.65 GHz (5490 - 5650 MHz)
U-NII-3 Standalone (5735 - 5835 MHz)
U-NII-2C, U-NII-3 (5650 - 5835 MHz)
U-NII-5 (5925 - 6425 MHz)
U-NII-6 (6425 - 6525 MHz)
U-NII-7 (6525 - 6875 MHz)
U-NII-8 (6875 - 7125 MHz)
U-NII-4 (5.825 - 5.925 MHz)
Validation band (0.0 - 6000.0 MHz)

Detailed Specification: Bandwidth: 40MHz
Duty Cycle: 90%
Number of spatial stream: 1

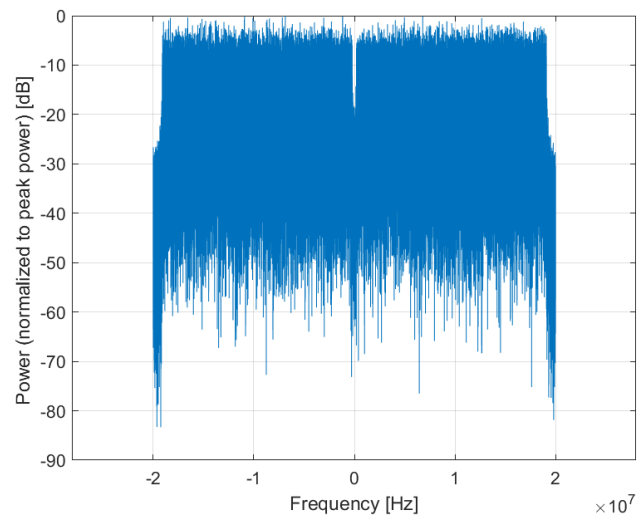
Bandwidth: 40.0 MHz
Integration Time: 0.7 ms

¹ PAR (0.1%) in accordance with FCC KDB 971168, Section 6.0 "Measurement of the Peak-to-Average Power Ratio (PAPR)"

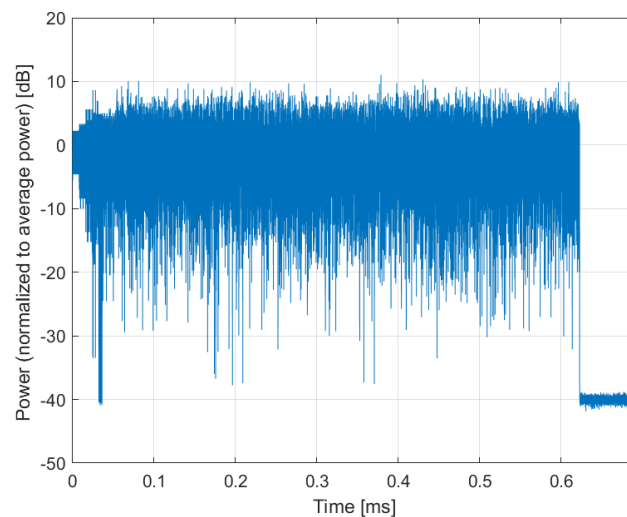
² Modulation Interference Factor (MIF) value valid only in conjunction with advanced probe response linearization calibration for the same communication system (same UID and version).



Complementary Cumulative Distribution Function (CCDF)



Frequency Domain



Time Domain

**Calibration Laboratory of
Schmid & Partner
Engineering AG**
Zeughausstrasse 43, 8004 Zurich, Switzerland

Name: **IEEE 802.11ax (40MHz, MCS4, 90pc duty cycle)**

Group: WLAN
UID: 10699-AAC

PAR: ¹ **8.82 dB**
MIF: ² **-6.03 dB**

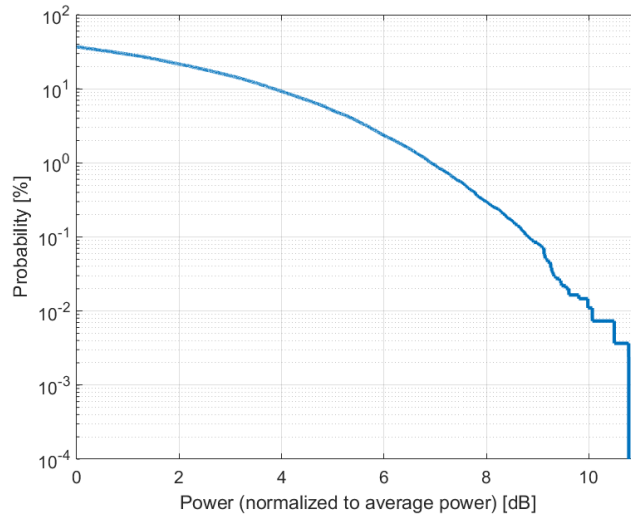
Standard Reference: SPEAG
Category: Random amplitude modulation
Modulation: 16-QAM
Frequency Band: WLAN 2.4GHz (2412.0 - 2484.0 MHz)
WLAN 5GHz (4915.0 - 5825.0 MHz)
U-NII-1, U-NII-2A (5170 - 5330 MHz)
U-NII-2C Standalone (5490 - 5710 MHz)
U-NII-2C <5.65 GHz (5490 - 5650 MHz)
U-NII-3 Standalone (5735 - 5835 MHz)
U-NII-2C, U-NII-3 (5650 - 5835 MHz)
U-NII-5 (5925 - 6425 MHz)
U-NII-6 (6425 - 6525 MHz)
U-NII-7 (6525 - 6875 MHz)
U-NII-8 (6875 - 7125 MHz)
U-NII-4 (5.825 - 5.925 MHz)
Validation band (0.0 - 6000.0 MHz)

Detailed Specification: Bandwidth: 40MHz
Duty Cycle: 90%
Number of spatial stream: 1

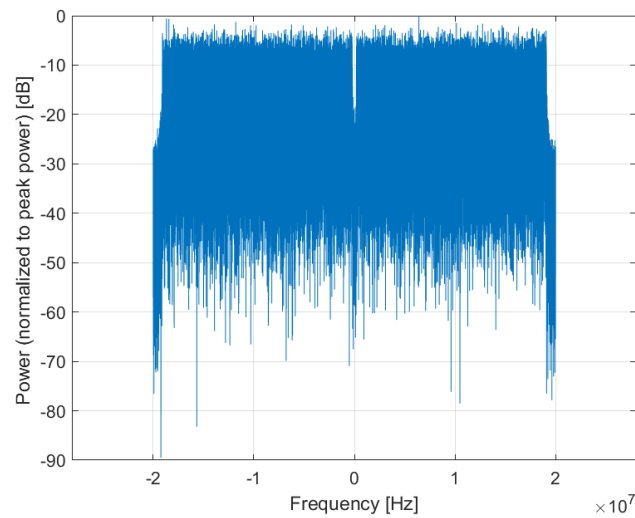
Bandwidth: 40.0 MHz
Integration Time: 1.4 ms

¹ PAR (0.1%) in accordance with FCC KDB 971168, Section 6.0 "Measurement of the Peak-to-Average Power Ratio (PAPR)"

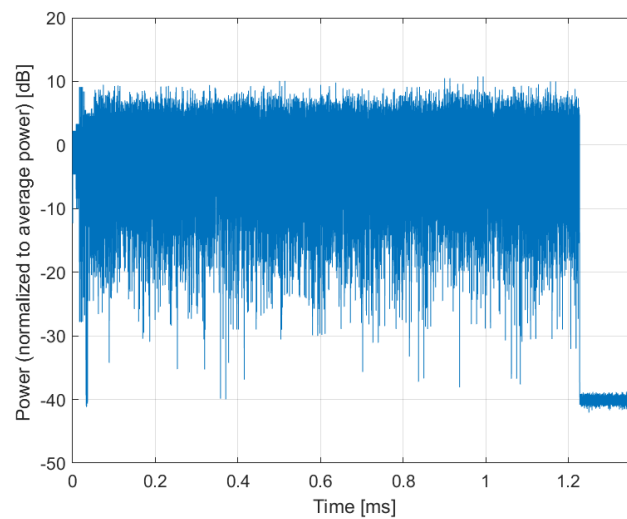
² Modulation Interference Factor (MIF) value valid only in conjunction with advanced probe response linearization calibration for the same communication system (same UID and version).



Complementary Cumulative Distribution Function (CCDF)



Frequency Domain



Time Domain

**Calibration Laboratory of
Schmid & Partner
Engineering AG**
Zeughausstrasse 43, 8004 Zurich, Switzerland

Name: **IEEE 802.11ax (40MHz, MCS5, 90pc duty cycle)**

Group: WLAN
UID: 10700-AAC

PAR: ¹ **8.73 dB**
MIF: ² **-6.46 dB**

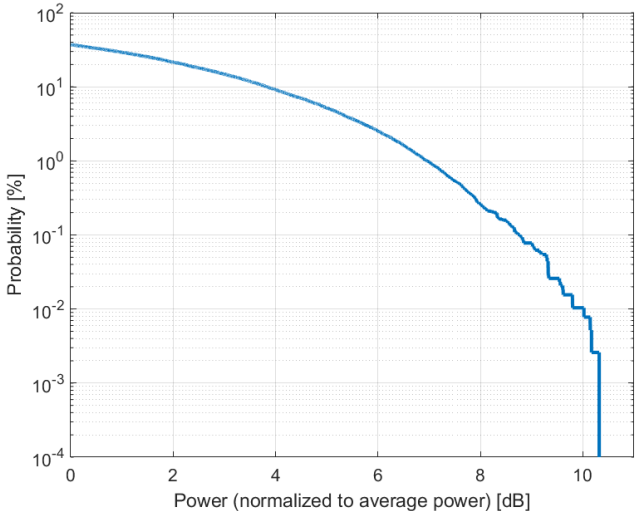
Standard Reference: SPEAG
Category: Random amplitude modulation
Modulation: 64-QAM
Frequency Band: WLAN 2.4GHz (2412.0 - 2484.0 MHz)
WLAN 5GHz (4915.0 - 5825.0 MHz)
U-NII-1, U-NII-2A (5170 - 5330 MHz)
U-NII-2C Standalone (5490 - 5710 MHz)
U-NII-2C <5.65 GHz (5490 - 5650 MHz)
U-NII-3 Standalone (5735 - 5835 MHz)
U-NII-2C, U-NII-3 (5650 - 5835 MHz)
U-NII-5 (5925 - 6425 MHz)
U-NII-6 (6425 - 6525 MHz)
U-NII-7 (6525 - 6875 MHz)
U-NII-8 (6875 - 7125 MHz)
U-NII-4 (5.825 - 5.925 MHz)
Validation band (0.0 - 6000.0 MHz)

Detailed Specification: Bandwidth: 40MHz
Duty Cycle: 90%
Number of spatial stream: 1

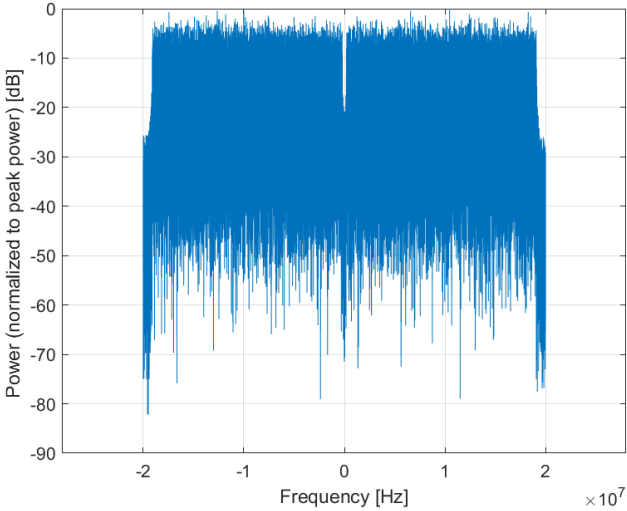
Bandwidth: 40.0 MHz
Integration Time: 1.0 ms

¹ PAR (0.1%) in accordance with FCC KDB 971168, Section 6.0 "Measurement of the Peak-to-Average Power Ratio (PAPR)"

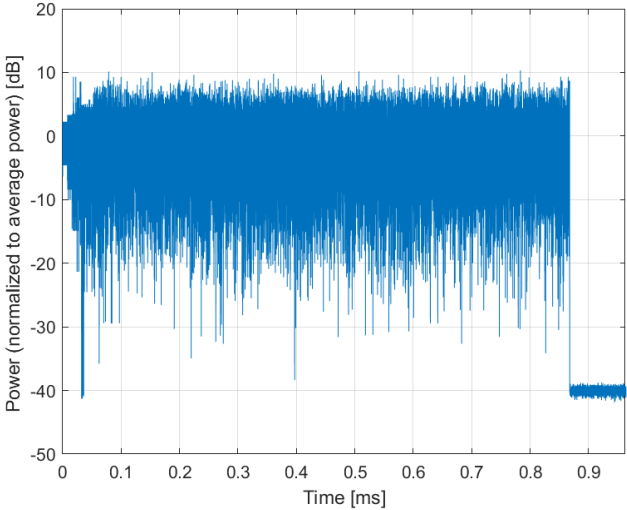
² Modulation Interference Factor (MIF) value valid only in conjunction with advanced probe response linearization calibration for the same communication system (same UID and version).



Complementary Cumulative Distribution Function (CCDF)



Frequency Domain



Time Domain

**Calibration Laboratory of
Schmid & Partner
Engineering AG**
Zeughausstrasse 43, 8004 Zurich, Switzerland

Name: **IEEE 802.11ax (40MHz, MCS6, 90pc duty cycle)**

Group: WLAN
UID: 10701-AAC

PAR: ¹ **8.86 dB**
MIF: ² **-6.51 dB**

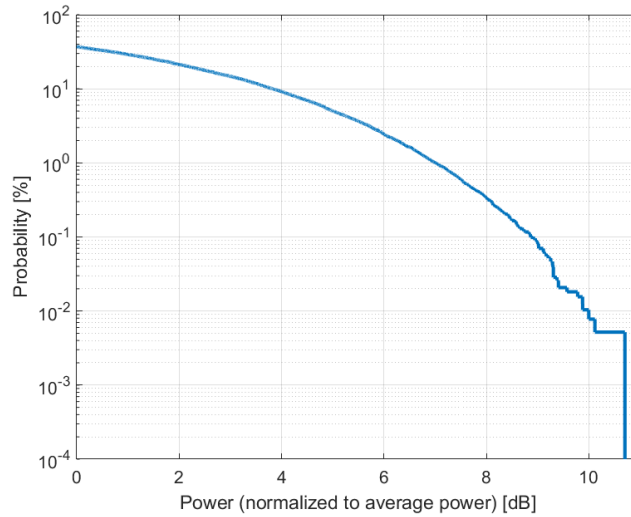
Standard Reference: SPEAG
Category: Random amplitude modulation
Modulation: 64-QAM
Frequency Band: WLAN 2.4GHz (2412.0 - 2484.0 MHz)
WLAN 5GHz (4915.0 - 5825.0 MHz)
U-NII-1, U-NII-2A (5170 - 5330 MHz)
U-NII-2C Standalone (5490 - 5710 MHz)
U-NII-2C <5.65 GHz (5490 - 5650 MHz)
U-NII-3 Standalone (5735 - 5835 MHz)
U-NII-2C, U-NII-3 (5650 - 5835 MHz)
U-NII-5 (5925 - 6425 MHz)
U-NII-6 (6425 - 6525 MHz)
U-NII-7 (6525 - 6875 MHz)
U-NII-8 (6875 - 7125 MHz)
U-NII-4 (5.825 - 5.925 MHz)
Validation band (0.0 - 6000.0 MHz)

Detailed Specification: Bandwidth: 40MHz
Duty Cycle: 90%
Number of spatial stream: 1

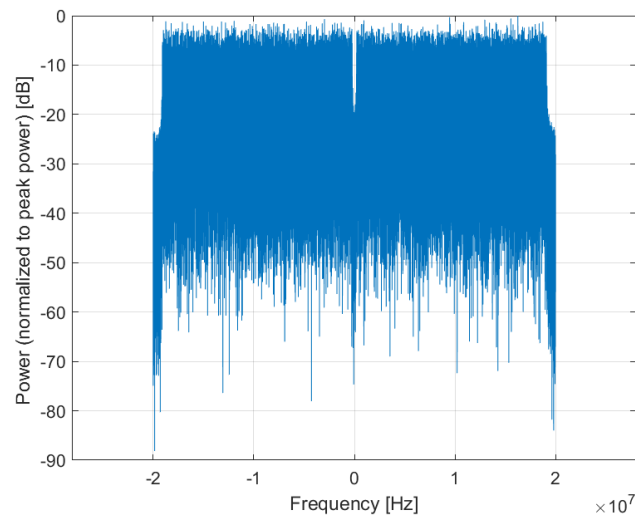
Bandwidth: 40.0 MHz
Integration Time: 1.0 ms

¹ PAR (0.1%) in accordance with FCC KDB 971168, Section 6.0 "Measurement of the Peak-to-Average Power Ratio (PAPR)"

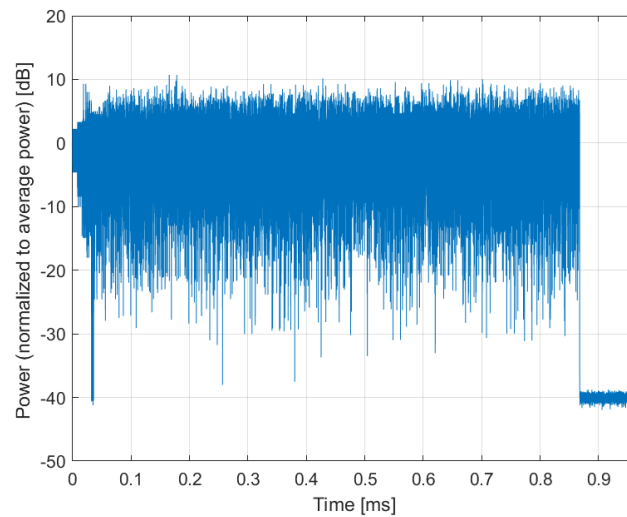
² Modulation Interference Factor (MIF) value valid only in conjunction with advanced probe response linearization calibration for the same communication system (same UID and version).



Complementary Cumulative Distribution Function (CCDF)



Frequency Domain



Time Domain

**Calibration Laboratory of
Schmid & Partner
Engineering AG**
Zeughausstrasse 43, 8004 Zurich, Switzerland

Name: **IEEE 802.11ax (40MHz, MCS7, 90pc duty cycle)**

Group: WLAN
UID: 10702-AAC

PAR: ¹ **8.70 dB**
MIF: ² **-6.29 dB**

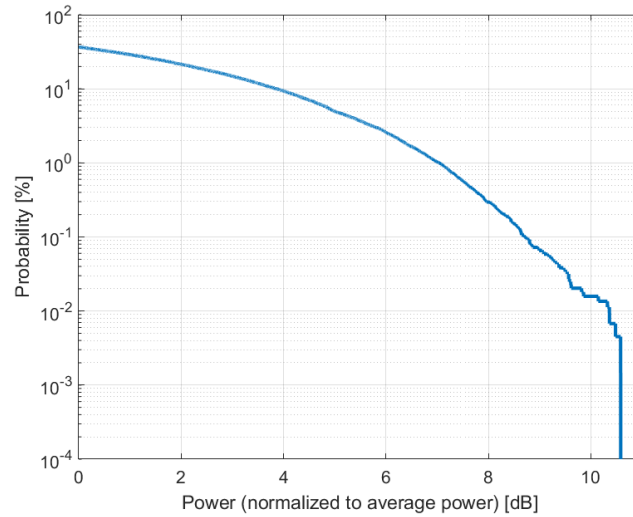
Standard Reference: SPEAG
Category: Random amplitude modulation
Modulation: 64-QAM
Frequency Band: WLAN 2.4GHz (2412.0 - 2484.0 MHz)
WLAN 5GHz (4915.0 - 5825.0 MHz)
U-NII-1, U-NII-2A (5170 - 5330 MHz)
U-NII-2C Standalone (5490 - 5710 MHz)
U-NII-2C <5.65 GHz (5490 - 5650 MHz)
U-NII-3 Standalone (5735 - 5835 MHz)
U-NII-2C, U-NII-3 (5650 - 5835 MHz)
U-NII-5 (5925 - 6425 MHz)
U-NII-6 (6425 - 6525 MHz)
U-NII-7 (6525 - 6875 MHz)
U-NII-8 (6875 - 7125 MHz)
U-NII-4 (5.825 - 5.925 MHz)
Validation band (0.0 - 6000.0 MHz)

Detailed Specification: Bandwidth: 40MHz
Duty Cycle: 90%
Number of spatial stream: 1

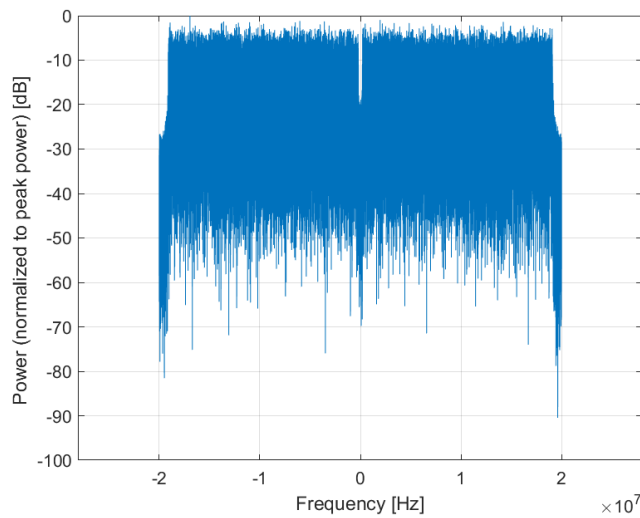
Bandwidth: 40.0 MHz
Integration Time: 1.1 ms

¹ PAR (0.1%) in accordance with FCC KDB 971168, Section 6.0 "Measurement of the Peak-to-Average Power Ratio (PAPR)"

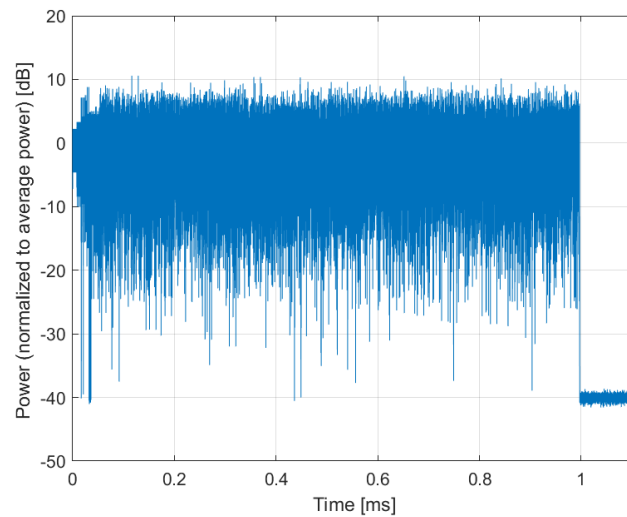
² Modulation Interference Factor (MIF) value valid only in conjunction with advanced probe response linearization calibration for the same communication system (same UID and version).



Complementary Cumulative Distribution Function (CCDF)



Frequency Domain



Time Domain

**Calibration Laboratory of
Schmid & Partner
Engineering AG**
Zeughausstrasse 43, 8004 Zurich, Switzerland

Name: **IEEE 802.11ax (40MHz, MCS8, 90pc duty cycle)**

Group: WLAN
UID: 10703-AAC

PAR: ¹ **8.82 dB**
MIF: ² **-6.15 dB**

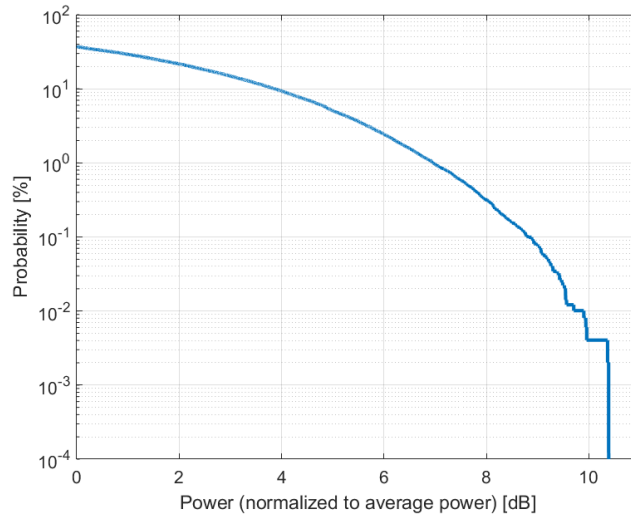
Standard Reference: SPEAG
Category: Random amplitude modulation
Modulation: 256-QAM
Frequency Band: WLAN 2.4GHz (2412.0 - 2484.0 MHz)
WLAN 5GHz (4915.0 - 5825.0 MHz)
U-NII-1, U-NII-2A (5170 - 5330 MHz)
U-NII-2C Standalone (5490 - 5710 MHz)
U-NII-2C <5.65 GHz (5490 - 5650 MHz)
U-NII-3 Standalone (5735 - 5835 MHz)
U-NII-2C, U-NII-3 (5650 - 5835 MHz)
U-NII-5 (5925 - 6425 MHz)
U-NII-6 (6425 - 6525 MHz)
U-NII-7 (6525 - 6875 MHz)
U-NII-8 (6875 - 7125 MHz)
U-NII-4 (5.825 - 5.925 MHz)
Validation band (0.0 - 6000.0 MHz)

Detailed Specification: Bandwidth: 40MHz
Duty Cycle: 90%
Number of spatial stream: 1

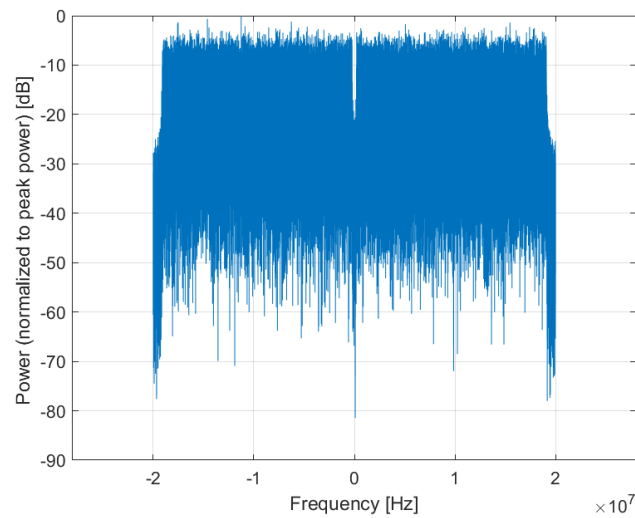
Bandwidth: 40.0 MHz
Integration Time: 1.2 ms

¹ PAR (0.1%) in accordance with FCC KDB 971168, Section 6.0 "Measurement of the Peak-to-Average Power Ratio (PAPR)"

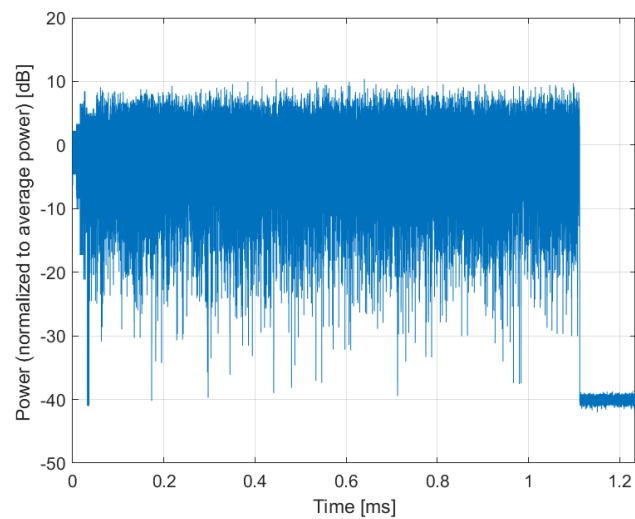
² Modulation Interference Factor (MIF) value valid only in conjunction with advanced probe response linearization calibration for the same communication system (same UID and version).



Complementary Cumulative Distribution Function (CCDF)



Frequency Domain



Time Domain

**Calibration Laboratory of
Schmid & Partner
Engineering AG**
Zeughausstrasse 43, 8004 Zurich, Switzerland

Name: **IEEE 802.11ax (40MHz, MCS9, 90pc duty cycle)**

Group: WLAN
UID: 10704-AAC

PAR: ¹ **8.56 dB**
MIF: ² **-6.15 dB**

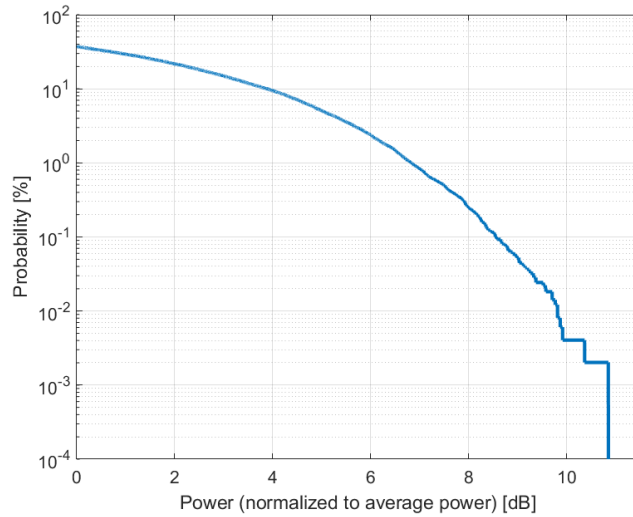
Standard Reference: SPEAG
Category: Random amplitude modulation
Modulation: 256-QAM
Frequency Band: WLAN 2.4GHz (2412.0 - 2484.0 MHz)
WLAN 5GHz (4915.0 - 5825.0 MHz)
U-NII-1, U-NII-2A (5170 - 5330 MHz)
U-NII-2C Standalone (5490 - 5710 MHz)
U-NII-2C <5.65 GHz (5490 - 5650 MHz)
U-NII-3 Standalone (5735 - 5835 MHz)
U-NII-2C, U-NII-3 (5650 - 5835 MHz)
U-NII-5 (5925 - 6425 MHz)
U-NII-6 (6425 - 6525 MHz)
U-NII-7 (6525 - 6875 MHz)
U-NII-8 (6875 - 7125 MHz)
U-NII-4 (5.825 - 5.925 MHz)
Validation band (0.0 - 6000.0 MHz)

Detailed Specification: Bandwidth: 40MHz
Duty Cycle: 90%
Number of spatial stream: 1

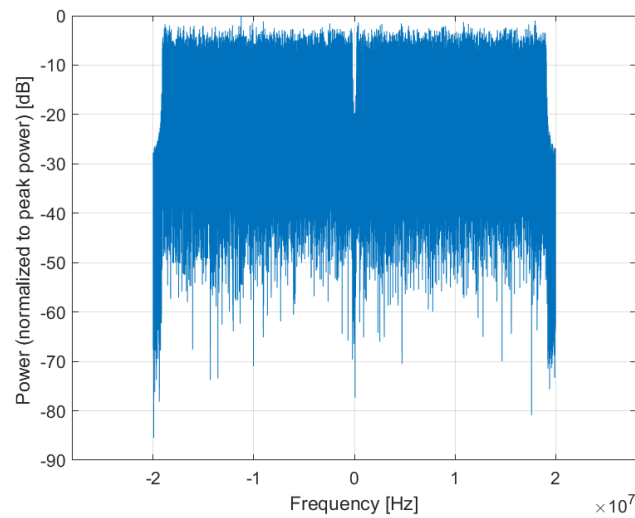
Bandwidth: 40.0 MHz
Integration Time: 1.2 ms

¹ PAR (0.1%) in accordance with FCC KDB 971168, Section 6.0 "Measurement of the Peak-to-Average Power Ratio (PAPR)"

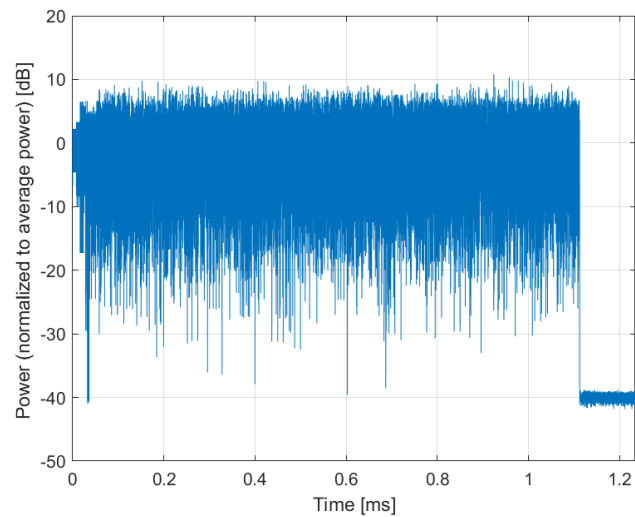
² Modulation Interference Factor (MIF) value valid only in conjunction with advanced probe response linearization calibration for the same communication system (same UID and version).



Complementary Cumulative Distribution Function (CCDF)



Frequency Domain



Time Domain

**Calibration Laboratory of
Schmid & Partner
Engineering AG**
Zeughausstrasse 43, 8004 Zurich, Switzerland

Name: **IEEE 802.11ax (40MHz, MCS10, 90pc duty cycle)**

Group: WLAN
UID: 10705-AAC

PAR: ¹ **8.69 dB**
MIF: ² **-6.16 dB**

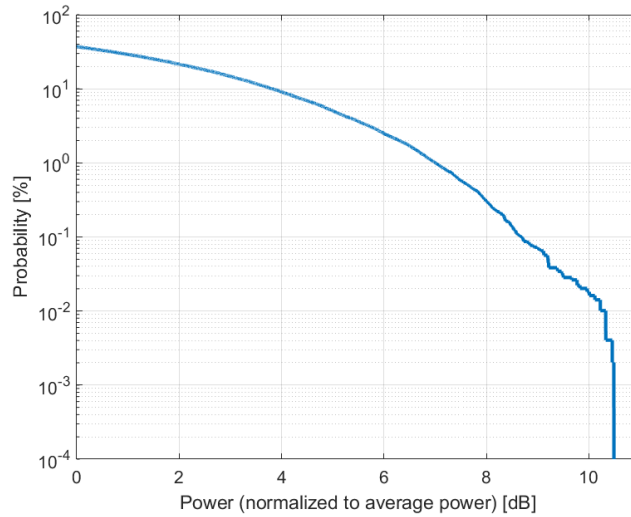
Standard Reference: SPEAG
Category: Random amplitude modulation
Modulation: 1024-QAM
Frequency Band: WLAN 2.4GHz (2412.0 - 2484.0 MHz)
WLAN 5GHz (4915.0 - 5825.0 MHz)
U-NII-1, U-NII-2A (5170 - 5330 MHz)
U-NII-2C Standalone (5490 - 5710 MHz)
U-NII-2C <5.65 GHz (5490 - 5650 MHz)
U-NII-3 Standalone (5735 - 5835 MHz)
U-NII-2C, U-NII-3 (5650 - 5835 MHz)
U-NII-5 (5925 - 6425 MHz)
U-NII-6 (6425 - 6525 MHz)
U-NII-7 (6525 - 6875 MHz)
U-NII-8 (6875 - 7125 MHz)
U-NII-4 (5.825 - 5.925 MHz)
Validation band (0.0 - 6000.0 MHz)

Detailed Specification: Bandwidth: 40MHz
Duty Cycle: 90%
Number of spatial stream: 1

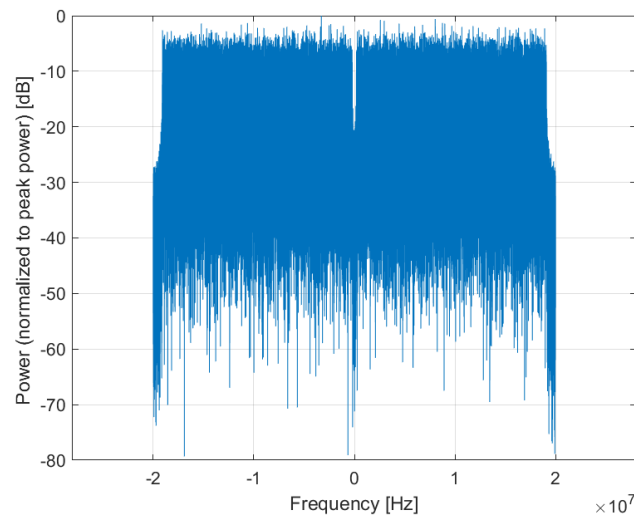
Bandwidth: 40.0 MHz
Integration Time: 1.2 ms

¹ PAR (0.1%) in accordance with FCC KDB 971168, Section 6.0 "Measurement of the Peak-to-Average Power Ratio (PAPR)"

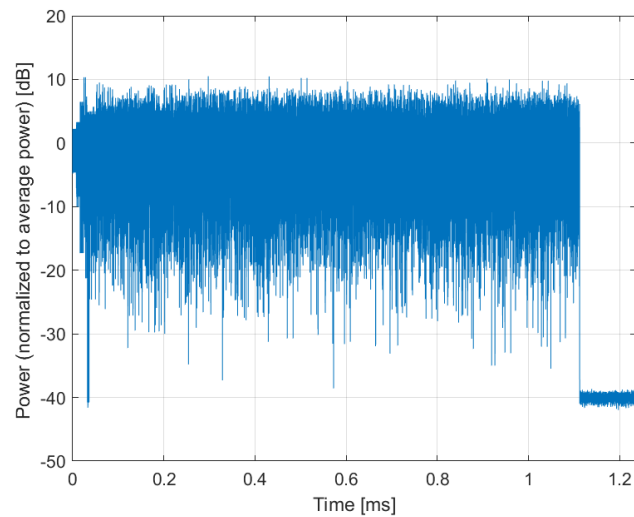
² Modulation Interference Factor (MIF) value valid only in conjunction with advanced probe response linearization calibration for the same communication system (same UID and version).



Complementary Cumulative Distribution Function (CCDF)



Frequency Domain



Time Domain

**Calibration Laboratory of
Schmid & Partner
Engineering AG**
Zeughausstrasse 43, 8004 Zurich, Switzerland

Name: **IEEE 802.11ax (40MHz, MCS11, 90pc duty cycle)**

Group: WLAN
UID: 10706-AAC

PAR: ¹ **8.66 dB**
MIF: ² **-6.18 dB**

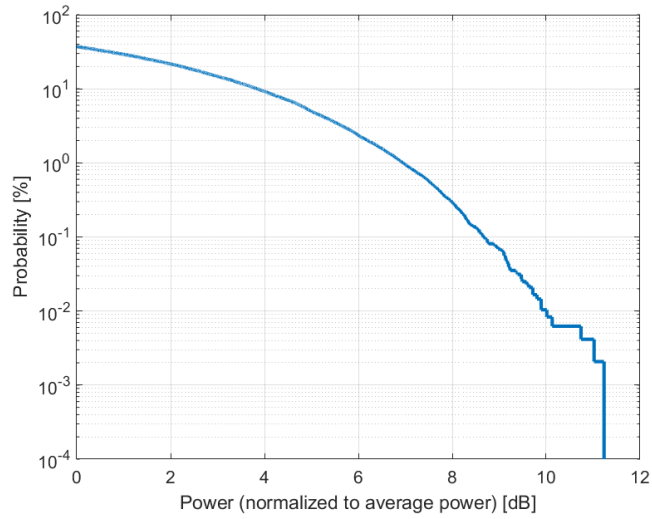
Standard Reference: SPEAG
Category: Random amplitude modulation
Modulation: 1024-QAM
Frequency Band: WLAN 2.4GHz (2412.0 - 2484.0 MHz)
WLAN 5GHz (4915.0 - 5825.0 MHz)
U-NII-1, U-NII-2A (5170 - 5330 MHz)
U-NII-2C Standalone (5490 - 5710 MHz)
U-NII-2C <5.65 GHz (5490 - 5650 MHz)
U-NII-3 Standalone (5735 - 5835 MHz)
U-NII-2C, U-NII-3 (5650 - 5835 MHz)
U-NII-5 (5925 - 6425 MHz)
U-NII-6 (6425 - 6525 MHz)
U-NII-7 (6525 - 6875 MHz)
U-NII-8 (6875 - 7125 MHz)
U-NII-4 (5.825 - 5.925 MHz)
Validation band (0.0 - 6000.0 MHz)

Detailed Specification: Bandwidth: 40MHz
Duty Cycle: 90%
Number of spatial stream: 1

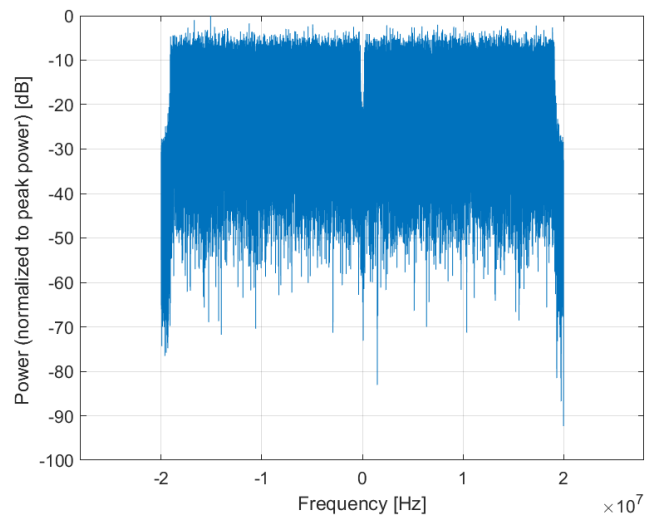
Bandwidth: 40.0 MHz
Integration Time: 1.2 ms

¹ PAR (0.1%) in accordance with FCC KDB 971168, Section 6.0 "Measurement of the Peak-to-Average Power Ratio (PAPR)"

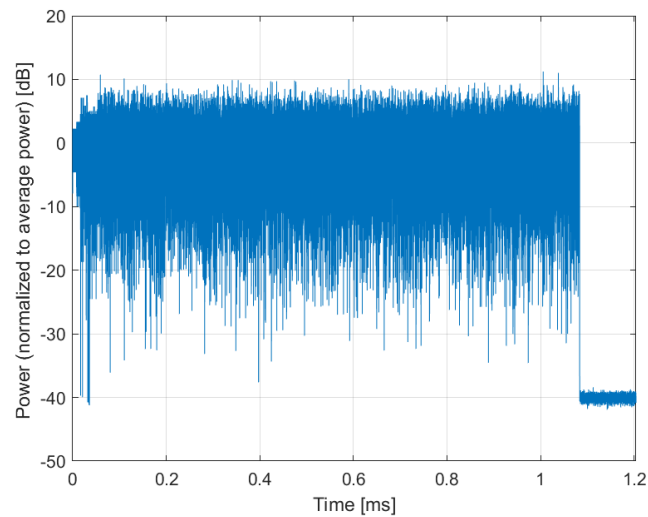
² Modulation Interference Factor (MIF) value valid only in conjunction with advanced probe response linearization calibration for the same communication system (same UID and version).



Complementary Cumulative Distribution Function (CCDF)



Frequency Domain



Time Domain

**Calibration Laboratory of
Schmid & Partner
Engineering AG**
Zeughausstrasse 43, 8004 Zurich, Switzerland

Name: **IEEE 802.11ax (40MHz, MCS0, 99pc duty cycle)**

Group: WLAN
UID: 10707-AAC

PAR: ¹ **8.32 dB**
MIF: ² **-20.01 dB**

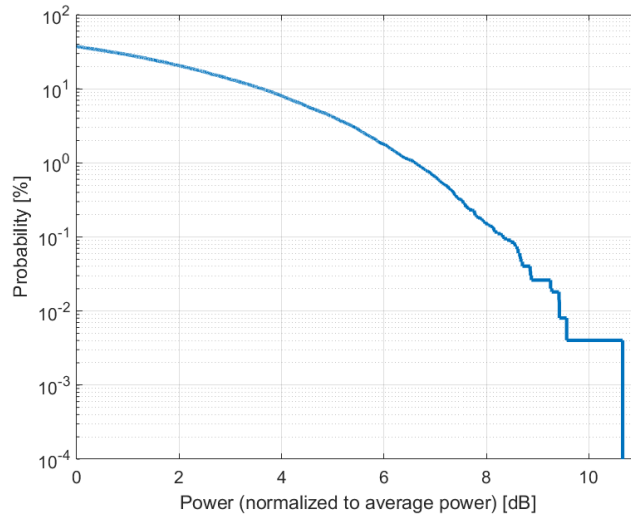
Standard Reference: SPEAG
Category: Random amplitude modulation
Modulation: BPSK
Frequency Band: WLAN 2.4GHz (2412.0 - 2484.0 MHz)
WLAN 5GHz (4915.0 - 5825.0 MHz)
U-NII-1, U-NII-2A (5170 - 5330 MHz)
U-NII-2C Standalone (5490 - 5710 MHz)
U-NII-2C <5.65 GHz (5490 - 5650 MHz)
U-NII-3 Standalone (5735 - 5835 MHz)
U-NII-2C, U-NII-3 (5650 - 5835 MHz)
U-NII-5 (5925 - 6425 MHz)
U-NII-6 (6425 - 6525 MHz)
U-NII-7 (6525 - 6875 MHz)
U-NII-8 (6875 - 7125 MHz)
U-NII-4 (5.825 - 5.925 MHz)
Validation band (0.0 - 6000.0 MHz)

Detailed Specification: Bandwidth: 40MHz
Duty Cycle: 99%
Number of spatial stream: 1

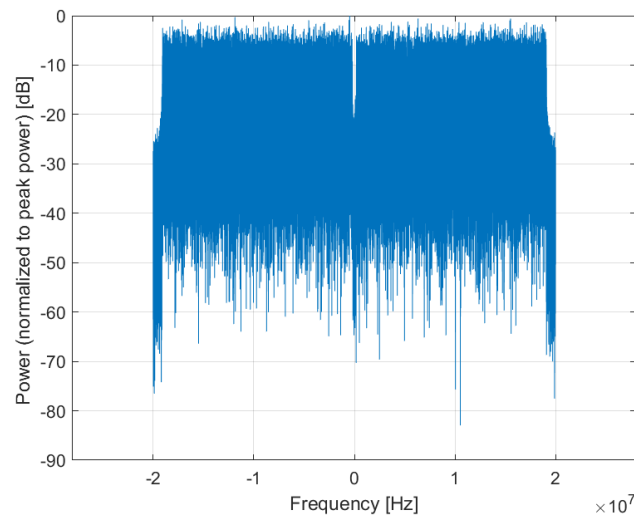
Bandwidth: 40.0 MHz
Integration Time: 1.2 ms

¹ PAR (0.1%) in accordance with FCC KDB 971168, Section 6.0 "Measurement of the Peak-to-Average Power Ratio (PAPR)"

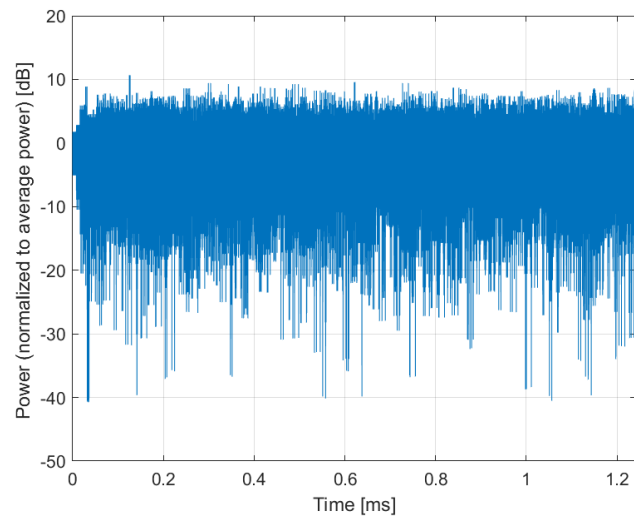
² Modulation Interference Factor (MIF) value valid only in conjunction with advanced probe response linearization calibration for the same communication system (same UID and version).



Complementary Cumulative Distribution Function (CCDF)



Frequency Domain



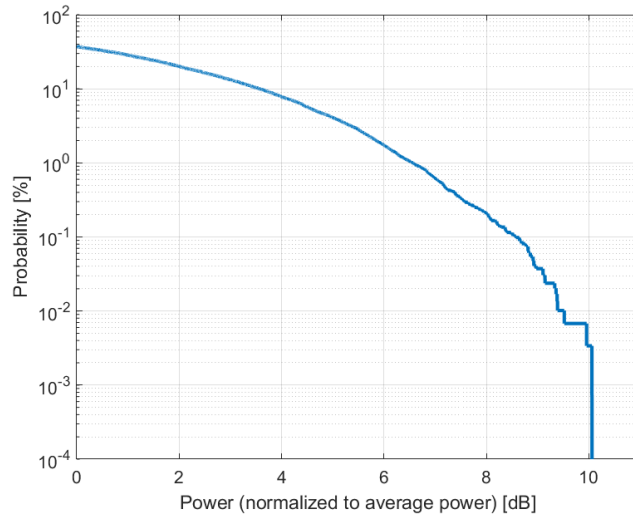
Time Domain

**Calibration Laboratory of
Schmid & Partner
Engineering AG**
Zeughausstrasse 43, 8004 Zurich, Switzerland

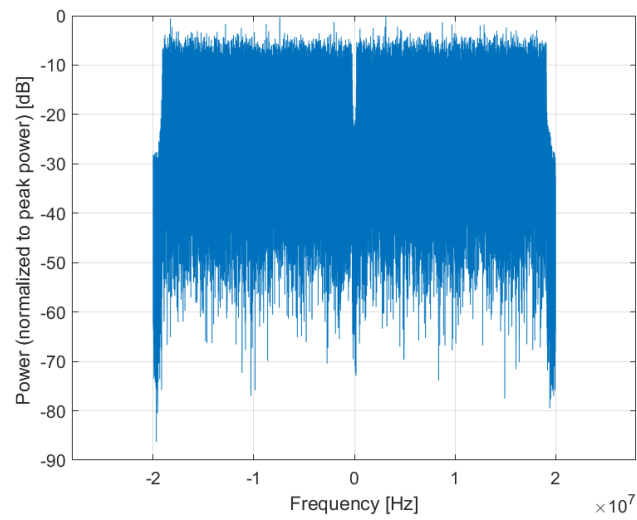
Name:	IEEE 802.11ax (40MHz, MCS1, 99pc duty cycle)
Group:	WLAN
UID:	10708-AAC
PAR: ¹	8.55 dB
MIF: ²	-18.61 dB
Standard Reference:	SPEAG
Category:	Random amplitude modulation
Modulation:	QPSK
Frequency Band:	WLAN 2.4GHz (2412.0 - 2484.0 MHz) WLAN 5GHz (4915.0 - 5825.0 MHz) U-NII-1, U-NII-2A (5170 - 5330 MHz) U-NII-2C Standalone (5490 - 5710 MHz) U-NII-2C <5.65 GHz (5490 - 5650 MHz) U-NII-3 Standalone (5735 - 5835 MHz) U-NII-2C, U-NII-3 (5650 - 5835 MHz) U-NII-5 (5925 - 6425 MHz) U-NII-6 (6425 - 6525 MHz) U-NII-7 (6525 - 6875 MHz) U-NII-8 (6875 - 7125 MHz) U-NII-4 (5.825 - 5.925 MHz) Validation band (0.0 - 6000.0 MHz)
Detailed Specification:	Bandwidth: 40MHz Duty Cycle: 99% Number of spatial stream: 1
Bandwidth:	40.0 MHz
Integration Time:	0.7 ms

¹ PAR (0.1%) in accordance with FCC KDB 971168, Section 6.0 "Measurement of the Peak-to-Average Power Ratio (PAPR)"

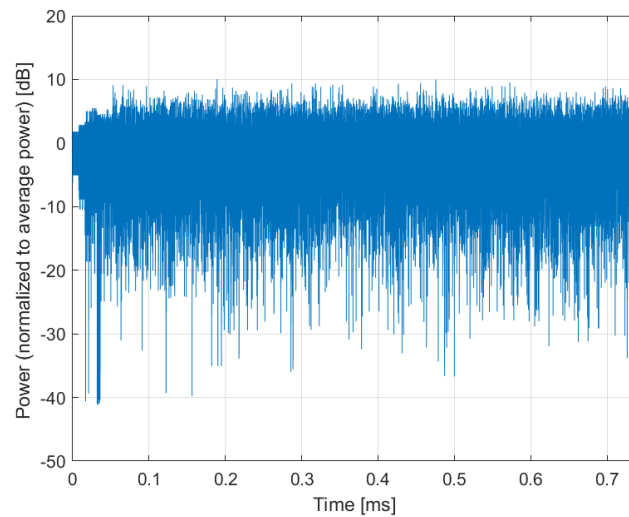
² Modulation Interference Factor (MIF) value valid only in conjunction with advanced probe response linearization calibration for the same communication system (same UID and version).



Complementary Cumulative Distribution Function (CCDF)



Frequency Domain



Time Domain

**Calibration Laboratory of
Schmid & Partner
Engineering AG**
Zeughausstrasse 43, 8004 Zurich, Switzerland

Name: **IEEE 802.11ax (40MHz, MCS2, 99pc duty cycle)**

Group: WLAN
UID: 10709-AAC

PAR: ¹ **8.33 dB**
MIF: ² **-18.46 dB**

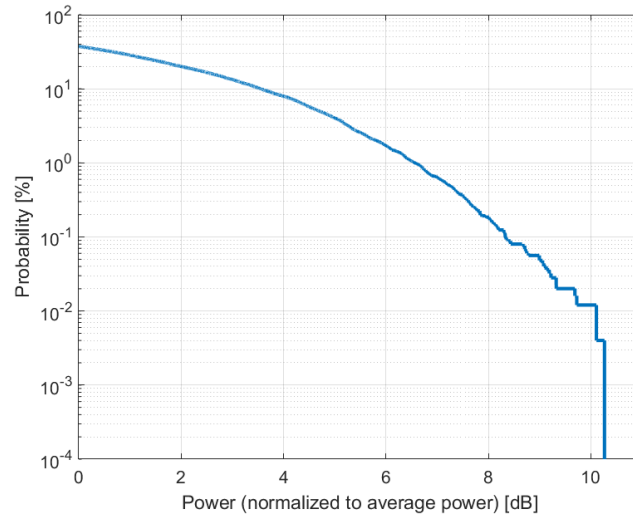
Standard Reference: SPEAG
Category: Random amplitude modulation
Modulation: QPSK
Frequency Band: WLAN 2.4GHz (2412.0 - 2484.0 MHz)
WLAN 5GHz (4915.0 - 5825.0 MHz)
U-NII-1, U-NII-2A (5170 - 5330 MHz)
U-NII-2C Standalone (5490 - 5710 MHz)
U-NII-2C <5.65 GHz (5490 - 5650 MHz)
U-NII-3 Standalone (5735 - 5835 MHz)
U-NII-2C, U-NII-3 (5650 - 5835 MHz)
U-NII-5 (5925 - 6425 MHz)
U-NII-6 (6425 - 6525 MHz)
U-NII-7 (6525 - 6875 MHz)
U-NII-8 (6875 - 7125 MHz)
U-NII-4 (5.825 - 5.925 MHz)
Validation band (0.0 - 6000.0 MHz)

Detailed Specification: Bandwidth: 40MHz
Duty Cycle: 99%
Number of spatial stream: 1

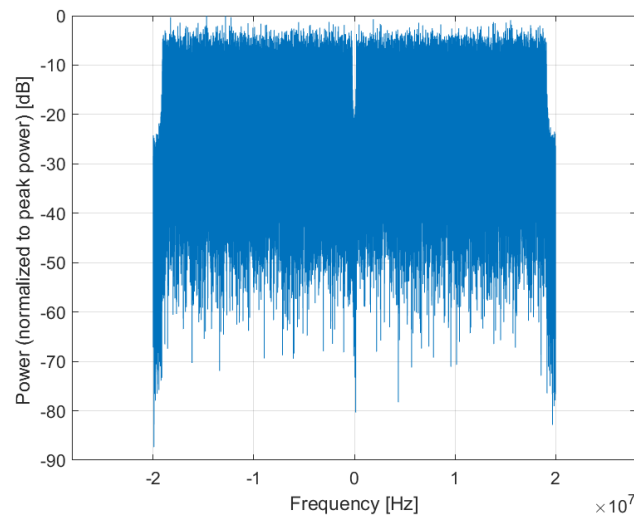
Bandwidth: 40.0 MHz
Integration Time: 0.6 ms

¹ PAR (0.1%) in accordance with FCC KDB 971168, Section 6.0 "Measurement of the Peak-to-Average Power Ratio (PAPR)"

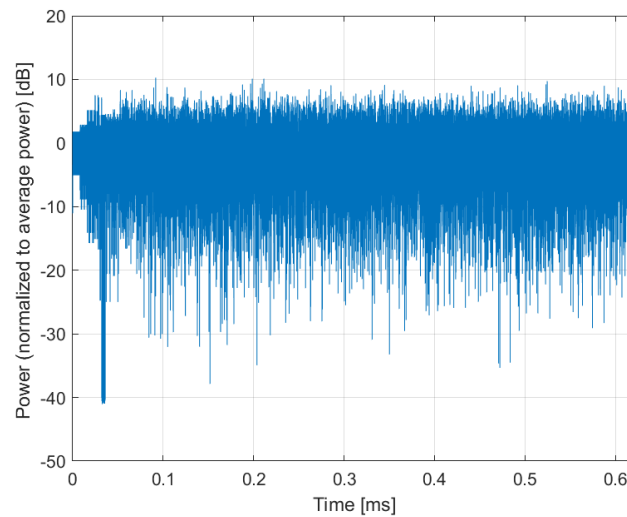
² Modulation Interference Factor (MIF) value valid only in conjunction with advanced probe response linearization calibration for the same communication system (same UID and version).



Complementary Cumulative Distribution Function (CCDF)



Frequency Domain



Time Domain

**Calibration Laboratory of
Schmid & Partner
Engineering AG**
Zeughausstrasse 43, 8004 Zurich, Switzerland

Name: **IEEE 802.11ax (40MHz, MCS3, 99pc duty cycle)**

Group: WLAN
UID: 10710-AAC

PAR: ¹ **8.29 dB**
MIF: ² **-18.54 dB**

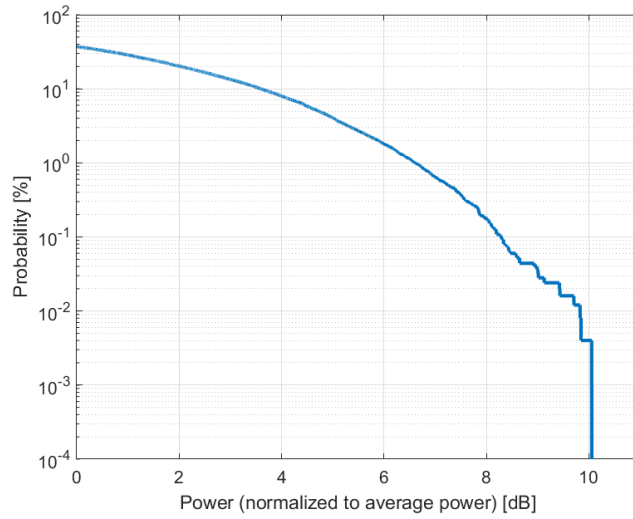
Standard Reference: SPEAG
Category: Random amplitude modulation
Modulation: 16-QAM
Frequency Band: WLAN 2.4GHz (2412.0 - 2484.0 MHz)
WLAN 5GHz (4915.0 - 5825.0 MHz)
U-NII-1, U-NII-2A (5170 - 5330 MHz)
U-NII-2C Standalone (5490 - 5710 MHz)
U-NII-2C <5.65 GHz (5490 - 5650 MHz)
U-NII-3 Standalone (5735 - 5835 MHz)
U-NII-2C, U-NII-3 (5650 - 5835 MHz)
U-NII-5 (5925 - 6425 MHz)
U-NII-6 (6425 - 6525 MHz)
U-NII-7 (6525 - 6875 MHz)
U-NII-8 (6875 - 7125 MHz)
U-NII-4 (5.825 - 5.925 MHz)
Validation band (0.0 - 6000.0 MHz)

Detailed Specification: Bandwidth: 40MHz
Duty Cycle: 99%
Number of spatial stream: 1

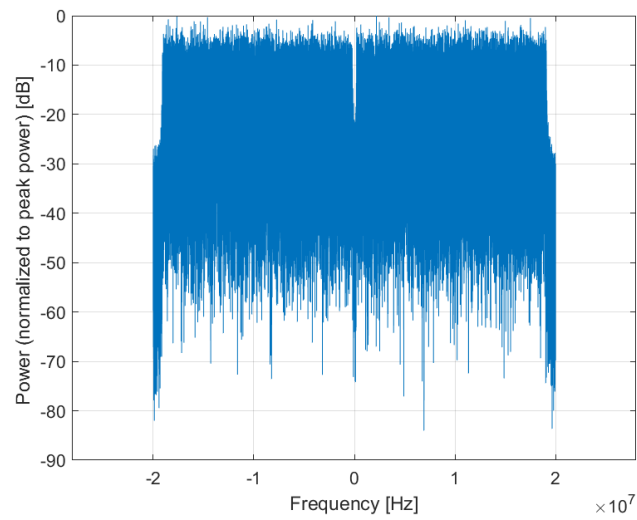
Bandwidth: 40.0 MHz
Integration Time: 0.6 ms

¹ PAR (0.1%) in accordance with FCC KDB 971168, Section 6.0 "Measurement of the Peak-to-Average Power Ratio (PAPR)"

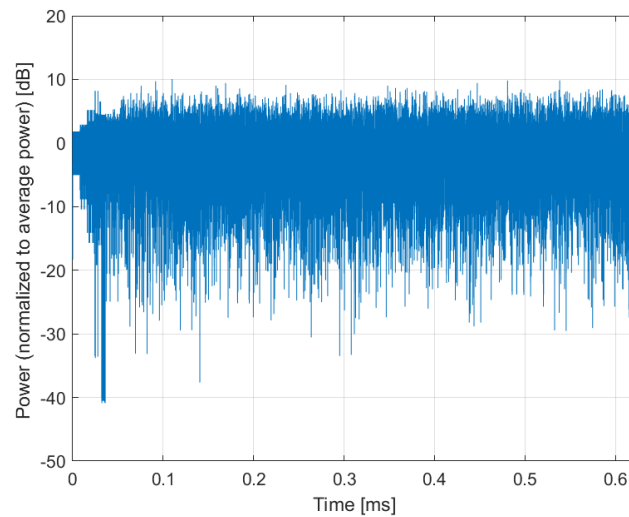
² Modulation Interference Factor (MIF) value valid only in conjunction with advanced probe response linearization calibration for the same communication system (same UID and version).



Complementary Cumulative Distribution Function (CCDF)



Frequency Domain



Time Domain

**Calibration Laboratory of
Schmid & Partner
Engineering AG**
Zeughausstrasse 43, 8004 Zurich, Switzerland

Name: **IEEE 802.11ax (40MHz, MCS4, 99pc duty cycle)**

Group: WLAN
UID: 10711-AAC

PAR: ¹ **8.39 dB**
MIF: ² **-19.40 dB**

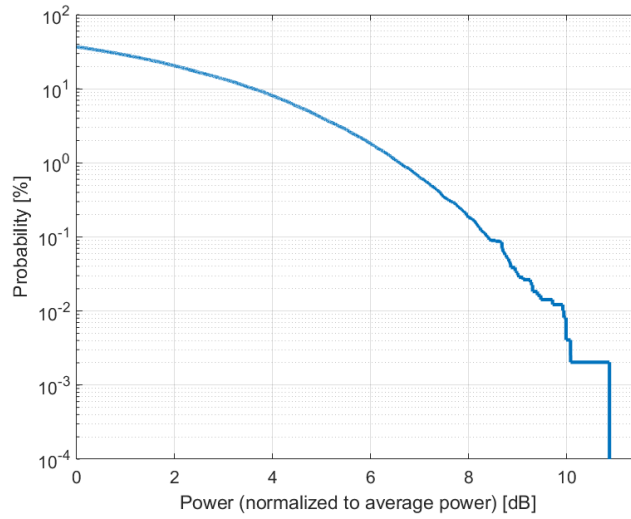
Standard Reference: SPEAG
Category: Random amplitude modulation
Modulation: 16-QAM
Frequency Band: WLAN 2.4GHz (2412.0 - 2484.0 MHz)
WLAN 5GHz (4915.0 - 5825.0 MHz)
U-NII-1, U-NII-2A (5170 - 5330 MHz)
U-NII-2C Standalone (5490 - 5710 MHz)
U-NII-2C <5.65 GHz (5490 - 5650 MHz)
U-NII-3 Standalone (5735 - 5835 MHz)
U-NII-2C, U-NII-3 (5650 - 5835 MHz)
U-NII-5 (5925 - 6425 MHz)
U-NII-6 (6425 - 6525 MHz)
U-NII-7 (6525 - 6875 MHz)
U-NII-8 (6875 - 7125 MHz)
U-NII-4 (5.825 - 5.925 MHz)
Validation band (0.0 - 6000.0 MHz)

Detailed Specification: Bandwidth: 40MHz
Duty Cycle: 99%
Number of spatial stream: 1

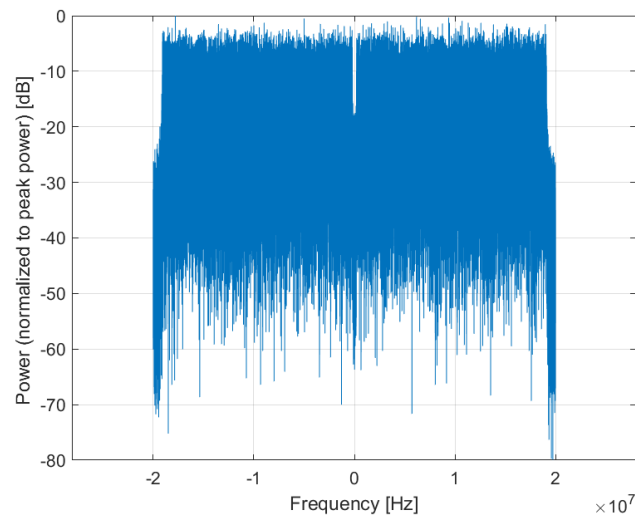
Bandwidth: 40.0 MHz
Integration Time: 1.2 ms

¹ PAR (0.1%) in accordance with FCC KDB 971168, Section 6.0 "Measurement of the Peak-to-Average Power Ratio (PAPR)"

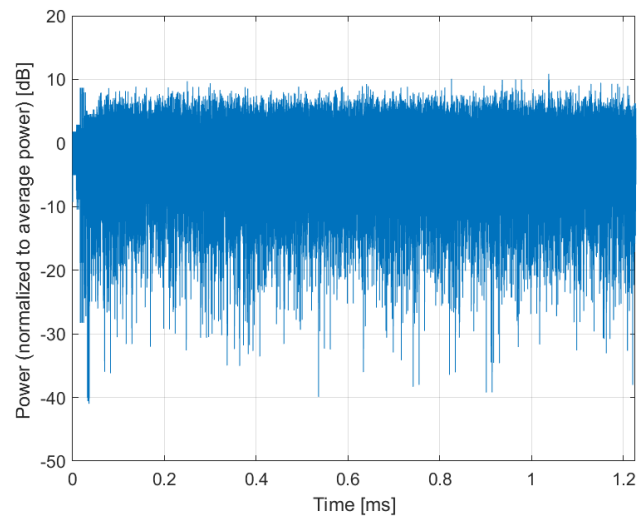
² Modulation Interference Factor (MIF) value valid only in conjunction with advanced probe response linearization calibration for the same communication system (same UID and version).



Complementary Cumulative Distribution Function (CCDF)



Frequency Domain



Time Domain

**Calibration Laboratory of
Schmid & Partner
Engineering AG**
Zeughausstrasse 43, 8004 Zurich, Switzerland

Name: **IEEE 802.11ax (40MHz, MCS5, 99pc duty cycle)**

Group: WLAN
UID: 10712-AAC

PAR: ¹ **8.67 dB**
MIF: ² **-17.58 dB**

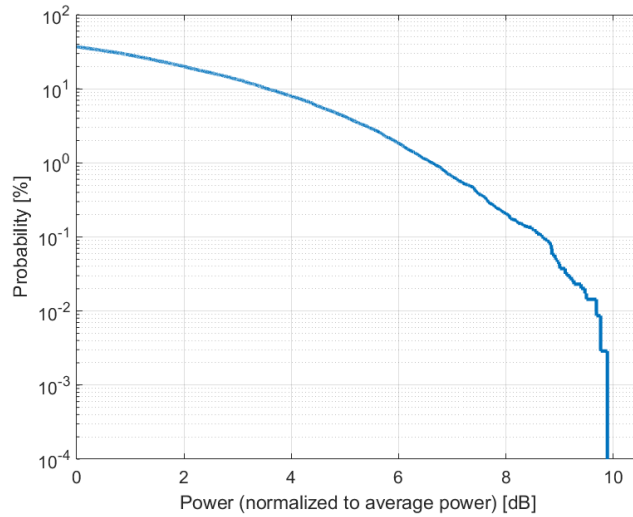
Standard Reference: SPEAG
Category: Random amplitude modulation
Modulation: 64-QAM
Frequency Band: WLAN 2.4GHz (2412.0 - 2484.0 MHz)
WLAN 5GHz (4915.0 - 5825.0 MHz)
U-NII-1, U-NII-2A (5170 - 5330 MHz)
U-NII-2C Standalone (5490 - 5710 MHz)
U-NII-2C <5.65 GHz (5490 - 5650 MHz)
U-NII-3 Standalone (5735 - 5835 MHz)
U-NII-2C, U-NII-3 (5650 - 5835 MHz)
U-NII-5 (5925 - 6425 MHz)
U-NII-6 (6425 - 6525 MHz)
U-NII-7 (6525 - 6875 MHz)
U-NII-8 (6875 - 7125 MHz)
U-NII-4 (5.825 - 5.925 MHz)
Validation band (0.0 - 6000.0 MHz)

Detailed Specification: Bandwidth: 40MHz
Duty Cycle: 99%
Number of spatial stream: 1

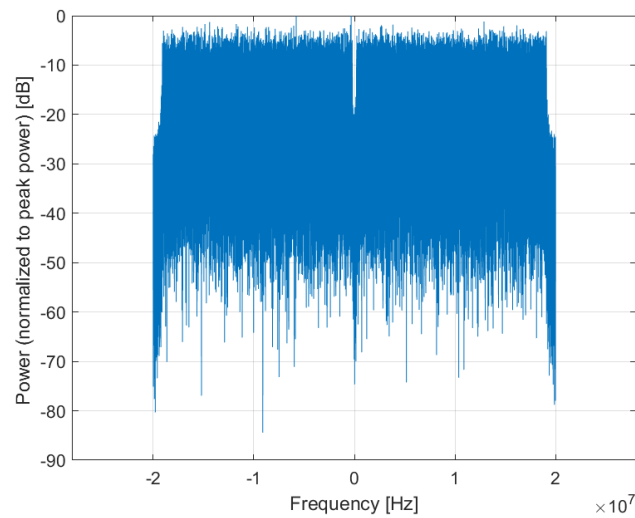
Bandwidth: 40.0 MHz
Integration Time: 0.9 ms

¹ PAR (0.1%) in accordance with FCC KDB 971168, Section 6.0 "Measurement of the Peak-to-Average Power Ratio (PAPR)"

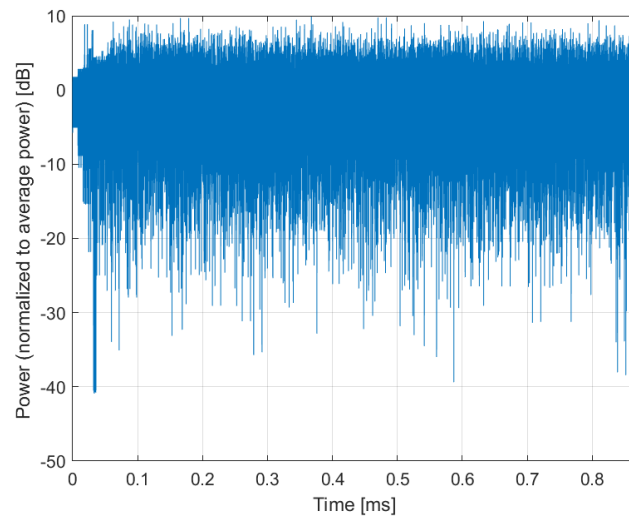
² Modulation Interference Factor (MIF) value valid only in conjunction with advanced probe response linearization calibration for the same communication system (same UID and version).



Complementary Cumulative Distribution Function (CCDF)



Frequency Domain



Time Domain

**Calibration Laboratory of
Schmid & Partner
Engineering AG**
Zeughausstrasse 43, 8004 Zurich, Switzerland

Name: **IEEE 802.11ax (40MHz, MCS6, 99pc duty cycle)**

Group: WLAN
UID: 10713-AAC

PAR: ¹ **8.33 dB**
MIF: ² **-19.24 dB**

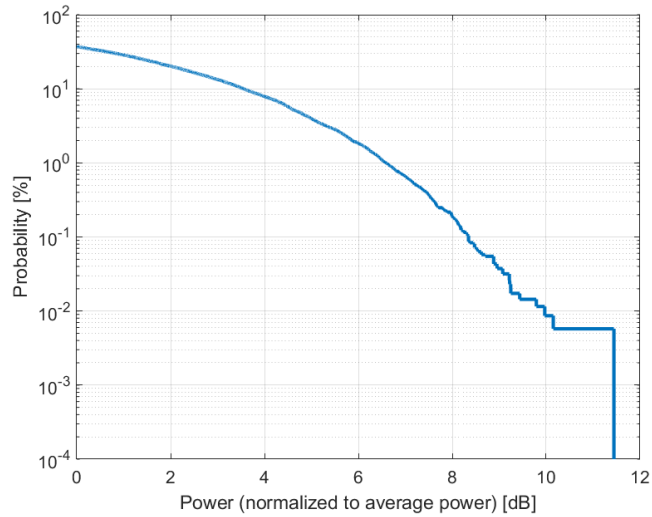
Standard Reference: SPEAG
Category: Random amplitude modulation
Modulation: 64-QAM
Frequency Band: WLAN 2.4GHz (2412.0 - 2484.0 MHz)
WLAN 5GHz (4915.0 - 5825.0 MHz)
U-NII-1, U-NII-2A (5170 - 5330 MHz)
U-NII-2C Standalone (5490 - 5710 MHz)
U-NII-2C <5.65 GHz (5490 - 5650 MHz)
U-NII-3 Standalone (5735 - 5835 MHz)
U-NII-2C, U-NII-3 (5650 - 5835 MHz)
U-NII-5 (5925 - 6425 MHz)
U-NII-6 (6425 - 6525 MHz)
U-NII-7 (6525 - 6875 MHz)
U-NII-8 (6875 - 7125 MHz)
U-NII-4 (5.825 - 5.925 MHz)
Validation band (0.0 - 6000.0 MHz)

Detailed Specification: Bandwidth: 40MHz
Duty Cycle: 99%
Number of spatial stream: 1

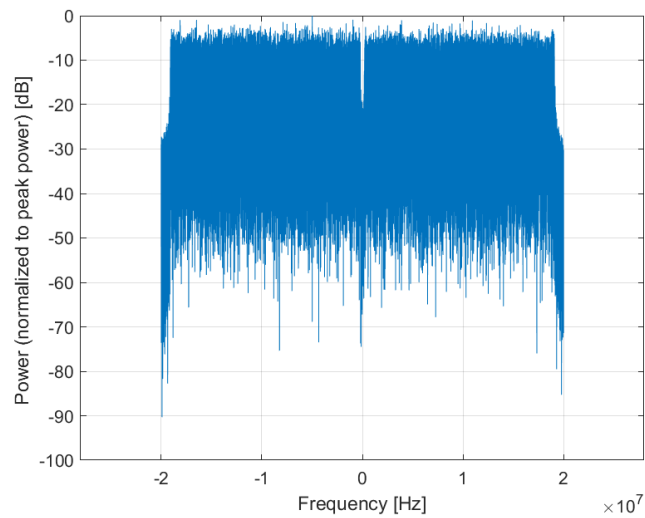
Bandwidth: 40.0 MHz
Integration Time: 0.9 ms

¹ PAR (0.1%) in accordance with FCC KDB 971168, Section 6.0 "Measurement of the Peak-to-Average Power Ratio (PAPR)"

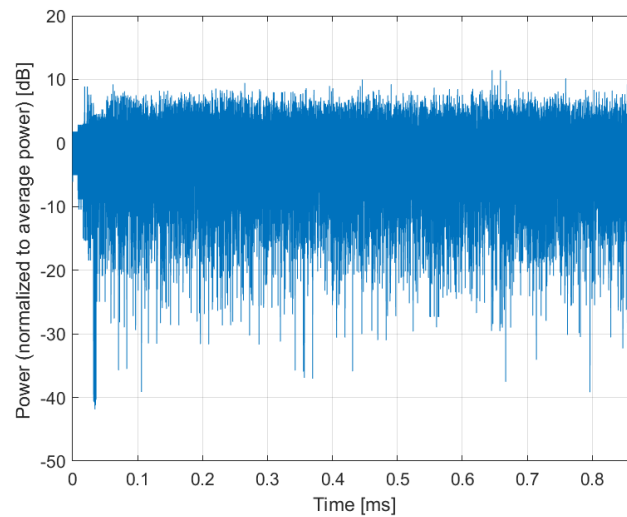
² Modulation Interference Factor (MIF) value valid only in conjunction with advanced probe response linearization calibration for the same communication system (same UID and version).



Complementary Cumulative Distribution Function (CCDF)



Frequency Domain



Time Domain

**Calibration Laboratory of
Schmid & Partner
Engineering AG**
Zeughausstrasse 43, 8004 Zurich, Switzerland

Name: **IEEE 802.11ax (40MHz, MCS7, 99pc duty cycle)**

Group: WLAN
UID: 10714-AAC

PAR: ¹ **8.26 dB**
MIF: ² **-19.01 dB**

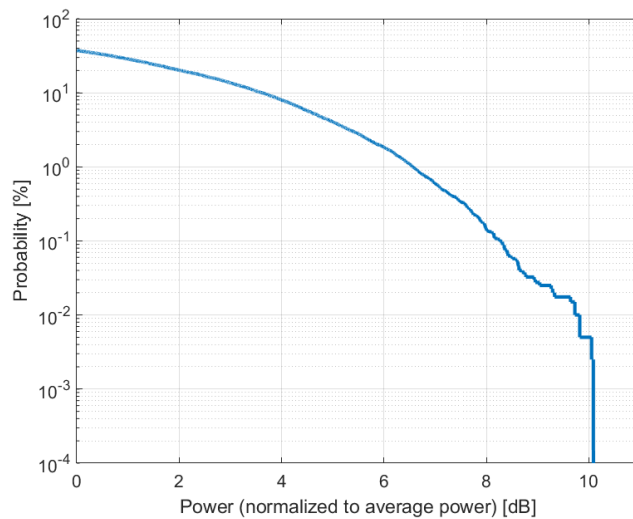
Standard Reference: SPEAG
Category: Random amplitude modulation
Modulation: 64-QAM
Frequency Band: WLAN 2.4GHz (2412.0 - 2484.0 MHz)
WLAN 5GHz (4915.0 - 5825.0 MHz)
U-NII-1, U-NII-2A (5170 - 5330 MHz)
U-NII-2C Standalone (5490 - 5710 MHz)
U-NII-2C <5.65 GHz (5490 - 5650 MHz)
U-NII-3 Standalone (5735 - 5835 MHz)
U-NII-2C, U-NII-3 (5650 - 5835 MHz)
U-NII-5 (5925 - 6425 MHz)
U-NII-6 (6425 - 6525 MHz)
U-NII-7 (6525 - 6875 MHz)
U-NII-8 (6875 - 7125 MHz)
U-NII-4 (5.825 - 5.925 MHz)
Validation band (0.0 - 6000.0 MHz)

Detailed Specification: Bandwidth: 40MHz
Duty Cycle: 99%
Number of spatial stream: 1

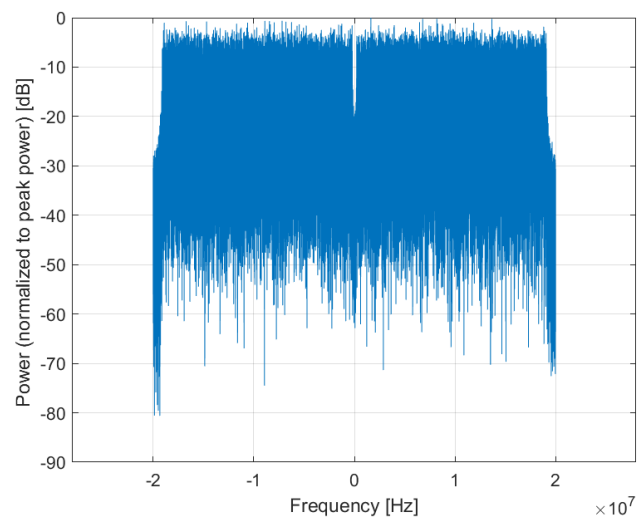
Bandwidth: 40.0 MHz
Integration Time: 1.0 ms

¹ PAR (0.1%) in accordance with FCC KDB 971168, Section 6.0 "Measurement of the Peak-to-Average Power Ratio (PAPR)"

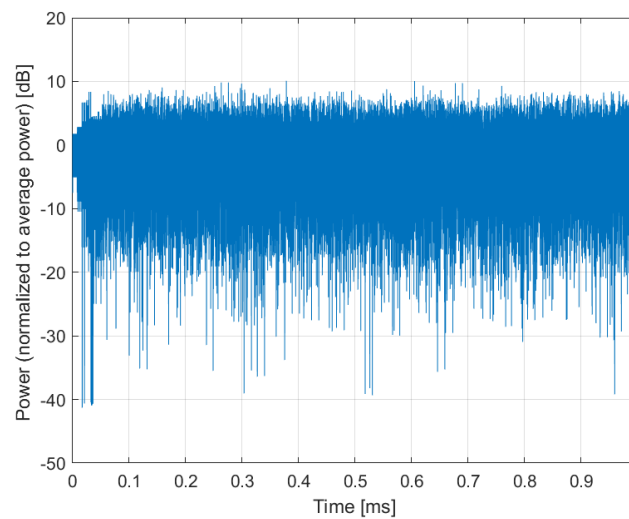
² Modulation Interference Factor (MIF) value valid only in conjunction with advanced probe response linearization calibration for the same communication system (same UID and version).



Complementary Cumulative Distribution Function (CCDF)



Frequency Domain



Time Domain

**Calibration Laboratory of
Schmid & Partner
Engineering AG**
Zeughausstrasse 43, 8004 Zurich, Switzerland

Name: **IEEE 802.11ax (40MHz, MCS8, 99pc duty cycle)**

Group: WLAN
UID: 10715-AAC

PAR: ¹ **8.45 dB**
MIF: ² **-19.04 dB**

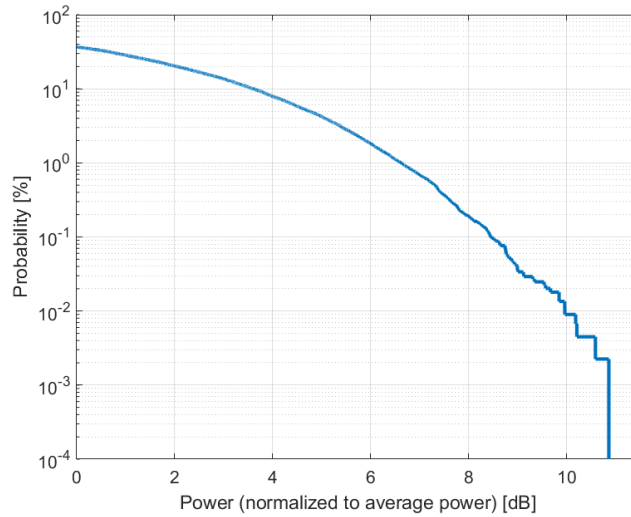
Standard Reference: SPEAG
Category: Random amplitude modulation
Modulation: 256-QAM
Frequency Band: WLAN 2.4GHz (2412.0 - 2484.0 MHz)
WLAN 5GHz (4915.0 - 5825.0 MHz)
U-NII-1, U-NII-2A (5170 - 5330 MHz)
U-NII-2C Standalone (5490 - 5710 MHz)
U-NII-2C <5.65 GHz (5490 - 5650 MHz)
U-NII-3 Standalone (5735 - 5835 MHz)
U-NII-2C, U-NII-3 (5650 - 5835 MHz)
U-NII-5 (5925 - 6425 MHz)
U-NII-6 (6425 - 6525 MHz)
U-NII-7 (6525 - 6875 MHz)
U-NII-8 (6875 - 7125 MHz)
U-NII-4 (5.825 - 5.925 MHz)
Validation band (0.0 - 6000.0 MHz)

Detailed Specification: Bandwidth: 40MHz
Duty Cycle: 99%
Number of spatial stream: 1

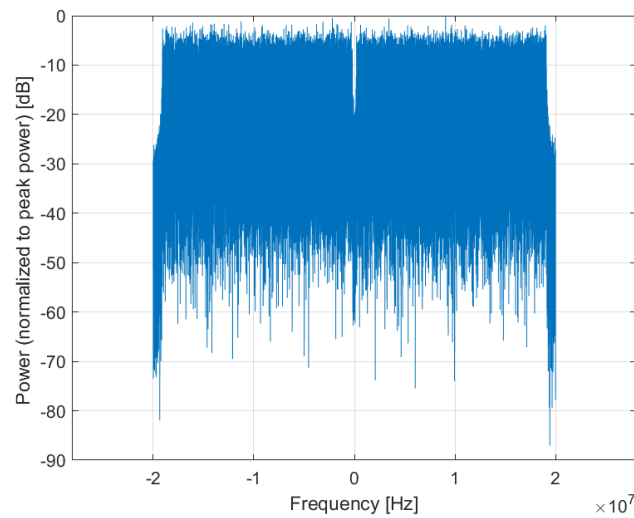
Bandwidth: 40.0 MHz
Integration Time: 1.1 ms

¹ PAR (0.1%) in accordance with FCC KDB 971168, Section 6.0 "Measurement of the Peak-to-Average Power Ratio (PAPR)"

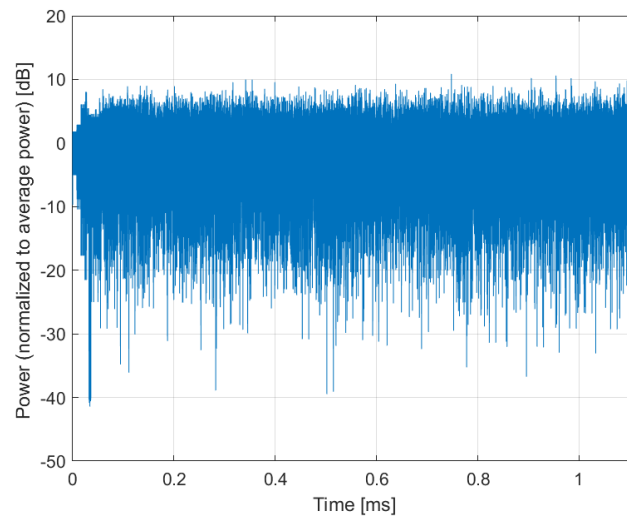
² Modulation Interference Factor (MIF) value valid only in conjunction with advanced probe response linearization calibration for the same communication system (same UID and version).



Complementary Cumulative Distribution Function (CCDF)



Frequency Domain



Time Domain

**Calibration Laboratory of
Schmid & Partner
Engineering AG**
Zeughausstrasse 43, 8004 Zurich, Switzerland

Name: **IEEE 802.11ax (40MHz, MCS9, 99pc duty cycle)**

Group: WLAN
UID: 10716-AAC

PAR: ¹ **8.30 dB**
MIF: ² **-17.95 dB**

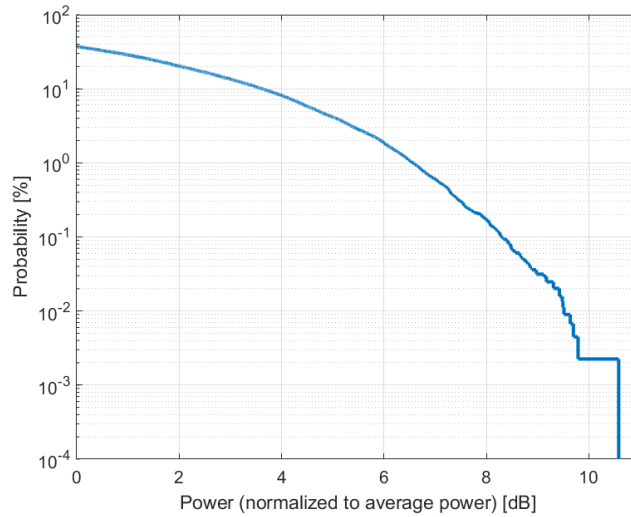
Standard Reference: SPEAG
Category: Random amplitude modulation
Modulation: 256-QAM
Frequency Band: WLAN 2.4GHz (2412.0 - 2484.0 MHz)
WLAN 5GHz (4915.0 - 5825.0 MHz)
U-NII-1, U-NII-2A (5170 - 5330 MHz)
U-NII-2C Standalone (5490 - 5710 MHz)
U-NII-2C <5.65 GHz (5490 - 5650 MHz)
U-NII-3 Standalone (5735 - 5835 MHz)
U-NII-2C, U-NII-3 (5650 - 5835 MHz)
U-NII-5 (5925 - 6425 MHz)
U-NII-6 (6425 - 6525 MHz)
U-NII-7 (6525 - 6875 MHz)
U-NII-8 (6875 - 7125 MHz)
U-NII-4 (5.825 - 5.925 MHz)
Validation band (0.0 - 6000.0 MHz)

Detailed Specification: Bandwidth: 40MHz
Duty Cycle: 99%
Number of spatial stream: 1

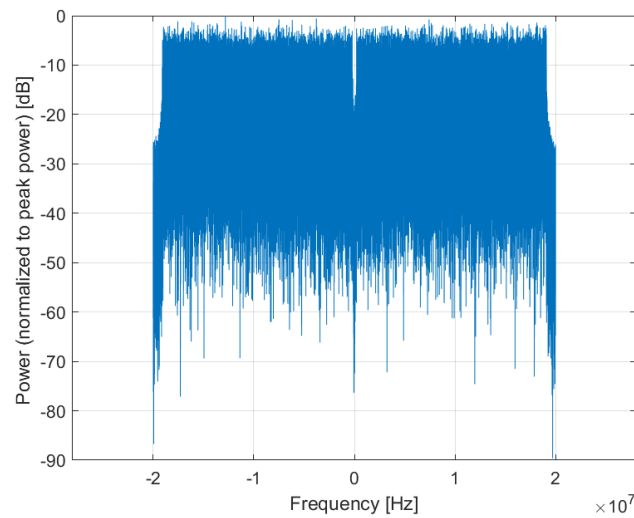
Bandwidth: 40.0 MHz
Integration Time: 1.1 ms

¹ PAR (0.1%) in accordance with FCC KDB 971168, Section 6.0 "Measurement of the Peak-to-Average Power Ratio (PAPR)"

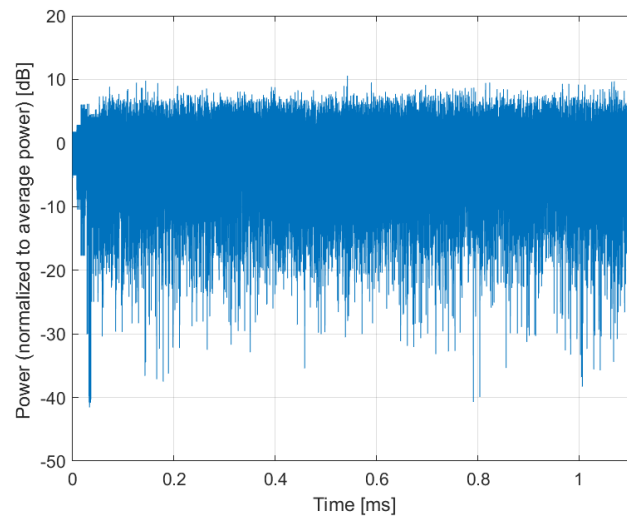
² Modulation Interference Factor (MIF) value valid only in conjunction with advanced probe response linearization calibration for the same communication system (same UID and version).



Complementary Cumulative Distribution Function (CCDF)



Frequency Domain



Time Domain

**Calibration Laboratory of
Schmid & Partner
Engineering AG**
Zeughausstrasse 43, 8004 Zurich, Switzerland

Name: **IEEE 802.11ax (40MHz, MCS10, 99pc duty cycle)**

Group: WLAN
UID: 10717-AAC

PAR: ¹ **8.48 dB**
MIF: ² **-18.12 dB**

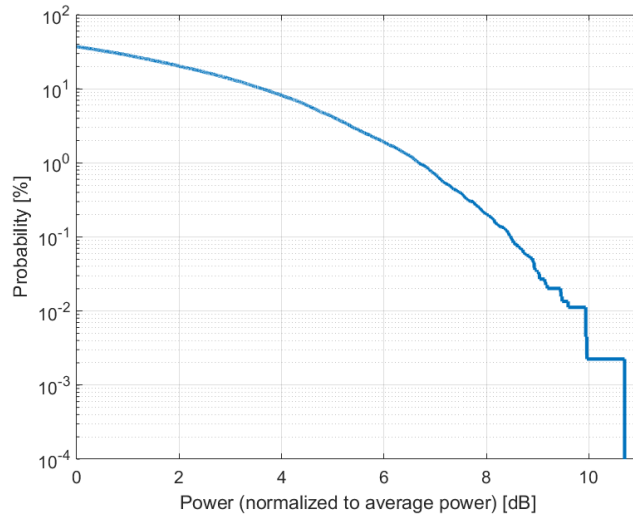
Standard Reference: SPEAG
Category: Random amplitude modulation
Modulation: 1024-QAM
Frequency Band: WLAN 2.4GHz (2412.0 - 2484.0 MHz)
WLAN 5GHz (4915.0 - 5825.0 MHz)
U-NII-1, U-NII-2A (5170 - 5330 MHz)
U-NII-2C Standalone (5490 - 5710 MHz)
U-NII-2C <5.65 GHz (5490 - 5650 MHz)
U-NII-3 Standalone (5735 - 5835 MHz)
U-NII-2C, U-NII-3 (5650 - 5835 MHz)
U-NII-5 (5925 - 6425 MHz)
U-NII-6 (6425 - 6525 MHz)
U-NII-7 (6525 - 6875 MHz)
U-NII-8 (6875 - 7125 MHz)
U-NII-4 (5.825 - 5.925 MHz)
Validation band (0.0 - 6000.0 MHz)

Detailed Specification: Bandwidth: 40MHz
Duty Cycle: 99%
Number of spatial stream: 1

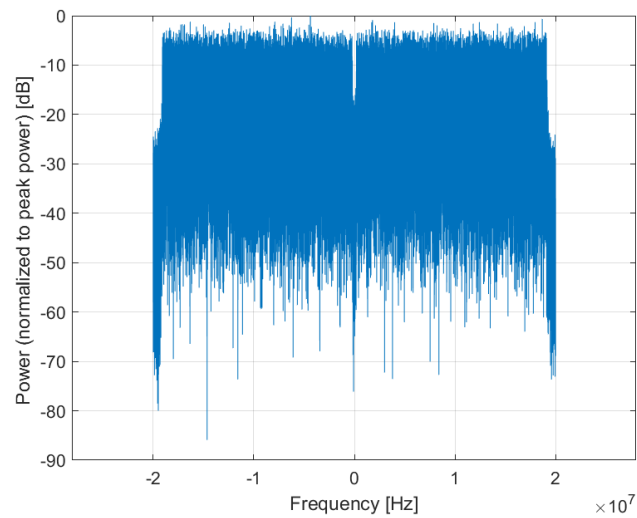
Bandwidth: 40.0 MHz
Integration Time: 1.1 ms

¹ PAR (0.1%) in accordance with FCC KDB 971168, Section 6.0 "Measurement of the Peak-to-Average Power Ratio (PAPR)"

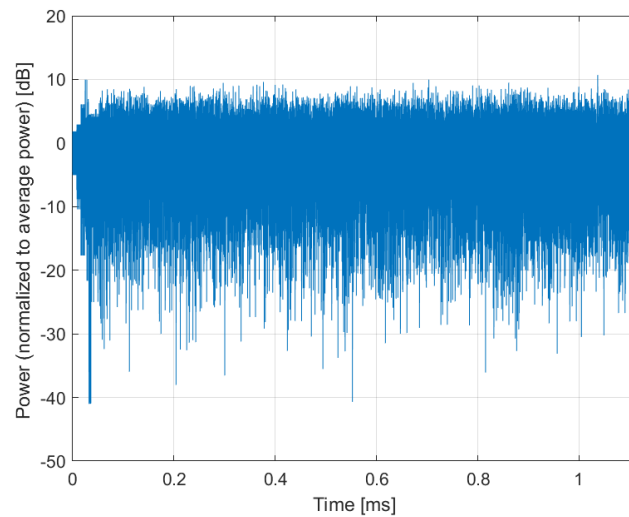
² Modulation Interference Factor (MIF) value valid only in conjunction with advanced probe response linearization calibration for the same communication system (same UID and version).



Complementary Cumulative Distribution Function (CCDF)



Frequency Domain



Time Domain

**Calibration Laboratory of
Schmid & Partner
Engineering AG**
Zeughausstrasse 43, 8004 Zurich, Switzerland

Name: **IEEE 802.11ax (40MHz, MCS11, 99pc duty cycle)**

Group: WLAN
UID: 10718-AAC

PAR: ¹ **8.24 dB**
MIF: ² **-17.88 dB**

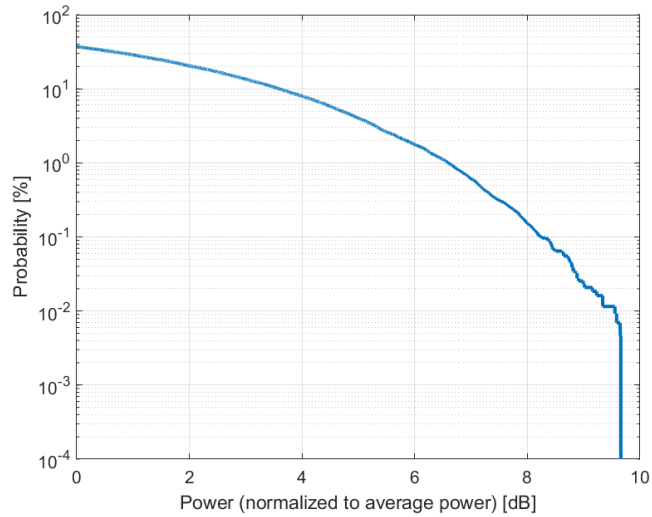
Standard Reference: SPEAG
Category: Random amplitude modulation
Modulation: 1024-QAM
Frequency Band: WLAN 2.4GHz (2412.0 - 2484.0 MHz)
WLAN 5GHz (4915.0 - 5825.0 MHz)
U-NII-1, U-NII-2A (5170 - 5330 MHz)
U-NII-2C Standalone (5490 - 5710 MHz)
U-NII-2C <5.65 GHz (5490 - 5650 MHz)
U-NII-3 Standalone (5735 - 5835 MHz)
U-NII-2C, U-NII-3 (5650 - 5835 MHz)
U-NII-5 (5925 - 6425 MHz)
U-NII-6 (6425 - 6525 MHz)
U-NII-7 (6525 - 6875 MHz)
U-NII-8 (6875 - 7125 MHz)
U-NII-4 (5.825 - 5.925 MHz)
Validation band (0.0 - 6000.0 MHz)

Detailed Specification: Bandwidth: 40MHz
Duty Cycle: 99%
Number of spatial stream: 1

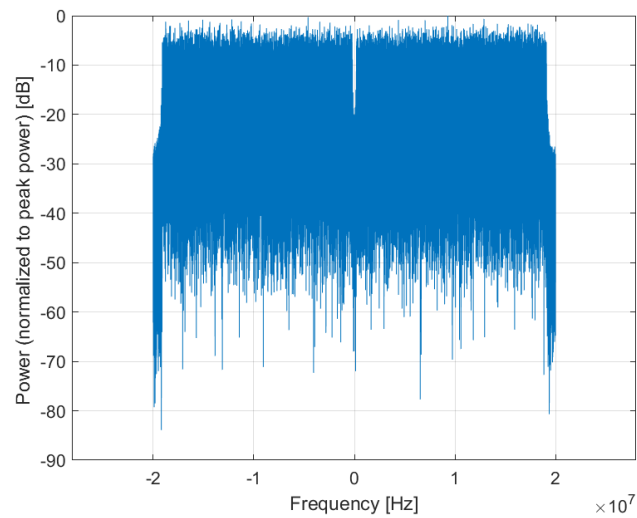
Bandwidth: 40.0 MHz
Integration Time: 1.1 ms

¹ PAR (0.1%) in accordance with FCC KDB 971168, Section 6.0 "Measurement of the Peak-to-Average Power Ratio (PAPR)"

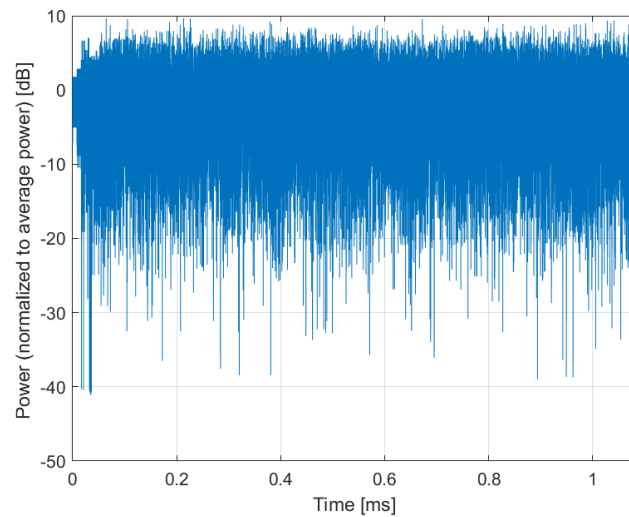
² Modulation Interference Factor (MIF) value valid only in conjunction with advanced probe response linearization calibration for the same communication system (same UID and version).



Complementary Cumulative Distribution Function (CCDF)



Frequency Domain



Time Domain

**Calibration Laboratory of
Schmid & Partner
Engineering AG**
Zeughausstrasse 43, 8004 Zurich, Switzerland

Name: **IEEE 802.11ax (80MHz, MCS0, 90pc duty cycle)**

Group: WLAN
UID: 10719-AAC

PAR: ¹ **8.81 dB**
MIF: ² **-6.04 dB**

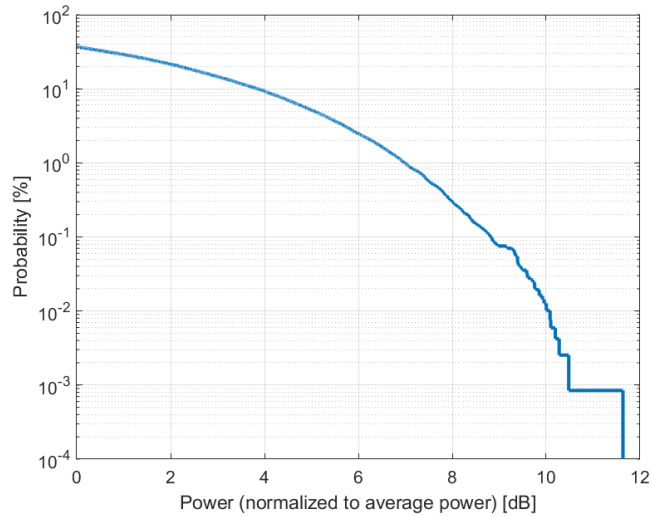
Standard Reference: SPEAG
Category: Random amplitude modulation
Modulation: BPSK
Frequency Band: WLAN 2.4GHz (2412.0 - 2484.0 MHz)
WLAN 5GHz (4915.0 - 5825.0 MHz)
U-NII-1, U-NII-2A (5170 - 5330 MHz)
U-NII-2C Standalone (5490 - 5710 MHz)
U-NII-2C <5.65 GHz (5490 - 5650 MHz)
U-NII-3 Standalone (5735 - 5835 MHz)
U-NII-2C, U-NII-3 (5650 - 5835 MHz)
U-NII-5 (5925 - 6425 MHz)
U-NII-6 (6425 - 6525 MHz)
U-NII-7 (6525 - 6875 MHz)
U-NII-8 (6875 - 7125 MHz)
U-NII-4 (5.825 - 5.925 MHz)
Validation band (0.0 - 6000.0 MHz)

Detailed Specification: Bandwidth: 80MHz
Duty Cycle: 90%
Number of spatial stream: 1

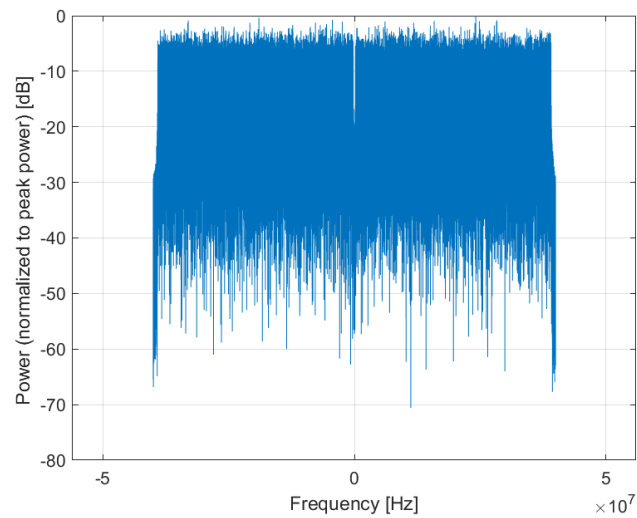
Bandwidth: 80.0 MHz
Integration Time: 1.5 ms

¹ PAR (0.1%) in accordance with FCC KDB 971168, Section 6.0 "Measurement of the Peak-to-Average Power Ratio (PAPR)"

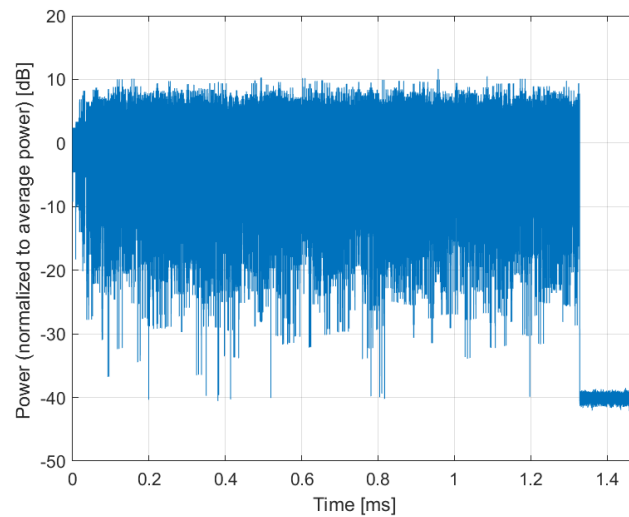
² Modulation Interference Factor (MIF) value valid only in conjunction with advanced probe response linearization calibration for the same communication system (same UID and version).



Complementary Cumulative Distribution Function (CCDF)



Frequency Domain



Time Domain

**Calibration Laboratory of
Schmid & Partner
Engineering AG**
Zeughausstrasse 43, 8004 Zurich, Switzerland

Name: **IEEE 802.11ax (80MHz, MCS1, 90pc duty cycle)**

Group: WLAN
UID: 10720-AAC

PAR: ¹ **8.87 dB**
MIF: ² **-6.84 dB**

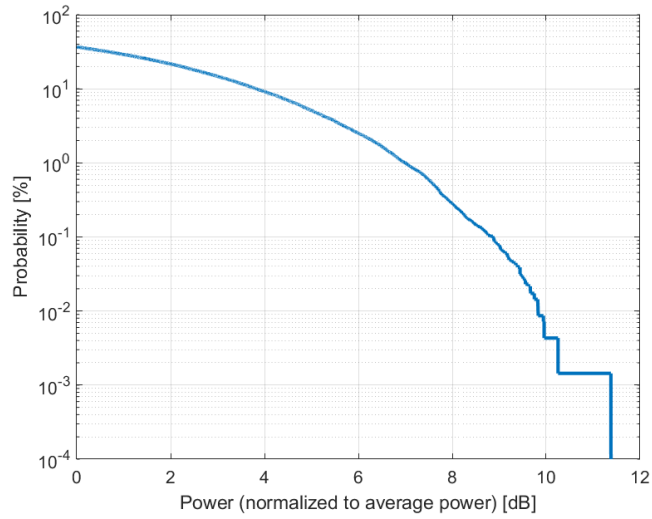
Standard Reference: SPEAG
Category: Random amplitude modulation
Modulation: QPSK
Frequency Band: WLAN 2.4GHz (2412.0 - 2484.0 MHz)
WLAN 5GHz (4915.0 - 5825.0 MHz)
U-NII-1, U-NII-2A (5170 - 5330 MHz)
U-NII-2C Standalone (5490 - 5710 MHz)
U-NII-2C <5.65 GHz (5490 - 5650 MHz)
U-NII-3 Standalone (5735 - 5835 MHz)
U-NII-2C, U-NII-3 (5650 - 5835 MHz)
U-NII-5 (5925 - 6425 MHz)
U-NII-6 (6425 - 6525 MHz)
U-NII-7 (6525 - 6875 MHz)
U-NII-8 (6875 - 7125 MHz)
U-NII-4 (5.825 - 5.925 MHz)
Validation band (0.0 - 6000.0 MHz)

Detailed Specification: Bandwidth: 80MHz
Duty Cycle: 90%
Number of spatial stream: 1

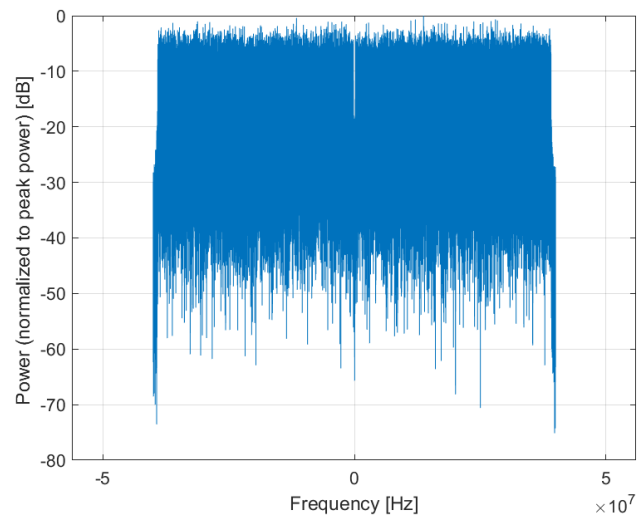
Bandwidth: 80.0 MHz
Integration Time: 0.9 ms

¹ PAR (0.1%) in accordance with FCC KDB 971168, Section 6.0 "Measurement of the Peak-to-Average Power Ratio (PAPR)"

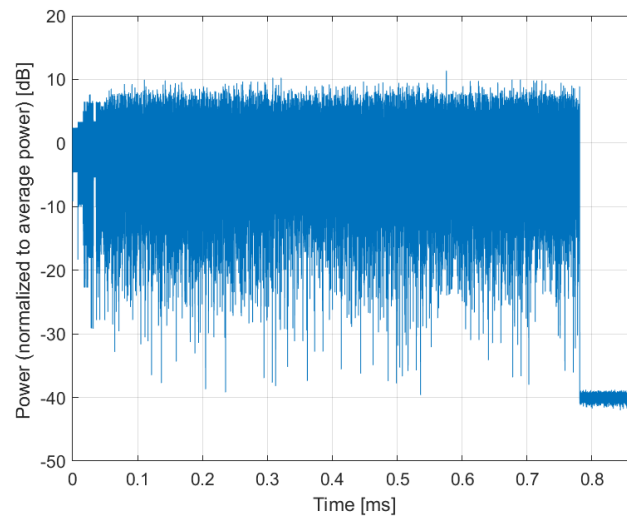
² Modulation Interference Factor (MIF) value valid only in conjunction with advanced probe response linearization calibration for the same communication system (same UID and version).



Complementary Cumulative Distribution Function (CCDF)



Frequency Domain



Time Domain

**Calibration Laboratory of
Schmid & Partner
Engineering AG**
Zeughausstrasse 43, 8004 Zurich, Switzerland

Name: **IEEE 802.11ax (80MHz, MCS2, 90pc duty cycle)**

Group: WLAN
UID: 10721-AAC

PAR: ¹ **8.76 dB**
MIF: ² **-7.16 dB**

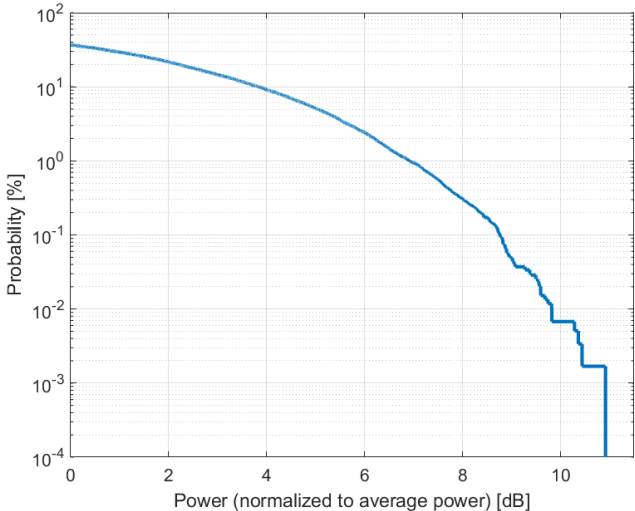
Standard Reference: SPEAG
Category: Random amplitude modulation
Modulation: QPSK
Frequency Band: WLAN 2.4GHz (2412.0 - 2484.0 MHz)
WLAN 5GHz (4915.0 - 5825.0 MHz)
U-NII-1, U-NII-2A (5170 - 5330 MHz)
U-NII-2C Standalone (5490 - 5710 MHz)
U-NII-2C <5.65 GHz (5490 - 5650 MHz)
U-NII-3 Standalone (5735 - 5835 MHz)
U-NII-2C, U-NII-3 (5650 - 5835 MHz)
U-NII-5 (5925 - 6425 MHz)
U-NII-6 (6425 - 6525 MHz)
U-NII-7 (6525 - 6875 MHz)
U-NII-8 (6875 - 7125 MHz)
U-NII-4 (5.825 - 5.925 MHz)
Validation band (0.0 - 6000.0 MHz)

Detailed Specification: Bandwidth: 80MHz
Duty Cycle: 90%
Number of spatial stream: 1

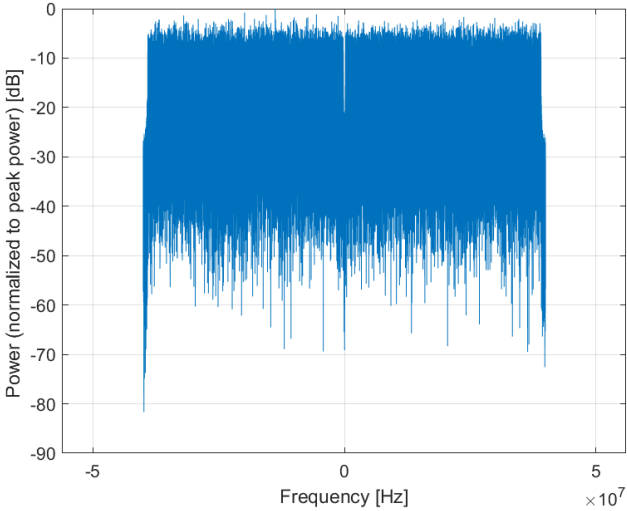
Bandwidth: 80.0 MHz
Integration Time: 0.7 ms

¹ PAR (0.1%) in accordance with FCC KDB 971168, Section 6.0 "Measurement of the Peak-to-Average Power Ratio (PAPR)"

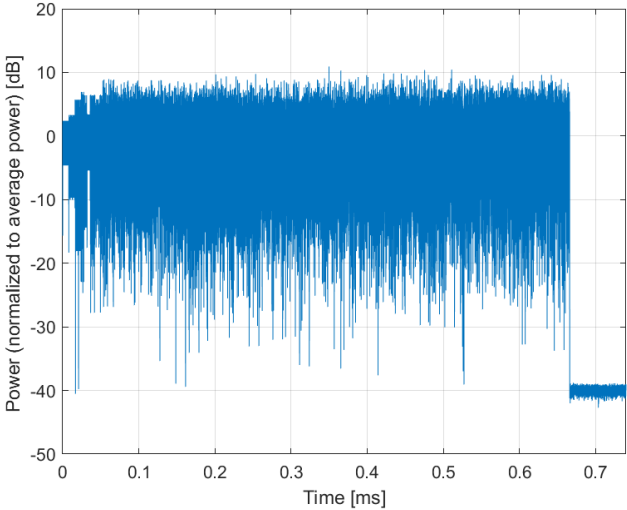
² Modulation Interference Factor (MIF) value valid only in conjunction with advanced probe response linearization calibration for the same communication system (same UID and version).



Complementary Cumulative Distribution Function (CCDF)



Frequency Domain



Time Domain

**Calibration Laboratory of
Schmid & Partner
Engineering AG**
Zeughausstrasse 43, 8004 Zurich, Switzerland

Name: **IEEE 802.11ax (80MHz, MCS3, 90pc duty cycle)**

Group: WLAN
UID: 10722-AAC

PAR: ¹ **8.55 dB**
MIF: ² **-7.57 dB**

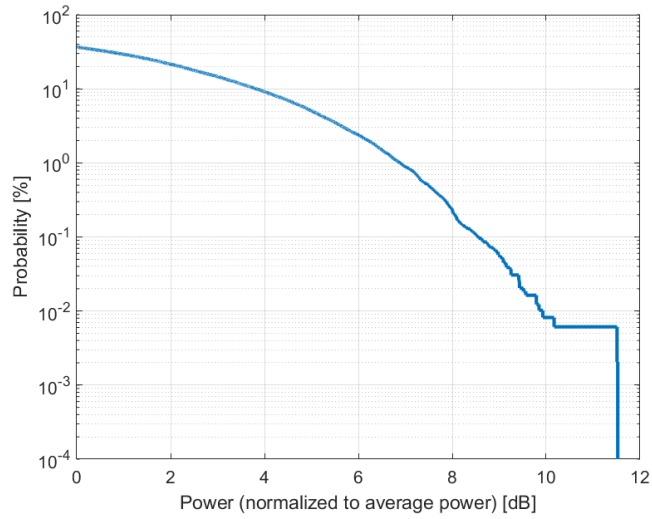
Standard Reference: SPEAG
Category: Random amplitude modulation
Modulation: 16-QAM
Frequency Band: WLAN 2.4GHz (2412.0 - 2484.0 MHz)
WLAN 5GHz (4915.0 - 5825.0 MHz)
U-NII-1, U-NII-2A (5170 - 5330 MHz)
U-NII-2C Standalone (5490 - 5710 MHz)
U-NII-2C <5.65 GHz (5490 - 5650 MHz)
U-NII-3 Standalone (5735 - 5835 MHz)
U-NII-2C, U-NII-3 (5650 - 5835 MHz)
U-NII-5 (5925 - 6425 MHz)
U-NII-6 (6425 - 6525 MHz)
U-NII-7 (6525 - 6875 MHz)
U-NII-8 (6875 - 7125 MHz)
U-NII-4 (5.825 - 5.925 MHz)
Validation band (0.0 - 6000.0 MHz)

Detailed Specification: Bandwidth: 80MHz
Duty Cycle: 90%
Number of spatial stream: 1

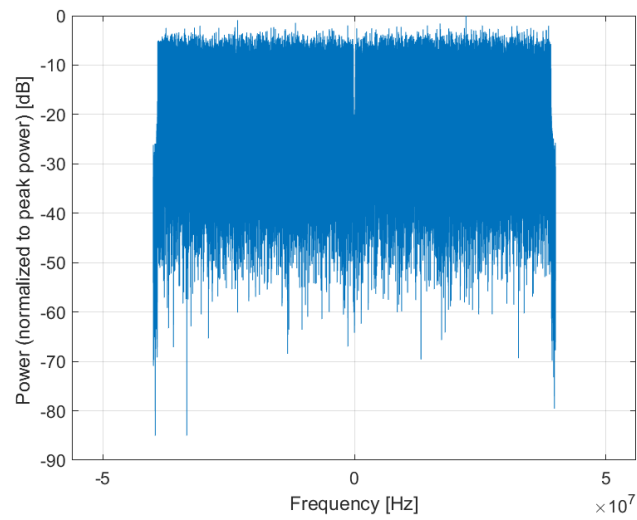
Bandwidth: 80.0 MHz
Integration Time: 0.6 ms

¹ PAR (0.1%) in accordance with FCC KDB 971168, Section 6.0 "Measurement of the Peak-to-Average Power Ratio (PAPR)"

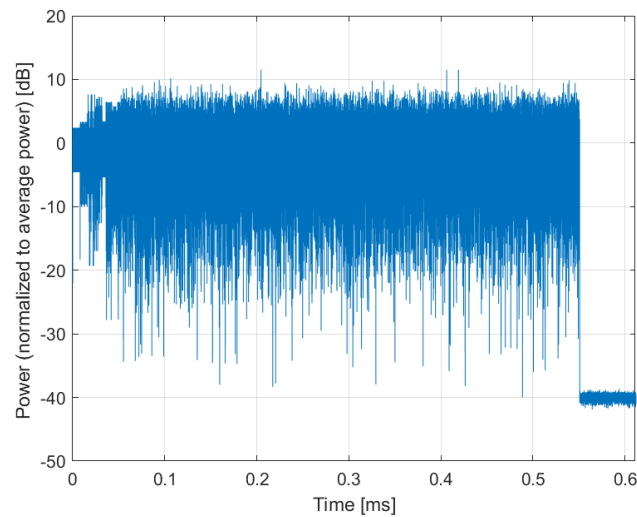
² Modulation Interference Factor (MIF) value valid only in conjunction with advanced probe response linearization calibration for the same communication system (same UID and version).



Complementary Cumulative Distribution Function (CCDF)



Frequency Domain



Time Domain

**Calibration Laboratory of
Schmid & Partner
Engineering AG**
Zeughausstrasse 43, 8004 Zurich, Switzerland

Name: **IEEE 802.11ax (80MHz, MCS4, 90pc duty cycle)**

Group: WLAN
UID: 10723-AAC

PAR: ¹ **8.70 dB**
MIF: ² **-7.09 dB**

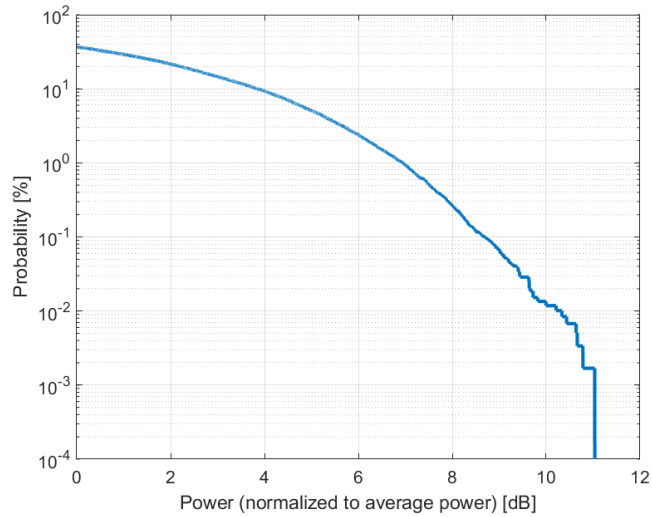
Standard Reference: SPEAG
Category: Random amplitude modulation
Modulation: 16-QAM
Frequency Band: WLAN 2.4GHz (2412.0 - 2484.0 MHz)
WLAN 5GHz (4915.0 - 5825.0 MHz)
U-NII-1, U-NII-2A (5170 - 5330 MHz)
U-NII-2C Standalone (5490 - 5710 MHz)
U-NII-2C <5.65 GHz (5490 - 5650 MHz)
U-NII-3 Standalone (5735 - 5835 MHz)
U-NII-2C, U-NII-3 (5650 - 5835 MHz)
U-NII-5 (5925 - 6425 MHz)
U-NII-6 (6425 - 6525 MHz)
U-NII-7 (6525 - 6875 MHz)
U-NII-8 (6875 - 7125 MHz)
U-NII-4 (5.825 - 5.925 MHz)
Validation band (0.0 - 6000.0 MHz)

Detailed Specification: Bandwidth: 80MHz
Duty Cycle: 90%
Number of spatial stream: 1

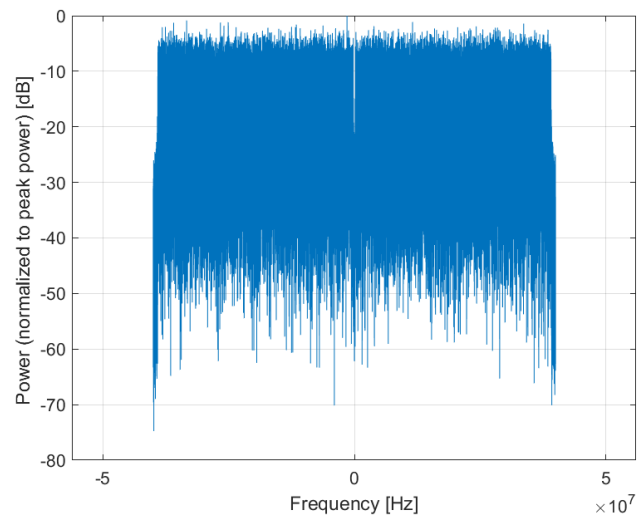
Bandwidth: 80.0 MHz
Integration Time: 0.7 ms

¹ PAR (0.1%) in accordance with FCC KDB 971168, Section 6.0 "Measurement of the Peak-to-Average Power Ratio (PAPR)"

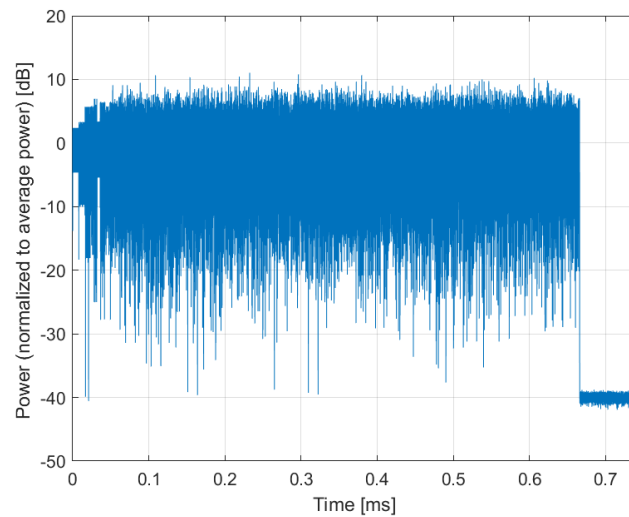
² Modulation Interference Factor (MIF) value valid only in conjunction with advanced probe response linearization calibration for the same communication system (same UID and version).



Complementary Cumulative Distribution Function (CCDF)



Frequency Domain



Time Domain

**Calibration Laboratory of
Schmid & Partner
Engineering AG**
Zeughausstrasse 43, 8004 Zurich, Switzerland

Name: **IEEE 802.11ax (80MHz, MCS5, 90pc duty cycle)**

Group: WLAN
UID: 10724-AAC

PAR: ¹ **8.90 dB**
MIF: ² **-7.57 dB**

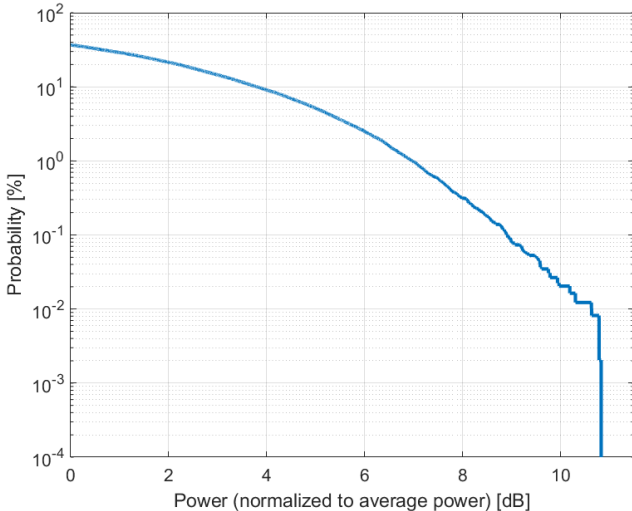
Standard Reference: SPEAG
Category: Random amplitude modulation
Modulation: 64-QAM
Frequency Band: WLAN 2.4GHz (2412.0 - 2484.0 MHz)
WLAN 5GHz (4915.0 - 5825.0 MHz)
U-NII-1, U-NII-2A (5170 - 5330 MHz)
U-NII-2C Standalone (5490 - 5710 MHz)
U-NII-2C <5.65 GHz (5490 - 5650 MHz)
U-NII-3 Standalone (5735 - 5835 MHz)
U-NII-2C, U-NII-3 (5650 - 5835 MHz)
U-NII-5 (5925 - 6425 MHz)
U-NII-6 (6425 - 6525 MHz)
U-NII-7 (6525 - 6875 MHz)
U-NII-8 (6875 - 7125 MHz)
U-NII-4 (5.825 - 5.925 MHz)
Validation band (0.0 - 6000.0 MHz)

Detailed Specification: Bandwidth: 80MHz
Duty Cycle: 90%
Number of spatial stream: 1

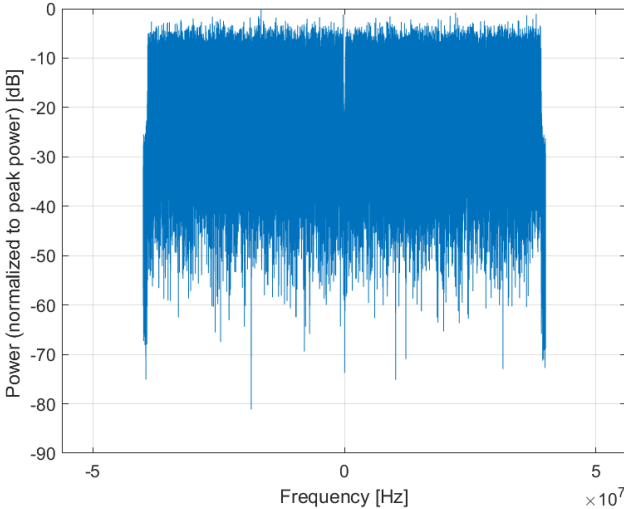
Bandwidth: 80.0 MHz
Integration Time: 0.6 ms

¹ PAR (0.1%) in accordance with FCC KDB 971168, Section 6.0 "Measurement of the Peak-to-Average Power Ratio (PAPR)"

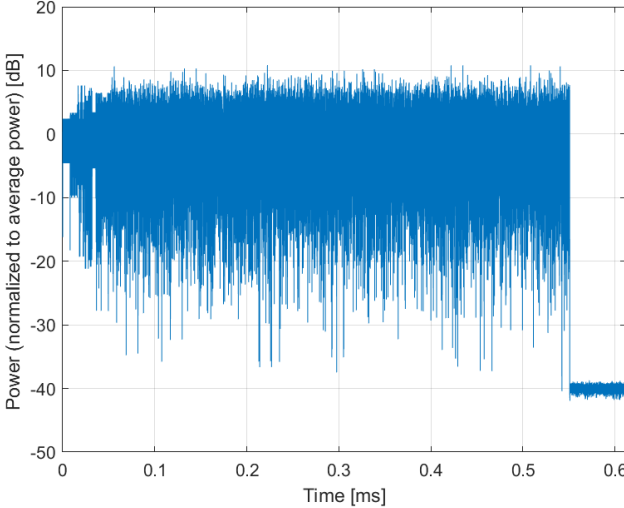
² Modulation Interference Factor (MIF) value valid only in conjunction with advanced probe response linearization calibration for the same communication system (same UID and version).



Complementary Cumulative Distribution Function (CCDF)



Frequency Domain



Time Domain

**Calibration Laboratory of
Schmid & Partner
Engineering AG**
Zeughausstrasse 43, 8004 Zurich, Switzerland

Name: **IEEE 802.11ax (80MHz, MCS6, 90pc duty cycle)**

Group: WLAN
UID: 10725-AAC

PAR: ¹ **8.74 dB**
MIF: ² **-7.16 dB**

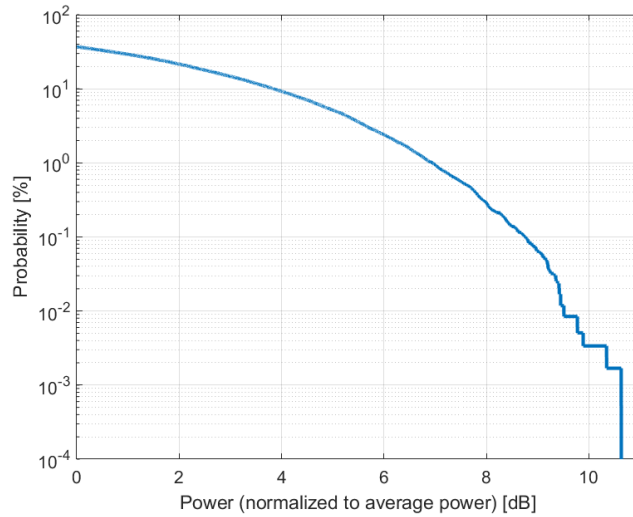
Standard Reference: SPEAG
Category: Random amplitude modulation
Modulation: 64-QAM
Frequency Band: WLAN 2.4GHz (2412.0 - 2484.0 MHz)
WLAN 5GHz (4915.0 - 5825.0 MHz)
U-NII-1, U-NII-2A (5170 - 5330 MHz)
U-NII-2C Standalone (5490 - 5710 MHz)
U-NII-2C <5.65 GHz (5490 - 5650 MHz)
U-NII-3 Standalone (5735 - 5835 MHz)
U-NII-2C, U-NII-3 (5650 - 5835 MHz)
U-NII-5 (5925 - 6425 MHz)
U-NII-6 (6425 - 6525 MHz)
U-NII-7 (6525 - 6875 MHz)
U-NII-8 (6875 - 7125 MHz)
U-NII-4 (5.825 - 5.925 MHz)
Validation band (0.0 - 6000.0 MHz)

Detailed Specification: Bandwidth: 80MHz
Duty Cycle: 90%
Number of spatial stream: 1

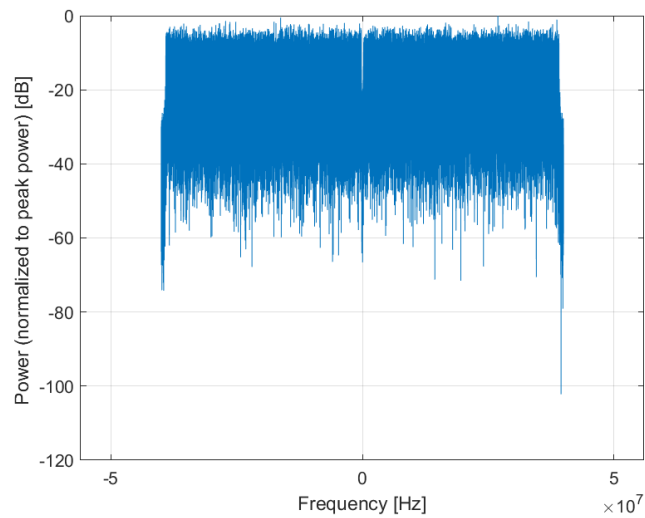
Bandwidth: 80.0 MHz
Integration Time: 0.7 ms

¹ PAR (0.1%) in accordance with FCC KDB 971168, Section 6.0 "Measurement of the Peak-to-Average Power Ratio (PAPR)"

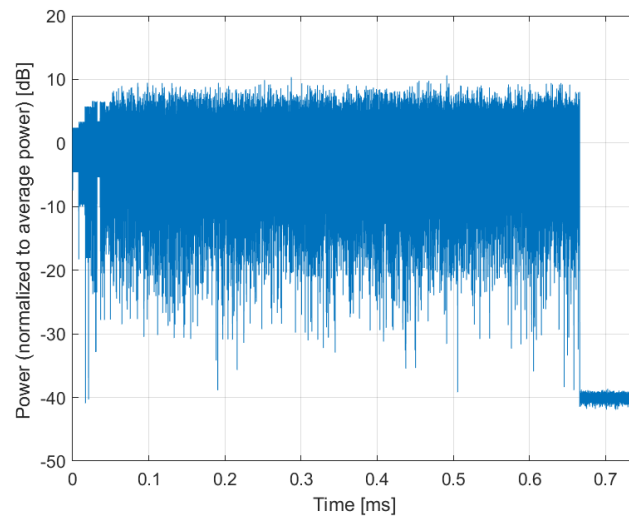
² Modulation Interference Factor (MIF) value valid only in conjunction with advanced probe response linearization calibration for the same communication system (same UID and version).



Complementary Cumulative Distribution Function (CCDF)



Frequency Domain



Time Domain

**Calibration Laboratory of
Schmid & Partner
Engineering AG**
Zeughausstrasse 43, 8004 Zurich, Switzerland

Name: **IEEE 802.11ax (80MHz, MCS7, 90pc duty cycle)**

Group: WLAN
UID: 10726-AAC

PAR: ¹ **8.72 dB**
MIF: ² **-7.10 dB**

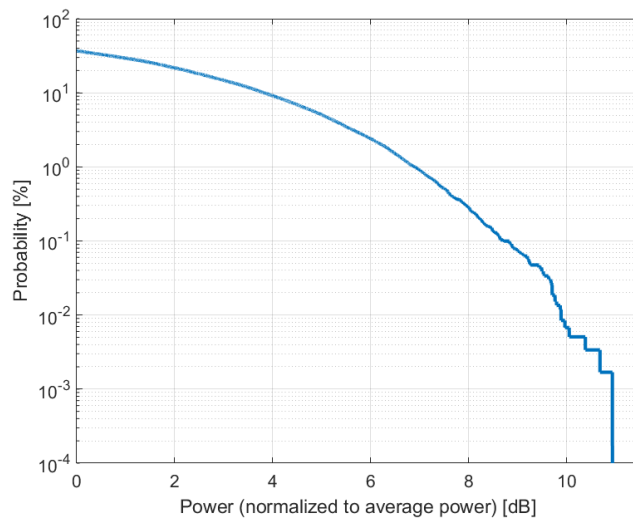
Standard Reference: SPEAG
Category: Random amplitude modulation
Modulation: 64-QAM
Frequency Band: WLAN 2.4GHz (2412.0 - 2484.0 MHz)
WLAN 5GHz (4915.0 - 5825.0 MHz)
U-NII-1, U-NII-2A (5170 - 5330 MHz)
U-NII-2C Standalone (5490 - 5710 MHz)
U-NII-2C <5.65 GHz (5490 - 5650 MHz)
U-NII-3 Standalone (5735 - 5835 MHz)
U-NII-2C, U-NII-3 (5650 - 5835 MHz)
U-NII-5 (5925 - 6425 MHz)
U-NII-6 (6425 - 6525 MHz)
U-NII-7 (6525 - 6875 MHz)
U-NII-8 (6875 - 7125 MHz)
U-NII-4 (5.825 - 5.925 MHz)
Validation band (0.0 - 6000.0 MHz)

Detailed Specification: Bandwidth: 80MHz
Duty Cycle: 90%
Number of spatial stream: 1

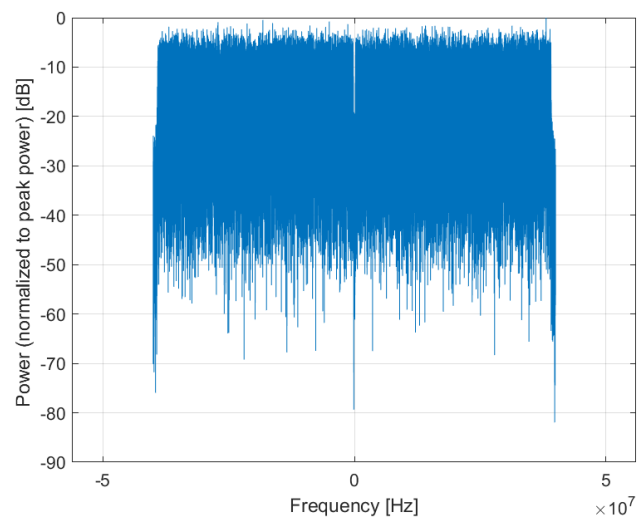
Bandwidth: 80.0 MHz
Integration Time: 0.7 ms

¹ PAR (0.1%) in accordance with FCC KDB 971168, Section 6.0 "Measurement of the Peak-to-Average Power Ratio (PAPR)"

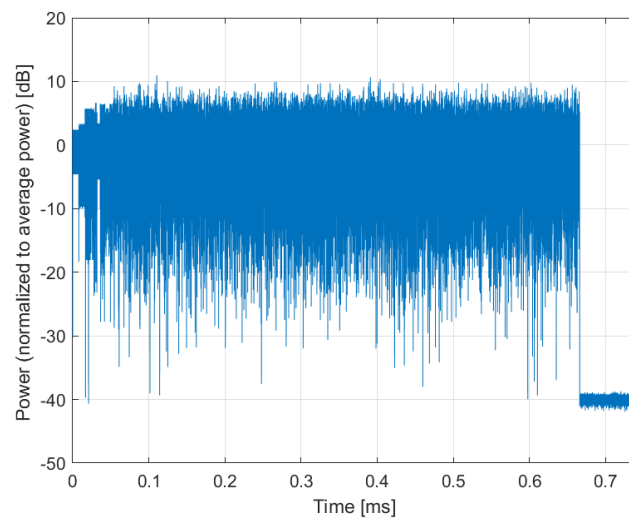
² Modulation Interference Factor (MIF) value valid only in conjunction with advanced probe response linearization calibration for the same communication system (same UID and version).



Complementary Cumulative Distribution Function (CCDF)



Frequency Domain



Time Domain

**Calibration Laboratory of
Schmid & Partner
Engineering AG**
Zeughausstrasse 43, 8004 Zurich, Switzerland

Name: **IEEE 802.11ax (80MHz, MCS8, 90pc duty cycle)**

Group: WLAN
UID: 10727-AAC

PAR: ¹ **8.66 dB**
MIF: ² **-7.09 dB**

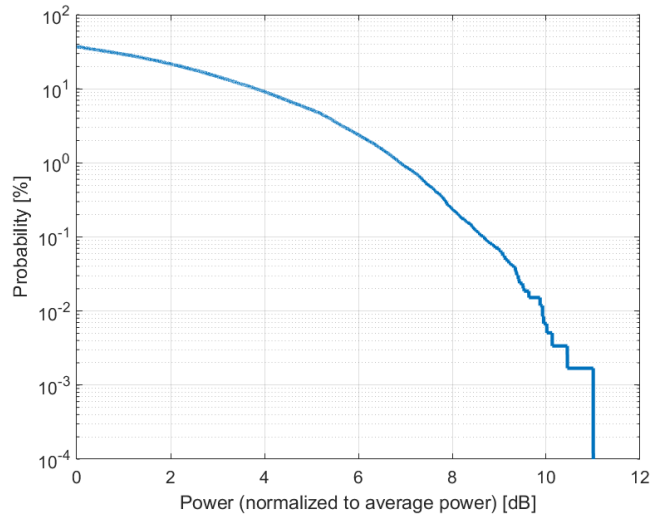
Standard Reference: SPEAG
Category: Random amplitude modulation
Modulation: 256-QAM
Frequency Band: WLAN 2.4GHz (2412.0 - 2484.0 MHz)
WLAN 5GHz (4915.0 - 5825.0 MHz)
U-NII-1, U-NII-2A (5170 - 5330 MHz)
U-NII-2C Standalone (5490 - 5710 MHz)
U-NII-2C <5.65 GHz (5490 - 5650 MHz)
U-NII-3 Standalone (5735 - 5835 MHz)
U-NII-2C, U-NII-3 (5650 - 5835 MHz)
U-NII-5 (5925 - 6425 MHz)
U-NII-6 (6425 - 6525 MHz)
U-NII-7 (6525 - 6875 MHz)
U-NII-8 (6875 - 7125 MHz)
U-NII-4 (5.825 - 5.925 MHz)
Validation band (0.0 - 6000.0 MHz)

Detailed Specification: Bandwidth: 80MHz
Duty Cycle: 90%
Number of spatial stream: 1

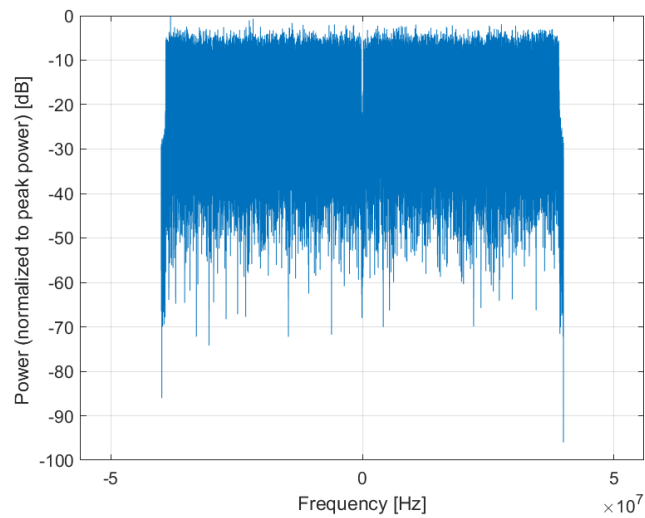
Bandwidth: 80.0 MHz
Integration Time: 0.7 ms

¹ PAR (0.1%) in accordance with FCC KDB 971168, Section 6.0 "Measurement of the Peak-to-Average Power Ratio (PAPR)"

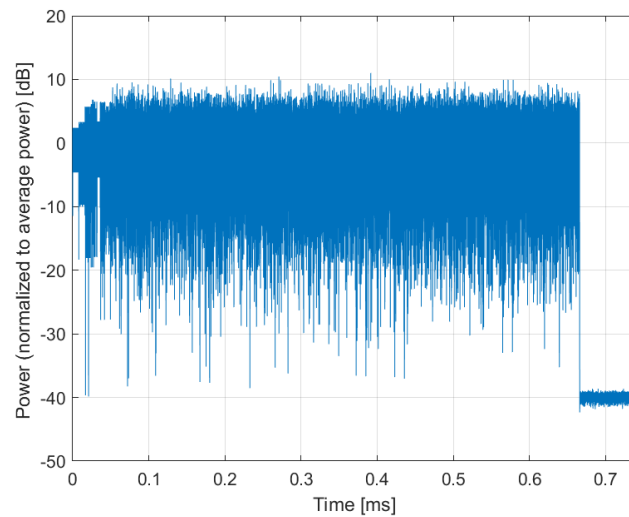
² Modulation Interference Factor (MIF) value valid only in conjunction with advanced probe response linearization calibration for the same communication system (same UID and version).



Complementary Cumulative Distribution Function (CCDF)



Frequency Domain



Time Domain

**Calibration Laboratory of
Schmid & Partner
Engineering AG**
Zeughausstrasse 43, 8004 Zurich, Switzerland

Name: **IEEE 802.11ax (80MHz, MCS9, 90pc duty cycle)**

Group: WLAN
UID: 10728-AAC

PAR: ¹ **8.65 dB**
MIF: ² **-7.19 dB**

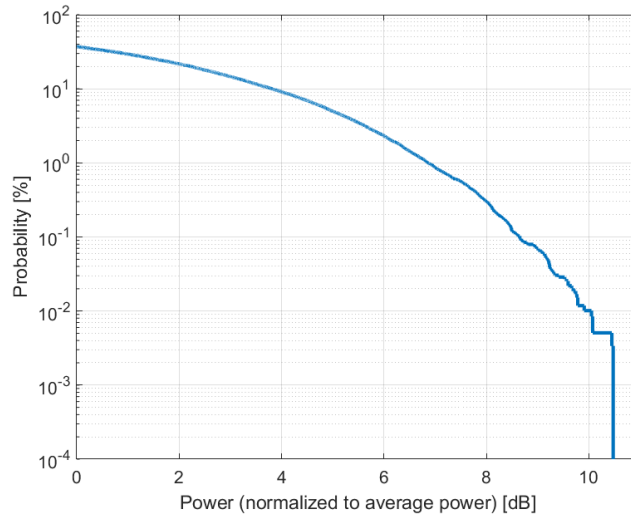
Standard Reference: SPEAG
Category: Random amplitude modulation
Modulation: 256-QAM
Frequency Band: WLAN 2.4GHz (2412.0 - 2484.0 MHz)
WLAN 5GHz (4915.0 - 5825.0 MHz)
U-NII-1, U-NII-2A (5170 - 5330 MHz)
U-NII-2C Standalone (5490 - 5710 MHz)
U-NII-2C <5.65 GHz (5490 - 5650 MHz)
U-NII-3 Standalone (5735 - 5835 MHz)
U-NII-2C, U-NII-3 (5650 - 5835 MHz)
U-NII-5 (5925 - 6425 MHz)
U-NII-6 (6425 - 6525 MHz)
U-NII-7 (6525 - 6875 MHz)
U-NII-8 (6875 - 7125 MHz)
U-NII-4 (5.825 - 5.925 MHz)
Validation band (0.0 - 6000.0 MHz)

Detailed Specification: Bandwidth: 80MHz
Duty Cycle: 90%
Number of spatial stream: 1

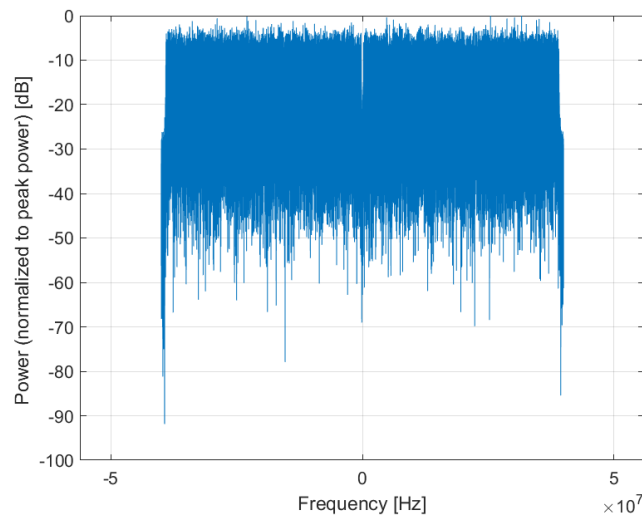
Bandwidth: 80.0 MHz
Integration Time: 0.7 ms

¹ PAR (0.1%) in accordance with FCC KDB 971168, Section 6.0 "Measurement of the Peak-to-Average Power Ratio (PAPR)"

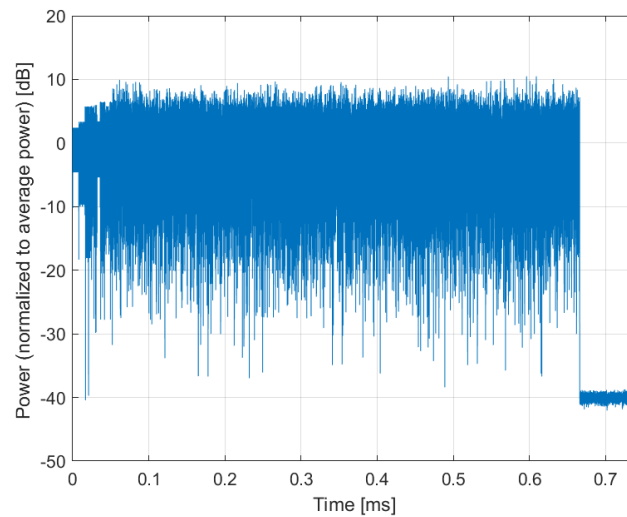
² Modulation Interference Factor (MIF) value valid only in conjunction with advanced probe response linearization calibration for the same communication system (same UID and version).



Complementary Cumulative Distribution Function (CCDF)



Frequency Domain



Time Domain

**Calibration Laboratory of
Schmid & Partner
Engineering AG**
Zeughausstrasse 43, 8004 Zurich, Switzerland

Name: **IEEE 802.11ax (80MHz, MCS10, 90pc duty cycle)**

Group: WLAN
UID: 10729-AAC

PAR: ¹ **8.64 dB**
MIF: ² **-7.17 dB**

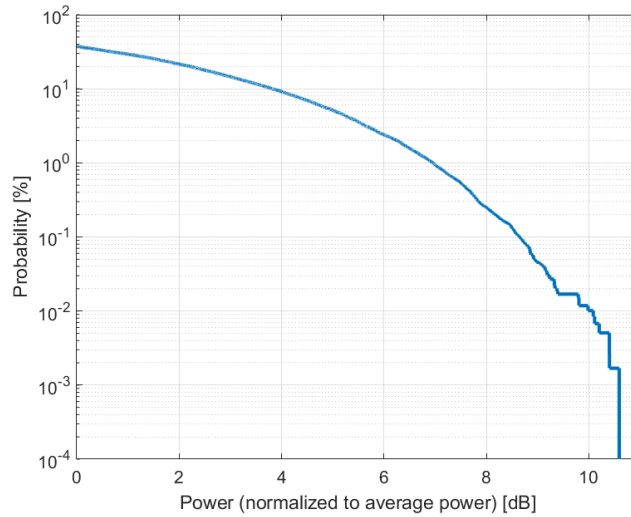
Standard Reference: SPEAG
Category: Random amplitude modulation
Modulation: 1024-QAM
Frequency Band: WLAN 2.4GHz (2412.0 - 2484.0 MHz)
WLAN 5GHz (4915.0 - 5825.0 MHz)
U-NII-1, U-NII-2A (5170 - 5330 MHz)
U-NII-2C Standalone (5490 - 5710 MHz)
U-NII-2C <5.65 GHz (5490 - 5650 MHz)
U-NII-3 Standalone (5735 - 5835 MHz)
U-NII-2C, U-NII-3 (5650 - 5835 MHz)
U-NII-5 (5925 - 6425 MHz)
U-NII-6 (6425 - 6525 MHz)
U-NII-7 (6525 - 6875 MHz)
U-NII-8 (6875 - 7125 MHz)
U-NII-4 (5.825 - 5.925 MHz)
Validation band (0.0 - 6000.0 MHz)

Detailed Specification: Bandwidth: 80MHz
Duty Cycle: 90%
Number of spatial stream: 1

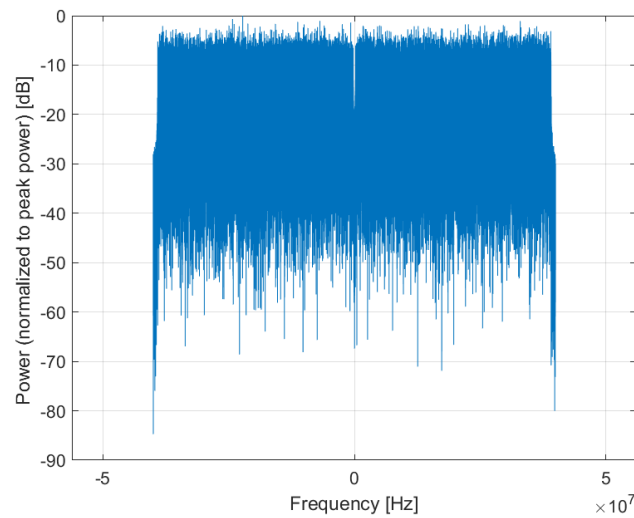
Bandwidth: 80.0 MHz
Integration Time: 0.7 ms

¹ PAR (0.1%) in accordance with FCC KDB 971168, Section 6.0 "Measurement of the Peak-to-Average Power Ratio (PAPR)"

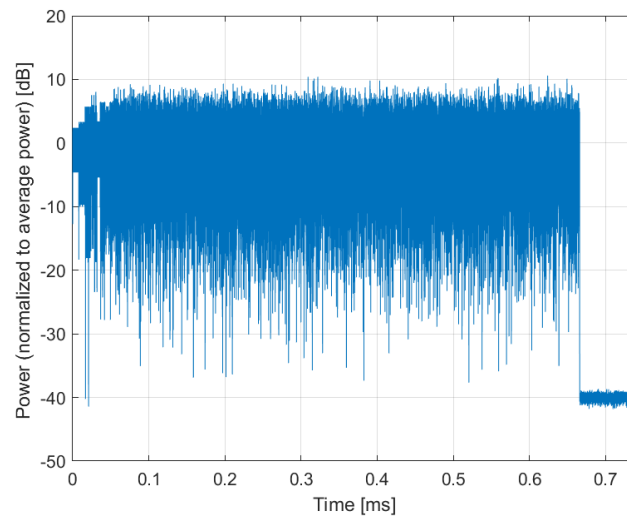
² Modulation Interference Factor (MIF) value valid only in conjunction with advanced probe response linearization calibration for the same communication system (same UID and version).



Complementary Cumulative Distribution Function (CCDF)



Frequency Domain



Time Domain

**Calibration Laboratory of
Schmid & Partner
Engineering AG**
Zeughausstrasse 43, 8004 Zurich, Switzerland

Name: **IEEE 802.11ax (80MHz, MCS11, 90pc duty cycle)**

Group: WLAN
UID: 10730-AAC

PAR: ¹ **8.67 dB**
MIF: ² **-7.12 dB**

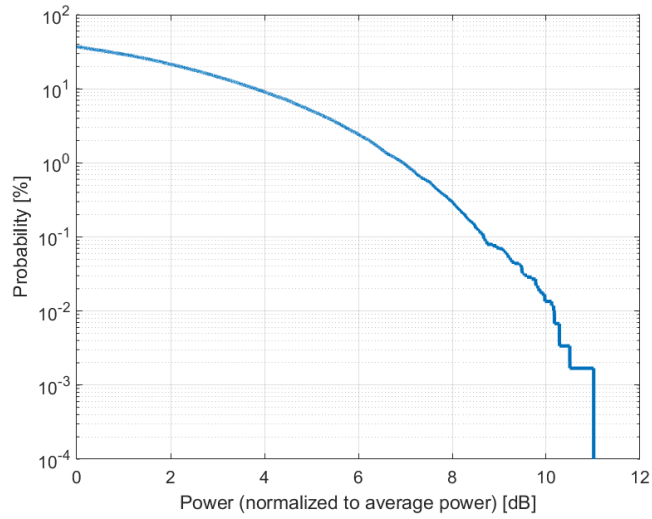
Standard Reference: SPEAG
Category: Random amplitude modulation
Modulation: 1024-QAM
Frequency Band: WLAN 2.4GHz (2412.0 - 2484.0 MHz)
WLAN 5GHz (4915.0 - 5825.0 MHz)
U-NII-1, U-NII-2A (5170 - 5330 MHz)
U-NII-2C Standalone (5490 - 5710 MHz)
U-NII-2C <5.65 GHz (5490 - 5650 MHz)
U-NII-3 Standalone (5735 - 5835 MHz)
U-NII-2C, U-NII-3 (5650 - 5835 MHz)
U-NII-5 (5925 - 6425 MHz)
U-NII-6 (6425 - 6525 MHz)
U-NII-7 (6525 - 6875 MHz)
U-NII-8 (6875 - 7125 MHz)
U-NII-4 (5.825 - 5.925 MHz)
Validation band (0.0 - 6000.0 MHz)

Detailed Specification: Bandwidth: 80MHz
Duty Cycle: 90%
Number of spatial stream: 1

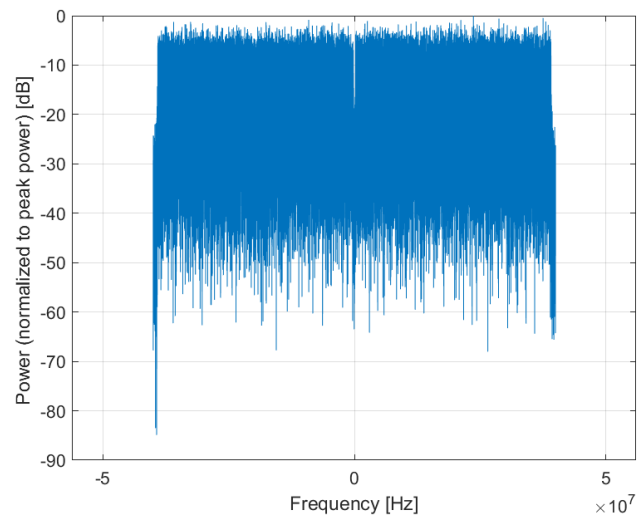
Bandwidth: 80.0 MHz
Integration Time: 0.7 ms

¹ PAR (0.1%) in accordance with FCC KDB 971168, Section 6.0 "Measurement of the Peak-to-Average Power Ratio (PAPR)"

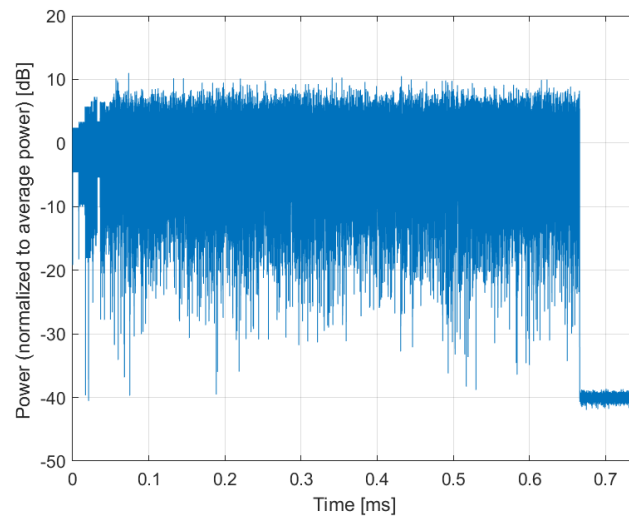
² Modulation Interference Factor (MIF) value valid only in conjunction with advanced probe response linearization calibration for the same communication system (same UID and version).



Complementary Cumulative Distribution Function (CCDF)



Frequency Domain



Time Domain

**Calibration Laboratory of
Schmid & Partner
Engineering AG**
Zeughausstrasse 43, 8004 Zurich, Switzerland

Name: **IEEE 802.11ax (80MHz, MCS0, 99pc duty cycle)**

Group: WLAN
UID: 10731-AAC

PAR: ¹ **8.42 dB**
MIF: ² **-23.60 dB**

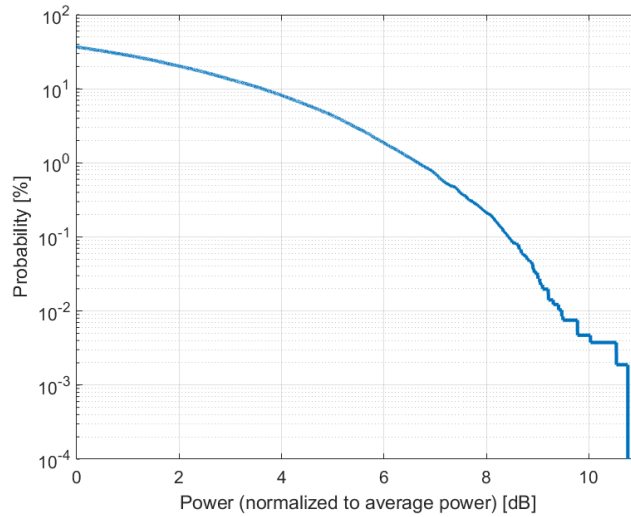
Standard Reference: SPEAG
Category: Random amplitude modulation
Modulation: BPSK
Frequency Band: WLAN 2.4GHz (2412.0 - 2484.0 MHz)
WLAN 5GHz (4915.0 - 5825.0 MHz)
U-NII-1, U-NII-2A (5170 - 5330 MHz)
U-NII-2C Standalone (5490 - 5710 MHz)
U-NII-2C <5.65 GHz (5490 - 5650 MHz)
U-NII-3 Standalone (5735 - 5835 MHz)
U-NII-2C, U-NII-3 (5650 - 5835 MHz)
U-NII-5 (5925 - 6425 MHz)
U-NII-6 (6425 - 6525 MHz)
U-NII-7 (6525 - 6875 MHz)
U-NII-8 (6875 - 7125 MHz)
U-NII-4 (5.825 - 5.925 MHz)
Validation band (0.0 - 6000.0 MHz)

Detailed Specification: Bandwidth: 80MHz
Duty Cycle: 99%
Number of spatial stream: 1

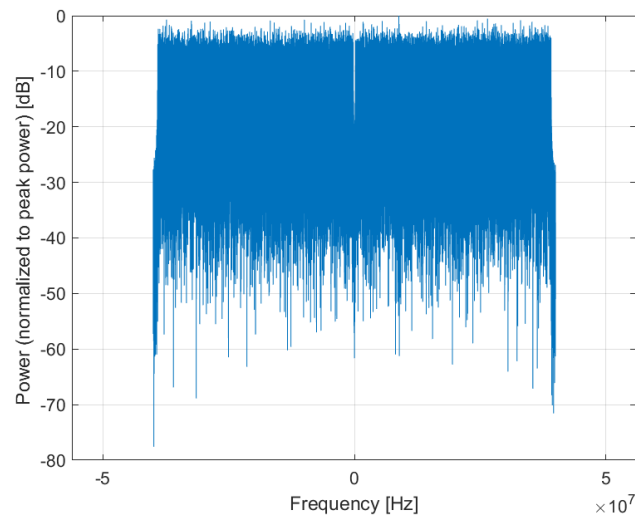
Bandwidth: 80.0 MHz
Integration Time: 1.3 ms

¹ PAR (0.1%) in accordance with FCC KDB 971168, Section 6.0 "Measurement of the Peak-to-Average Power Ratio (PAPR)"

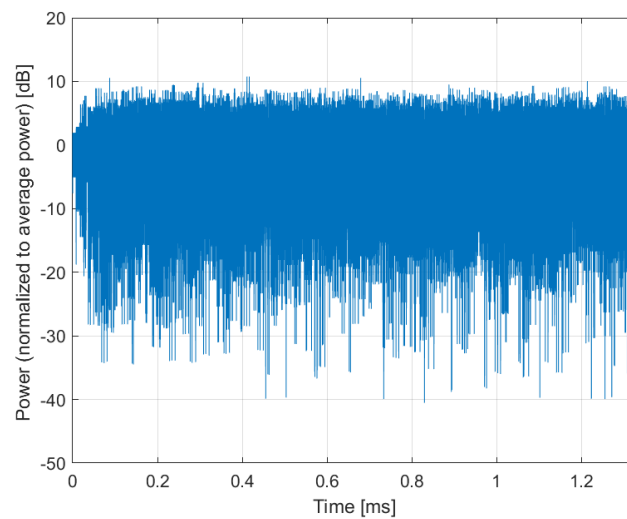
² Modulation Interference Factor (MIF) value valid only in conjunction with advanced probe response linearization calibration for the same communication system (same UID and version).



Complementary Cumulative Distribution Function (CCDF)



Frequency Domain



Time Domain

**Calibration Laboratory of
Schmid & Partner
Engineering AG**
Zeughausstrasse 43, 8004 Zurich, Switzerland

Name: **IEEE 802.11ax (80MHz, MCS1, 99pc duty cycle)**

Group: WLAN
UID: 10732-AAC

PAR: ¹ **8.46 dB**
MIF: ² **-23.45 dB**

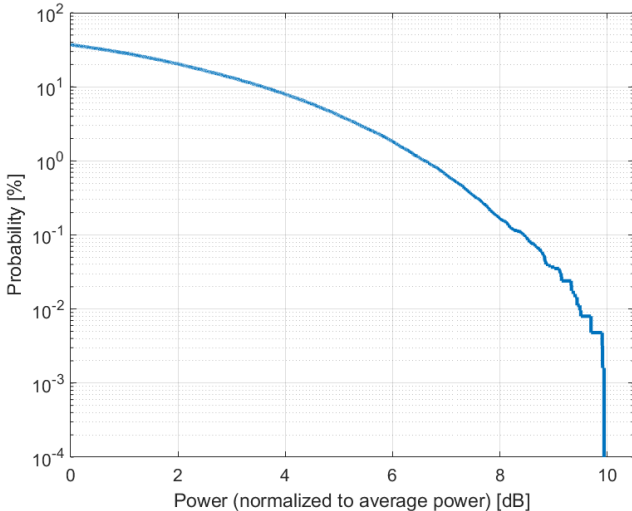
Standard Reference: SPEAG
Category: Random amplitude modulation
Modulation: QPSK
Frequency Band: WLAN 2.4GHz (2412.0 - 2484.0 MHz)
WLAN 5GHz (4915.0 - 5825.0 MHz)
U-NII-1, U-NII-2A (5170 - 5330 MHz)
U-NII-2C Standalone (5490 - 5710 MHz)
U-NII-2C <5.65 GHz (5490 - 5650 MHz)
U-NII-3 Standalone (5735 - 5835 MHz)
U-NII-2C, U-NII-3 (5650 - 5835 MHz)
U-NII-5 (5925 - 6425 MHz)
U-NII-6 (6425 - 6525 MHz)
U-NII-7 (6525 - 6875 MHz)
U-NII-8 (6875 - 7125 MHz)
U-NII-4 (5.825 - 5.925 MHz)
Validation band (0.0 - 6000.0 MHz)

Detailed Specification: Bandwidth: 80MHz
Duty Cycle: 99%
Number of spatial stream: 1

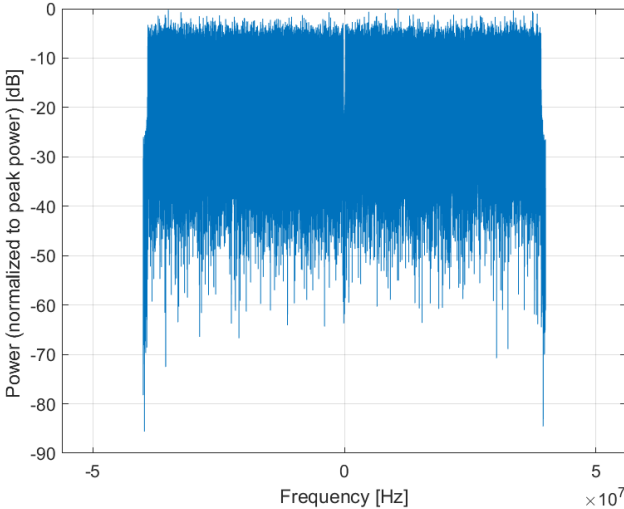
Bandwidth: 80.0 MHz
Integration Time: 0.8 ms

¹ PAR (0.1%) in accordance with FCC KDB 971168, Section 6.0 "Measurement of the Peak-to-Average Power Ratio (PAPR)"

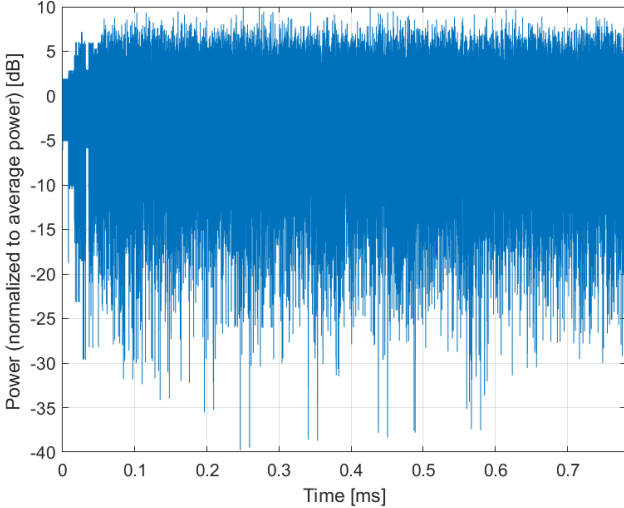
² Modulation Interference Factor (MIF) value valid only in conjunction with advanced probe response linearization calibration for the same communication system (same UID and version).



Complementary Cumulative Distribution Function (CCDF)



Frequency Domain



Time Domain

**Calibration Laboratory of
Schmid & Partner
Engineering AG**
Zeughausstrasse 43, 8004 Zurich, Switzerland

Name: **IEEE 802.11ax (80MHz, MCS2, 99pc duty cycle)**

Group: WLAN
UID: 10733-AAC

PAR: ¹ **8.40 dB**
MIF: ² **-25.61 dB**

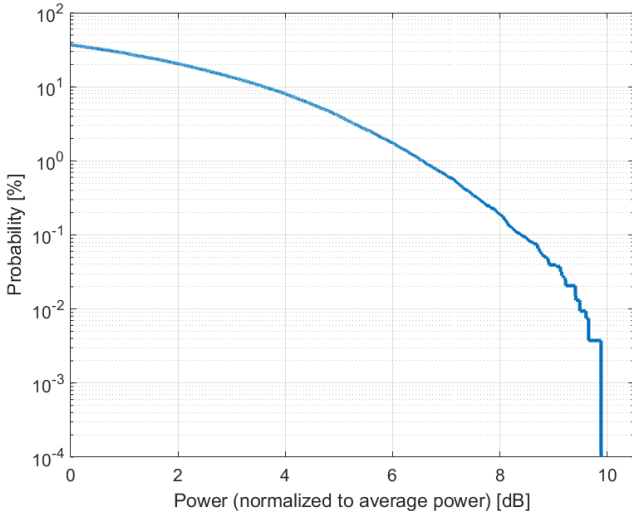
Standard Reference: SPEAG
Category: Random amplitude modulation
Modulation: QPSK
Frequency Band: WLAN 2.4GHz (2412.0 - 2484.0 MHz)
WLAN 5GHz (4915.0 - 5825.0 MHz)
U-NII-1, U-NII-2A (5170 - 5330 MHz)
U-NII-2C Standalone (5490 - 5710 MHz)
U-NII-2C <5.65 GHz (5490 - 5650 MHz)
U-NII-3 Standalone (5735 - 5835 MHz)
U-NII-2C, U-NII-3 (5650 - 5835 MHz)
U-NII-5 (5925 - 6425 MHz)
U-NII-6 (6425 - 6525 MHz)
U-NII-7 (6525 - 6875 MHz)
U-NII-8 (6875 - 7125 MHz)
U-NII-4 (5.825 - 5.925 MHz)
Validation band (0.0 - 6000.0 MHz)

Detailed Specification: Bandwidth: 80MHz
Duty Cycle: 99%
Number of spatial stream: 1

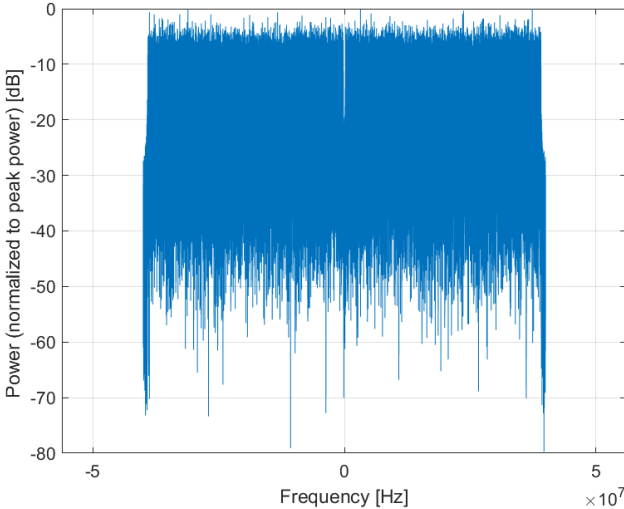
Bandwidth: 80.0 MHz
Integration Time: 0.7 ms

¹ PAR (0.1%) in accordance with FCC KDB 971168, Section 6.0 "Measurement of the Peak-to-Average Power Ratio (PAPR)"

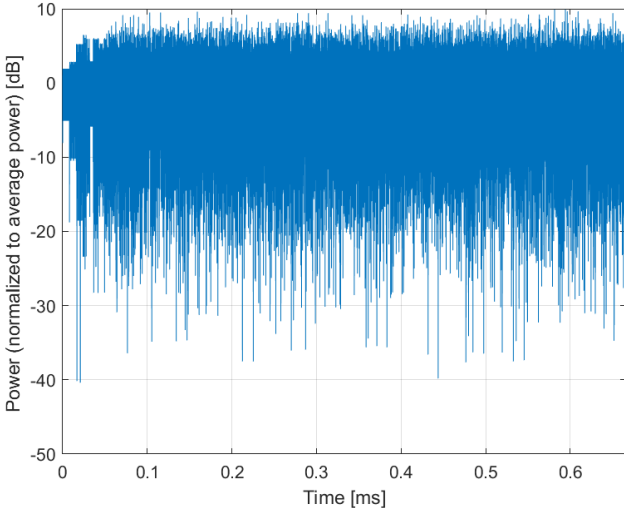
² Modulation Interference Factor (MIF) value valid only in conjunction with advanced probe response linearization calibration for the same communication system (same UID and version).



Complementary Cumulative Distribution Function (CCDF)



Frequency Domain



Time Domain

**Calibration Laboratory of
Schmid & Partner
Engineering AG**
Zeughausstrasse 43, 8004 Zurich, Switzerland

Name: **IEEE 802.11ax (80MHz, MCS3, 99pc duty cycle)**

Group: WLAN
UID: 10734-AAC

PAR: ¹ **8.25 dB**
MIF: ² **-26.92 dB**

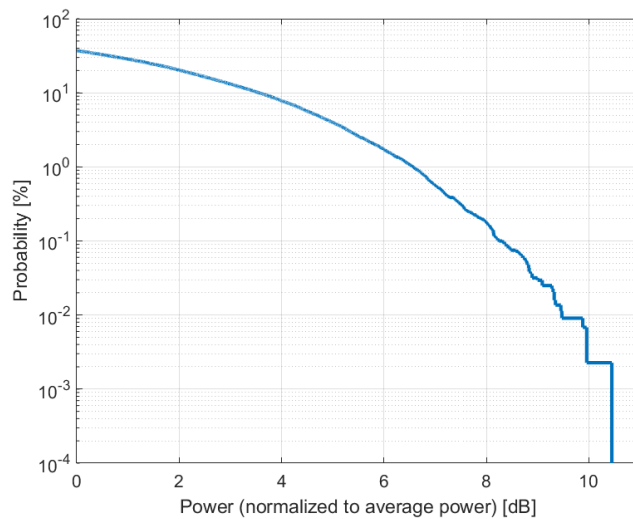
Standard Reference: SPEAG
Category: Random amplitude modulation
Modulation: 16-QAM
Frequency Band: WLAN 2.4GHz (2412.0 - 2484.0 MHz)
WLAN 5GHz (4915.0 - 5825.0 MHz)
U-NII-1, U-NII-2A (5170 - 5330 MHz)
U-NII-2C Standalone (5490 - 5710 MHz)
U-NII-2C <5.65 GHz (5490 - 5650 MHz)
U-NII-3 Standalone (5735 - 5835 MHz)
U-NII-2C, U-NII-3 (5650 - 5835 MHz)
U-NII-5 (5925 - 6425 MHz)
U-NII-6 (6425 - 6525 MHz)
U-NII-7 (6525 - 6875 MHz)
U-NII-8 (6875 - 7125 MHz)
U-NII-4 (5.825 - 5.925 MHz)
Validation band (0.0 - 6000.0 MHz)

Detailed Specification: Bandwidth: 80MHz
Duty Cycle: 99%
Number of spatial stream: 1

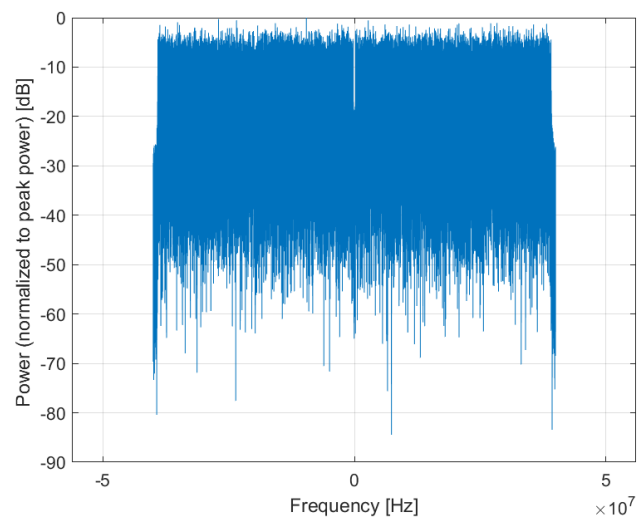
Bandwidth: 80.0 MHz
Integration Time: 0.6 ms

¹ PAR (0.1%) in accordance with FCC KDB 971168, Section 6.0 "Measurement of the Peak-to-Average Power Ratio (PAPR)"

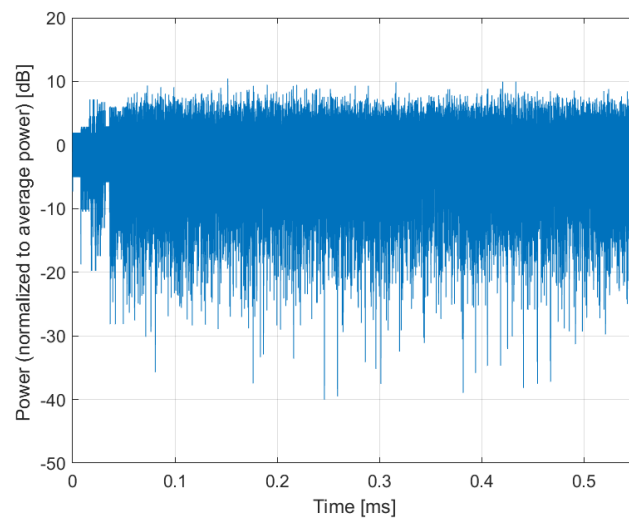
² Modulation Interference Factor (MIF) value valid only in conjunction with advanced probe response linearization calibration for the same communication system (same UID and version).



Complementary Cumulative Distribution Function (CCDF)



Frequency Domain



Time Domain

**Calibration Laboratory of
Schmid & Partner
Engineering AG**
Zeughausstrasse 43, 8004 Zurich, Switzerland

Name: **IEEE 802.11ax (80MHz, MCS4, 99pc duty cycle)**

Group: WLAN
UID: 10735-AAC

PAR: ¹ **8.33 dB**
MIF: ² **-24.09 dB**

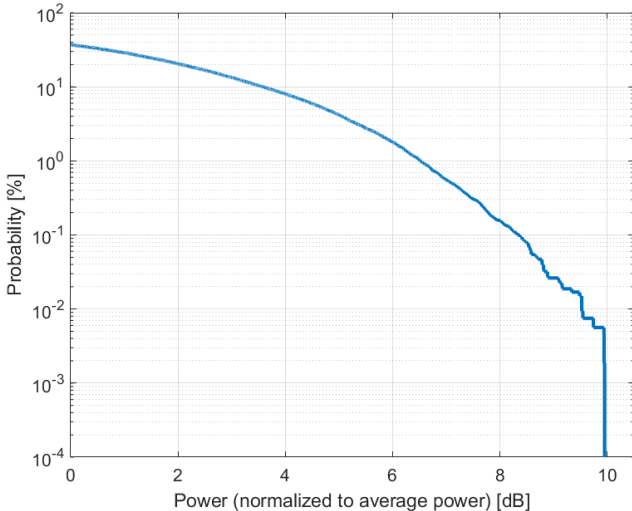
Standard Reference: SPEAG
Category: Random amplitude modulation
Modulation: 16-QAM
Frequency Band: WLAN 2.4GHz (2412.0 - 2484.0 MHz)
WLAN 5GHz (4915.0 - 5825.0 MHz)
U-NII-1, U-NII-2A (5170 - 5330 MHz)
U-NII-2C Standalone (5490 - 5710 MHz)
U-NII-2C <5.65 GHz (5490 - 5650 MHz)
U-NII-3 Standalone (5735 - 5835 MHz)
U-NII-2C, U-NII-3 (5650 - 5835 MHz)
U-NII-5 (5925 - 6425 MHz)
U-NII-6 (6425 - 6525 MHz)
U-NII-7 (6525 - 6875 MHz)
U-NII-8 (6875 - 7125 MHz)
U-NII-4 (5.825 - 5.925 MHz)
Validation band (0.0 - 6000.0 MHz)

Detailed Specification: Bandwidth: 80MHz
Duty Cycle: 99%
Number of spatial stream: 1

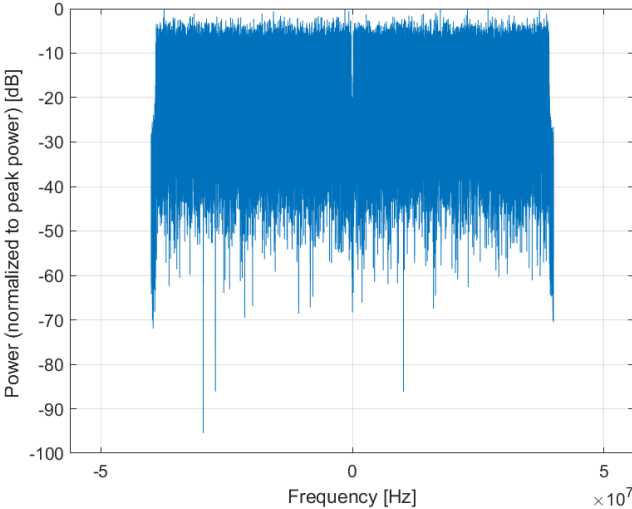
Bandwidth: 80.0 MHz
Integration Time: 0.7 ms

¹ PAR (0.1%) in accordance with FCC KDB 971168, Section 6.0 "Measurement of the Peak-to-Average Power Ratio (PAPR)"

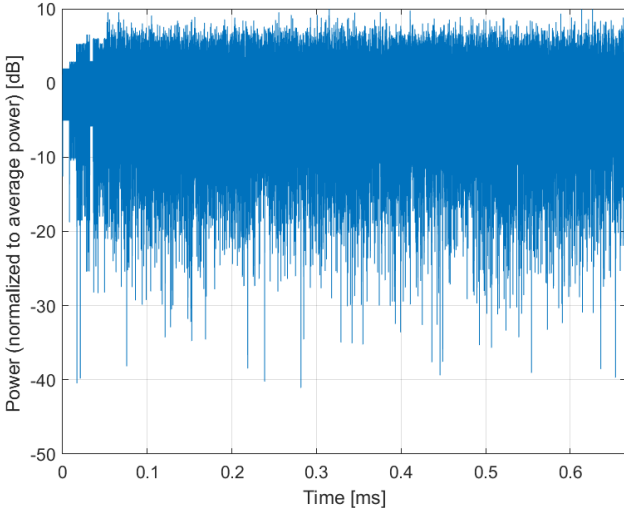
² Modulation Interference Factor (MIF) value valid only in conjunction with advanced probe response linearization calibration for the same communication system (same UID and version).



Complementary Cumulative Distribution Function (CCDF)



Frequency Domain



Time Domain

**Calibration Laboratory of
Schmid & Partner
Engineering AG**
Zeughausstrasse 43, 8004 Zurich, Switzerland

Name: **IEEE 802.11ax (80MHz, MCS5, 99pc duty cycle)**

Group: WLAN
UID: 10736-AAC

PAR: ¹ **8.27 dB**
MIF: ² **-20.98 dB**

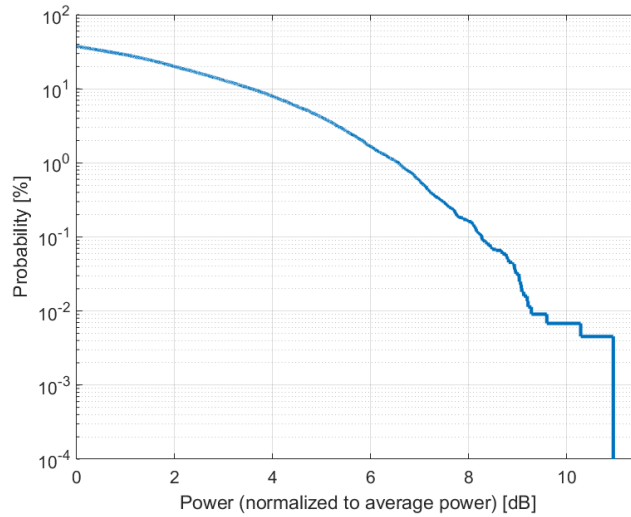
Standard Reference: SPEAG
Category: Random amplitude modulation
Modulation: 64-QAM
Frequency Band: WLAN 2.4GHz (2412.0 - 2484.0 MHz)
WLAN 5GHz (4915.0 - 5825.0 MHz)
U-NII-1, U-NII-2A (5170 - 5330 MHz)
U-NII-2C Standalone (5490 - 5710 MHz)
U-NII-2C <5.65 GHz (5490 - 5650 MHz)
U-NII-3 Standalone (5735 - 5835 MHz)
U-NII-2C, U-NII-3 (5650 - 5835 MHz)
U-NII-5 (5925 - 6425 MHz)
U-NII-6 (6425 - 6525 MHz)
U-NII-7 (6525 - 6875 MHz)
U-NII-8 (6875 - 7125 MHz)
U-NII-4 (5.825 - 5.925 MHz)
Validation band (0.0 - 6000.0 MHz)

Detailed Specification: Bandwidth: 80MHz
Duty Cycle: 99%
Number of spatial stream: 1

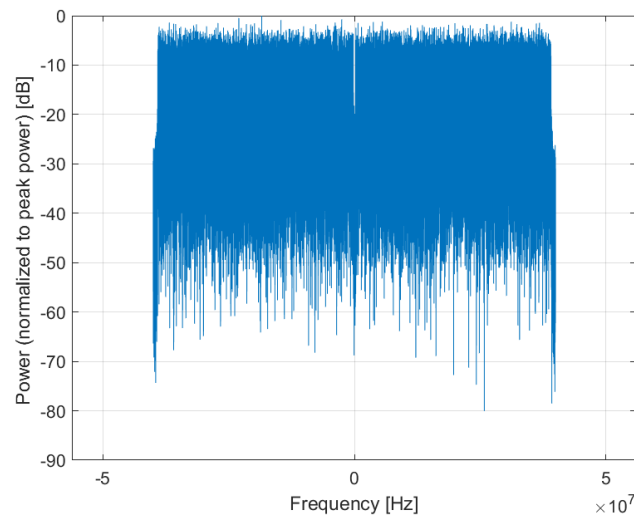
Bandwidth: 80.0 MHz
Integration Time: 0.6 ms

¹ PAR (0.1%) in accordance with FCC KDB 971168, Section 6.0 "Measurement of the Peak-to-Average Power Ratio (PAPR)"

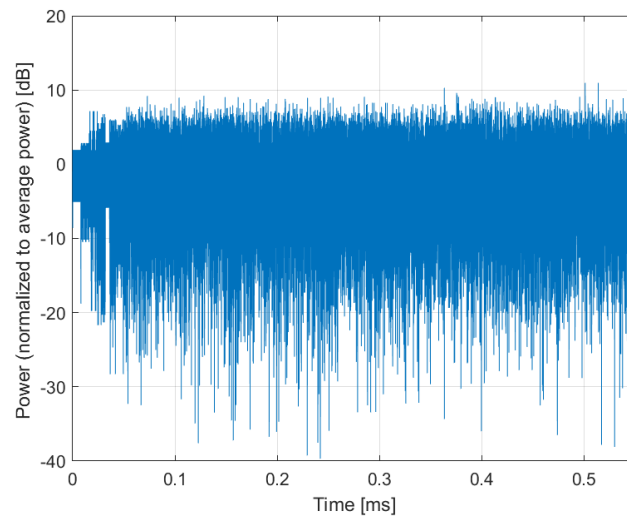
² Modulation Interference Factor (MIF) value valid only in conjunction with advanced probe response linearization calibration for the same communication system (same UID and version).



Complementary Cumulative Distribution Function (CCDF)



Frequency Domain



Time Domain

**Calibration Laboratory of
Schmid & Partner
Engineering AG**
Zeughausstrasse 43, 8004 Zurich, Switzerland

Name: **IEEE 802.11ax (80MHz, MCS6, 99pc duty cycle)**

Group: WLAN
UID: 10737-AAC

PAR: ¹ **8.36 dB**
MIF: ² **-24.90 dB**

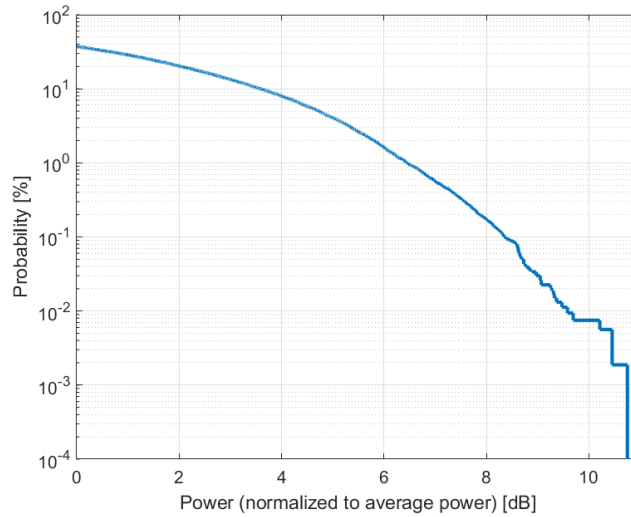
Standard Reference: SPEAG
Category: Random amplitude modulation
Modulation: 64-QAM
Frequency Band: WLAN 2.4GHz (2412.0 - 2484.0 MHz)
WLAN 5GHz (4915.0 - 5825.0 MHz)
U-NII-1, U-NII-2A (5170 - 5330 MHz)
U-NII-2C Standalone (5490 - 5710 MHz)
U-NII-2C <5.65 GHz (5490 - 5650 MHz)
U-NII-3 Standalone (5735 - 5835 MHz)
U-NII-2C, U-NII-3 (5650 - 5835 MHz)
U-NII-5 (5925 - 6425 MHz)
U-NII-6 (6425 - 6525 MHz)
U-NII-7 (6525 - 6875 MHz)
U-NII-8 (6875 - 7125 MHz)
U-NII-4 (5.825 - 5.925 MHz)
Validation band (0.0 - 6000.0 MHz)

Detailed Specification: Bandwidth: 80MHz
Duty Cycle: 99%
Number of spatial stream: 1

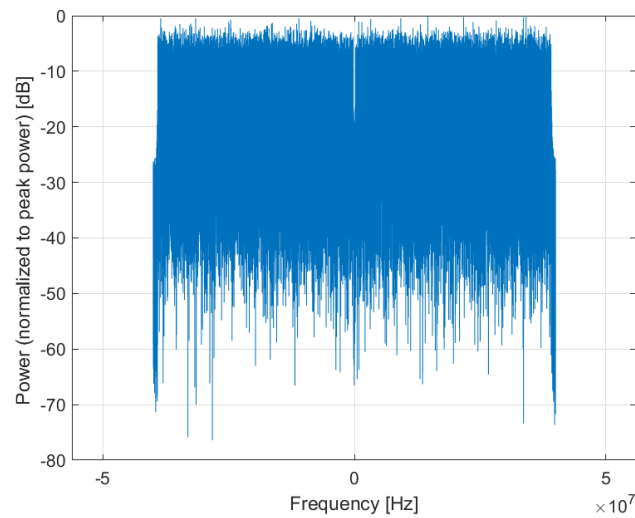
Bandwidth: 80.0 MHz
Integration Time: 0.7 ms

¹ PAR (0.1%) in accordance with FCC KDB 971168, Section 6.0 "Measurement of the Peak-to-Average Power Ratio (PAPR)"

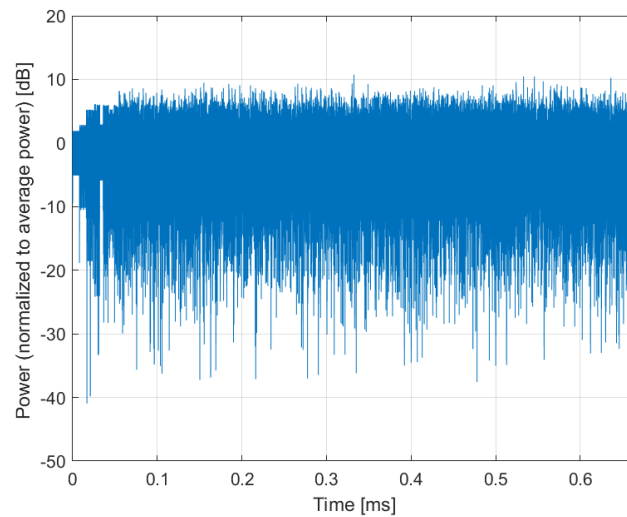
² Modulation Interference Factor (MIF) value valid only in conjunction with advanced probe response linearization calibration for the same communication system (same UID and version).



Complementary Cumulative Distribution Function (CCDF)



Frequency Domain



Time Domain

**Calibration Laboratory of
Schmid & Partner
Engineering AG**
Zeughausstrasse 43, 8004 Zurich, Switzerland

Name: **IEEE 802.11ax (80MHz, MCS7, 99pc duty cycle)**

Group: WLAN
UID: 10738-AAC

PAR: ¹ **8.42 dB**
MIF: ² **-23.02 dB**

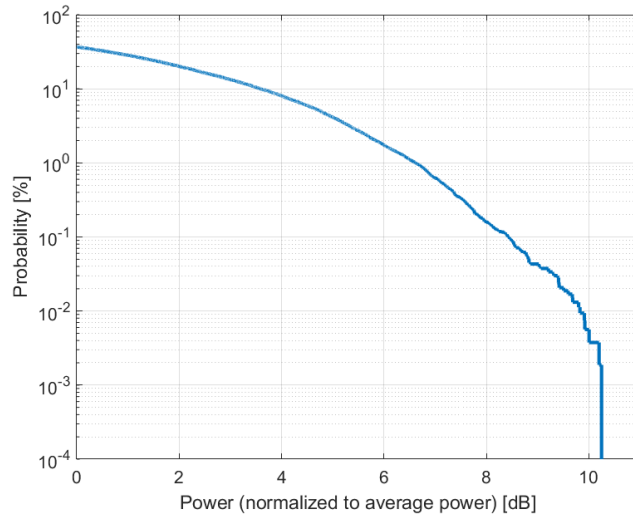
Standard Reference: SPEAG
Category: Random amplitude modulation
Modulation: 64-QAM
Frequency Band: WLAN 2.4GHz (2412.0 - 2484.0 MHz)
WLAN 5GHz (4915.0 - 5825.0 MHz)
U-NII-1, U-NII-2A (5170 - 5330 MHz)
U-NII-2C Standalone (5490 - 5710 MHz)
U-NII-2C <5.65 GHz (5490 - 5650 MHz)
U-NII-3 Standalone (5735 - 5835 MHz)
U-NII-2C, U-NII-3 (5650 - 5835 MHz)
U-NII-5 (5925 - 6425 MHz)
U-NII-6 (6425 - 6525 MHz)
U-NII-7 (6525 - 6875 MHz)
U-NII-8 (6875 - 7125 MHz)
U-NII-4 (5.825 - 5.925 MHz)
Validation band (0.0 - 6000.0 MHz)

Detailed Specification: Bandwidth: 80MHz
Duty Cycle: 99%
Number of spatial stream: 1

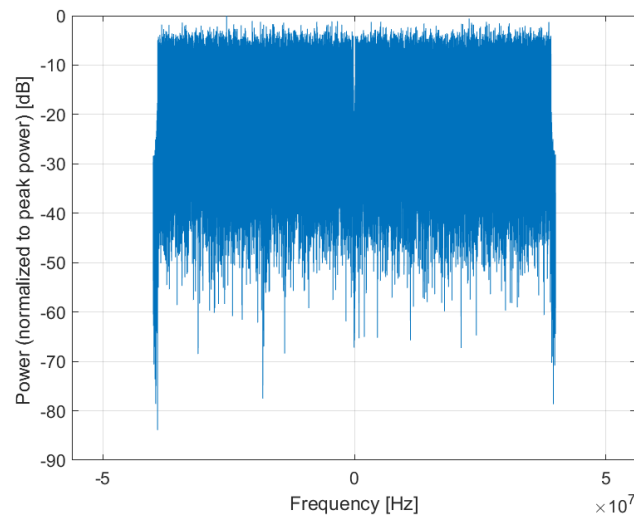
Bandwidth: 80.0 MHz
Integration Time: 0.7 ms

¹ PAR (0.1%) in accordance with FCC KDB 971168, Section 6.0 "Measurement of the Peak-to-Average Power Ratio (PAPR)"

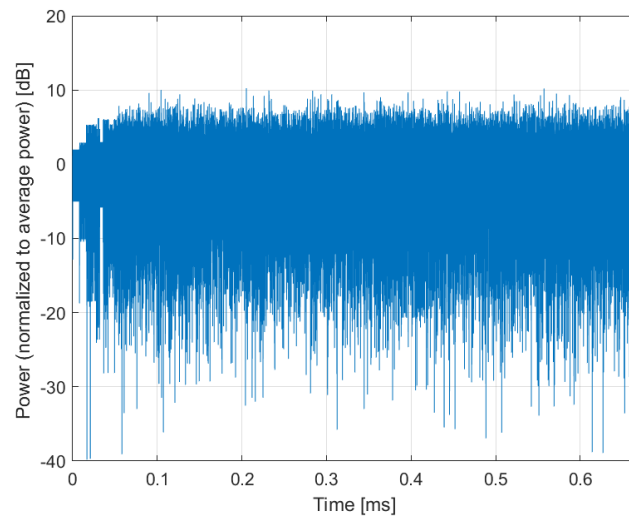
² Modulation Interference Factor (MIF) value valid only in conjunction with advanced probe response linearization calibration for the same communication system (same UID and version).



Complementary Cumulative Distribution Function (CCDF)



Frequency Domain



Time Domain

**Calibration Laboratory of
Schmid & Partner
Engineering AG**
Zeughausstrasse 43, 8004 Zurich, Switzerland

Name: **IEEE 802.11ax (80MHz, MCS8, 99pc duty cycle)**

Group: WLAN
UID: 10739-AAC

PAR: ¹ **8.29 dB**
MIF: ² **-23.68 dB**

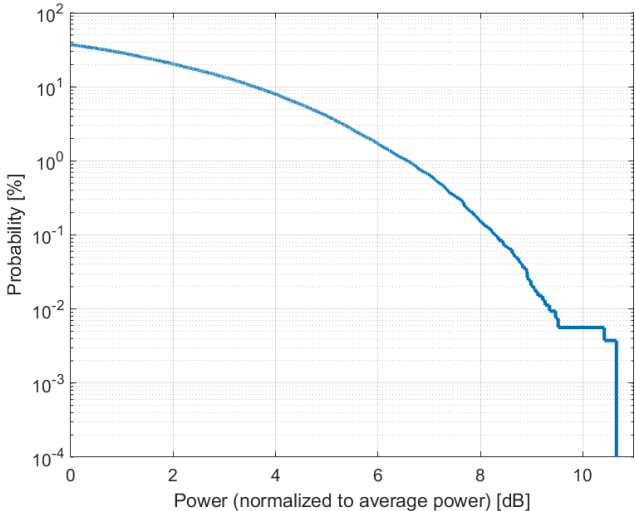
Standard Reference: SPEAG
Category: Random amplitude modulation
Modulation: 256-QAM
Frequency Band: WLAN 2.4GHz (2412.0 - 2484.0 MHz)
WLAN 5GHz (4915.0 - 5825.0 MHz)
U-NII-1, U-NII-2A (5170 - 5330 MHz)
U-NII-2C Standalone (5490 - 5710 MHz)
U-NII-2C <5.65 GHz (5490 - 5650 MHz)
U-NII-3 Standalone (5735 - 5835 MHz)
U-NII-2C, U-NII-3 (5650 - 5835 MHz)
U-NII-5 (5925 - 6425 MHz)
U-NII-6 (6425 - 6525 MHz)
U-NII-7 (6525 - 6875 MHz)
U-NII-8 (6875 - 7125 MHz)
U-NII-4 (5.825 - 5.925 MHz)
Validation band (0.0 - 6000.0 MHz)

Detailed Specification: Bandwidth: 80MHz
Duty Cycle: 99%
Number of spatial stream: 1

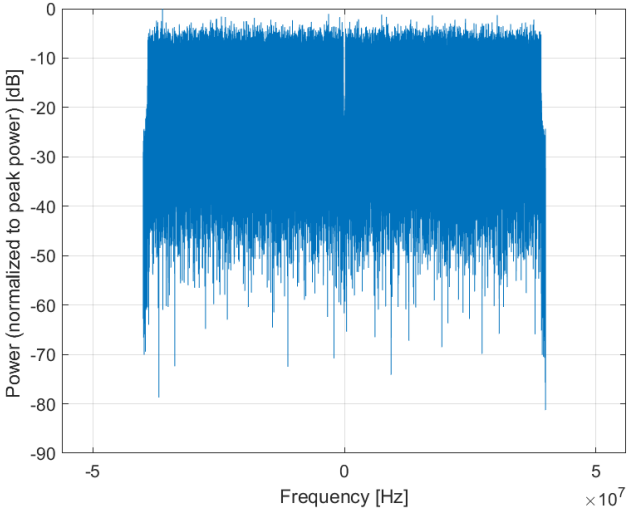
Bandwidth: 80.0 MHz
Integration Time: 0.7 ms

¹ PAR (0.1%) in accordance with FCC KDB 971168, Section 6.0 "Measurement of the Peak-to-Average Power Ratio (PAPR)"

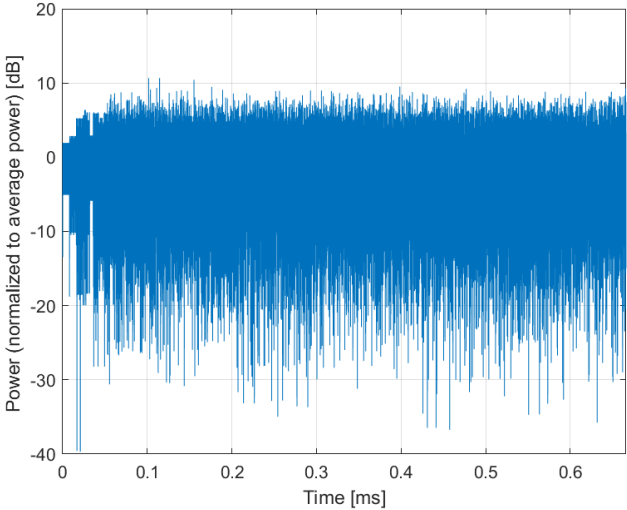
² Modulation Interference Factor (MIF) value valid only in conjunction with advanced probe response linearization calibration for the same communication system (same UID and version).



Complementary Cumulative Distribution Function (CCDF)



Frequency Domain



Time Domain

**Calibration Laboratory of
Schmid & Partner
Engineering AG**
Zeughausstrasse 43, 8004 Zurich, Switzerland

Name: **IEEE 802.11ax (80MHz, MCS9, 99pc duty cycle)**

Group: WLAN
UID: 10740-AAC

PAR: ¹ **8.48 dB**
MIF: ² **-22.10 dB**

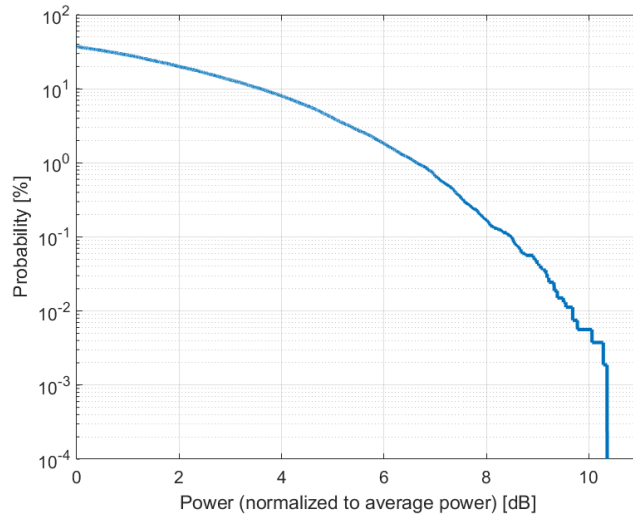
Standard Reference: SPEAG
Category: Random amplitude modulation
Modulation: 256-QAM
Frequency Band: WLAN 2.4GHz (2412.0 - 2484.0 MHz)
WLAN 5GHz (4915.0 - 5825.0 MHz)
U-NII-1, U-NII-2A (5170 - 5330 MHz)
U-NII-2C Standalone (5490 - 5710 MHz)
U-NII-2C <5.65 GHz (5490 - 5650 MHz)
U-NII-3 Standalone (5735 - 5835 MHz)
U-NII-2C, U-NII-3 (5650 - 5835 MHz)
U-NII-5 (5925 - 6425 MHz)
U-NII-6 (6425 - 6525 MHz)
U-NII-7 (6525 - 6875 MHz)
U-NII-8 (6875 - 7125 MHz)
U-NII-4 (5.825 - 5.925 MHz)
Validation band (0.0 - 6000.0 MHz)

Detailed Specification: Bandwidth: 80MHz
Duty Cycle: 99%
Number of spatial stream: 1

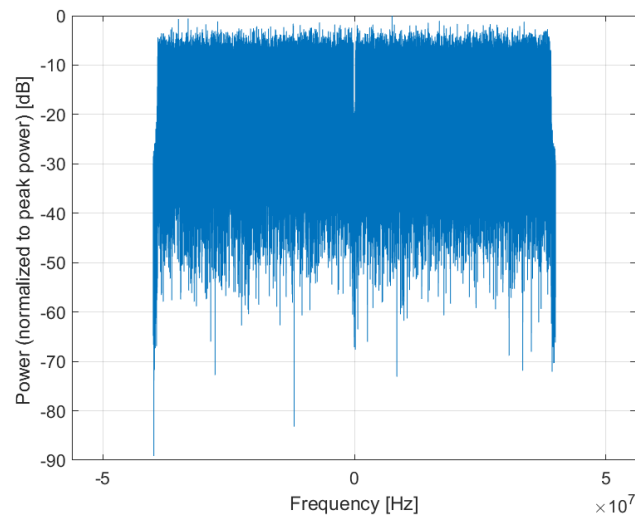
Bandwidth: 80.0 MHz
Integration Time: 0.7 ms

¹ PAR (0.1%) in accordance with FCC KDB 971168, Section 6.0 "Measurement of the Peak-to-Average Power Ratio (PAPR)"

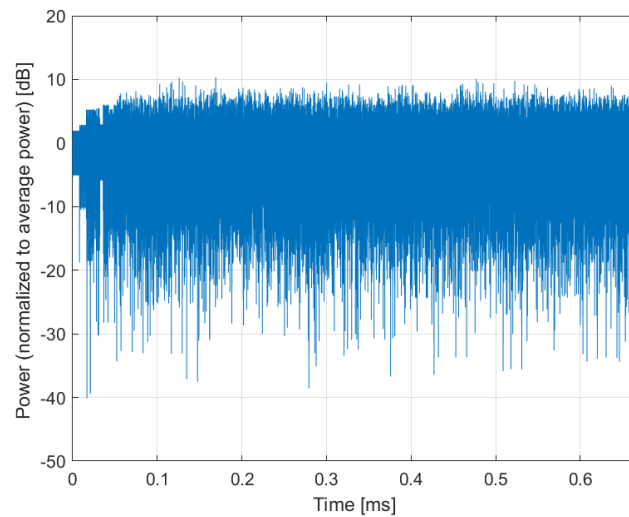
² Modulation Interference Factor (MIF) value valid only in conjunction with advanced probe response linearization calibration for the same communication system (same UID and version).



Complementary Cumulative Distribution Function (CCDF)



Frequency Domain



Time Domain

**Calibration Laboratory of
Schmid & Partner
Engineering AG**
Zeughausstrasse 43, 8004 Zurich, Switzerland

Name: **IEEE 802.11ax (80MHz, MCS10, 99pc duty cycle)**

Group: WLAN
UID: 10741-AAC

PAR: ¹ **8.40 dB**
MIF: ² **-22.36 dB**

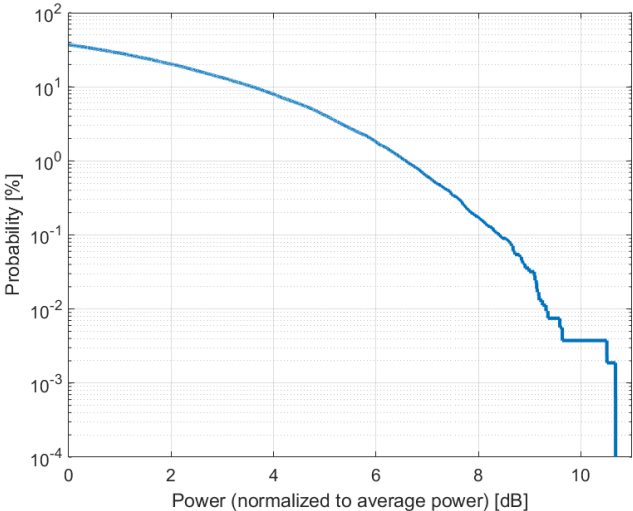
Standard Reference: SPEAG
Category: Random amplitude modulation
Modulation: 1024-QAM
Frequency Band: WLAN 2.4GHz (2412.0 - 2484.0 MHz)
WLAN 5GHz (4915.0 - 5825.0 MHz)
U-NII-1, U-NII-2A (5170 - 5330 MHz)
U-NII-2C Standalone (5490 - 5710 MHz)
U-NII-2C <5.65 GHz (5490 - 5650 MHz)
U-NII-3 Standalone (5735 - 5835 MHz)
U-NII-2C, U-NII-3 (5650 - 5835 MHz)
U-NII-5 (5925 - 6425 MHz)
U-NII-6 (6425 - 6525 MHz)
U-NII-7 (6525 - 6875 MHz)
U-NII-8 (6875 - 7125 MHz)
U-NII-4 (5.825 - 5.925 MHz)
Validation band (0.0 - 6000.0 MHz)

Detailed Specification: Bandwidth: 80MHz
Duty Cycle: 99%
Number of spatial stream: 1

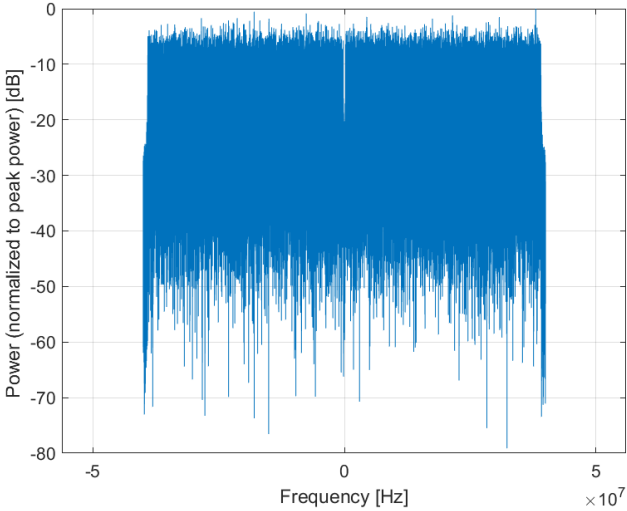
Bandwidth: 80.0 MHz
Integration Time: 0.7 ms

¹ PAR (0.1%) in accordance with FCC KDB 971168, Section 6.0 "Measurement of the Peak-to-Average Power Ratio (PAPR)"

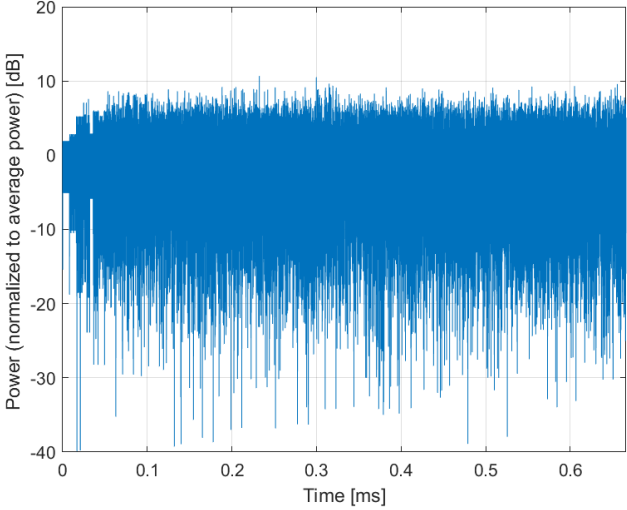
² Modulation Interference Factor (MIF) value valid only in conjunction with advanced probe response linearization calibration for the same communication system (same UID and version).



Complementary Cumulative Distribution Function (CCDF)



Frequency Domain



Time Domain

**Calibration Laboratory of
Schmid & Partner
Engineering AG**
Zeughausstrasse 43, 8004 Zurich, Switzerland

Name: **IEEE 802.11ax (80MHz, MCS11, 99pc duty cycle)**

Group: WLAN
UID: 10742-AAC

PAR: ¹ **8.43 dB**
MIF: ² **-25.24 dB**

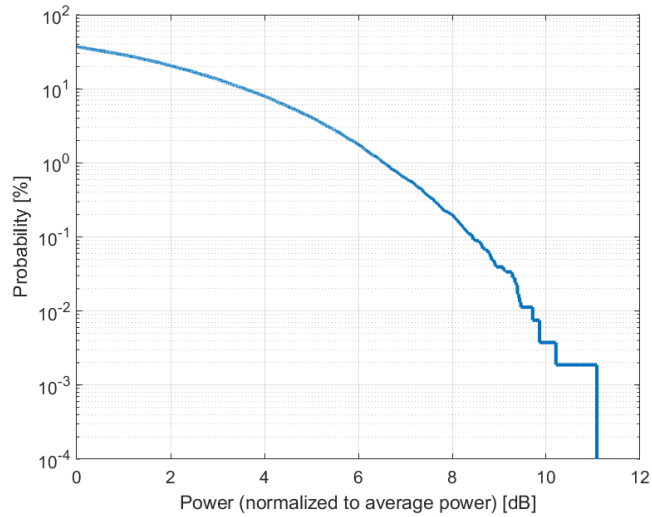
Standard Reference: SPEAG
Category: Random amplitude modulation
Modulation: 1024-QAM
Frequency Band: WLAN 2.4GHz (2412.0 - 2484.0 MHz)
WLAN 5GHz (4915.0 - 5825.0 MHz)
U-NII-1, U-NII-2A (5170 - 5330 MHz)
U-NII-2C Standalone (5490 - 5710 MHz)
U-NII-2C <5.65 GHz (5490 - 5650 MHz)
U-NII-3 Standalone (5735 - 5835 MHz)
U-NII-2C, U-NII-3 (5650 - 5835 MHz)
U-NII-5 (5925 - 6425 MHz)
U-NII-6 (6425 - 6525 MHz)
U-NII-7 (6525 - 6875 MHz)
U-NII-8 (6875 - 7125 MHz)
U-NII-4 (5.825 - 5.925 MHz)
Validation band (0.0 - 6000.0 MHz)

Detailed Specification: Bandwidth: 80MHz
Duty Cycle: 99%
Number of spatial stream: 1

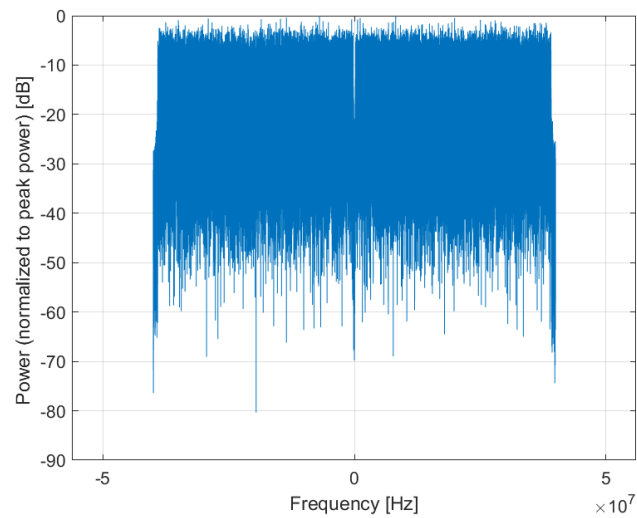
Bandwidth: 80.0 MHz
Integration Time: 0.7 ms

¹ PAR (0.1%) in accordance with FCC KDB 971168, Section 6.0 "Measurement of the Peak-to-Average Power Ratio (PAPR)"

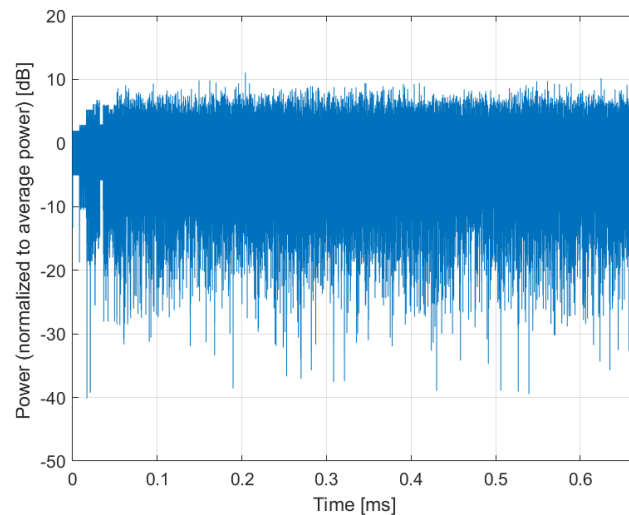
² Modulation Interference Factor (MIF) value valid only in conjunction with advanced probe response linearization calibration for the same communication system (same UID and version).



Complementary Cumulative Distribution Function (CCDF)



Frequency Domain



Time Domain

**Calibration Laboratory of
Schmid & Partner
Engineering AG**
Zeughausstrasse 43, 8004 Zurich, Switzerland

Name: **IEEE 802.11ax (160MHz, MCS0, 90pc duty cycle)**

Group: WLAN
UID: 10743-AAC

PAR: ¹ **8.94 dB**
MIF: ² **-6.60 dB**

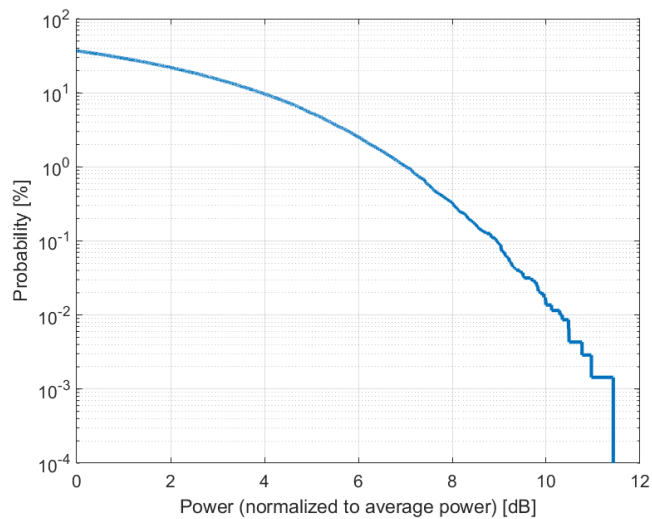
Standard Reference: SPEAG
Category: Random amplitude modulation
Modulation: BPSK
Frequency Band: WLAN 2.4GHz (2412.0 - 2484.0 MHz)
WLAN 5GHz (4915.0 - 5825.0 MHz)
U-NII-1, U-NII-2A (5170 - 5330 MHz)
U-NII-2C Standalone (5490 - 5710 MHz)
U-NII-2C <5.65 GHz (5490 - 5650 MHz)
U-NII-3 Standalone (5735 - 5835 MHz)
U-NII-2C, U-NII-3 (5650 - 5835 MHz)
U-NII-5 (5925 - 6425 MHz)
U-NII-6 (6425 - 6525 MHz)
U-NII-7 (6525 - 6875 MHz)
U-NII-8 (6875 - 7125 MHz)
U-NII-4 (5.825 - 5.925 MHz)
Validation band (0.0 - 6000.0 MHz)

Detailed Specification: Bandwidth: 160MHz
Duty Cycle: 90%
Number of spatial stream: 1

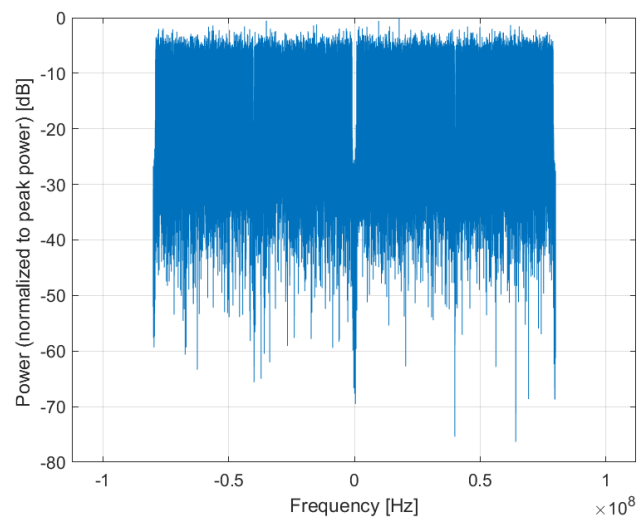
Bandwidth: 160.0 MHz
Integration Time: 0.9 ms

¹ PAR (0.1%) in accordance with FCC KDB 971168, Section 6.0 "Measurement of the Peak-to-Average Power Ratio (PAPR)"

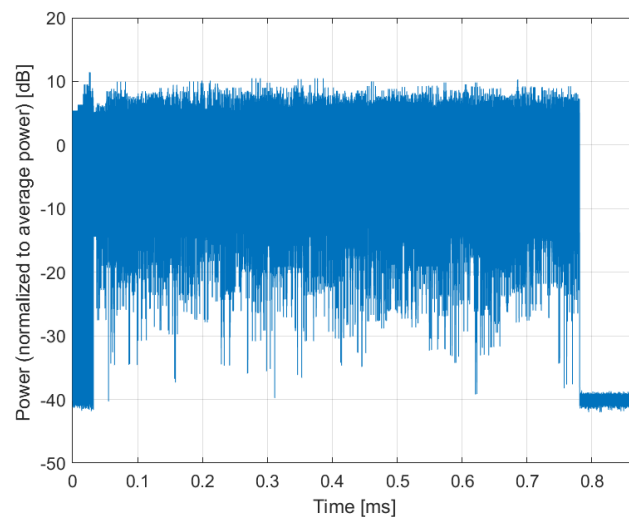
² Modulation Interference Factor (MIF) value valid only in conjunction with advanced probe response linearization calibration for the same communication system (same UID and version).



Complementary Cumulative Distribution Function (CCDF)



Frequency Domain



Time Domain

**Calibration Laboratory of
Schmid & Partner
Engineering AG**
Zeughausstrasse 43, 8004 Zurich, Switzerland

Name: **IEEE 802.11ax (160MHz, MCS1, 90pc duty cycle)**

Group: WLAN
UID: 10744-AAC

PAR: ¹ **9.16 dB**
MIF: ² **-7.44 dB**

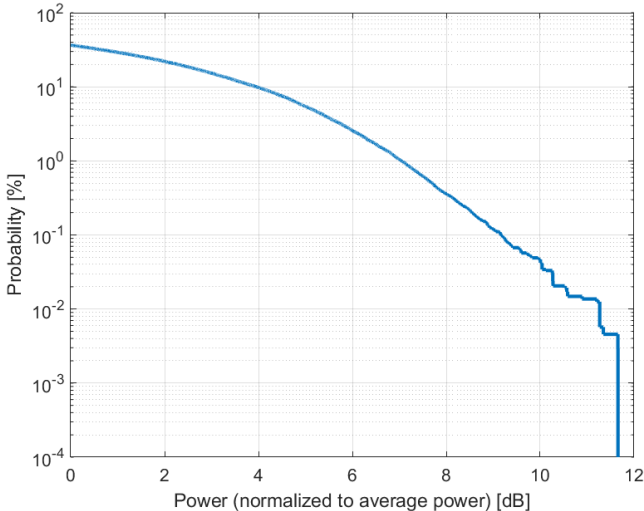
Standard Reference: SPEAG
Category: Random amplitude modulation
Modulation: QPSK
Frequency Band: WLAN 2.4GHz (2412.0 - 2484.0 MHz)
WLAN 5GHz (4915.0 - 5825.0 MHz)
U-NII-1, U-NII-2A (5170 - 5330 MHz)
U-NII-2C Standalone (5490 - 5710 MHz)
U-NII-2C <5.65 GHz (5490 - 5650 MHz)
U-NII-3 Standalone (5735 - 5835 MHz)
U-NII-2C, U-NII-3 (5650 - 5835 MHz)
U-NII-5 (5925 - 6425 MHz)
U-NII-6 (6425 - 6525 MHz)
U-NII-7 (6525 - 6875 MHz)
U-NII-8 (6875 - 7125 MHz)
U-NII-4 (5.825 - 5.925 MHz)
Validation band (0.0 - 6000.0 MHz)

Detailed Specification: Bandwidth: 160MHz
Duty Cycle: 90%
Number of spatial stream: 1

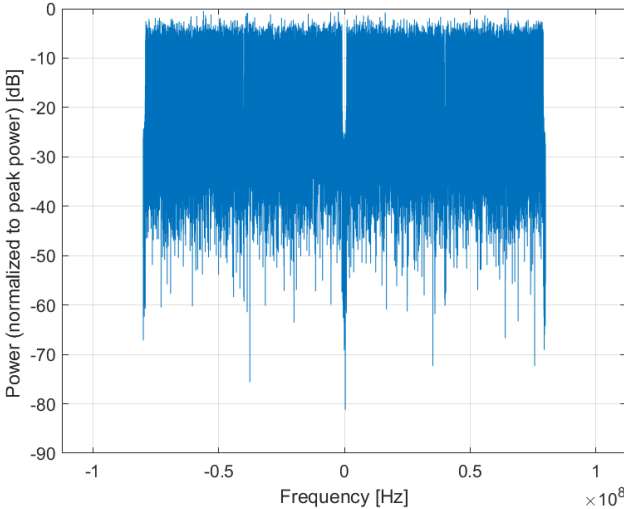
Bandwidth: 160.0 MHz
Integration Time: 0.5 ms

¹ PAR (0.1%) in accordance with FCC KDB 971168, Section 6.0 "Measurement of the Peak-to-Average Power Ratio (PAPR)"

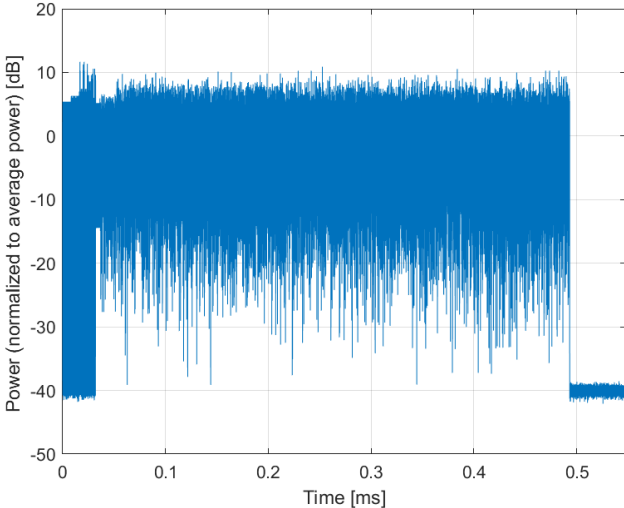
² Modulation Interference Factor (MIF) value valid only in conjunction with advanced probe response linearization calibration for the same communication system (same UID and version).



Complementary Cumulative Distribution Function (CCDF)



Frequency Domain



Time Domain

**Calibration Laboratory of
Schmid & Partner
Engineering AG**
Zeughausstrasse 43, 8004 Zurich, Switzerland

Name: **IEEE 802.11ax (160MHz, MCS2, 90pc duty cycle)**

Group: WLAN
UID: 10745-AAC

PAR: ¹ **8.93 dB**
MIF: ² **-7.22 dB**

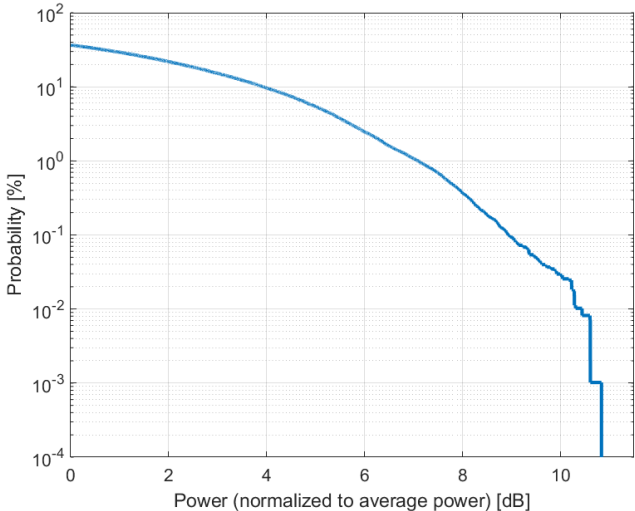
Standard Reference: SPEAG
Category: Random amplitude modulation
Modulation: QPSK
Frequency Band: WLAN 2.4GHz (2412.0 - 2484.0 MHz)
WLAN 5GHz (4915.0 - 5825.0 MHz)
U-NII-1, U-NII-2A (5170 - 5330 MHz)
U-NII-2C Standalone (5490 - 5710 MHz)
U-NII-2C <5.65 GHz (5490 - 5650 MHz)
U-NII-3 Standalone (5735 - 5835 MHz)
U-NII-2C, U-NII-3 (5650 - 5835 MHz)
U-NII-5 (5925 - 6425 MHz)
U-NII-6 (6425 - 6525 MHz)
U-NII-7 (6525 - 6875 MHz)
U-NII-8 (6875 - 7125 MHz)
U-NII-4 (5.825 - 5.925 MHz)
Validation band (0.0 - 6000.0 MHz)

Detailed Specification: Bandwidth: 160MHz
Duty Cycle: 90%
Number of spatial stream: 1

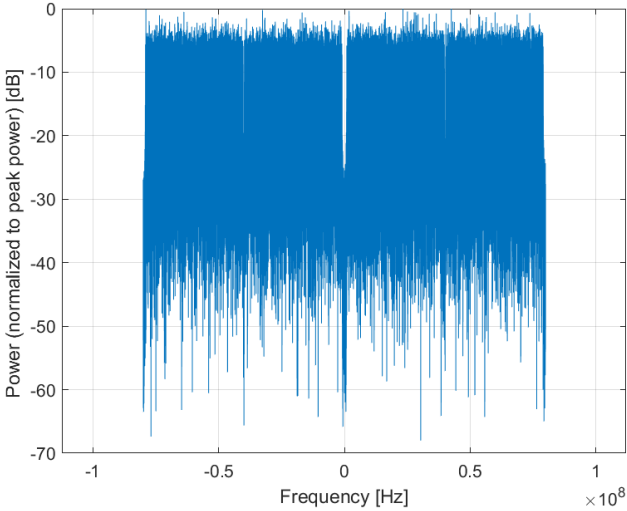
Bandwidth: 160.0 MHz
Integration Time: 0.6 ms

¹ PAR (0.1%) in accordance with FCC KDB 971168, Section 6.0 "Measurement of the Peak-to-Average Power Ratio (PAPR)"

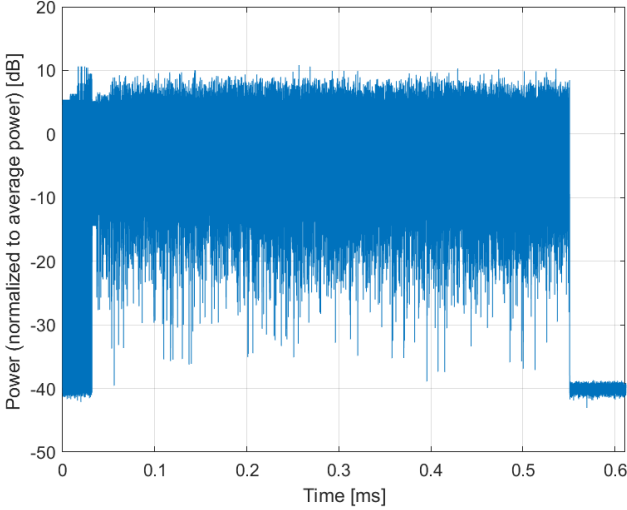
² Modulation Interference Factor (MIF) value valid only in conjunction with advanced probe response linearization calibration for the same communication system (same UID and version).



Complementary Cumulative Distribution Function (CCDF)



Frequency Domain



Time Domain

**Calibration Laboratory of
Schmid & Partner
Engineering AG**
Zeughausstrasse 43, 8004 Zurich, Switzerland

Name: **IEEE 802.11ax (160MHz, MCS3, 90pc duty cycle)**

Group: WLAN
UID: 10746-AAC

PAR: ¹ **9.11 dB**
MIF: ² **-7.46 dB**

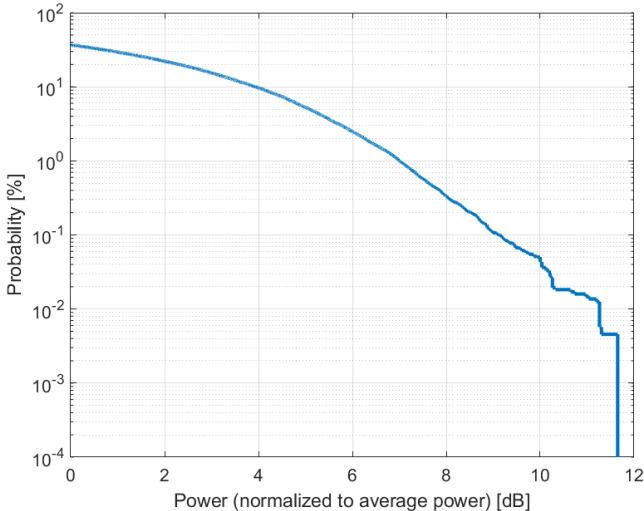
Standard Reference: SPEAG
Category: Random amplitude modulation
Modulation: 16-QAM
Frequency Band: WLAN 2.4GHz (2412.0 - 2484.0 MHz)
WLAN 5GHz (4915.0 - 5825.0 MHz)
U-NII-1, U-NII-2A (5170 - 5330 MHz)
U-NII-2C Standalone (5490 - 5710 MHz)
U-NII-2C <5.65 GHz (5490 - 5650 MHz)
U-NII-3 Standalone (5735 - 5835 MHz)
U-NII-2C, U-NII-3 (5650 - 5835 MHz)
U-NII-5 (5925 - 6425 MHz)
U-NII-6 (6425 - 6525 MHz)
U-NII-7 (6525 - 6875 MHz)
U-NII-8 (6875 - 7125 MHz)
U-NII-4 (5.825 - 5.925 MHz)
Validation band (0.0 - 6000.0 MHz)

Detailed Specification: Bandwidth: 160MHz
Duty Cycle: 90%
Number of spatial stream: 1

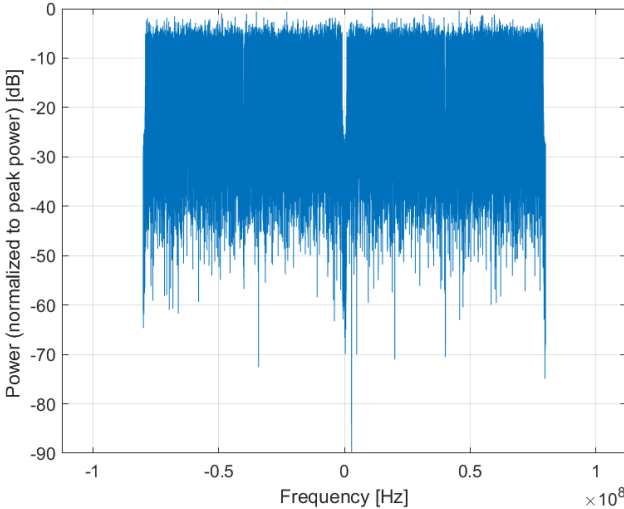
Bandwidth: 160.0 MHz
Integration Time: 0.5 ms

¹ PAR (0.1%) in accordance with FCC KDB 971168, Section 6.0 "Measurement of the Peak-to-Average Power Ratio (PAPR)"

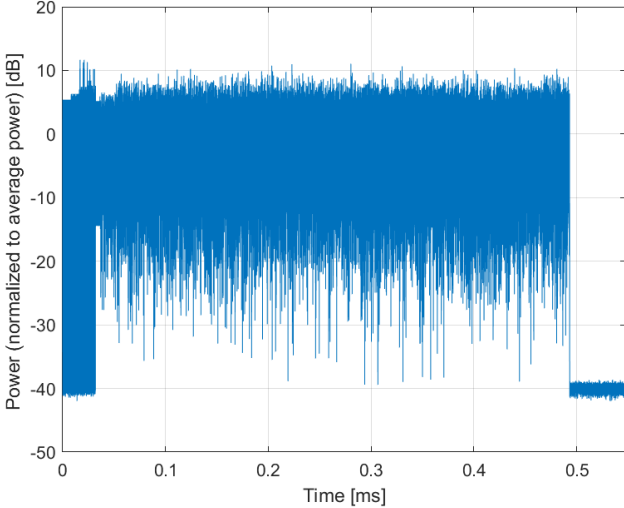
² Modulation Interference Factor (MIF) value valid only in conjunction with advanced probe response linearization calibration for the same communication system (same UID and version).



Complementary Cumulative Distribution Function (CCDF)



Frequency Domain



Time Domain

**Calibration Laboratory of
Schmid & Partner
Engineering AG**
Zeughausstrasse 43, 8004 Zurich, Switzerland

Name: **IEEE 802.11ax (160MHz, MCS4, 90pc duty cycle)**

Group: WLAN
UID: 10747-AAC

PAR: ¹ **9.04 dB**
MIF: ² **-7.22 dB**

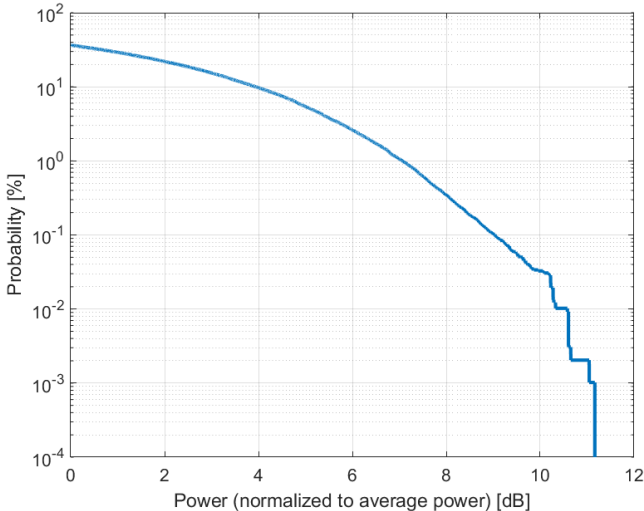
Standard Reference: SPEAG
Category: Random amplitude modulation
Modulation: 16-QAM
Frequency Band: WLAN 2.4GHz (2412.0 - 2484.0 MHz)
WLAN 5GHz (4915.0 - 5825.0 MHz)
U-NII-1, U-NII-2A (5170 - 5330 MHz)
U-NII-2C Standalone (5490 - 5710 MHz)
U-NII-2C <5.65 GHz (5490 - 5650 MHz)
U-NII-3 Standalone (5735 - 5835 MHz)
U-NII-2C, U-NII-3 (5650 - 5835 MHz)
U-NII-5 (5925 - 6425 MHz)
U-NII-6 (6425 - 6525 MHz)
U-NII-7 (6525 - 6875 MHz)
U-NII-8 (6875 - 7125 MHz)
U-NII-4 (5.825 - 5.925 MHz)
Validation band (0.0 - 6000.0 MHz)

Detailed Specification: Bandwidth: 160MHz
Duty Cycle: 90%
Number of spatial stream: 1

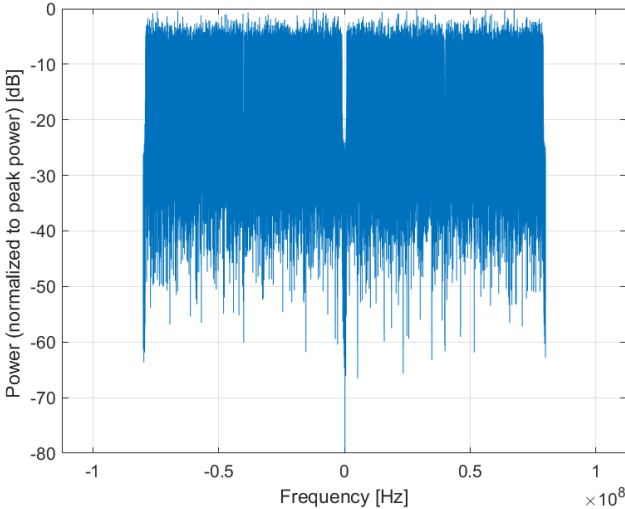
Bandwidth: 160.0 MHz
Integration Time: 0.6 ms

¹ PAR (0.1%) in accordance with FCC KDB 971168, Section 6.0 "Measurement of the Peak-to-Average Power Ratio (PAPR)"

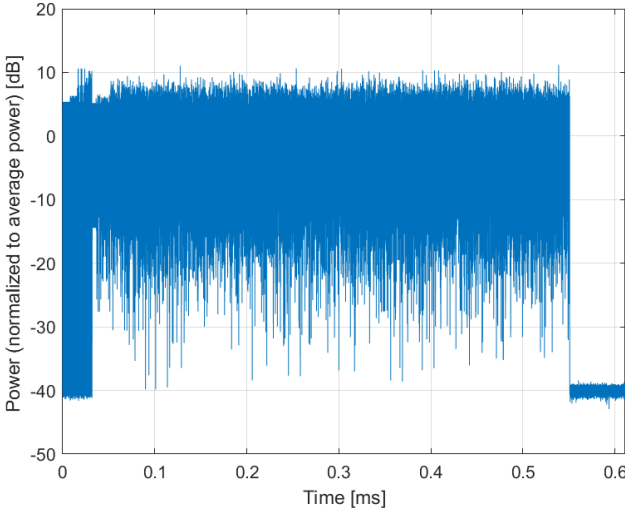
² Modulation Interference Factor (MIF) value valid only in conjunction with advanced probe response linearization calibration for the same communication system (same UID and version).



Complementary Cumulative Distribution Function (CCDF)



Frequency Domain



Time Domain

**Calibration Laboratory of
Schmid & Partner
Engineering AG**
Zeughausstrasse 43, 8004 Zurich, Switzerland

Name: **IEEE 802.11ax (160MHz, MCS5, 90pc duty cycle)**

Group: WLAN
UID: 10748-AAC

PAR: ¹ **8.93 dB**
MIF: ² **-7.60 dB**

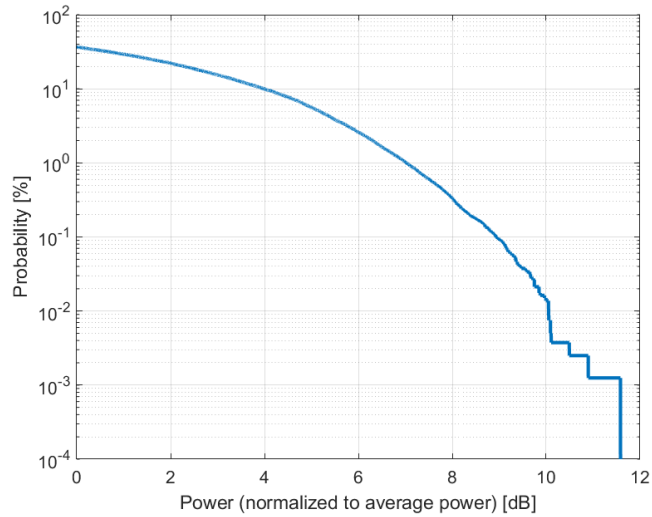
Standard Reference: SPEAG
Category: Random amplitude modulation
Modulation: 64-QAM
Frequency Band: WLAN 2.4GHz (2412.0 - 2484.0 MHz)
WLAN 5GHz (4915.0 - 5825.0 MHz)
U-NII-1, U-NII-2A (5170 - 5330 MHz)
U-NII-2C Standalone (5490 - 5710 MHz)
U-NII-2C <5.65 GHz (5490 - 5650 MHz)
U-NII-3 Standalone (5735 - 5835 MHz)
U-NII-2C, U-NII-3 (5650 - 5835 MHz)
U-NII-5 (5925 - 6425 MHz)
U-NII-6 (6425 - 6525 MHz)
U-NII-7 (6525 - 6875 MHz)
U-NII-8 (6875 - 7125 MHz)
U-NII-4 (5.825 - 5.925 MHz)
Validation band (0.0 - 6000.0 MHz)

Detailed Specification: Bandwidth: 160MHz
Duty Cycle: 90%
Number of spatial stream: 1

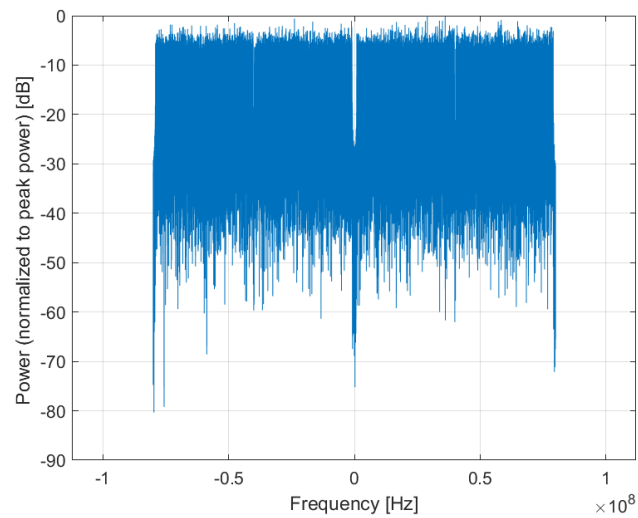
Bandwidth: 160.0 MHz
Integration Time: 0.5 ms

¹ PAR (0.1%) in accordance with FCC KDB 971168, Section 6.0 "Measurement of the Peak-to-Average Power Ratio (PAPR)"

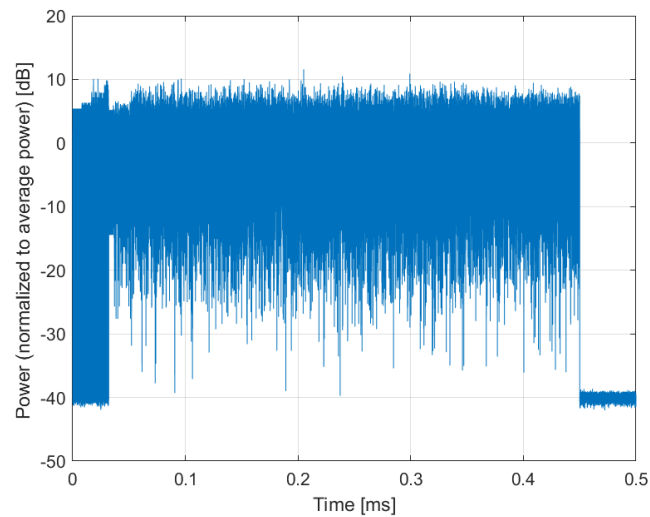
² Modulation Interference Factor (MIF) value valid only in conjunction with advanced probe response linearization calibration for the same communication system (same UID and version).



Complementary Cumulative Distribution Function (CCDF)



Frequency Domain



Time Domain

**Calibration Laboratory of
Schmid & Partner
Engineering AG**
Zeughausstrasse 43, 8004 Zurich, Switzerland

Name: **IEEE 802.11ax (160MHz, MCS6, 90pc duty cycle)**

Group: WLAN
UID: 10749-AAC

PAR:¹ **8.90 dB**
MIF:² **-7.70 dB**

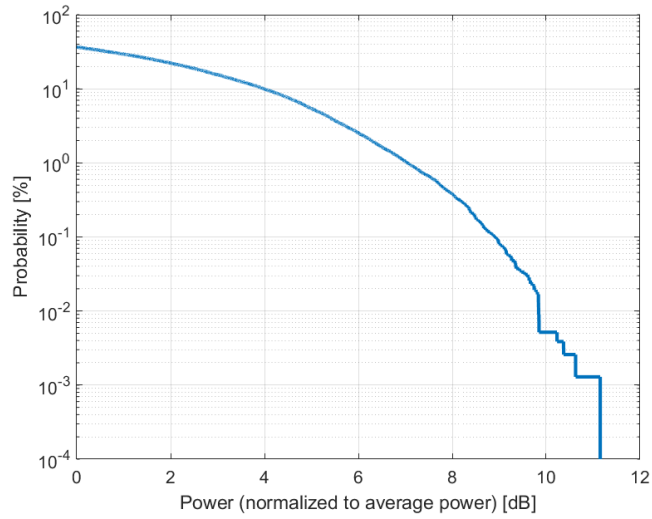
Standard Reference: SPEAG
Category: Random amplitude modulation
Modulation: 64-QAM
Frequency Band: WLAN 2.4GHz (2412.0 - 2484.0 MHz)
WLAN 5GHz (4915.0 - 5825.0 MHz)
U-NII-1, U-NII-2A (5170 - 5330 MHz)
U-NII-2C Standalone (5490 - 5710 MHz)
U-NII-2C <5.65 GHz (5490 - 5650 MHz)
U-NII-3 Standalone (5735 - 5835 MHz)
U-NII-2C, U-NII-3 (5650 - 5835 MHz)
U-NII-5 (5925 - 6425 MHz)
U-NII-6 (6425 - 6525 MHz)
U-NII-7 (6525 - 6875 MHz)
U-NII-8 (6875 - 7125 MHz)
U-NII-4 (5.825 - 5.925 MHz)
Validation band (0.0 - 6000.0 MHz)

Detailed Specification: Bandwidth: 160MHz
Duty Cycle: 90%
Number of spatial stream: 1

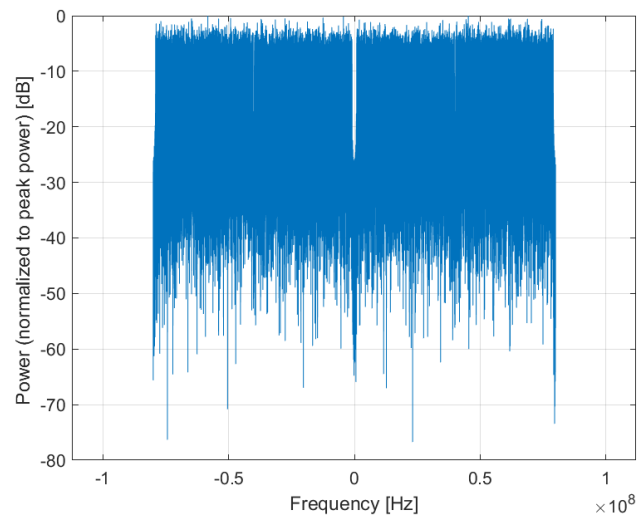
Bandwidth: 160.0 MHz
Integration Time: 0.5 ms

¹ PAR (0.1%) in accordance with FCC KDB 971168, Section 6.0 "Measurement of the Peak-to-Average Power Ratio (PAPR)"

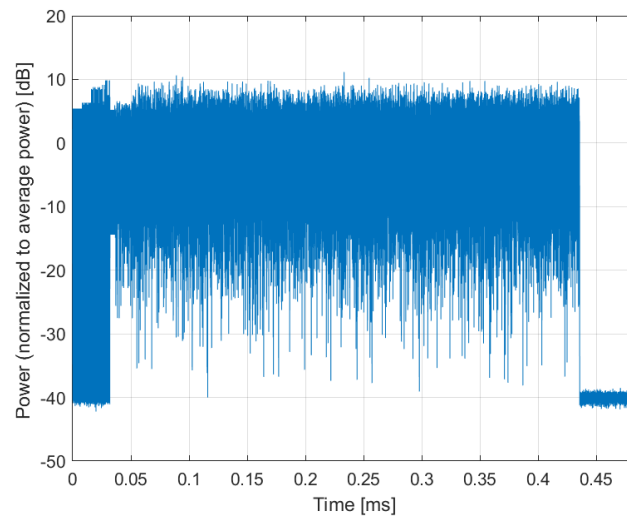
² Modulation Interference Factor (MIF) value valid only in conjunction with advanced probe response linearization calibration for the same communication system (same UID and version).



Complementary Cumulative Distribution Function (CCDF)



Frequency Domain



Time Domain

**Calibration Laboratory of
Schmid & Partner
Engineering AG**
Zeughausstrasse 43, 8004 Zurich, Switzerland

Name: **IEEE 802.11ax (160MHz, MCS7, 90pc duty cycle)**

Group: WLAN
UID: 10750-AAC

PAR: ¹ **8.79 dB**
MIF: ² **-7.75 dB**

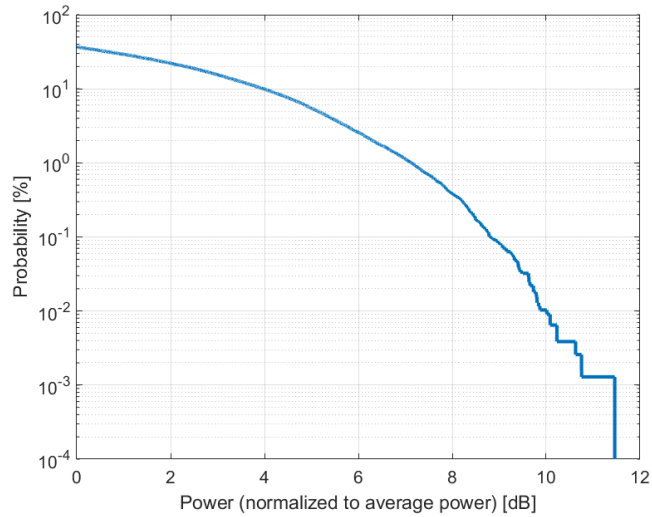
Standard Reference: SPEAG
Category: Random amplitude modulation
Modulation: 64-QAM
Frequency Band: WLAN 2.4GHz (2412.0 - 2484.0 MHz)
WLAN 5GHz (4915.0 - 5825.0 MHz)
U-NII-1, U-NII-2A (5170 - 5330 MHz)
U-NII-2C Standalone (5490 - 5710 MHz)
U-NII-2C <5.65 GHz (5490 - 5650 MHz)
U-NII-3 Standalone (5735 - 5835 MHz)
U-NII-2C, U-NII-3 (5650 - 5835 MHz)
U-NII-5 (5925 - 6425 MHz)
U-NII-6 (6425 - 6525 MHz)
U-NII-7 (6525 - 6875 MHz)
U-NII-8 (6875 - 7125 MHz)
U-NII-4 (5.825 - 5.925 MHz)
Validation band (0.0 - 6000.0 MHz)

Detailed Specification: Bandwidth: 160MHz
Duty Cycle: 90%
Number of spatial stream: 1

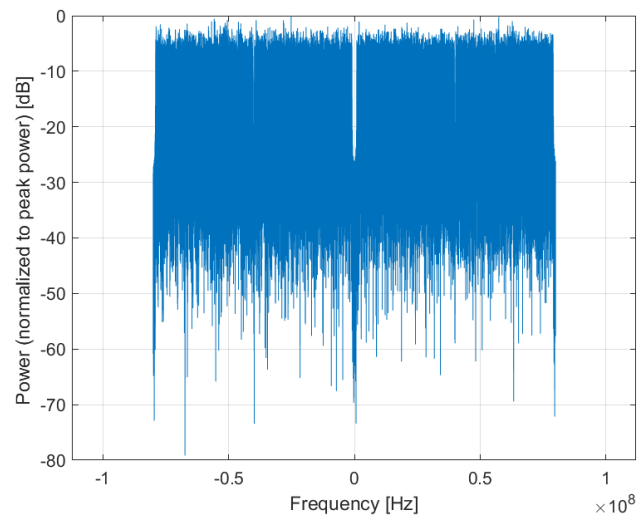
Bandwidth: 160.0 MHz
Integration Time: 0.5 ms

¹ PAR (0.1%) in accordance with FCC KDB 971168, Section 6.0 "Measurement of the Peak-to-Average Power Ratio (PAPR)"

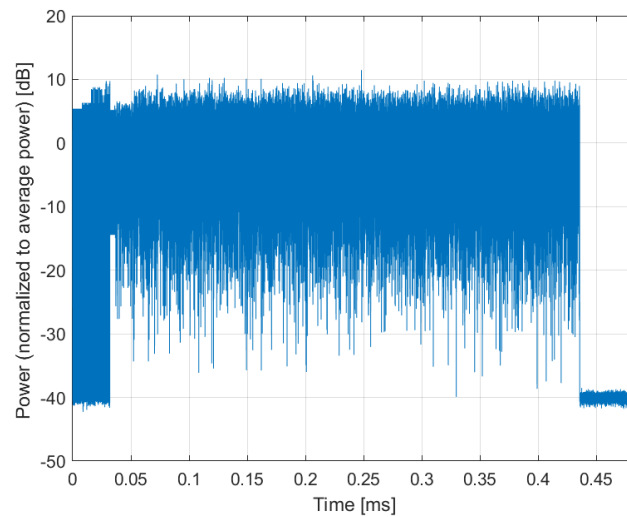
² Modulation Interference Factor (MIF) value valid only in conjunction with advanced probe response linearization calibration for the same communication system (same UID and version).



Complementary Cumulative Distribution Function (CCDF)



Frequency Domain



Time Domain

**Calibration Laboratory of
Schmid & Partner
Engineering AG**
Zeughausstrasse 43, 8004 Zurich, Switzerland

Name: **IEEE 802.11ax (160MHz, MCS8, 90pc duty cycle)**

Group: WLAN
UID: 10751-AAC

PAR: ¹ **8.82 dB**
MIF: ² **-7.93 dB**

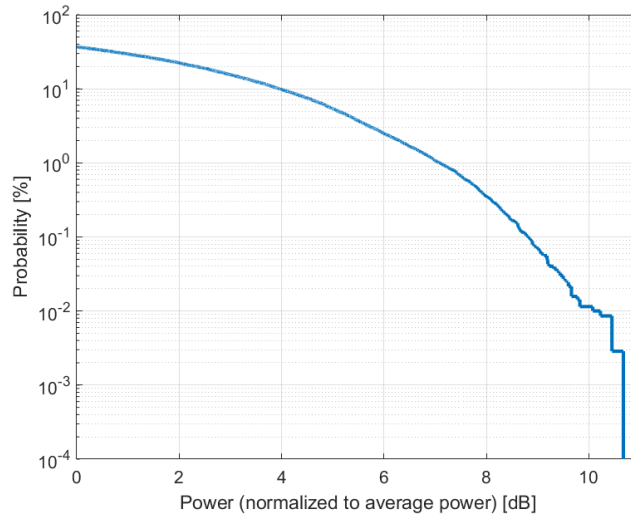
Standard Reference: SPEAG
Category: Random amplitude modulation
Modulation: 256-QAM
Frequency Band: WLAN 2.4GHz (2412.0 - 2484.0 MHz)
WLAN 5GHz (4915.0 - 5825.0 MHz)
U-NII-1, U-NII-2A (5170 - 5330 MHz)
U-NII-2C Standalone (5490 - 5710 MHz)
U-NII-2C <5.65 GHz (5490 - 5650 MHz)
U-NII-3 Standalone (5735 - 5835 MHz)
U-NII-2C, U-NII-3 (5650 - 5835 MHz)
U-NII-5 (5925 - 6425 MHz)
U-NII-6 (6425 - 6525 MHz)
U-NII-7 (6525 - 6875 MHz)
U-NII-8 (6875 - 7125 MHz)
U-NII-4 (5.825 - 5.925 MHz)
Validation band (0.0 - 6000.0 MHz)

Detailed Specification: Bandwidth: 160MHz
Duty Cycle: 90%
Number of spatial stream: 1

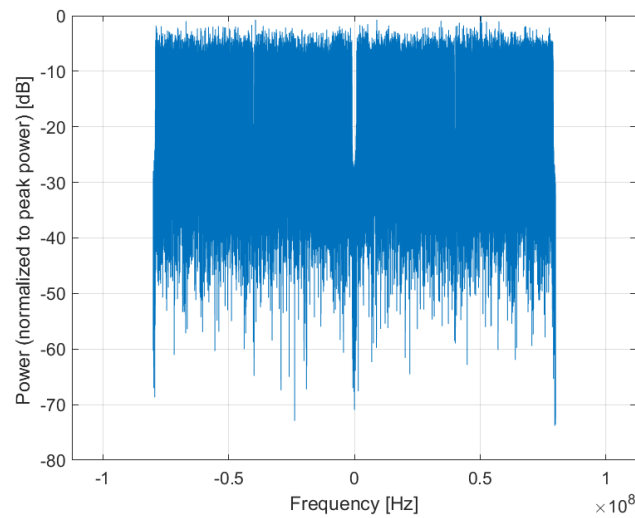
Bandwidth: 160.0 MHz
Integration Time: 0.4 ms

¹ PAR (0.1%) in accordance with FCC KDB 971168, Section 6.0 "Measurement of the Peak-to-Average Power Ratio (PAPR)"

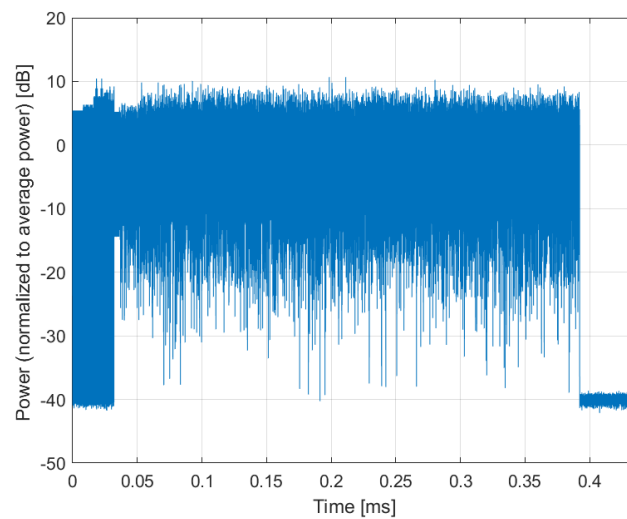
² Modulation Interference Factor (MIF) value valid only in conjunction with advanced probe response linearization calibration for the same communication system (same UID and version).



Complementary Cumulative Distribution Function (CCDF)



Frequency Domain



Time Domain

**Calibration Laboratory of
Schmid & Partner
Engineering AG**
Zeughausstrasse 43, 8004 Zurich, Switzerland

Name: **IEEE 802.11ax (160MHz, MCS9, 90pc duty cycle)**

Group: WLAN
UID: 10752-AAC

PAR: ¹ **8.81 dB**
MIF: ² **-7.94 dB**

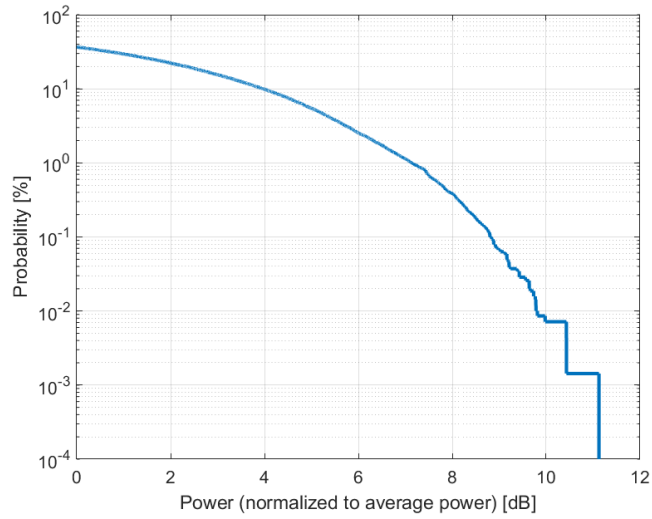
Standard Reference: SPEAG
Category: Random amplitude modulation
Modulation: 256-QAM
Frequency Band: WLAN 2.4GHz (2412.0 - 2484.0 MHz)
WLAN 5GHz (4915.0 - 5825.0 MHz)
U-NII-1, U-NII-2A (5170 - 5330 MHz)
U-NII-2C Standalone (5490 - 5710 MHz)
U-NII-2C <5.65 GHz (5490 - 5650 MHz)
U-NII-3 Standalone (5735 - 5835 MHz)
U-NII-2C, U-NII-3 (5650 - 5835 MHz)
U-NII-5 (5925 - 6425 MHz)
U-NII-6 (6425 - 6525 MHz)
U-NII-7 (6525 - 6875 MHz)
U-NII-8 (6875 - 7125 MHz)
U-NII-4 (5.825 - 5.925 MHz)
Validation band (0.0 - 6000.0 MHz)

Detailed Specification: Bandwidth: 160MHz
Duty Cycle: 90%
Number of spatial stream: 1

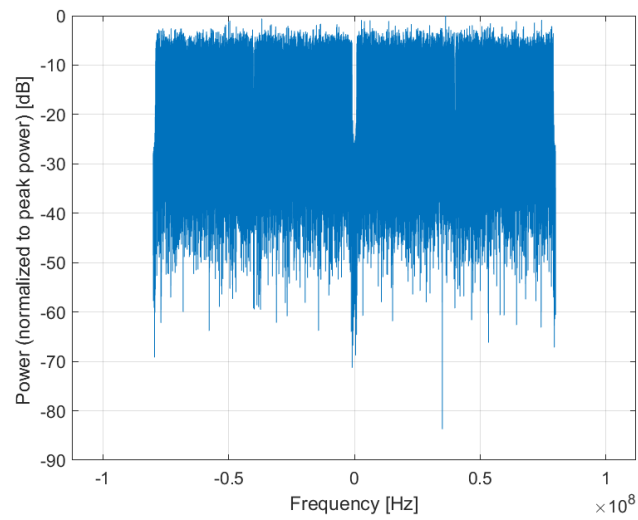
Bandwidth: 160.0 MHz
Integration Time: 0.4 ms

¹ PAR (0.1%) in accordance with FCC KDB 971168, Section 6.0 "Measurement of the Peak-to-Average Power Ratio (PAPR)"

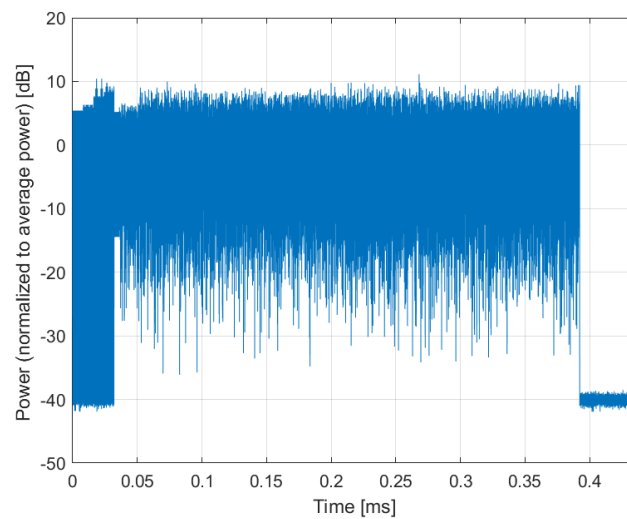
² Modulation Interference Factor (MIF) value valid only in conjunction with advanced probe response linearization calibration for the same communication system (same UID and version).



Complementary Cumulative Distribution Function (CCDF)



Frequency Domain



Time Domain

**Calibration Laboratory of
Schmid & Partner
Engineering AG**
Zeughausstrasse 43, 8004 Zurich, Switzerland

Name: **IEEE 802.11ax (160MHz, MCS10, 90pc duty cycle)**

Group: WLAN
UID: 10753-AAC

PAR: ¹ **9.00 dB**
MIF: ² **-7.71 dB**

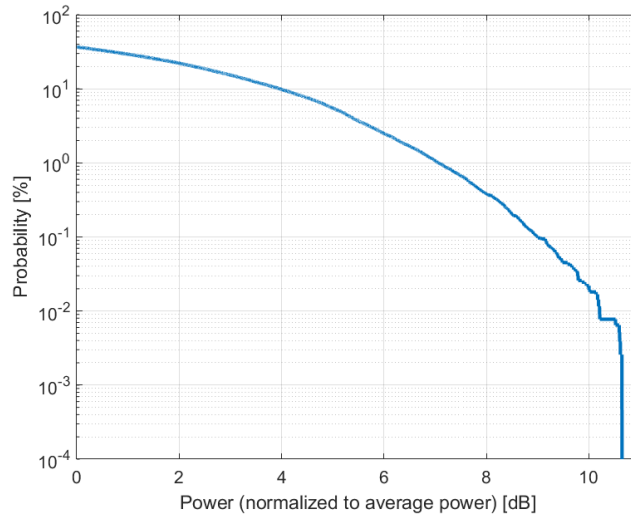
Standard Reference: SPEAG
Category: Random amplitude modulation
Modulation: 1024-QAM
Frequency Band: WLAN 2.4GHz (2412.0 - 2484.0 MHz)
WLAN 5GHz (4915.0 - 5825.0 MHz)
U-NII-1, U-NII-2A (5170 - 5330 MHz)
U-NII-2C Standalone (5490 - 5710 MHz)
U-NII-2C <5.65 GHz (5490 - 5650 MHz)
U-NII-3 Standalone (5735 - 5835 MHz)
U-NII-2C, U-NII-3 (5650 - 5835 MHz)
U-NII-5 (5925 - 6425 MHz)
U-NII-6 (6425 - 6525 MHz)
U-NII-7 (6525 - 6875 MHz)
U-NII-8 (6875 - 7125 MHz)
U-NII-4 (5.825 - 5.925 MHz)
Validation band (0.0 - 6000.0 MHz)

Detailed Specification: Bandwidth: 160MHz
Duty Cycle: 90%
Number of spatial stream: 1

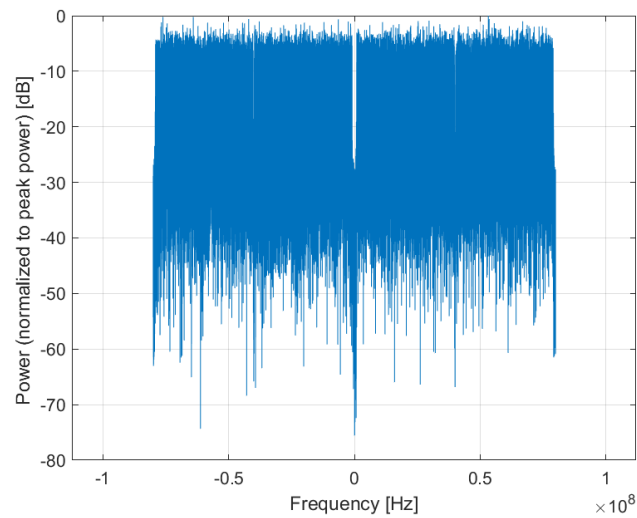
Bandwidth: 160.0 MHz
Integration Time: 0.5 ms

¹ PAR (0.1%) in accordance with FCC KDB 971168, Section 6.0 "Measurement of the Peak-to-Average Power Ratio (PAPR)"

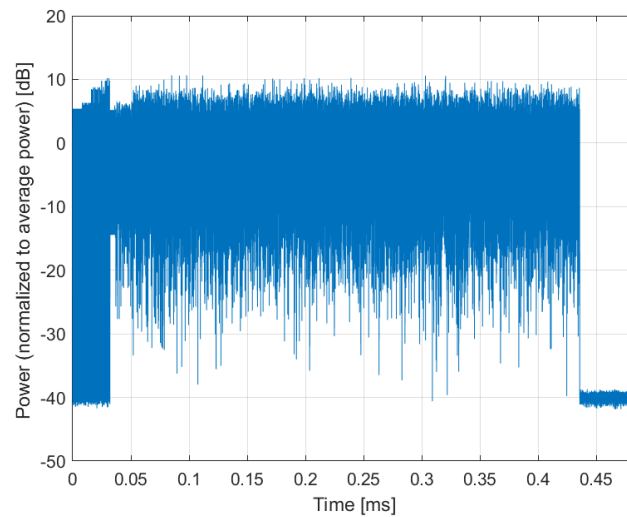
² Modulation Interference Factor (MIF) value valid only in conjunction with advanced probe response linearization calibration for the same communication system (same UID and version).



Complementary Cumulative Distribution Function (CCDF)



Frequency Domain



Time Domain

**Calibration Laboratory of
Schmid & Partner
Engineering AG**
Zeughausstrasse 43, 8004 Zurich, Switzerland

Name: **IEEE 802.11ax (160MHz, MCS11, 90pc duty cycle)**

Group: WLAN
UID: 10754-AAC

PAR: ¹ **8.94 dB**
MIF: ² **-7.80 dB**

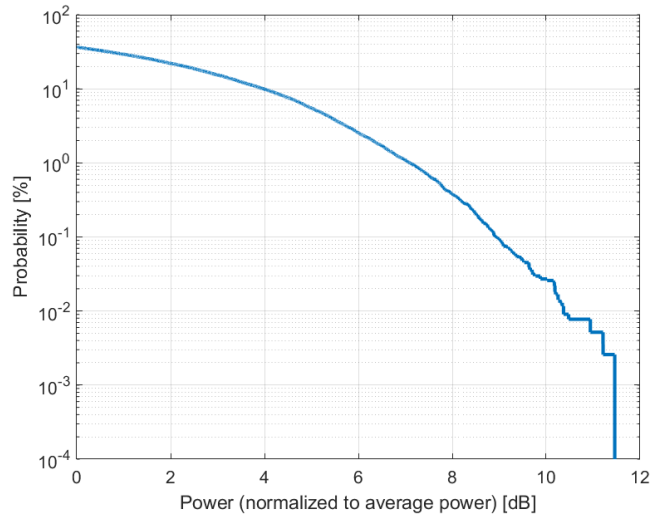
Standard Reference: SPEAG
Category: Random amplitude modulation
Modulation: 1024-QAM
Frequency Band: WLAN 2.4GHz (2412.0 - 2484.0 MHz)
WLAN 5GHz (4915.0 - 5825.0 MHz)
U-NII-1, U-NII-2A (5170 - 5330 MHz)
U-NII-2C Standalone (5490 - 5710 MHz)
U-NII-2C <5.65 GHz (5490 - 5650 MHz)
U-NII-3 Standalone (5735 - 5835 MHz)
U-NII-2C, U-NII-3 (5650 - 5835 MHz)
U-NII-5 (5925 - 6425 MHz)
U-NII-6 (6425 - 6525 MHz)
U-NII-7 (6525 - 6875 MHz)
U-NII-8 (6875 - 7125 MHz)
U-NII-4 (5.825 - 5.925 MHz)
Validation band (0.0 - 6000.0 MHz)

Detailed Specification: Bandwidth: 160MHz
Duty Cycle: 90%
Number of spatial stream: 1

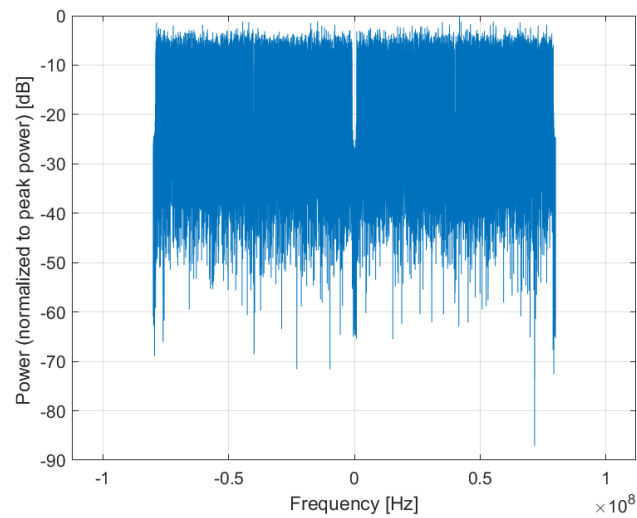
Bandwidth: 160.0 MHz
Integration Time: 0.5 ms

¹ PAR (0.1%) in accordance with FCC KDB 971168, Section 6.0 "Measurement of the Peak-to-Average Power Ratio (PAPR)"

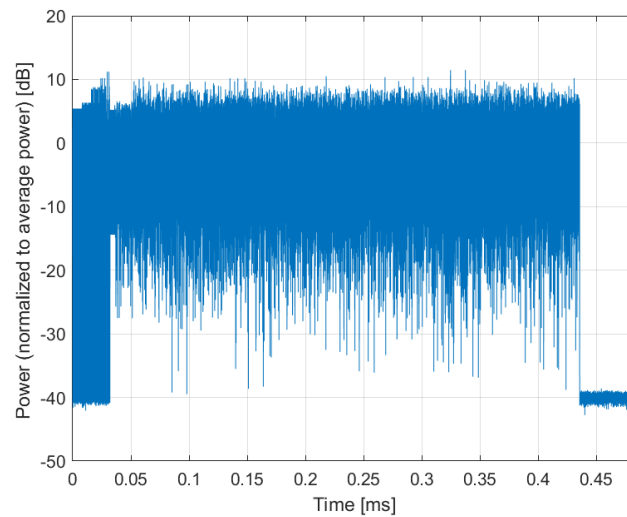
² Modulation Interference Factor (MIF) value valid only in conjunction with advanced probe response linearization calibration for the same communication system (same UID and version).



Complementary Cumulative Distribution Function (CCDF)



Frequency Domain



Time Domain

**Calibration Laboratory of
Schmid & Partner
Engineering AG**
Zeughausstrasse 43, 8004 Zurich, Switzerland

Name: **IEEE 802.11ax (160MHz, MCS0, 99pc duty cycle)**

Group: WLAN
UID: 10755-AAC

PAR: ¹ **8.64 dB**
MIF: ² **-17.91 dB**

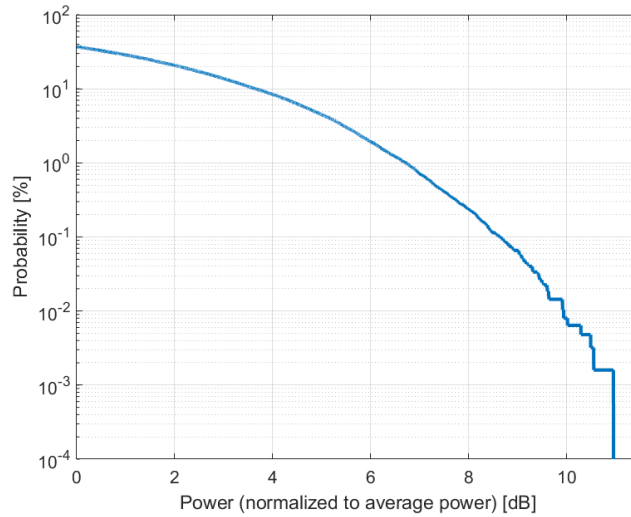
Standard Reference: SPEAG
Category: Random amplitude modulation
Modulation: BPSK
Frequency Band: WLAN 2.4GHz (2412.0 - 2484.0 MHz)
WLAN 5GHz (4915.0 - 5825.0 MHz)
U-NII-1, U-NII-2A (5170 - 5330 MHz)
U-NII-2C Standalone (5490 - 5710 MHz)
U-NII-2C <5.65 GHz (5490 - 5650 MHz)
U-NII-3 Standalone (5735 - 5835 MHz)
U-NII-2C, U-NII-3 (5650 - 5835 MHz)
U-NII-5 (5925 - 6425 MHz)
U-NII-6 (6425 - 6525 MHz)
U-NII-7 (6525 - 6875 MHz)
U-NII-8 (6875 - 7125 MHz)
U-NII-4 (5.825 - 5.925 MHz)
Validation band (0.0 - 6000.0 MHz)

Detailed Specification: Bandwidth: 160MHz
Duty Cycle: 99%
Number of spatial stream: 1

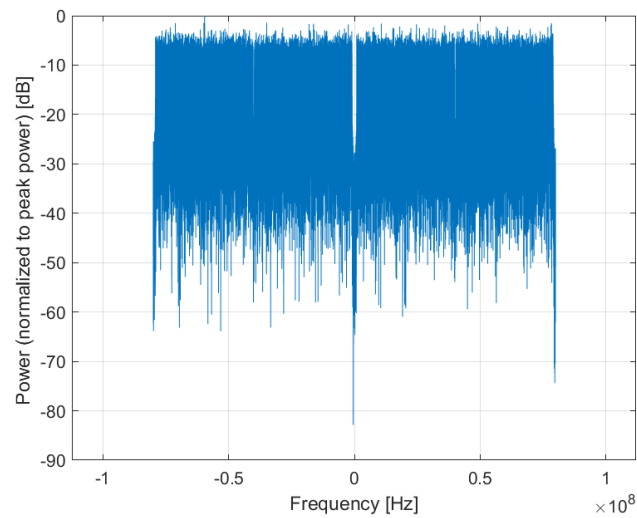
Bandwidth: 160.0 MHz
Integration Time: 0.8 ms

¹ PAR (0.1%) in accordance with FCC KDB 971168, Section 6.0 "Measurement of the Peak-to-Average Power Ratio (PAPR)"

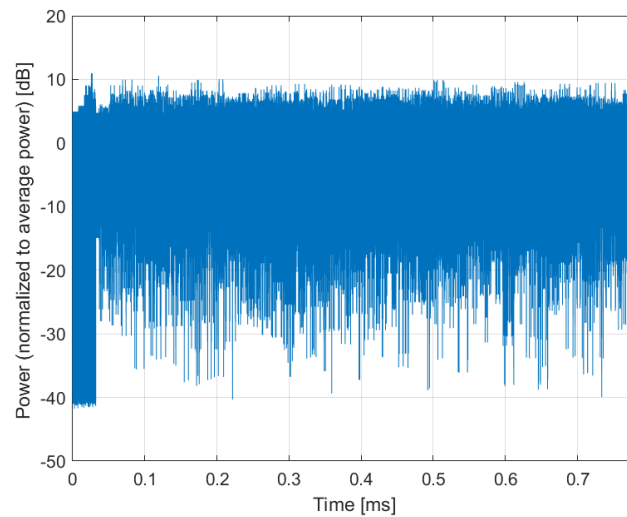
² Modulation Interference Factor (MIF) value valid only in conjunction with advanced probe response linearization calibration for the same communication system (same UID and version).



Complementary Cumulative Distribution Function (CCDF)



Frequency Domain



Time Domain

**Calibration Laboratory of
Schmid & Partner
Engineering AG**
Zeughausstrasse 43, 8004 Zurich, Switzerland

Name: **IEEE 802.11ax (160MHz, MCS1, 99pc duty cycle)**

Group: WLAN
UID: 10756-AAC

PAR: ¹ **8.77 dB**
MIF: ² **-17.43 dB**

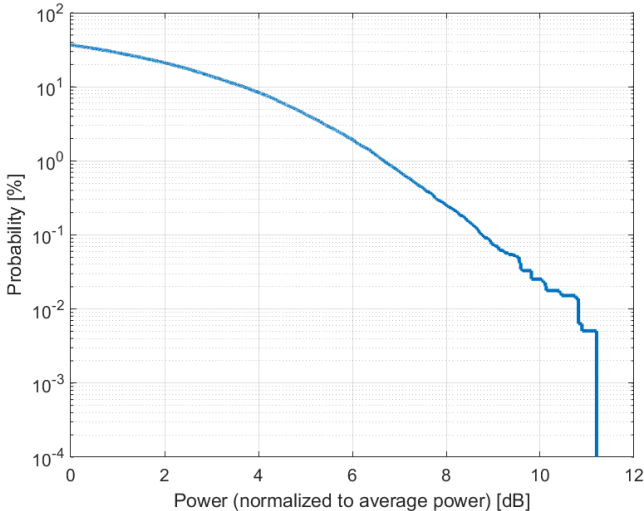
Standard Reference: SPEAG
Category: Random amplitude modulation
Modulation: QPSK
Frequency Band: WLAN 2.4GHz (2412.0 - 2484.0 MHz)
WLAN 5GHz (4915.0 - 5825.0 MHz)
U-NII-1, U-NII-2A (5170 - 5330 MHz)
U-NII-2C Standalone (5490 - 5710 MHz)
U-NII-2C <5.65 GHz (5490 - 5650 MHz)
U-NII-3 Standalone (5735 - 5835 MHz)
U-NII-2C, U-NII-3 (5650 - 5835 MHz)
U-NII-5 (5925 - 6425 MHz)
U-NII-6 (6425 - 6525 MHz)
U-NII-7 (6525 - 6875 MHz)
U-NII-8 (6875 - 7125 MHz)
U-NII-4 (5.825 - 5.925 MHz)
Validation band (0.0 - 6000.0 MHz)

Detailed Specification: Bandwidth: 160MHz
Duty Cycle: 99%
Number of spatial stream: 1

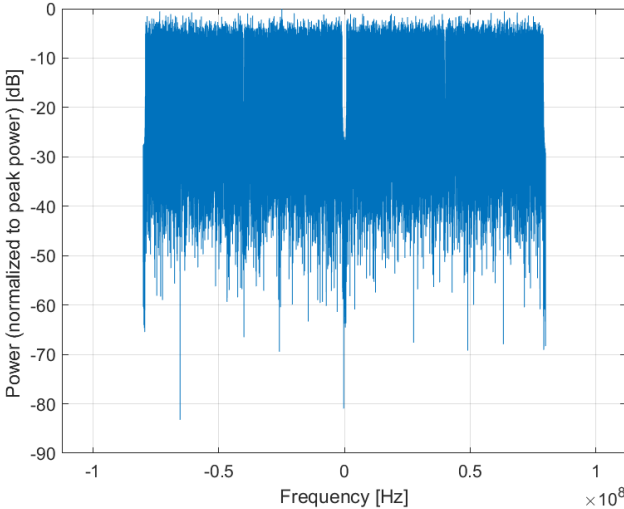
Bandwidth: 160.0 MHz
Integration Time: 0.5 ms

¹ PAR (0.1%) in accordance with FCC KDB 971168, Section 6.0 "Measurement of the Peak-to-Average Power Ratio (PAPR)"

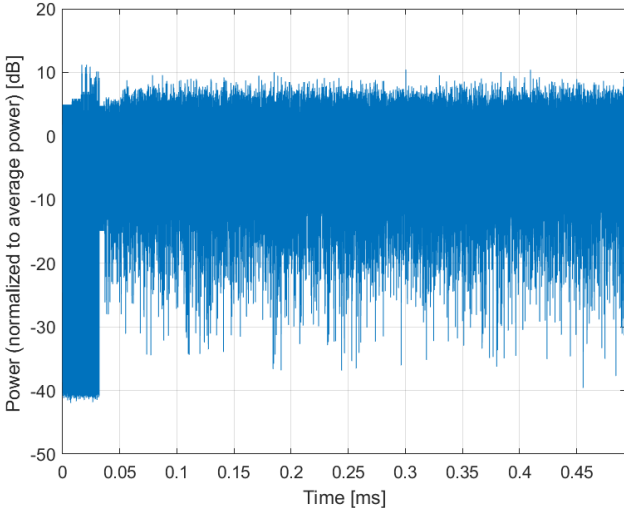
² Modulation Interference Factor (MIF) value valid only in conjunction with advanced probe response linearization calibration for the same communication system (same UID and version).



Complementary Cumulative Distribution Function (CCDF)



Frequency Domain



Time Domain

**Calibration Laboratory of
Schmid & Partner
Engineering AG**
Zeughausstrasse 43, 8004 Zurich, Switzerland

Name: **IEEE 802.11ax (160MHz, MCS2, 99pc duty cycle)**

Group: WLAN
UID: 10757-AAC

PAR: ¹ **8.77 dB**
MIF: ² **-17.92 dB**

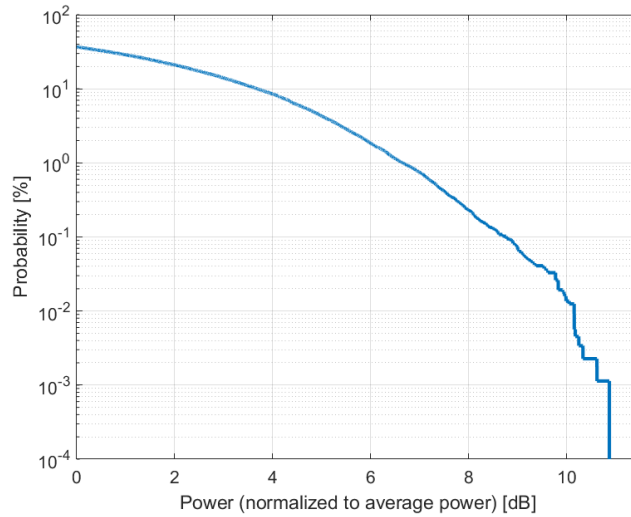
Standard Reference: SPEAG
Category: Random amplitude modulation
Modulation: QPSK
Frequency Band: WLAN 2.4GHz (2412.0 - 2484.0 MHz)
WLAN 5GHz (4915.0 - 5825.0 MHz)
U-NII-1, U-NII-2A (5170 - 5330 MHz)
U-NII-2C Standalone (5490 - 5710 MHz)
U-NII-2C <5.65 GHz (5490 - 5650 MHz)
U-NII-3 Standalone (5735 - 5835 MHz)
U-NII-2C, U-NII-3 (5650 - 5835 MHz)
U-NII-5 (5925 - 6425 MHz)
U-NII-6 (6425 - 6525 MHz)
U-NII-7 (6525 - 6875 MHz)
U-NII-8 (6875 - 7125 MHz)
U-NII-4 (5.825 - 5.925 MHz)
Validation band (0.0 - 6000.0 MHz)

Detailed Specification: Bandwidth: 160MHz
Duty Cycle: 99%
Number of spatial stream: 1

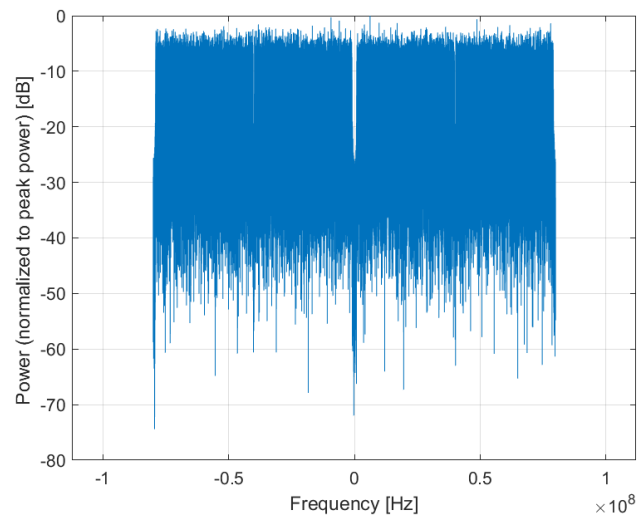
Bandwidth: 160.0 MHz
Integration Time: 0.6 ms

¹ PAR (0.1%) in accordance with FCC KDB 971168, Section 6.0 "Measurement of the Peak-to-Average Power Ratio (PAPR)"

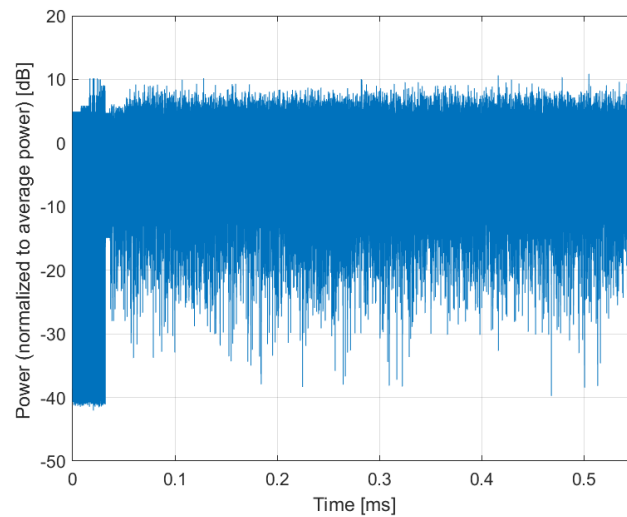
² Modulation Interference Factor (MIF) value valid only in conjunction with advanced probe response linearization calibration for the same communication system (same UID and version).



Complementary Cumulative Distribution Function (CCDF)



Frequency Domain



Time Domain

**Calibration Laboratory of
Schmid & Partner
Engineering AG**
Zeughausstrasse 43, 8004 Zurich, Switzerland

Name: **IEEE 802.11ax (160MHz, MCS3, 99pc duty cycle)**

Group: WLAN
UID: 10758-AAC

PAR: ¹ **8.69 dB**
MIF: ² **-17.45 dB**

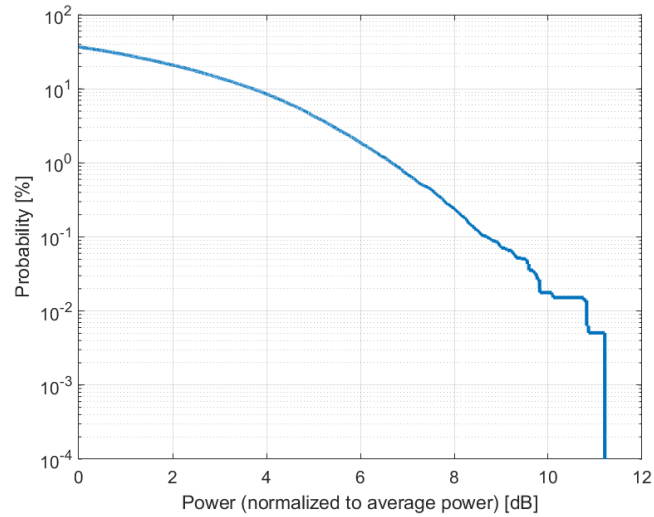
Standard Reference: SPEAG
Category: Random amplitude modulation
Modulation: 16-QAM
Frequency Band: WLAN 2.4GHz (2412.0 - 2484.0 MHz)
WLAN 5GHz (4915.0 - 5825.0 MHz)
U-NII-1, U-NII-2A (5170 - 5330 MHz)
U-NII-2C Standalone (5490 - 5710 MHz)
U-NII-2C <5.65 GHz (5490 - 5650 MHz)
U-NII-3 Standalone (5735 - 5835 MHz)
U-NII-2C, U-NII-3 (5650 - 5835 MHz)
U-NII-5 (5925 - 6425 MHz)
U-NII-6 (6425 - 6525 MHz)
U-NII-7 (6525 - 6875 MHz)
U-NII-8 (6875 - 7125 MHz)
U-NII-4 (5.825 - 5.925 MHz)
Validation band (0.0 - 6000.0 MHz)

Detailed Specification: Bandwidth: 160MHz
Duty Cycle: 99%
Number of spatial stream: 1

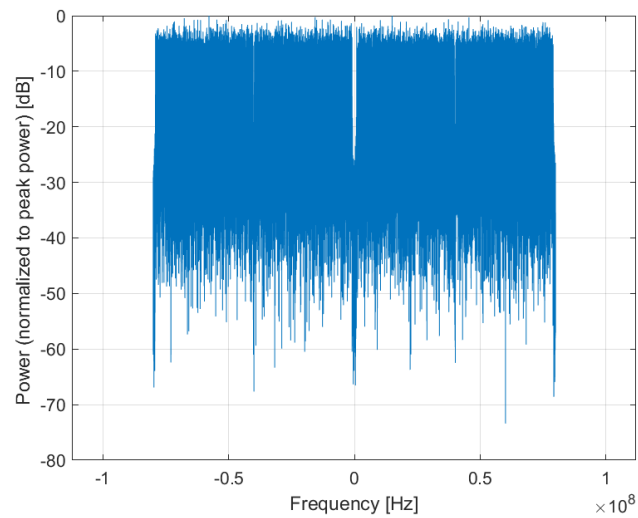
Bandwidth: 160.0 MHz
Integration Time: 0.5 ms

¹ PAR (0.1%) in accordance with FCC KDB 971168, Section 6.0 "Measurement of the Peak-to-Average Power Ratio (PAPR)"

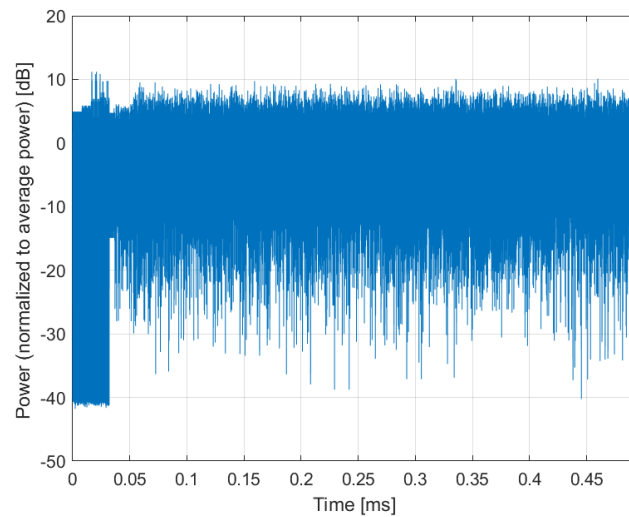
² Modulation Interference Factor (MIF) value valid only in conjunction with advanced probe response linearization calibration for the same communication system (same UID and version).



Complementary Cumulative Distribution Function (CCDF)



Frequency Domain



Time Domain

**Calibration Laboratory of
Schmid & Partner
Engineering AG**
Zeughausstrasse 43, 8004 Zurich, Switzerland

Name: **IEEE 802.11ax (160MHz, MCS4, 99pc duty cycle)**

Group: WLAN
UID: 10759-AAC

PAR: ¹ **8.58 dB**
MIF: ² **-18.04 dB**

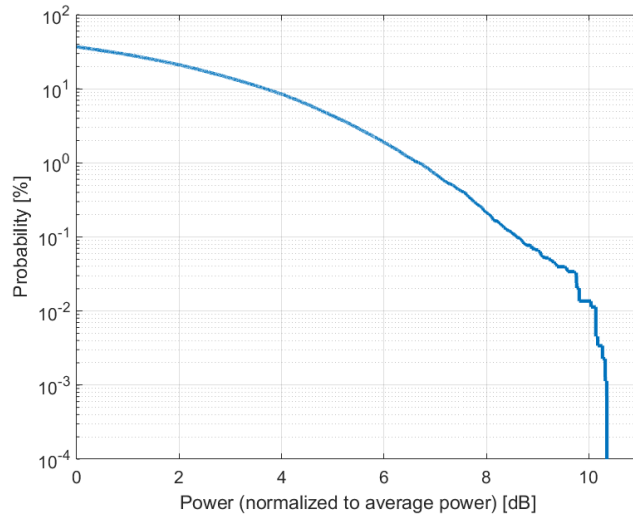
Standard Reference: SPEAG
Category: Random amplitude modulation
Modulation: 16-QAM
Frequency Band: WLAN 2.4GHz (2412.0 - 2484.0 MHz)
WLAN 5GHz (4915.0 - 5825.0 MHz)
U-NII-1, U-NII-2A (5170 - 5330 MHz)
U-NII-2C Standalone (5490 - 5710 MHz)
U-NII-2C <5.65 GHz (5490 - 5650 MHz)
U-NII-3 Standalone (5735 - 5835 MHz)
U-NII-2C, U-NII-3 (5650 - 5835 MHz)
U-NII-5 (5925 - 6425 MHz)
U-NII-6 (6425 - 6525 MHz)
U-NII-7 (6525 - 6875 MHz)
U-NII-8 (6875 - 7125 MHz)
U-NII-4 (5.825 - 5.925 MHz)
Validation band (0.0 - 6000.0 MHz)

Detailed Specification: Bandwidth: 160MHz
Duty Cycle: 99%
Number of spatial stream: 1

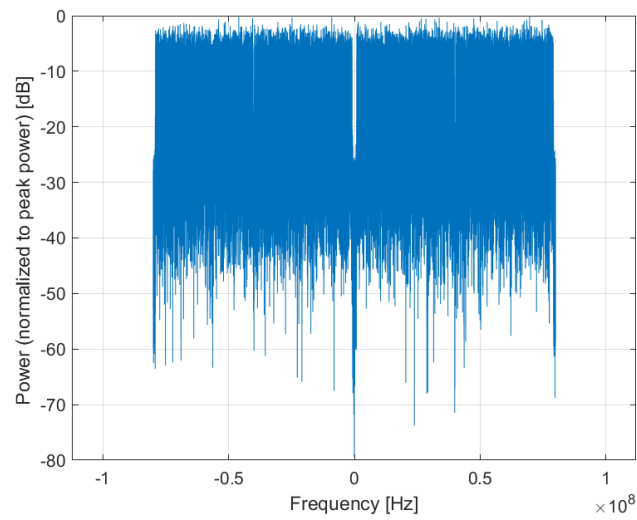
Bandwidth: 160.0 MHz
Integration Time: 0.6 ms

¹ PAR (0.1%) in accordance with FCC KDB 971168, Section 6.0 "Measurement of the Peak-to-Average Power Ratio (PAPR)"

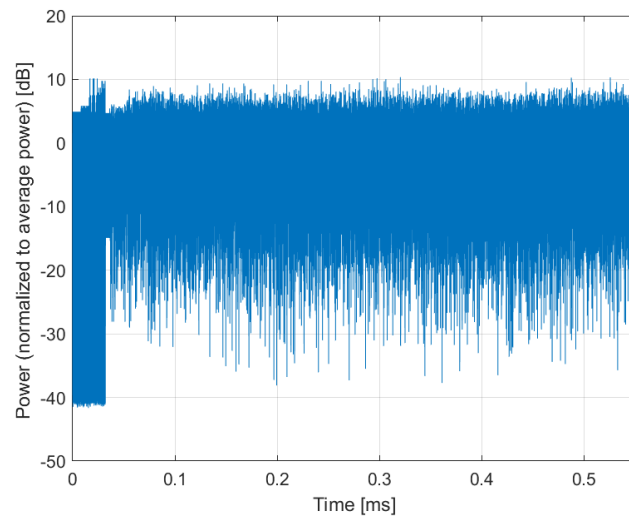
² Modulation Interference Factor (MIF) value valid only in conjunction with advanced probe response linearization calibration for the same communication system (same UID and version).



Complementary Cumulative Distribution Function (CCDF)



Frequency Domain



Time Domain

**Calibration Laboratory of
Schmid & Partner
Engineering AG**
Zeughausstrasse 43, 8004 Zurich, Switzerland

Name: **IEEE 802.11ax (160MHz, MCS5, 99pc duty cycle)**

Group: WLAN
UID: 10760-AAC

PAR: ¹ **8.49 dB**
MIF: ² **-17.18 dB**

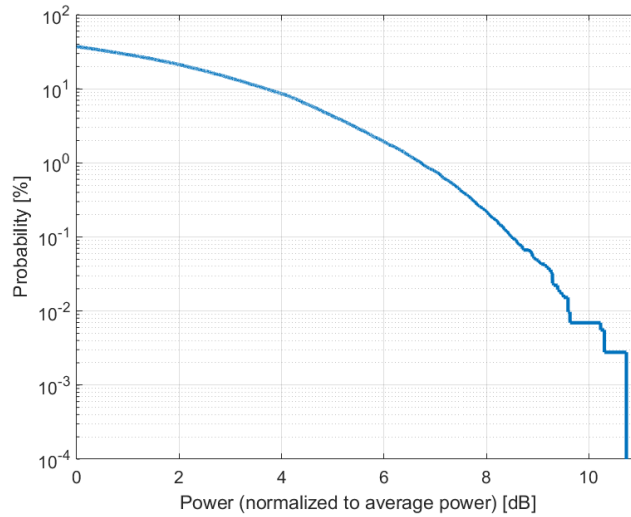
Standard Reference: SPEAG
Category: Random amplitude modulation
Modulation: 64-QAM
Frequency Band: WLAN 2.4GHz (2412.0 - 2484.0 MHz)
WLAN 5GHz (4915.0 - 5825.0 MHz)
U-NII-1, U-NII-2A (5170 - 5330 MHz)
U-NII-2C Standalone (5490 - 5710 MHz)
U-NII-2C <5.65 GHz (5490 - 5650 MHz)
U-NII-3 Standalone (5735 - 5835 MHz)
U-NII-2C, U-NII-3 (5650 - 5835 MHz)
U-NII-5 (5925 - 6425 MHz)
U-NII-6 (6425 - 6525 MHz)
U-NII-7 (6525 - 6875 MHz)
U-NII-8 (6875 - 7125 MHz)
U-NII-4 (5.825 - 5.925 MHz)
Validation band (0.0 - 6000.0 MHz)

Detailed Specification: Bandwidth: 160MHz
Duty Cycle: 99%
Number of spatial stream: 1

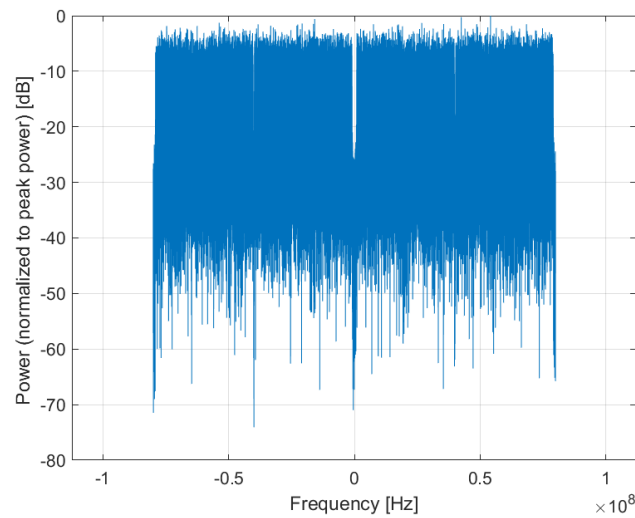
Bandwidth: 160.0 MHz
Integration Time: 0.5 ms

¹ PAR (0.1%) in accordance with FCC KDB 971168, Section 6.0 "Measurement of the Peak-to-Average Power Ratio (PAPR)"

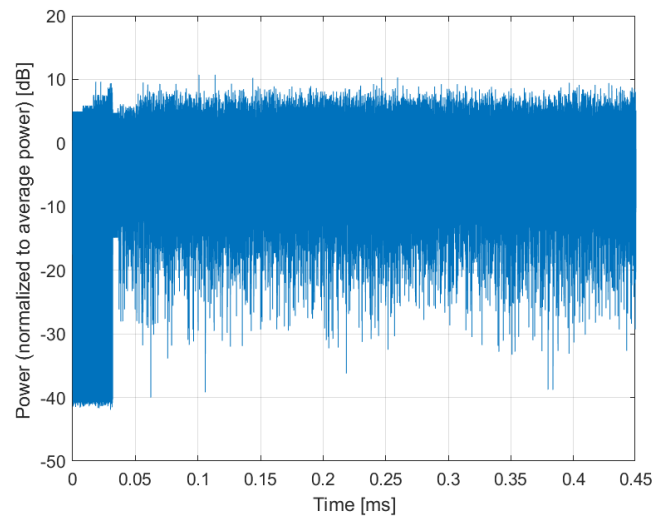
² Modulation Interference Factor (MIF) value valid only in conjunction with advanced probe response linearization calibration for the same communication system (same UID and version).



Complementary Cumulative Distribution Function (CCDF)



Frequency Domain



Time Domain

**Calibration Laboratory of
Schmid & Partner
Engineering AG**
Zeughausstrasse 43, 8004 Zurich, Switzerland

Name: **IEEE 802.11ax (160MHz, MCS6, 99pc duty cycle)**

Group: WLAN
UID: 10761-AAC

PAR: ¹ **8.58 dB**
MIF: ² **-17.80 dB**

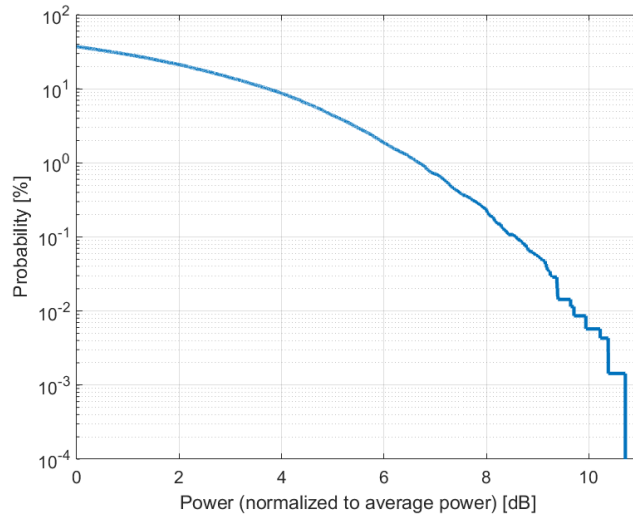
Standard Reference: SPEAG
Category: Random amplitude modulation
Modulation: 64-QAM
Frequency Band: WLAN 2.4GHz (2412.0 - 2484.0 MHz)
WLAN 5GHz (4915.0 - 5825.0 MHz)
U-NII-1, U-NII-2A (5170 - 5330 MHz)
U-NII-2C Standalone (5490 - 5710 MHz)
U-NII-2C <5.65 GHz (5490 - 5650 MHz)
U-NII-3 Standalone (5735 - 5835 MHz)
U-NII-2C, U-NII-3 (5650 - 5835 MHz)
U-NII-5 (5925 - 6425 MHz)
U-NII-6 (6425 - 6525 MHz)
U-NII-7 (6525 - 6875 MHz)
U-NII-8 (6875 - 7125 MHz)
U-NII-4 (5.825 - 5.925 MHz)
Validation band (0.0 - 6000.0 MHz)

Detailed Specification: Bandwidth: 160MHz
Duty Cycle: 99%
Number of spatial stream: 1

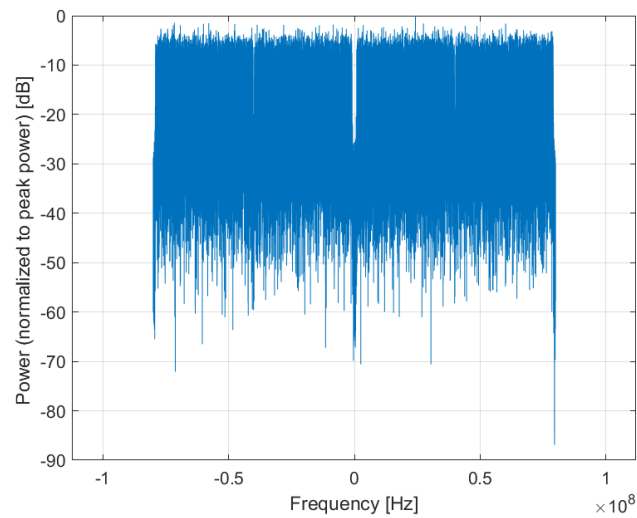
Bandwidth: 160.0 MHz
Integration Time: 0.4 ms

¹ PAR (0.1%) in accordance with FCC KDB 971168, Section 6.0 "Measurement of the Peak-to-Average Power Ratio (PAPR)"

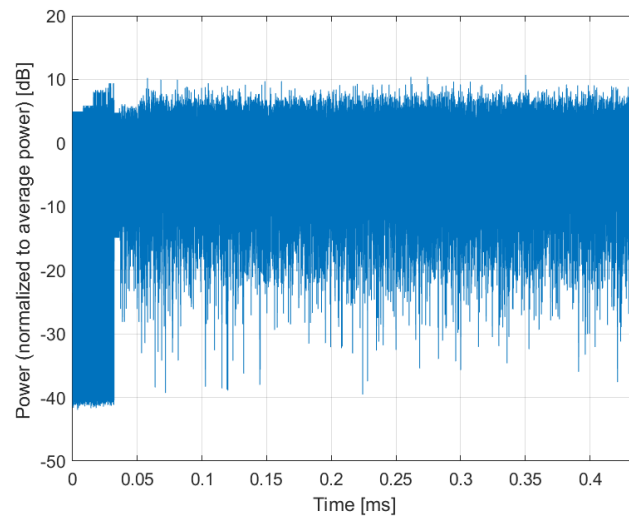
² Modulation Interference Factor (MIF) value valid only in conjunction with advanced probe response linearization calibration for the same communication system (same UID and version).



Complementary Cumulative Distribution Function (CCDF)



Frequency Domain



Time Domain

**Calibration Laboratory of
Schmid & Partner
Engineering AG**
Zeughausstrasse 43, 8004 Zurich, Switzerland

Name: **IEEE 802.11ax (160MHz, MCS7, 99pc duty cycle)**

Group: WLAN
UID: 10762-AAC

PAR: ¹ **8.49 dB**
MIF: ² **-17.72 dB**

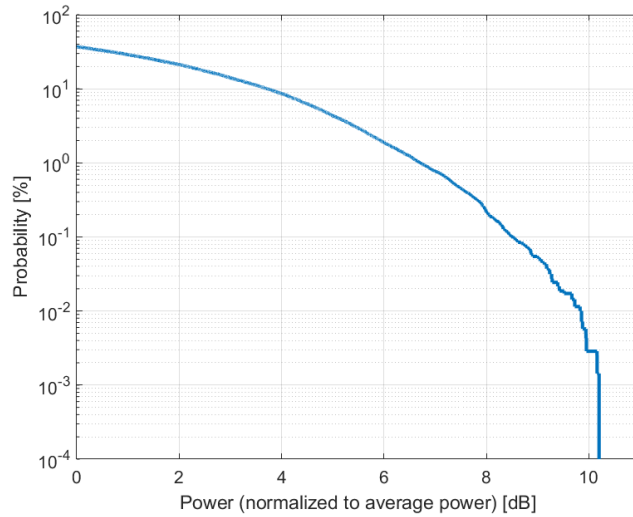
Standard Reference: SPEAG
Category: Random amplitude modulation
Modulation: 64-QAM
Frequency Band: WLAN 2.4GHz (2412.0 - 2484.0 MHz)
WLAN 5GHz (4915.0 - 5825.0 MHz)
U-NII-1, U-NII-2A (5170 - 5330 MHz)
U-NII-2C Standalone (5490 - 5710 MHz)
U-NII-2C <5.65 GHz (5490 - 5650 MHz)
U-NII-3 Standalone (5735 - 5835 MHz)
U-NII-2C, U-NII-3 (5650 - 5835 MHz)
U-NII-5 (5925 - 6425 MHz)
U-NII-6 (6425 - 6525 MHz)
U-NII-7 (6525 - 6875 MHz)
U-NII-8 (6875 - 7125 MHz)
U-NII-4 (5.825 - 5.925 MHz)
Validation band (0.0 - 6000.0 MHz)

Detailed Specification: Bandwidth: 160MHz
Duty Cycle: 99%
Number of spatial stream: 1

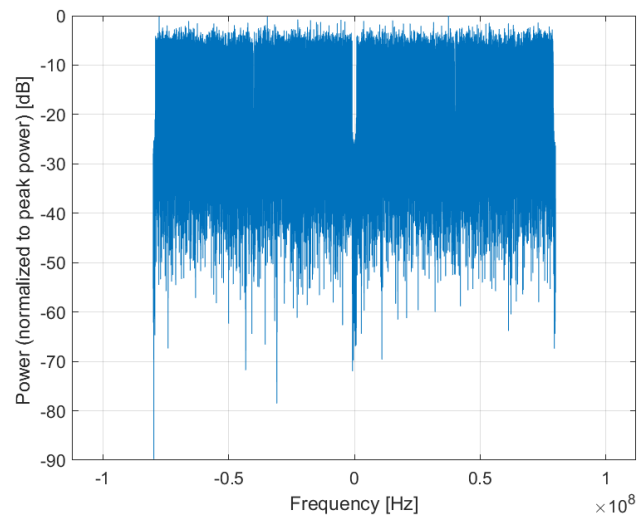
Bandwidth: 160.0 MHz
Integration Time: 0.4 ms

¹ PAR (0.1%) in accordance with FCC KDB 971168, Section 6.0 "Measurement of the Peak-to-Average Power Ratio (PAPR)"

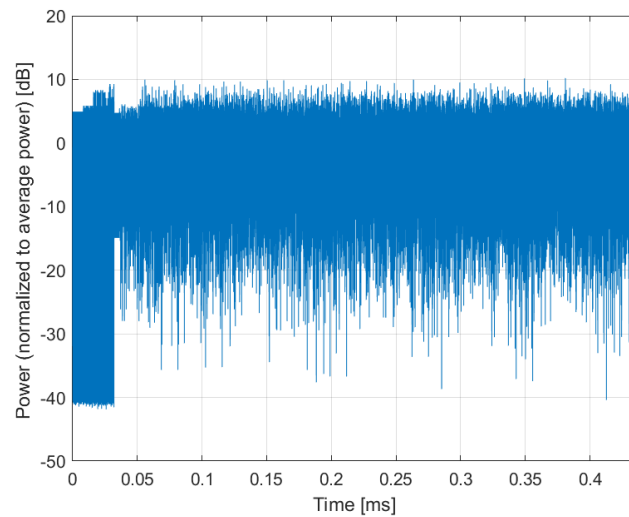
² Modulation Interference Factor (MIF) value valid only in conjunction with advanced probe response linearization calibration for the same communication system (same UID and version).



Complementary Cumulative Distribution Function (CCDF)



Frequency Domain



Time Domain

**Calibration Laboratory of
Schmid & Partner
Engineering AG**
Zeughausstrasse 43, 8004 Zurich, Switzerland

Name: **IEEE 802.11ax (160MHz, MCS8, 99pc duty cycle)**

Group: WLAN
UID: 10763-AAC

PAR: ¹ **8.53 dB**
MIF: ² **-17.00 dB**

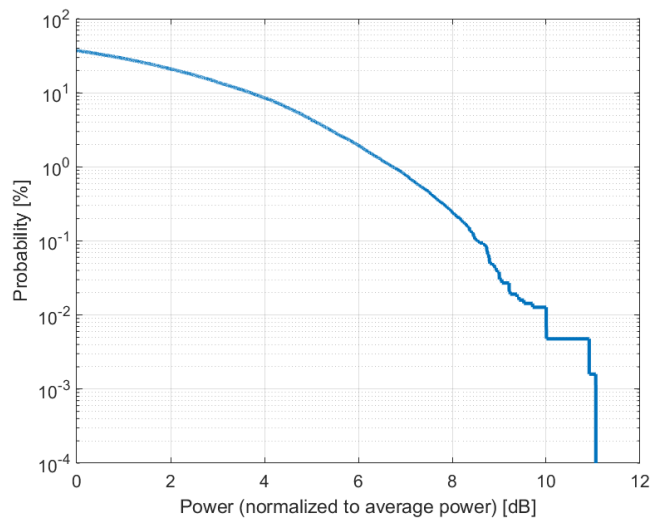
Standard Reference: SPEAG
Category: Random amplitude modulation
Modulation: 256-QAM
Frequency Band: WLAN 2.4GHz (2412.0 - 2484.0 MHz)
WLAN 5GHz (4915.0 - 5825.0 MHz)
U-NII-1, U-NII-2A (5170 - 5330 MHz)
U-NII-2C Standalone (5490 - 5710 MHz)
U-NII-2C <5.65 GHz (5490 - 5650 MHz)
U-NII-3 Standalone (5735 - 5835 MHz)
U-NII-2C, U-NII-3 (5650 - 5835 MHz)
U-NII-5 (5925 - 6425 MHz)
U-NII-6 (6425 - 6525 MHz)
U-NII-7 (6525 - 6875 MHz)
U-NII-8 (6875 - 7125 MHz)
U-NII-4 (5.825 - 5.925 MHz)
Validation band (0.0 - 6000.0 MHz)

Detailed Specification: Bandwidth: 160MHz
Duty Cycle: 99%
Number of spatial stream: 1

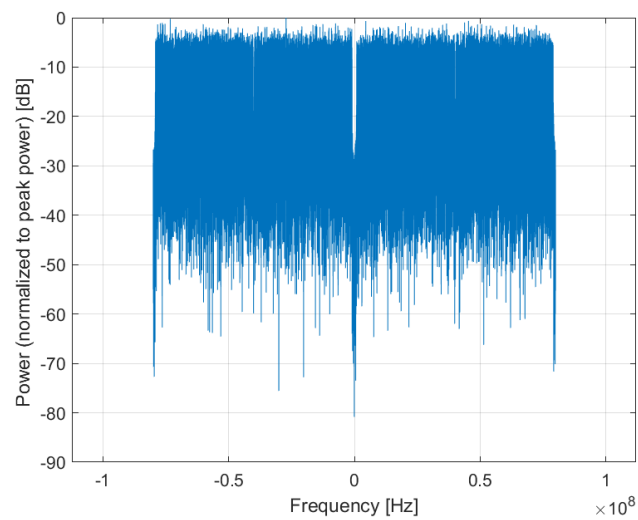
Bandwidth: 160.0 MHz
Integration Time: 0.4 ms

¹ PAR (0.1%) in accordance with FCC KDB 971168, Section 6.0 "Measurement of the Peak-to-Average Power Ratio (PAPR)"

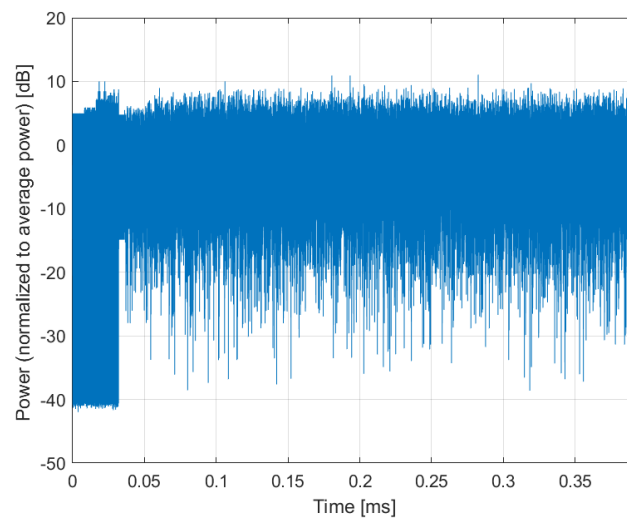
² Modulation Interference Factor (MIF) value valid only in conjunction with advanced probe response linearization calibration for the same communication system (same UID and version).



Complementary Cumulative Distribution Function (CCDF)



Frequency Domain



Time Domain

**Calibration Laboratory of
Schmid & Partner
Engineering AG**
Zeughausstrasse 43, 8004 Zurich, Switzerland

Name: **IEEE 802.11ax (160MHz, MCS9, 99pc duty cycle)**

Group: WLAN
UID: 10764-AAC

PAR: ¹ **8.54 dB**
MIF: ² **-17.43 dB**

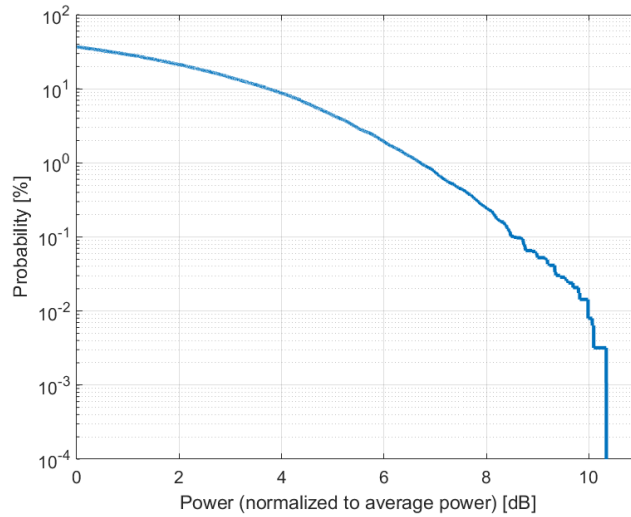
Standard Reference: SPEAG
Category: Random amplitude modulation
Modulation: 256-QAM
Frequency Band: WLAN 2.4GHz (2412.0 - 2484.0 MHz)
WLAN 5GHz (4915.0 - 5825.0 MHz)
U-NII-1, U-NII-2A (5170 - 5330 MHz)
U-NII-2C Standalone (5490 - 5710 MHz)
U-NII-2C <5.65 GHz (5490 - 5650 MHz)
U-NII-3 Standalone (5735 - 5835 MHz)
U-NII-2C, U-NII-3 (5650 - 5835 MHz)
U-NII-5 (5925 - 6425 MHz)
U-NII-6 (6425 - 6525 MHz)
U-NII-7 (6525 - 6875 MHz)
U-NII-8 (6875 - 7125 MHz)
U-NII-4 (5.825 - 5.925 MHz)
Validation band (0.0 - 6000.0 MHz)

Detailed Specification: Bandwidth: 160MHz
Duty Cycle: 99%
Number of spatial stream: 1

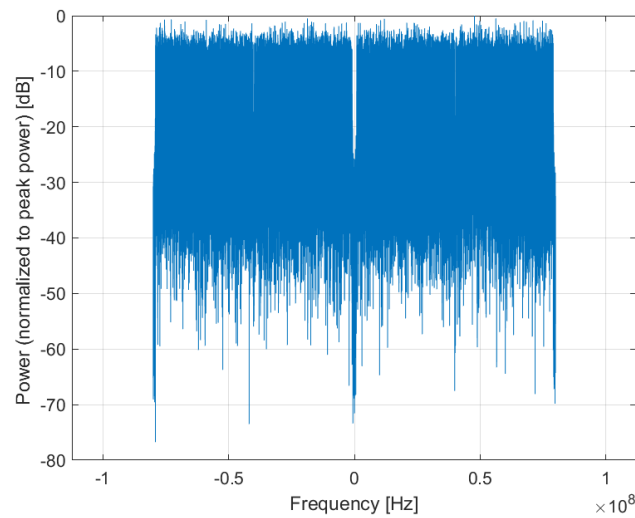
Bandwidth: 160.0 MHz
Integration Time: 0.4 ms

¹ PAR (0.1%) in accordance with FCC KDB 971168, Section 6.0 "Measurement of the Peak-to-Average Power Ratio (PAPR)"

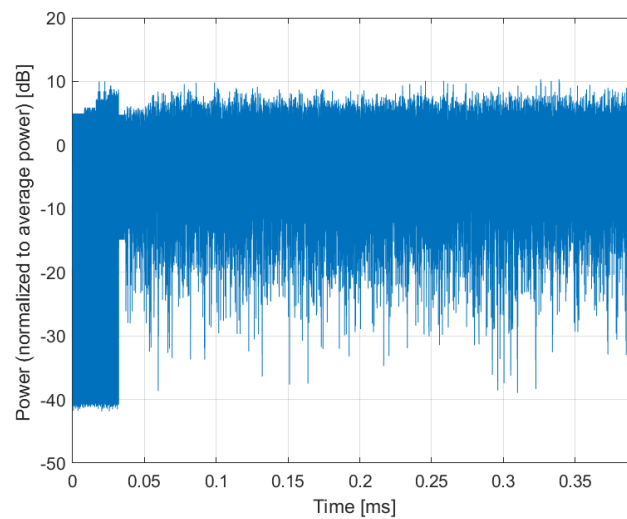
² Modulation Interference Factor (MIF) value valid only in conjunction with advanced probe response linearization calibration for the same communication system (same UID and version).



Complementary Cumulative Distribution Function (CCDF)



Frequency Domain



Time Domain

**Calibration Laboratory of
Schmid & Partner
Engineering AG**
Zeughausstrasse 43, 8004 Zurich, Switzerland

Name: **IEEE 802.11ax (160MHz, MCS10, 99pc duty cycle)**

Group: WLAN
UID: 10765-AAC

PAR: ¹ **8.54 dB**
MIF: ² **-17.11 dB**

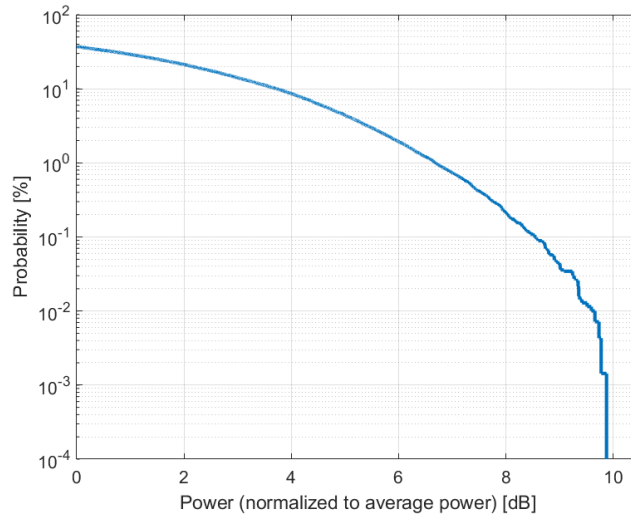
Standard Reference: SPEAG
Category: Random amplitude modulation
Modulation: 1024-QAM
Frequency Band: WLAN 2.4GHz (2412.0 - 2484.0 MHz)
WLAN 5GHz (4915.0 - 5825.0 MHz)
U-NII-1, U-NII-2A (5170 - 5330 MHz)
U-NII-2C Standalone (5490 - 5710 MHz)
U-NII-2C <5.65 GHz (5490 - 5650 MHz)
U-NII-3 Standalone (5735 - 5835 MHz)
U-NII-2C, U-NII-3 (5650 - 5835 MHz)
U-NII-5 (5925 - 6425 MHz)
U-NII-6 (6425 - 6525 MHz)
U-NII-7 (6525 - 6875 MHz)
U-NII-8 (6875 - 7125 MHz)
U-NII-4 (5.825 - 5.925 MHz)
Validation band (0.0 - 6000.0 MHz)

Detailed Specification: Bandwidth: 160MHz
Duty Cycle: 99%
Number of spatial stream: 1

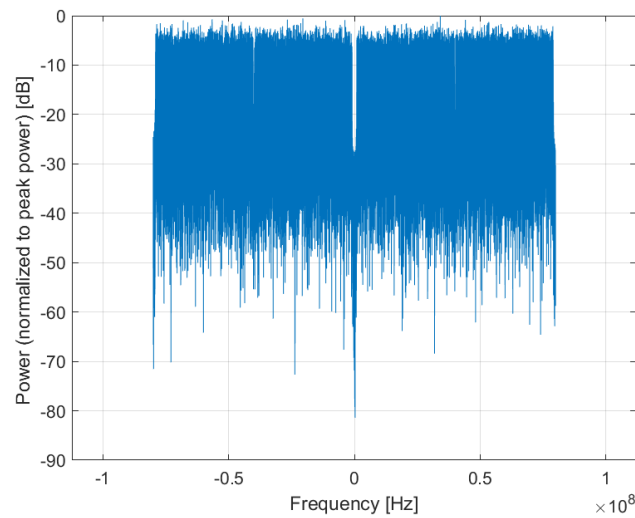
Bandwidth: 160.0 MHz
Integration Time: 0.4 ms

¹ PAR (0.1%) in accordance with FCC KDB 971168, Section 6.0 "Measurement of the Peak-to-Average Power Ratio (PAPR)"

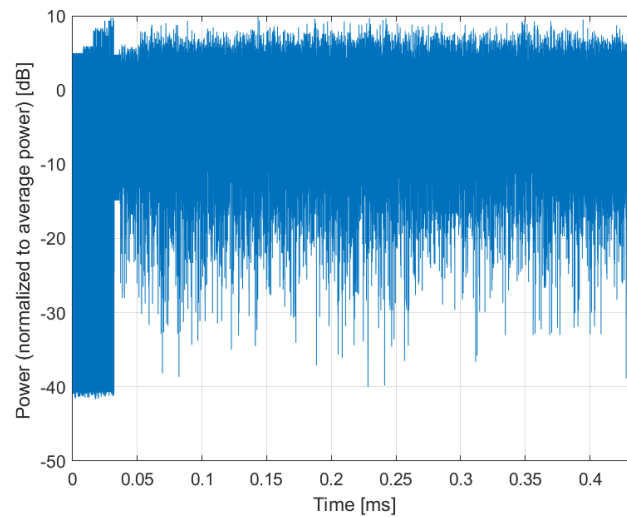
² Modulation Interference Factor (MIF) value valid only in conjunction with advanced probe response linearization calibration for the same communication system (same UID and version).



Complementary Cumulative Distribution Function (CCDF)



Frequency Domain



Time Domain

**Calibration Laboratory of
Schmid & Partner
Engineering AG**
Zeughausstrasse 43, 8004 Zurich, Switzerland

Name: **IEEE 802.11ax (160MHz, MCS11, 99pc duty cycle)**

Group: WLAN
UID: 10766-AAC

PAR: ¹ **8.51 dB**
MIF: ² **-16.98 dB**

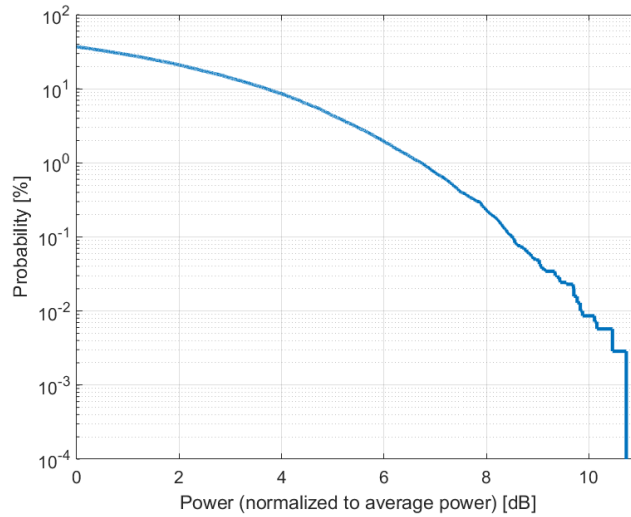
Standard Reference: SPEAG
Category: Random amplitude modulation
Modulation: 1024-QAM
Frequency Band: WLAN 2.4GHz (2412.0 - 2484.0 MHz)
WLAN 5GHz (4915.0 - 5825.0 MHz)
U-NII-1, U-NII-2A (5170 - 5330 MHz)
U-NII-2C Standalone (5490 - 5710 MHz)
U-NII-2C <5.65 GHz (5490 - 5650 MHz)
U-NII-3 Standalone (5735 - 5835 MHz)
U-NII-2C, U-NII-3 (5650 - 5835 MHz)
U-NII-5 (5925 - 6425 MHz)
U-NII-6 (6425 - 6525 MHz)
U-NII-7 (6525 - 6875 MHz)
U-NII-8 (6875 - 7125 MHz)
U-NII-4 (5.825 - 5.925 MHz)
Validation band (0.0 - 6000.0 MHz)

Detailed Specification: Bandwidth: 160MHz
Duty Cycle: 99%
Number of spatial stream: 1

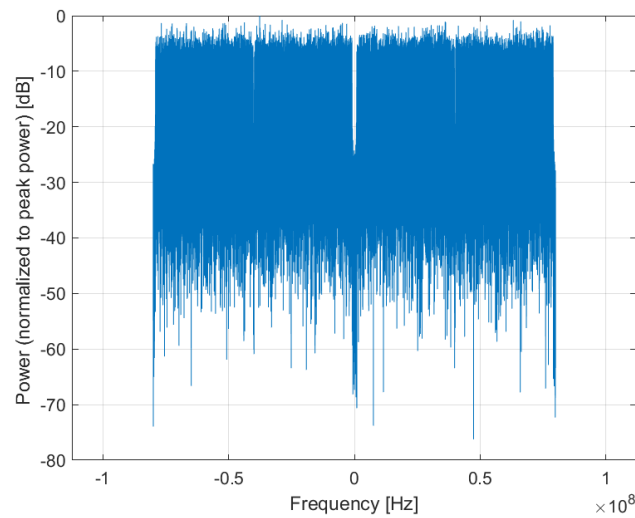
Bandwidth: 160.0 MHz
Integration Time: 0.4 ms

¹ PAR (0.1%) in accordance with FCC KDB 971168, Section 6.0 "Measurement of the Peak-to-Average Power Ratio (PAPR)"

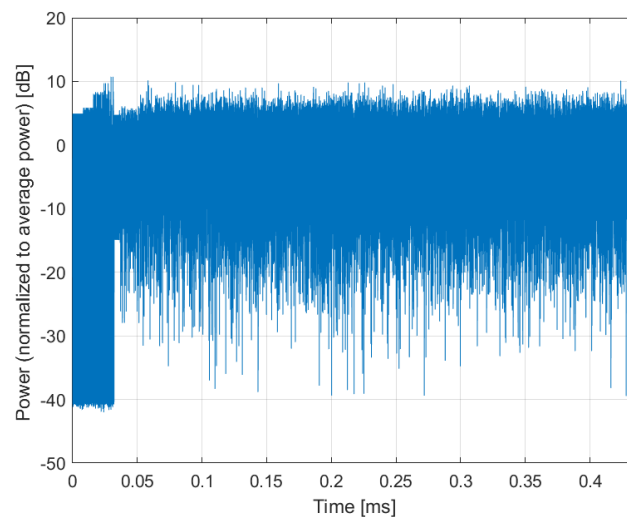
² Modulation Interference Factor (MIF) value valid only in conjunction with advanced probe response linearization calibration for the same communication system (same UID and version).



Complementary Cumulative Distribution Function (CCDF)



Frequency Domain



Time Domain

**Calibration Laboratory of
Schmid & Partner
Engineering AG**
Zeughausstrasse 43, 8004 Zurich, Switzerland

Name: **5G NR (CP-OFDM, 1 RB, 5 MHz, QPSK, 15 kHz)**

Group: 5G NR FR1 TDD
UID: 10767-AAE

PAR: ¹ **7.99 dB**
MIF: ² **-12.18 dB**

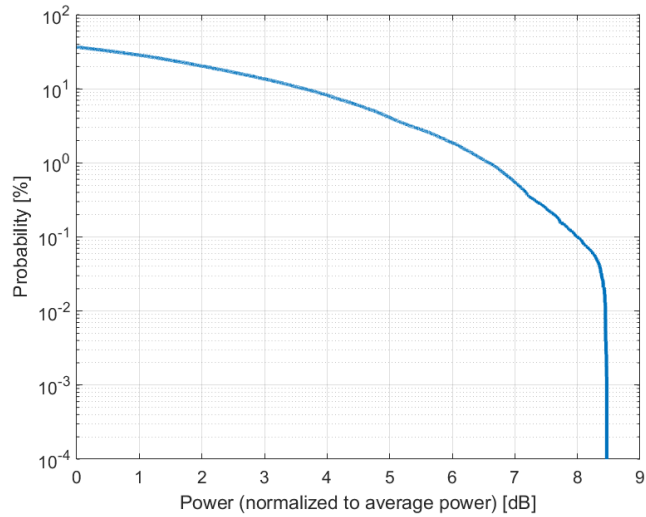
Standard Reference: SPEAG
Category: Random amplitude modulation
Modulation: QPSK
Frequency Band: Band n34 (2010 - 2025 MHz)
Band n38 (2570 - 2620 MHz)
Band n39 (1880 - 1920 MHz)
Band n40 (2300 - 2400 MHz)
Band n48 (3550 - 3700 MHz)
Band n50 (1432 - 1517 MHz)
Band n51 (1427 - 1432 MHz)
Band n53 (2483.5 - 2495 MHz)
Validation band (0.0 - 6000.0 MHz)

Detailed Specification: Multiplexing Scheme: CP-OFDM
Modulation Scheme: QPSK
Subcarrier Spacing: 15 kHz
Number RBs: 1
Slot Format Index: 1
Data Type: PN9

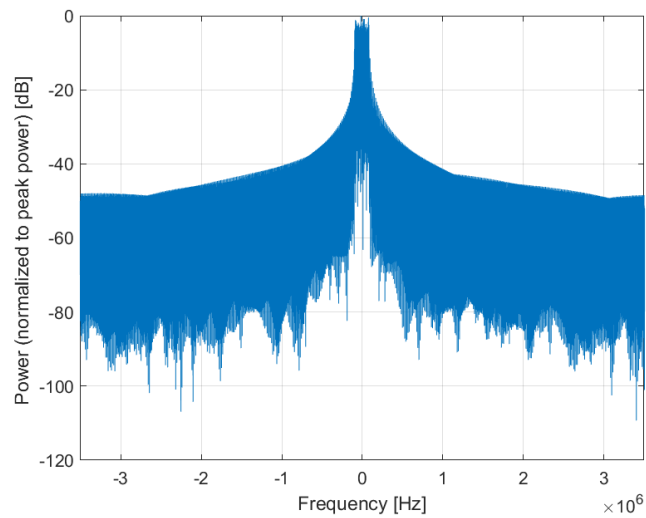
Bandwidth: 5.0 MHz
Integration Time: 10.0 ms

¹ PAR (0.1%) in accordance with FCC KDB 971168, Section 6.0 "Measurement of the Peak-to-Average Power Ratio (PAPR)"

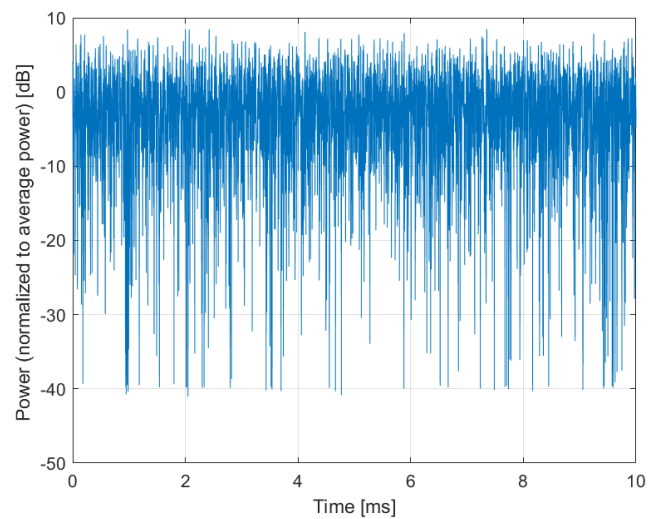
² Modulation Interference Factor (MIF) value valid only in conjunction with advanced probe response linearization calibration for the same communication system (same UID and version).



Complementary Cumulative Distribution Function (CCDF)



Frequency Domain



Time Domain

**Calibration Laboratory of
Schmid & Partner
Engineering AG**
Zeughausstrasse 43, 8004 Zurich, Switzerland

Name: **5G NR (CP-OFDM, 1 RB, 10 MHz, QPSK, 15 kHz)**

Group: 5G NR FR1 TDD
UID: 10768-AAD

PAR: ¹ **8.01 dB**
MIF: ² **-12.26 dB**

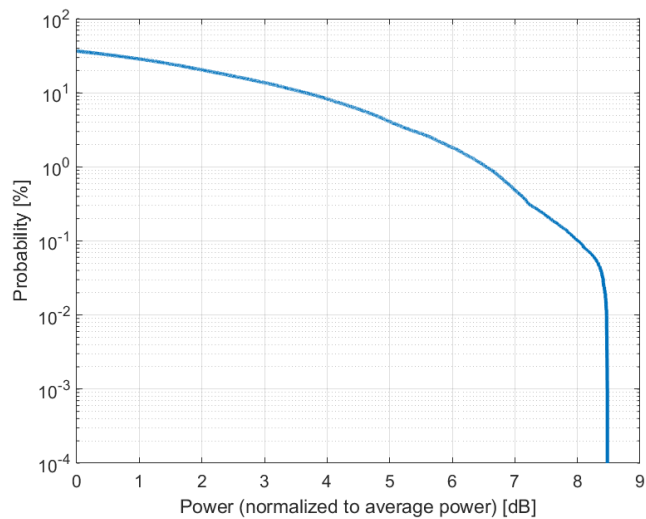
Standard Reference: SPEAG
Category: Random amplitude modulation
Modulation: QPSK
Frequency Band: Band n34 (2010 - 2025 MHz)
Band n38 (2570 - 2620 MHz)
Band n39 (1880 - 1920 MHz)
Band n40 (2300 - 2400 MHz)
Band n41 (2496 - 2690 MHz)
Band n48 (3550 - 3700 MHz)
Band n50 (1432 - 1517 MHz)
Band n77 (3300 - 4200 MHz)
Band n78 (3300 - 3800 MHz)
Band n53 (2483.5 - 2495 MHz)
Band n90 (2496 - 2690 MHz)
Band n47 (5855 - 5925 MHz)
Validation band (0.0 - 6000.0 MHz)

Detailed Specification: Multiplexing Scheme: CP-OFDM
Modulation Scheme: QPSK
Subcarrier Spacing: 15 kHz
Number RBs: 1
Slot Format Index: 1
Data Type: PN9

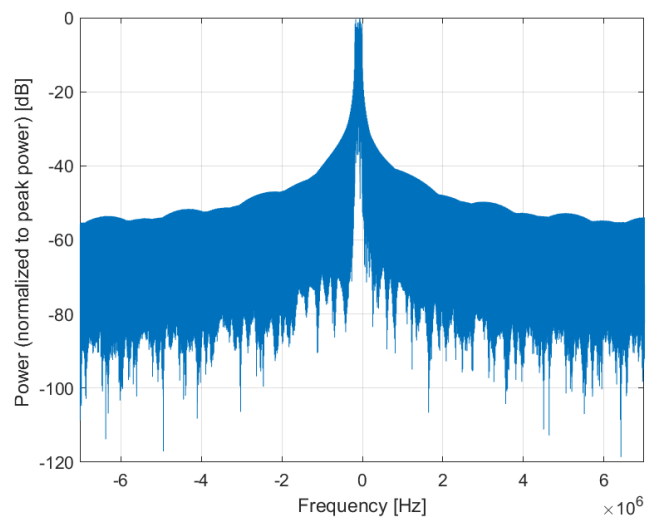
Bandwidth: 10.0 MHz
Integration Time: 10.0 ms

¹ PAR (0.1%) in accordance with FCC KDB 971168, Section 6.0 "Measurement of the Peak-to-Average Power Ratio (PAPR)"

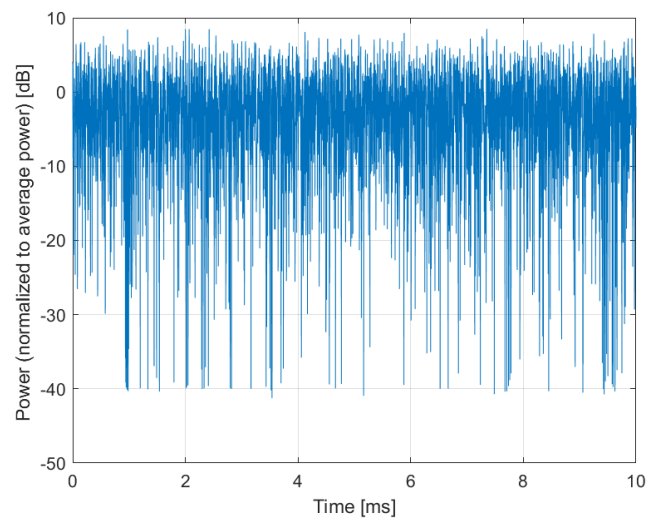
² Modulation Interference Factor (MIF) value valid only in conjunction with advanced probe response linearization calibration for the same communication system (same UID and version).



Complementary Cumulative Distribution Function (CCDF)



Frequency Domain



Time Domain

**Calibration Laboratory of
Schmid & Partner
Engineering AG**
Zeughausstrasse 43, 8004 Zurich, Switzerland

Name: **5G NR (CP-OFDM, 1 RB, 15 MHz, QPSK, 15 kHz)**

Group: 5G NR FR1 TDD
UID: 10769-AAD

PAR: ¹ **8.01 dB**
MIF: ² **-12.08 dB**

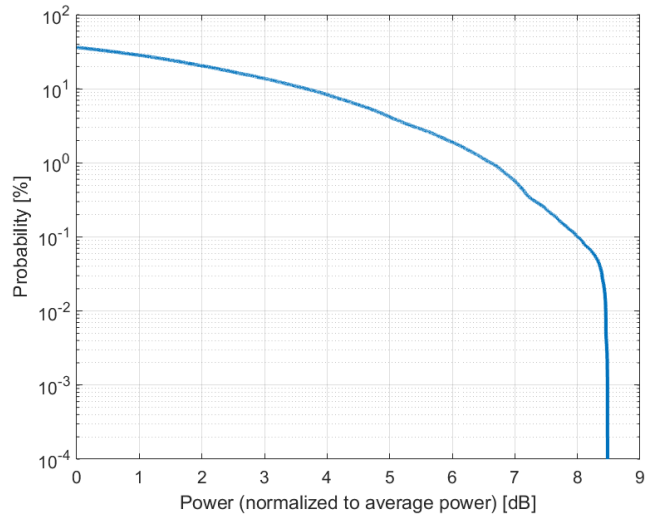
Standard Reference: SPEAG
Category: Random amplitude modulation
Modulation: QPSK
Frequency Band: Band n34 (2010 - 2025 MHz)
Band n38 (2570 - 2620 MHz)
Band n39 (1880 - 1920 MHz)
Band n40 (2300 - 2400 MHz)
Band n41 (2496 - 2690 MHz)
Band n48 (3550 - 3700 MHz)
Band n50 (1432 - 1517 MHz)
Band n77 (3300 - 4200 MHz)
Band n78 (3300 - 3800 MHz)
Band n90 (2496 - 2690 MHz)
Validation band (0.0 - 6000.0 MHz)

Detailed Specification: Multiplexing Scheme: CP-OFDM
Modulation Scheme: QPSK
Subcarrier Spacing: 15 kHz
Number RBs: 1
Slot Format Index: 1
Data Type: PN9

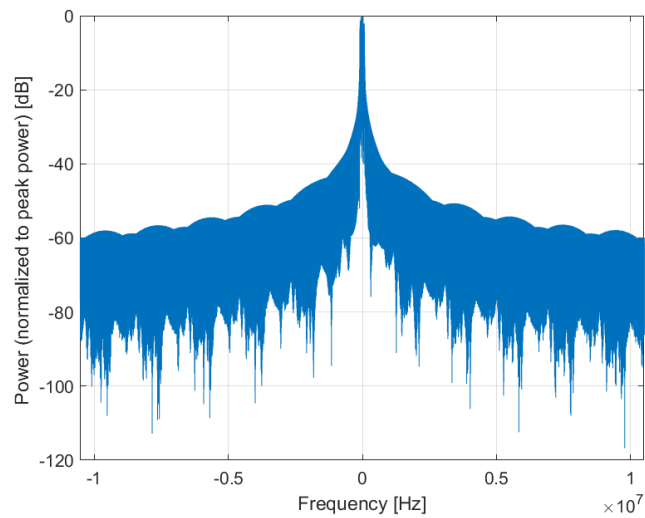
Bandwidth: 15.0 MHz
Integration Time: 10.0 ms

¹ PAR (0.1%) in accordance with FCC KDB 971168, Section 6.0 "Measurement of the Peak-to-Average Power Ratio (PAPR)"

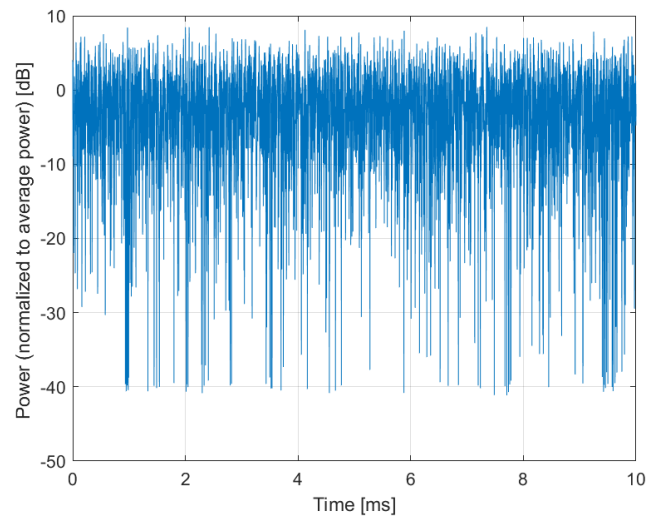
² Modulation Interference Factor (MIF) value valid only in conjunction with advanced probe response linearization calibration for the same communication system (same UID and version).



Complementary Cumulative Distribution Function (CCDF)



Frequency Domain



Time Domain

**Calibration Laboratory of
Schmid & Partner
Engineering AG**
Zeughausstrasse 43, 8004 Zurich, Switzerland

Name: **5G NR (CP-OFDM, 1 RB, 20 MHz, QPSK, 15 kHz)**

Group: 5G NR FR1 TDD
UID: 10770-AAD

PAR: ¹ **8.02 dB**
MIF: ² **-12.20 dB**

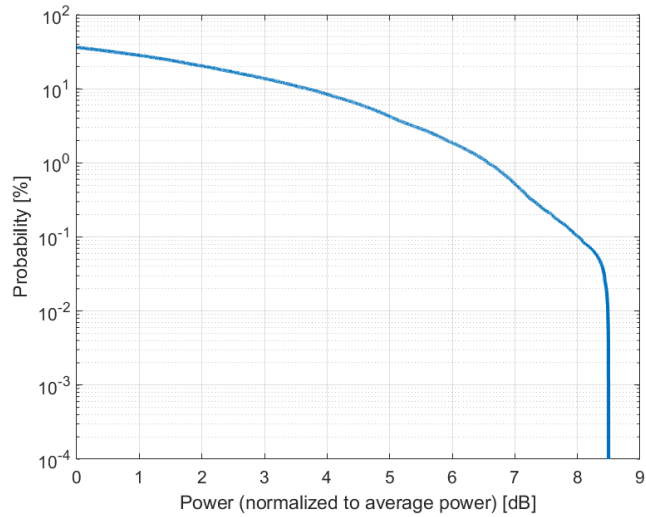
Standard Reference: SPEAG
Category: Random amplitude modulation
Modulation: QPSK
Frequency Band: Band n38 (2570 - 2620 MHz)
Band n39 (1880 - 1920 MHz)
Band n40 (2300 - 2400 MHz)
Band n41 (2496 - 2690 MHz)
Band n48 (3550 - 3700 MHz)
Band n50 (1432 - 1517 MHz)
Band n77 (3300 - 4200 MHz)
Band n78 (3300 - 3800 MHz)
Band n90 (2496 - 2690 MHz)
Band n47 (5855 - 5925 MHz)
Validation band (0.0 - 6000.0 MHz)

Detailed Specification: Multiplexing Scheme: CP-OFDM
Modulation Scheme: QPSK
Subcarrier Spacing: 15 kHz
Number RBs: 1
Slot Format Index: 1
Data Type: PN9

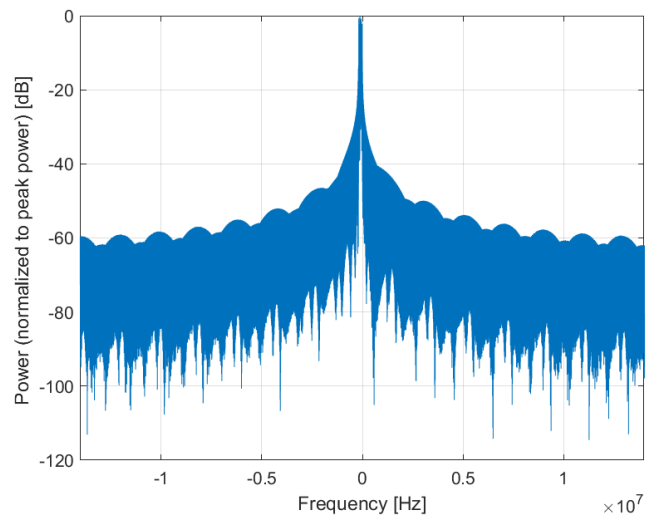
Bandwidth: 20.0 MHz
Integration Time: 10.0 ms

¹ PAR (0.1%) in accordance with FCC KDB 971168, Section 6.0 "Measurement of the Peak-to-Average Power Ratio (PAPR)"

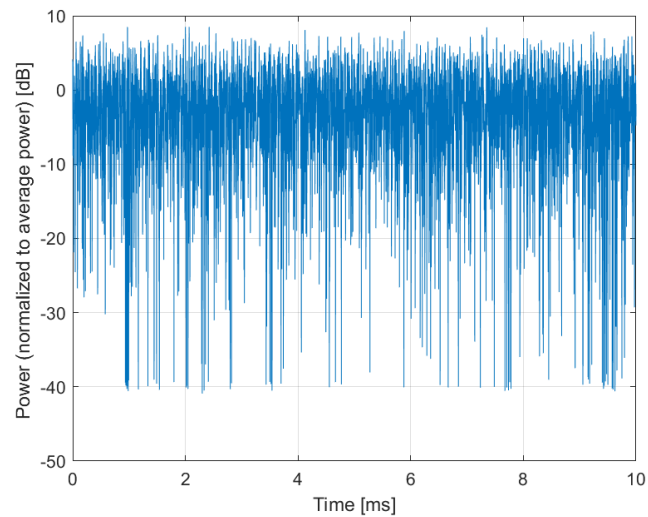
² Modulation Interference Factor (MIF) value valid only in conjunction with advanced probe response linearization calibration for the same communication system (same UID and version).



Complementary Cumulative Distribution Function (CCDF)



Frequency Domain



Time Domain

**Calibration Laboratory of
Schmid & Partner
Engineering AG**
Zeughausstrasse 43, 8004 Zurich, Switzerland

Name: **5G NR (CP-OFDM, 1 RB, 25 MHz, QPSK, 15 kHz)**

Group: 5G NR FR1 TDD
UID: 10771-AAD

PAR: ¹ **8.02 dB**
MIF: ² **-12.22 dB**

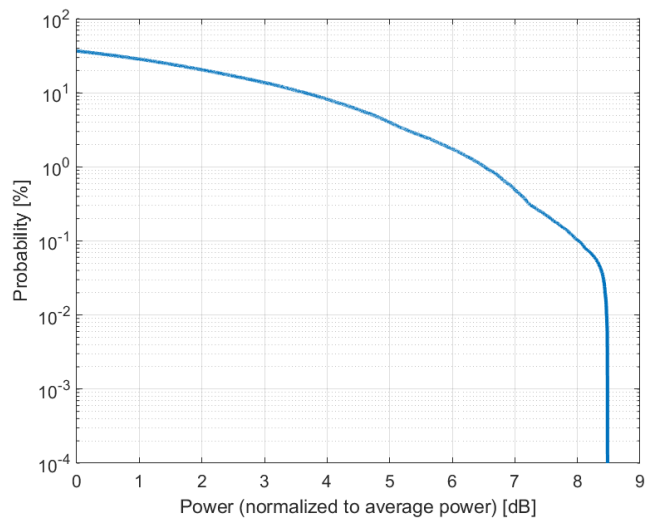
Standard Reference: SPEAG
Category: Random amplitude modulation
Modulation: QPSK
Frequency Band: Band n38 (2570 - 2620 MHz)
Band n39 (1880 - 1920 MHz)
Band n40 (2300 - 2400 MHz)
Band n77 (3300 - 4200 MHz)
Band n78 (3300 - 3800 MHz)
Validation band (0.0 - 6000.0 MHz)

Detailed Specification: Multiplexing Scheme: CP-OFDM
Modulation Scheme: QPSK
Subcarrier Spacing: 15 kHz
Number RBs: 1
Slot Format Index: 1
Data Type: PN9

Bandwidth: 25.0 MHz
Integration Time: 10.0 ms

¹ PAR (0.1%) in accordance with FCC KDB 971168, Section 6.0 "Measurement of the Peak-to-Average Power Ratio (PAPR)"

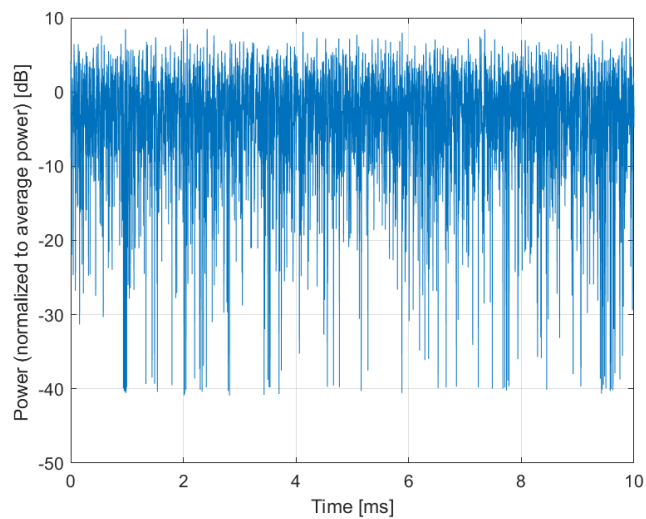
² Modulation Interference Factor (MIF) value valid only in conjunction with advanced probe response linearization calibration for the same communication system (same UID and version).



Complementary Cumulative Distribution Function (CCDF)



Frequency Domain



Time Domain

**Calibration Laboratory of
Schmid & Partner
Engineering AG**
Zeughausstrasse 43, 8004 Zurich, Switzerland

Name: **5G NR (CP-OFDM, 1 RB, 30 MHz, QPSK, 15 kHz)**

Group: 5G NR FR1 TDD
UID: 10772-AAD

PAR: ¹ **8.23 dB**
MIF: ² **-12.20 dB**

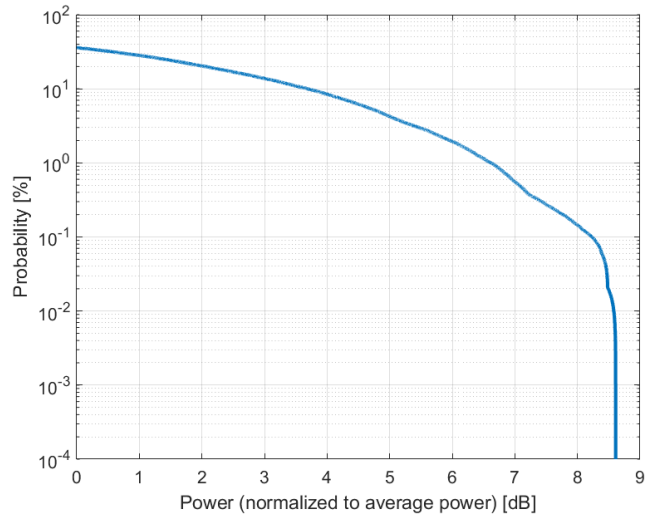
Standard Reference: SPEAG
Category: Random amplitude modulation
Modulation: QPSK
Frequency Band: Band n38 (2570 - 2620 MHz)
Band n39 (1880 - 1920 MHz)
Band n40 (2300 - 2400 MHz)
Band n41 (2496 - 2690 MHz)
Band n50 (1432 - 1517 MHz)
Band n77 (3300 - 4200 MHz)
Band n78 (3300 - 3800 MHz)
Band n90 (2496 - 2690 MHz)
Band n47 (5855 - 5925 MHz)
Validation band (0.0 - 6000.0 MHz)

Detailed Specification: Multiplexing Scheme: CP-OFDM
Modulation Scheme: QPSK
Subcarrier Spacing: 15 kHz
Number RBs: 1
Slot Format Index: 1
Data Type: PN9

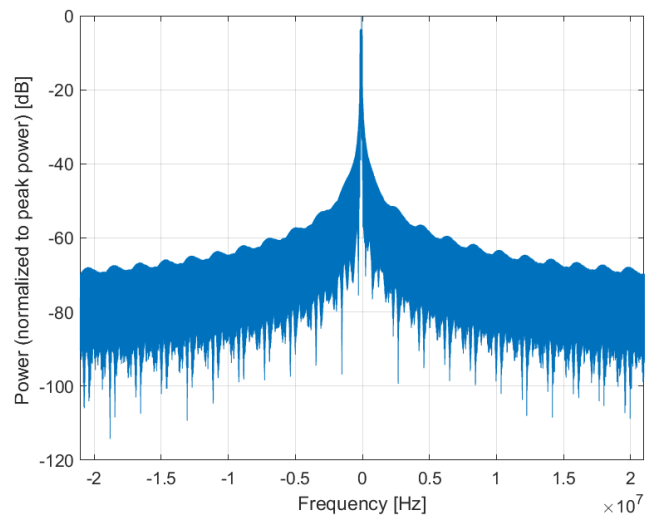
Bandwidth: 30.0 MHz
Integration Time: 10.0 ms

¹ PAR (0.1%) in accordance with FCC KDB 971168, Section 6.0 "Measurement of the Peak-to-Average Power Ratio (PAPR)"

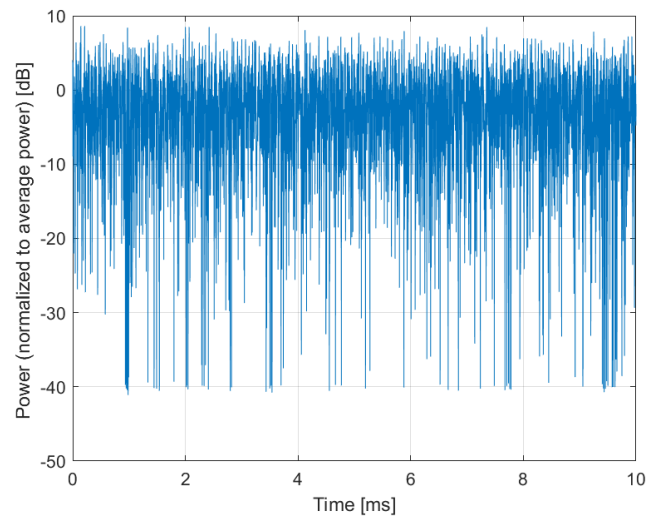
² Modulation Interference Factor (MIF) value valid only in conjunction with advanced probe response linearization calibration for the same communication system (same UID and version).



Complementary Cumulative Distribution Function (CCDF)



Frequency Domain



Time Domain

**Calibration Laboratory of
Schmid & Partner
Engineering AG**
Zeughausstrasse 43, 8004 Zurich, Switzerland

Name: **5G NR (CP-OFDM, 1 RB, 40 MHz, QPSK, 15 kHz)**

Group: 5G NR FR1 TDD
UID: 10773-AAD

PAR: ¹ **8.03 dB**
MIF: ² **-12.13 dB**

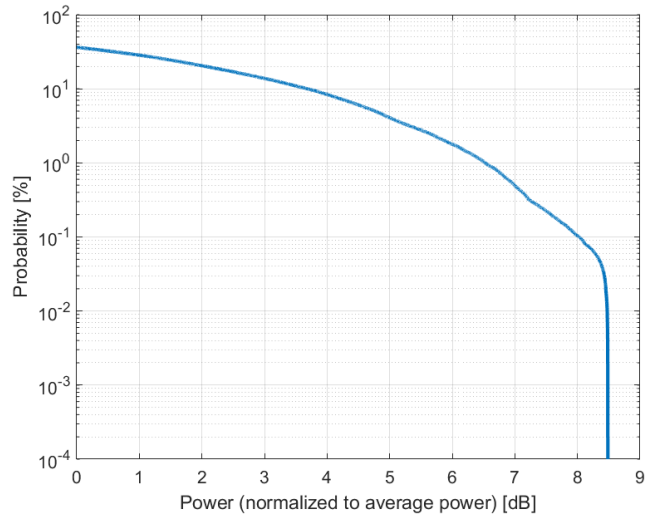
Standard Reference: SPEAG
Category: Random amplitude modulation
Modulation: QPSK
Frequency Band: Band n38 (2570 - 2620 MHz)
Band n39 (1880 - 1920 MHz)
Band n40 (2300 - 2400 MHz)
Band n41 (2496 - 2690 MHz)
Band n48 (3550 - 3700 MHz)
Band n50 (1432 - 1517 MHz)
Band n77 (3300 - 4200 MHz)
Band n78 (3300 - 3800 MHz)
Band n79 (4400 - 5000 MHz)
Band n90 (2496 - 2690 MHz)
Band n47 (5855 - 5925 MHz)
Validation band (0.0 - 6000.0 MHz)

Detailed Specification: Multiplexing Scheme: CP-OFDM
Modulation Scheme: QPSK
Subcarrier Spacing: 15 kHz
Number RBs: 1
Slot Format Index: 1
Data Type: PN9

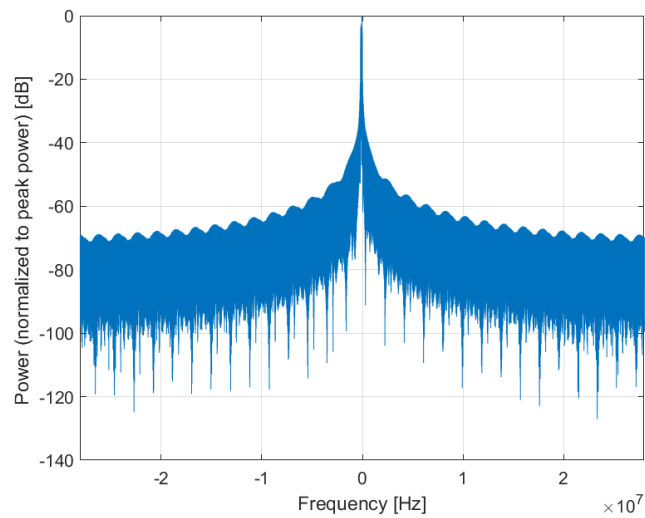
Bandwidth: 40.0 MHz
Integration Time: 10.0 ms

¹ PAR (0.1%) in accordance with FCC KDB 971168, Section 6.0 "Measurement of the Peak-to-Average Power Ratio (PAPR)"

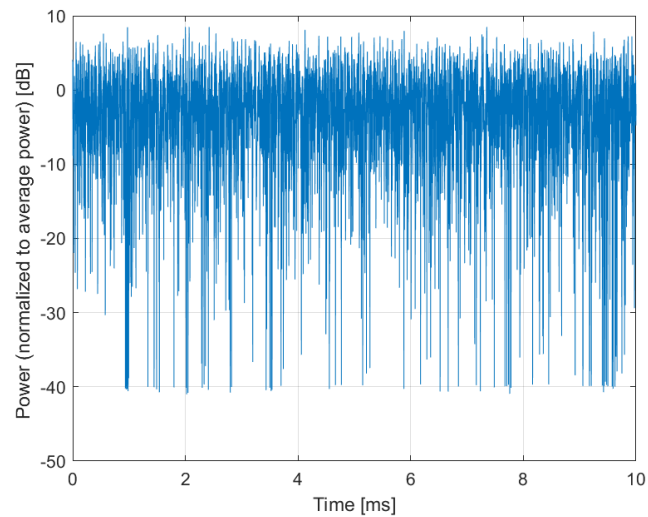
² Modulation Interference Factor (MIF) value valid only in conjunction with advanced probe response linearization calibration for the same communication system (same UID and version).



Complementary Cumulative Distribution Function (CCDF)



Frequency Domain



Time Domain

**Calibration Laboratory of
Schmid & Partner
Engineering AG**
Zeughausstrasse 43, 8004 Zurich, Switzerland

Name: **5G NR (CP-OFDM, 1 RB, 50 MHz, QPSK, 15 kHz)**

Group: 5G NR FR1 TDD
UID: 10774-AAD

PAR: ¹ **8.02 dB**
MIF: ² **-12.25 dB**

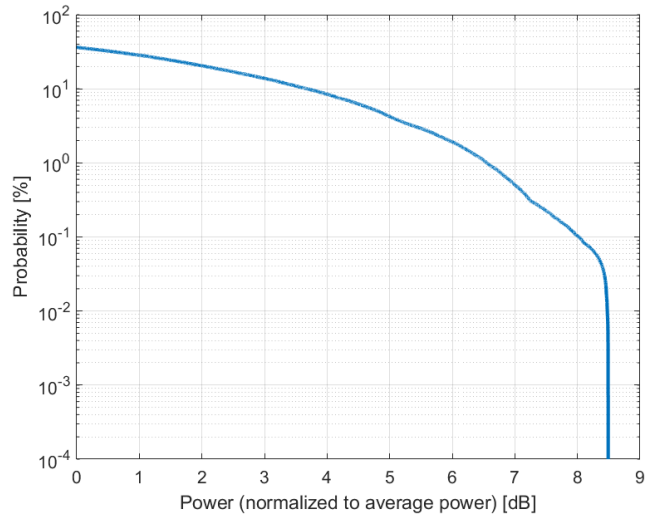
Standard Reference: SPEAG
Category: Random amplitude modulation
Modulation: QPSK
Frequency Band: Band n40 (2300 - 2400 MHz)
Band n41 (2496 - 2690 MHz)
Band n48 (3550 - 3700 MHz)
Band n50 (1432 - 1517 MHz)
Band n77 (3300 - 4200 MHz)
Band n78 (3300 - 3800 MHz)
Band n79 (4400 - 5000 MHz)
Band n90 (2496 - 2690 MHz)
Validation band (0.0 - 6000.0 MHz)

Detailed Specification: Multiplexing Scheme: CP-OFDM
Modulation Scheme: QPSK
Subcarrier Spacing: 15 kHz
Number RBs: 1
Slot Format Index: 1
Data Type: PN9

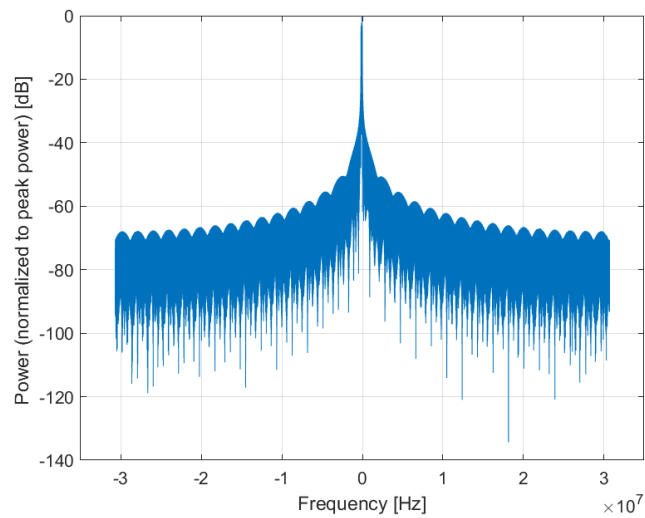
Bandwidth: 50.0 MHz
Integration Time: 10.0 ms

¹ PAR (0.1%) in accordance with FCC KDB 971168, Section 6.0 "Measurement of the Peak-to-Average Power Ratio (PAPR)"

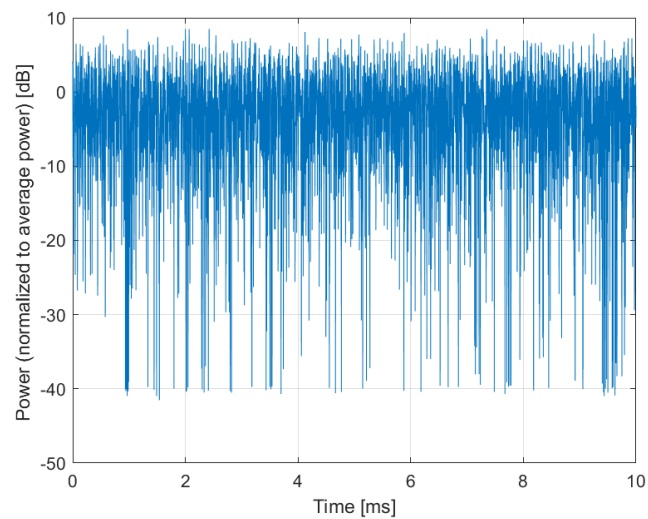
² Modulation Interference Factor (MIF) value valid only in conjunction with advanced probe response linearization calibration for the same communication system (same UID and version).



Complementary Cumulative Distribution Function (CCDF)



Frequency Domain



Time Domain

**Calibration Laboratory of
Schmid & Partner
Engineering AG**
Zeughausstrasse 43, 8004 Zurich, Switzerland

Name: **5G NR (CP-OFDM, 50% RB, 5 MHz, QPSK, 15 kHz)**

Group: 5G NR FR1 TDD
UID: 10775-AAD

PAR: ¹ **8.31 dB**
MIF: ² **-18.51 dB**

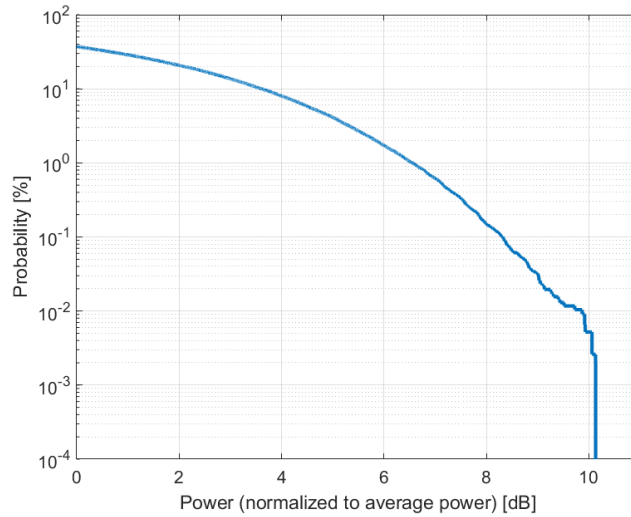
Standard Reference: SPEAG
Category: Random amplitude modulation
Modulation: QPSK
Frequency Band: Band n34 (2010 - 2025 MHz)
Band n38 (2570 - 2620 MHz)
Band n39 (1880 - 1920 MHz)
Band n40 (2300 - 2400 MHz)
Band n48 (3550 - 3700 MHz)
Band n50 (1432 - 1517 MHz)
Band n51 (1427 - 1432 MHz)
Band n53 (2483.5 - 2495 MHz)
Validation band (0.0 - 6000.0 MHz)

Detailed Specification: Multiplexing Scheme: CP-OFDM
Modulation Scheme: QPSK
Subcarrier Spacing: 15 kHz
Number RBs: 13
Slot Format Index: 1
Data Type: PN9

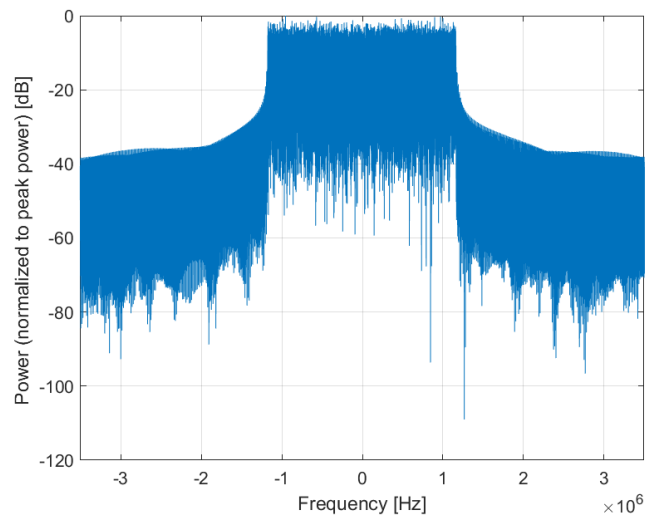
Bandwidth: 5.0 MHz
Integration Time: 10.0 ms

¹ PAR (0.1%) in accordance with FCC KDB 971168, Section 6.0 "Measurement of the Peak-to-Average Power Ratio (PAPR)"

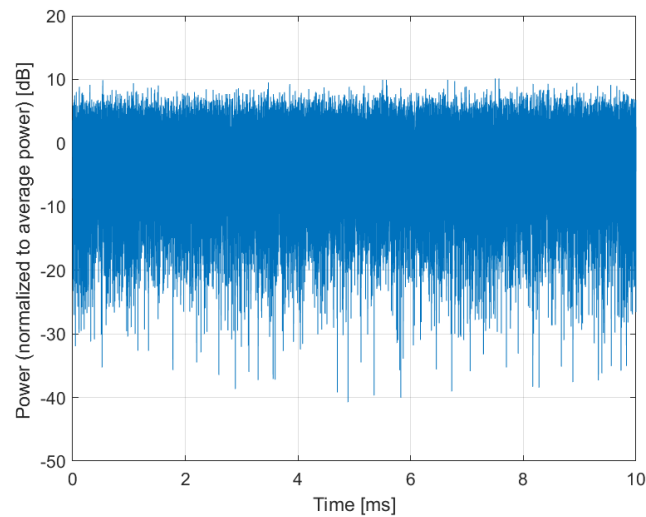
² Modulation Interference Factor (MIF) value valid only in conjunction with advanced probe response linearization calibration for the same communication system (same UID and version).



Complementary Cumulative Distribution Function (CCDF)



Frequency Domain



Time Domain

**Calibration Laboratory of
Schmid & Partner
Engineering AG**
Zeughausstrasse 43, 8004 Zurich, Switzerland

Name: **5G NR (CP-OFDM, 50% RB, 10 MHz, QPSK, 15 kHz)**

Group: 5G NR FR1 TDD
UID: 10776-AAD

PAR: ¹ **8.30 dB**
MIF: ² **-19.01 dB**

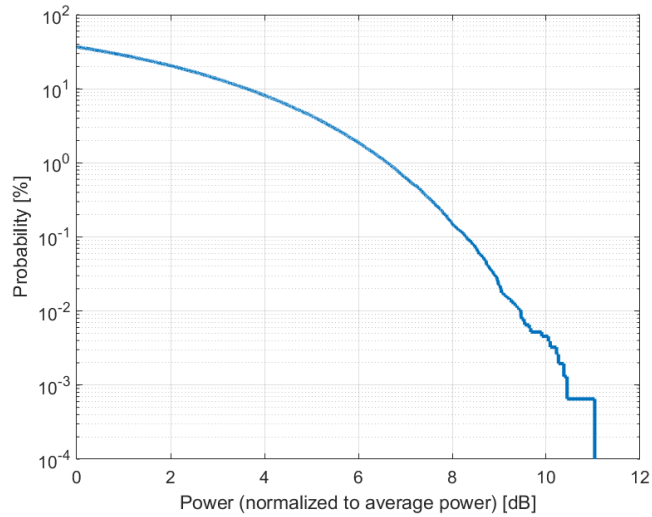
Standard Reference: SPEAG
Category: Random amplitude modulation
Modulation: QPSK
Frequency Band: Band n34 (2010 - 2025 MHz)
Band n38 (2570 - 2620 MHz)
Band n39 (1880 - 1920 MHz)
Band n40 (2300 - 2400 MHz)
Band n41 (2496 - 2690 MHz)
Band n48 (3550 - 3700 MHz)
Band n50 (1432 - 1517 MHz)
Band n77 (3300 - 4200 MHz)
Band n78 (3300 - 3800 MHz)
Band n53 (2483.5 - 2495 MHz)
Band n90 (2496 - 2690 MHz)
Band n47 (5855 - 5925 MHz)
Validation band (0.0 - 6000.0 MHz)

Detailed Specification: Multiplexing Scheme: CP-OFDM
Modulation Scheme: QPSK
Subcarrier Spacing: 15 kHz
Number RBs: 26
Slot Format Index: 1
Data Type: PN9

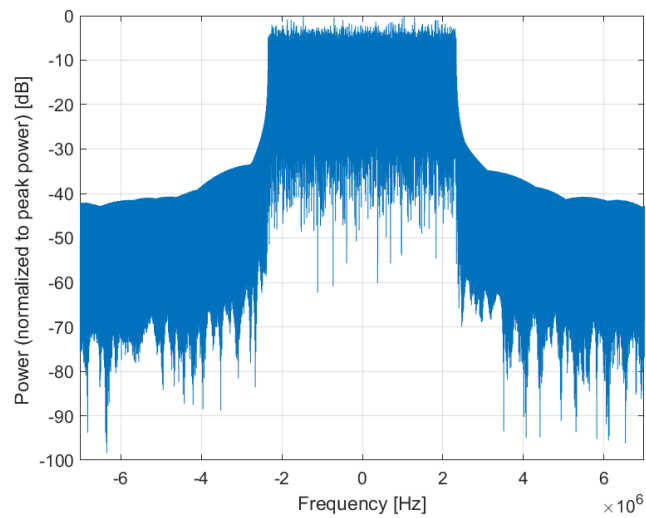
Bandwidth: 10.0 MHz
Integration Time: 10.0 ms

¹ PAR (0.1%) in accordance with FCC KDB 971168, Section 6.0 "Measurement of the Peak-to-Average Power Ratio (PAPR)"

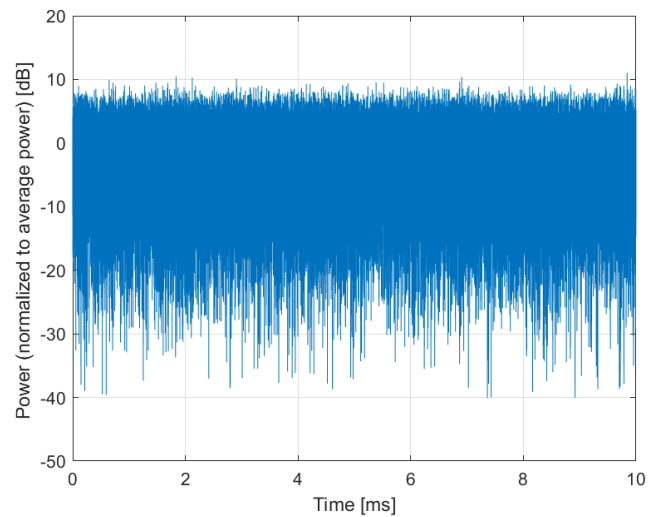
² Modulation Interference Factor (MIF) value valid only in conjunction with advanced probe response linearization calibration for the same communication system (same UID and version).



Complementary Cumulative Distribution Function (CCDF)



Frequency Domain



Time Domain

**Calibration Laboratory of
Schmid & Partner
Engineering AG**
Zeughausstrasse 43, 8004 Zurich, Switzerland

Name: **5G NR (CP-OFDM, 50% RB, 15 MHz, QPSK, 15 kHz)**

Group: 5G NR FR1 TDD
UID: 10777-AAC

PAR:¹ **8.30 dB**
MIF:² **-19.80 dB**

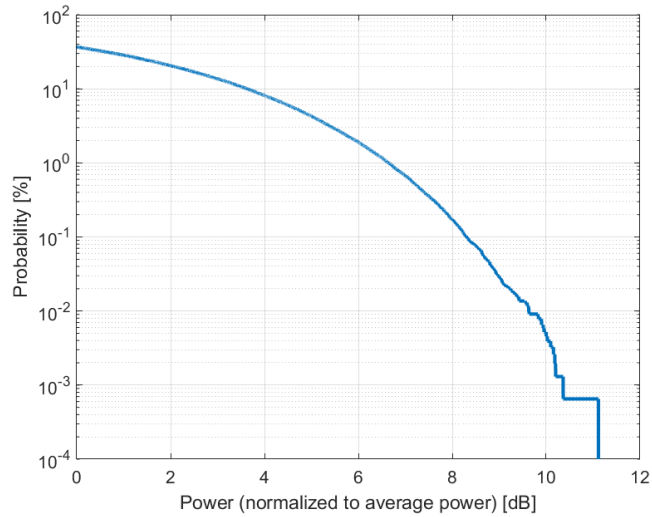
Standard Reference: SPEAG
Category: Random amplitude modulation
Modulation: QPSK
Frequency Band: Band n34 (2010 - 2025 MHz)
Band n38 (2570 - 2620 MHz)
Band n39 (1880 - 1920 MHz)
Band n40 (2300 - 2400 MHz)
Band n41 (2496 - 2690 MHz)
Band n48 (3550 - 3700 MHz)
Band n50 (1432 - 1517 MHz)
Band n77 (3300 - 4200 MHz)
Band n78 (3300 - 3800 MHz)
Band n90 (2496 - 2690 MHz)
Validation band (0.0 - 6000.0 MHz)

Detailed Specification: Multiplexing Scheme: CP-OFDM
Modulation Scheme: QPSK
Subcarrier Spacing: 15 kHz
Number RBs: 39
Slot Format Index: 1
Data Type: PN9

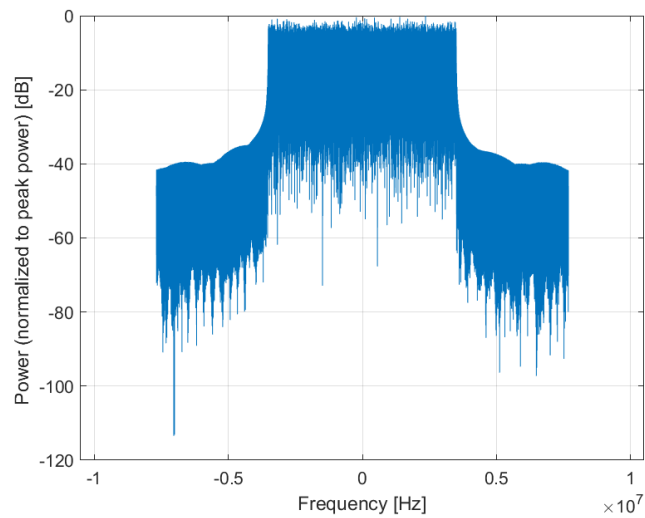
Bandwidth: 15.0 MHz
Integration Time: 10.0 ms

¹ PAR (0.1%) in accordance with FCC KDB 971168, Section 6.0 "Measurement of the Peak-to-Average Power Ratio (PAPR)"

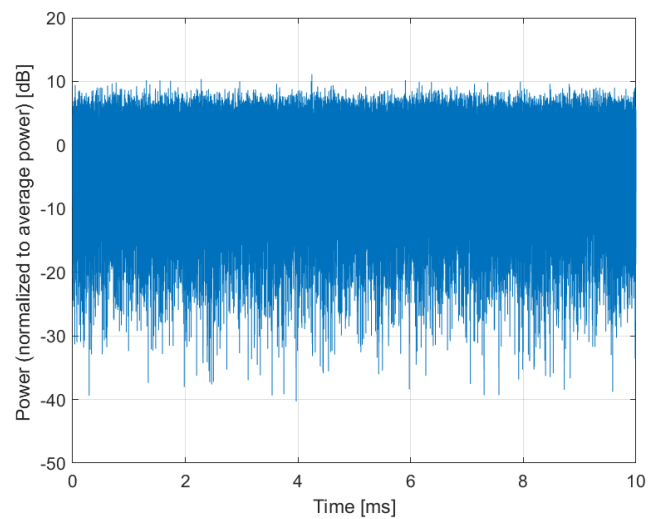
² Modulation Interference Factor (MIF) value valid only in conjunction with advanced probe response linearization calibration for the same communication system (same UID and version).



Complementary Cumulative Distribution Function (CCDF)



Frequency Domain



Time Domain

**Calibration Laboratory of
Schmid & Partner
Engineering AG**
Zeughausstrasse 43, 8004 Zurich, Switzerland

Name: **5G NR (CP-OFDM, 50% RB, 20 MHz, QPSK, 15 kHz)**

Group: 5G NR FR1 TDD
UID: 10778-AAD

PAR: ¹ **8.34 dB**
MIF: ² **-20.71 dB**

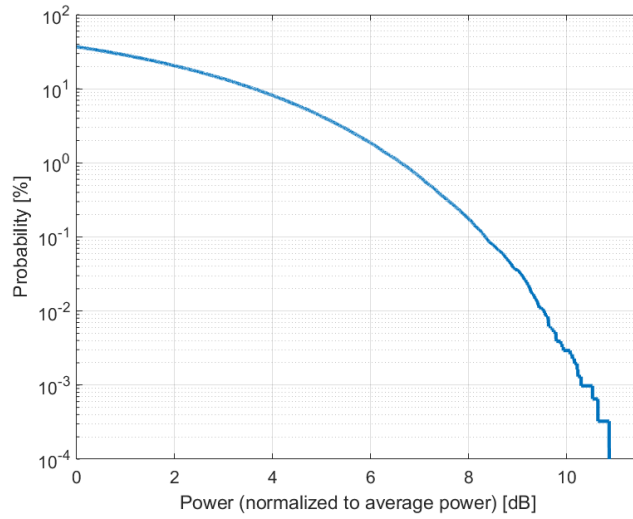
Standard Reference: SPEAG
Category: Random amplitude modulation
Modulation: QPSK
Frequency Band: Band n38 (2570 - 2620 MHz)
Band n39 (1880 - 1920 MHz)
Band n40 (2300 - 2400 MHz)
Band n41 (2496 - 2690 MHz)
Band n48 (3550 - 3700 MHz)
Band n50 (1432 - 1517 MHz)
Band n77 (3300 - 4200 MHz)
Band n78 (3300 - 3800 MHz)
Band n90 (2496 - 2690 MHz)
Band n47 (5855 - 5925 MHz)
Validation band (0.0 - 6000.0 MHz)

Detailed Specification: Multiplexing Scheme: CP-OFDM
Modulation Scheme: QPSK
Subcarrier Spacing: 15 kHz
Number RBs: 53
Slot Format Index: 1
Data Type: PN9

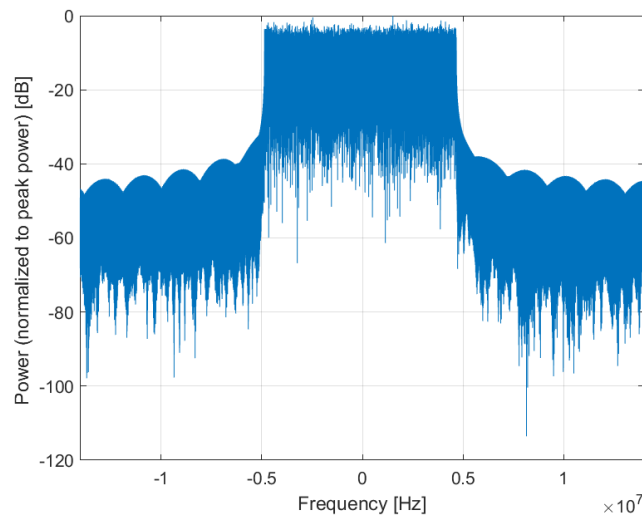
Bandwidth: 20.0 MHz
Integration Time: 10.0 ms

¹ PAR (0.1%) in accordance with FCC KDB 971168, Section 6.0 "Measurement of the Peak-to-Average Power Ratio (PAPR)"

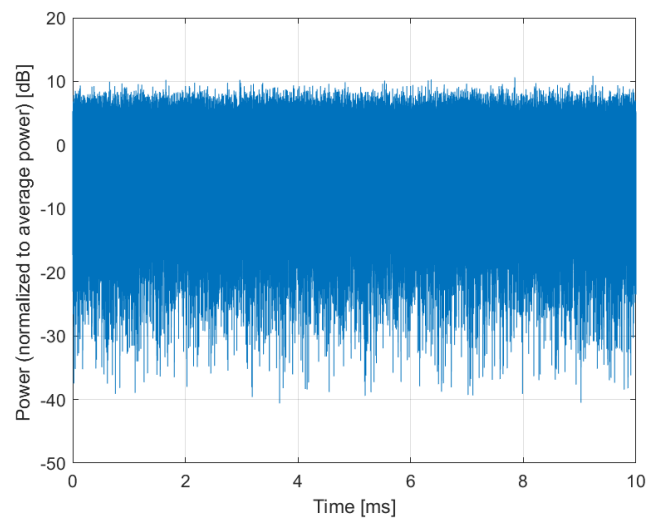
² Modulation Interference Factor (MIF) value valid only in conjunction with advanced probe response linearization calibration for the same communication system (same UID and version).



Complementary Cumulative Distribution Function (CCDF)



Frequency Domain



Time Domain

**Calibration Laboratory of
Schmid & Partner
Engineering AG**
Zeughausstrasse 43, 8004 Zurich, Switzerland

Name: **5G NR (CP-OFDM, 50% RB, 25 MHz, QPSK, 15 kHz)**

Group: 5G NR FR1 TDD
UID: 10779-AAC

PAR: ¹ **8.42 dB**
MIF: ² **-20.99 dB**

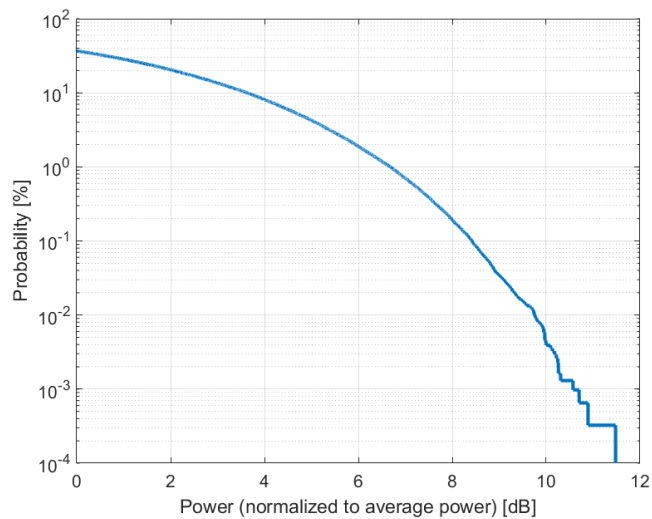
Standard Reference: SPEAG
Category: Random amplitude modulation
Modulation: QPSK
Frequency Band: Band n38 (2570 - 2620 MHz)
Band n39 (1880 - 1920 MHz)
Band n40 (2300 - 2400 MHz)
Band n77 (3300 - 4200 MHz)
Band n78 (3300 - 3800 MHz)
Validation band (0.0 - 6000.0 MHz)

Detailed Specification: Multiplexing Scheme: CP-OFDM
Modulation Scheme: QPSK
Subcarrier Spacing: 15 kHz
Number RBs: 67
Slot Format Index: 1
Data Type: PN9

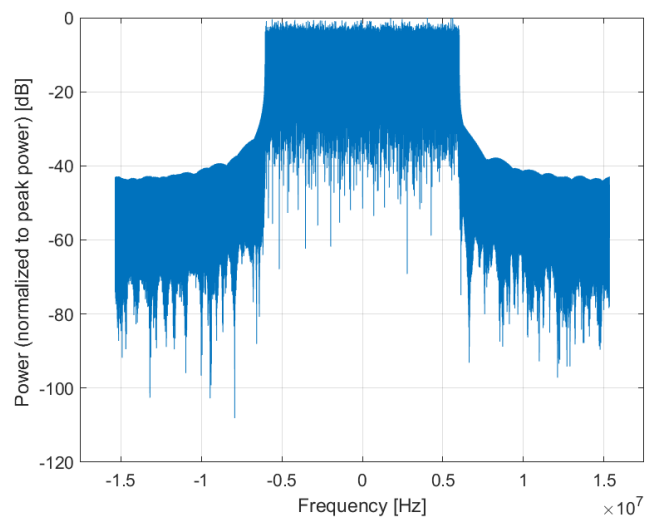
Bandwidth: 25.0 MHz
Integration Time: 10.0 ms

¹ PAR (0.1%) in accordance with FCC KDB 971168, Section 6.0 "Measurement of the Peak-to-Average Power Ratio (PAPR)"

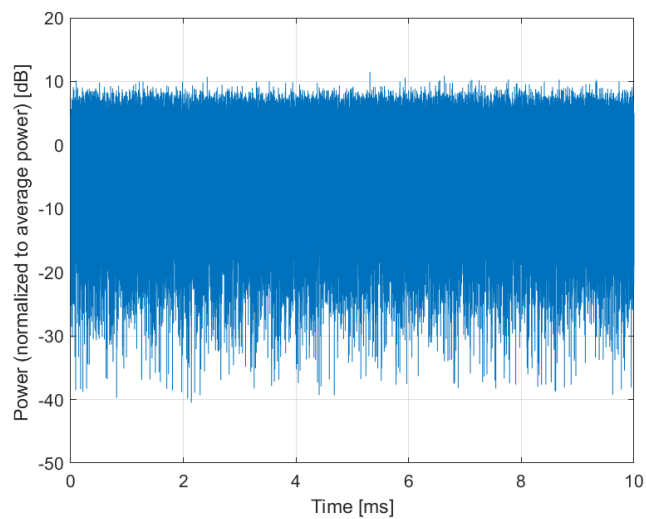
² Modulation Interference Factor (MIF) value valid only in conjunction with advanced probe response linearization calibration for the same communication system (same UID and version).



Complementary Cumulative Distribution Function (CCDF)



Frequency Domain



Time Domain

**Calibration Laboratory of
Schmid & Partner
Engineering AG**
Zeughausstrasse 43, 8004 Zurich, Switzerland

Name: **5G NR (CP-OFDM, 50% RB, 30 MHz, QPSK, 15 kHz)**

Group: 5G NR FR1 TDD
UID: 10780-AAD

PAR: ¹ **8.38 dB**
MIF: ² **-21.75 dB**

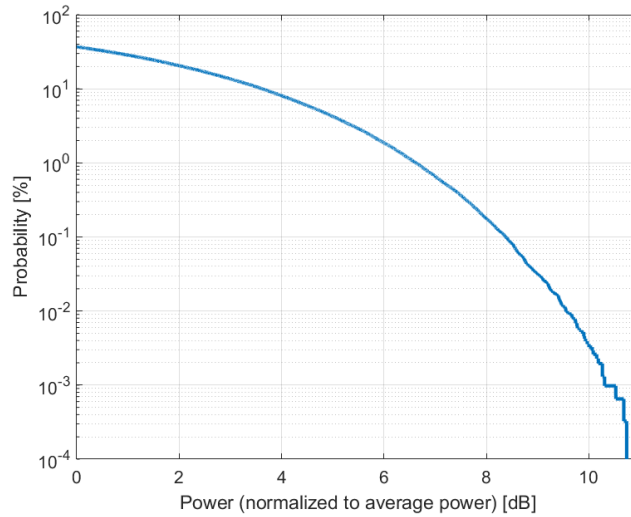
Standard Reference: SPEAG
Category: Random amplitude modulation
Modulation: QPSK
Frequency Band: Band n38 (2570 - 2620 MHz)
Band n39 (1880 - 1920 MHz)
Band n40 (2300 - 2400 MHz)
Band n41 (2496 - 2690 MHz)
Band n50 (1432 - 1517 MHz)
Band n77 (3300 - 4200 MHz)
Band n78 (3300 - 3800 MHz)
Band n90 (2496 - 2690 MHz)
Band n47 (5855 - 5925 MHz)
Validation band (0.0 - 6000.0 MHz)

Detailed Specification: Multiplexing Scheme: CP-OFDM
Modulation Scheme: QPSK
Subcarrier Spacing: 15 kHz
Number RBs: 80
Slot Format Index: 1
Data Type: PN9

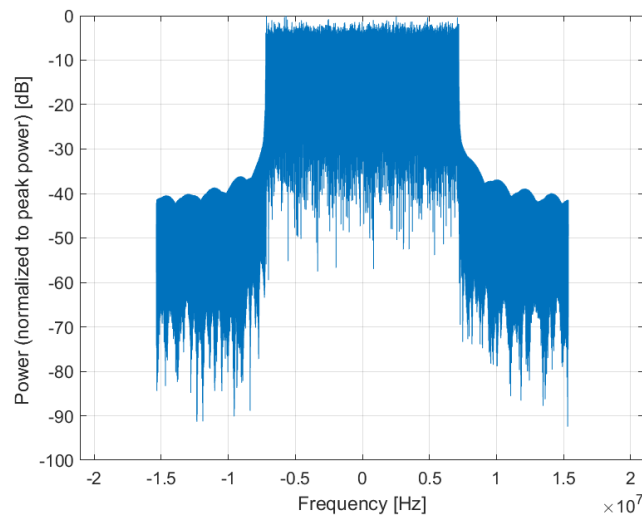
Bandwidth: 30.0 MHz
Integration Time: 10.0 ms

¹ PAR (0.1%) in accordance with FCC KDB 971168, Section 6.0 "Measurement of the Peak-to-Average Power Ratio (PAPR)"

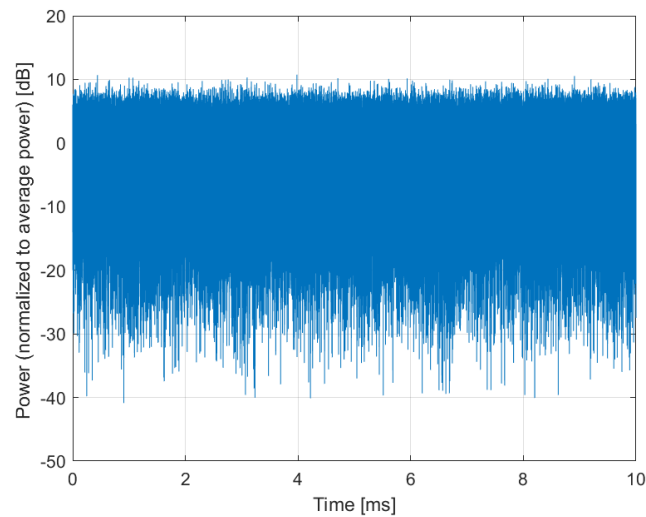
² Modulation Interference Factor (MIF) value valid only in conjunction with advanced probe response linearization calibration for the same communication system (same UID and version).



Complementary Cumulative Distribution Function (CCDF)



Frequency Domain



Time Domain

**Calibration Laboratory of
Schmid & Partner
Engineering AG**
Zeughausstrasse 43, 8004 Zurich, Switzerland

Name: **5G NR (CP-OFDM, 50% RB, 40 MHz, QPSK, 15 kHz)**

Group: 5G NR FR1 TDD
UID: 10781-AAD

PAR: ¹ **8.38 dB**
MIF: ² **-22.40 dB**

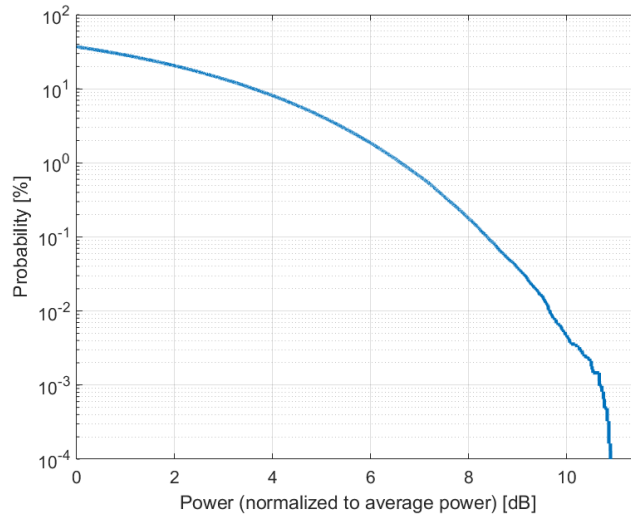
Standard Reference: SPEAG
Category: Random amplitude modulation
Modulation: QPSK
Frequency Band: Band n38 (2570 - 2620 MHz)
Band n39 (1880 - 1920 MHz)
Band n40 (2300 - 2400 MHz)
Band n41 (2496 - 2690 MHz)
Band n48 (3550 - 3700 MHz)
Band n50 (1432 - 1517 MHz)
Band n77 (3300 - 4200 MHz)
Band n78 (3300 - 3800 MHz)
Band n79 (4400 - 5000 MHz)
Band n90 (2496 - 2690 MHz)
Band n47 (5855 - 5925 MHz)
Validation band (0.0 - 6000.0 MHz)

Detailed Specification: Multiplexing Scheme: CP-OFDM
Modulation Scheme: QPSK
Subcarrier Spacing: 15 kHz
Number RBs: 108
Slot Format Index: 1
Data Type: PN9

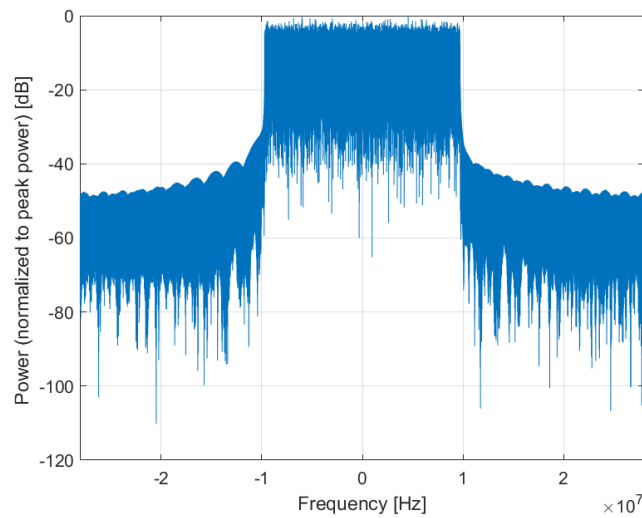
Bandwidth: 40.0 MHz
Integration Time: 10.0 ms

¹ PAR (0.1%) in accordance with FCC KDB 971168, Section 6.0 "Measurement of the Peak-to-Average Power Ratio (PAPR)"

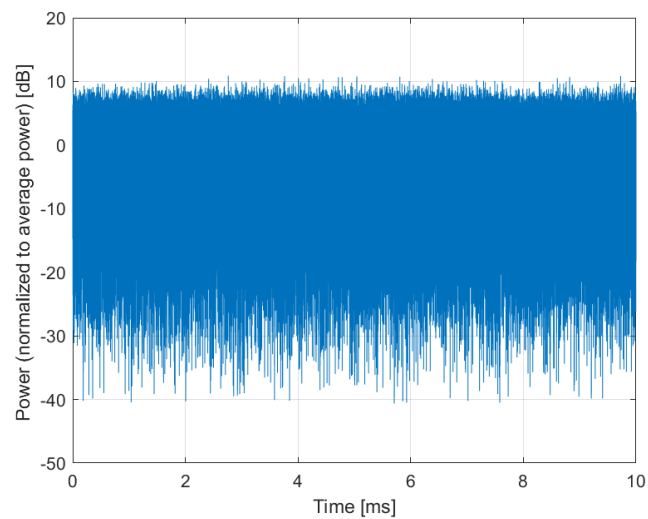
² Modulation Interference Factor (MIF) value valid only in conjunction with advanced probe response linearization calibration for the same communication system (same UID and version).



Complementary Cumulative Distribution Function (CCDF)



Frequency Domain



Time Domain

**Calibration Laboratory of
Schmid & Partner
Engineering AG**
Zeughausstrasse 43, 8004 Zurich, Switzerland

Name: **5G NR (CP-OFDM, 50% RB, 50 MHz, QPSK, 15 kHz)**

Group: 5G NR FR1 TDD
UID: 10782-AAD

PAR: ¹ **8.43 dB**
MIF: ² **-23.16 dB**

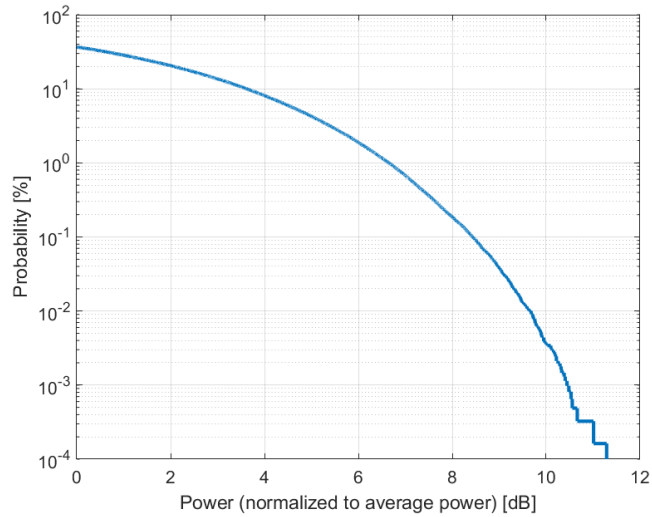
Standard Reference: SPEAG
Category: Random amplitude modulation
Modulation: QPSK
Frequency Band: Band n40 (2300 - 2400 MHz)
Band n41 (2496 - 2690 MHz)
Band n48 (3550 - 3700 MHz)
Band n50 (1432 - 1517 MHz)
Band n77 (3300 - 4200 MHz)
Band n78 (3300 - 3800 MHz)
Band n79 (4400 - 5000 MHz)
Band n90 (2496 - 2690 MHz)
Validation band (0.0 - 6000.0 MHz)

Detailed Specification: Multiplexing Scheme: CP-OFDM
Modulation Scheme: QPSK
Subcarrier Spacing: 15 kHz
Number RBs: 135
Slot Format Index: 1
Data Type: PN9

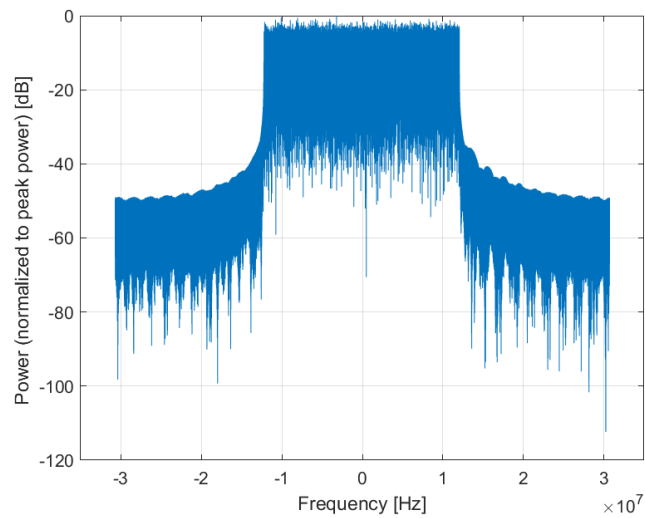
Bandwidth: 50.0 MHz
Integration Time: 10.0 ms

¹ PAR (0.1%) in accordance with FCC KDB 971168, Section 6.0 "Measurement of the Peak-to-Average Power Ratio (PAPR)"

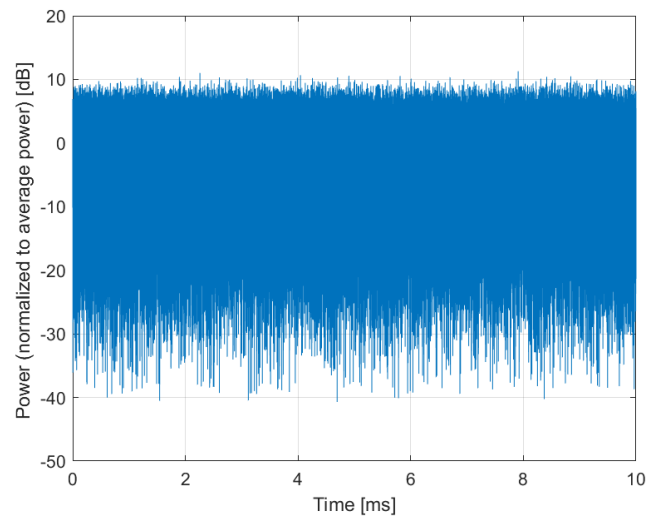
² Modulation Interference Factor (MIF) value valid only in conjunction with advanced probe response linearization calibration for the same communication system (same UID and version).



Complementary Cumulative Distribution Function (CCDF)



Frequency Domain



Time Domain

**Calibration Laboratory of
Schmid & Partner
Engineering AG**
Zeughausstrasse 43, 8004 Zurich, Switzerland

Name: **5G NR (CP-OFDM, 100% RB, 5 MHz, QPSK, 15 kHz)**

Group: 5G NR FR1 TDD
UID: 10783-AAE

PAR: ¹ **8.31 dB**
MIF: ² **-18.84 dB**

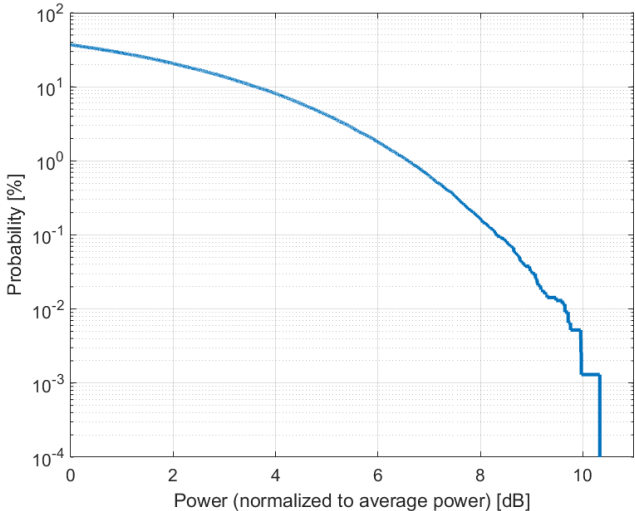
Standard Reference: SPEAG
Category: Random amplitude modulation
Modulation: QPSK
Frequency Band: Band n34 (2010 - 2025 MHz)
Band n38 (2570 - 2620 MHz)
Band n39 (1880 - 1920 MHz)
Band n40 (2300 - 2400 MHz)
Band n48 (3550 - 3700 MHz)
Band n50 (1432 - 1517 MHz)
Band n51 (1427 - 1432 MHz)
Band n53 (2483.5 - 2495 MHz)
Validation band (0.0 - 6000.0 MHz)

Detailed Specification: Multiplexing Scheme: CP-OFDM
Modulation Scheme: QPSK
Subcarrier Spacing: 15 kHz
Number RBs: 25
Slot Format Index: 1
Data Type: PN9

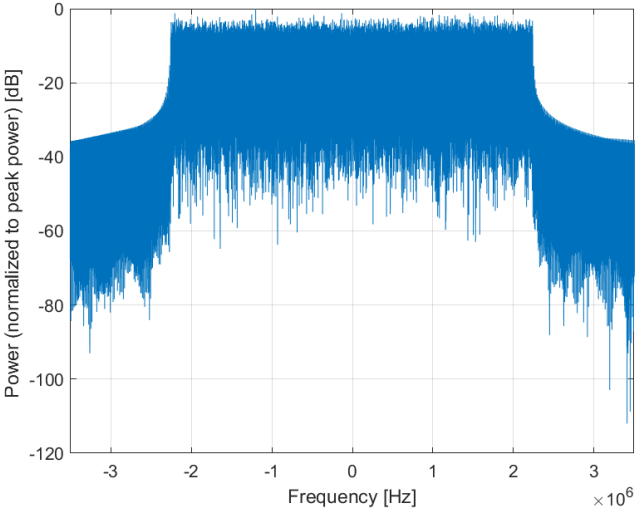
Bandwidth: 5.0 MHz
Integration Time: 10.0 ms

¹ PAR (0.1%) in accordance with FCC KDB 971168, Section 6.0 "Measurement of the Peak-to-Average Power Ratio (PAPR)"

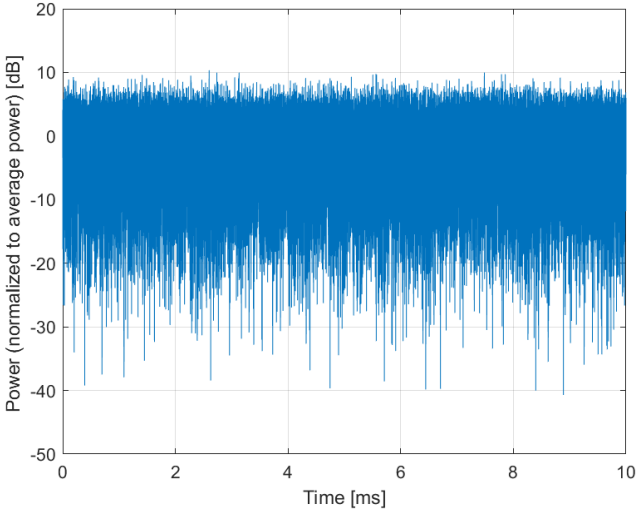
² Modulation Interference Factor (MIF) value valid only in conjunction with advanced probe response linearization calibration for the same communication system (same UID and version).



Complementary Cumulative Distribution Function (CCDF)



Frequency Domain



Time Domain

**Calibration Laboratory of
Schmid & Partner
Engineering AG**
Zeughausstrasse 43, 8004 Zurich, Switzerland

Name: **5G NR (CP-OFDM, 100% RB, 10 MHz, QPSK, 15 kHz)**

Group: 5G NR FR1 TDD
UID: 10784-AAD

PAR:¹ **8.29 dB**
MIF:² **-20.70 dB**

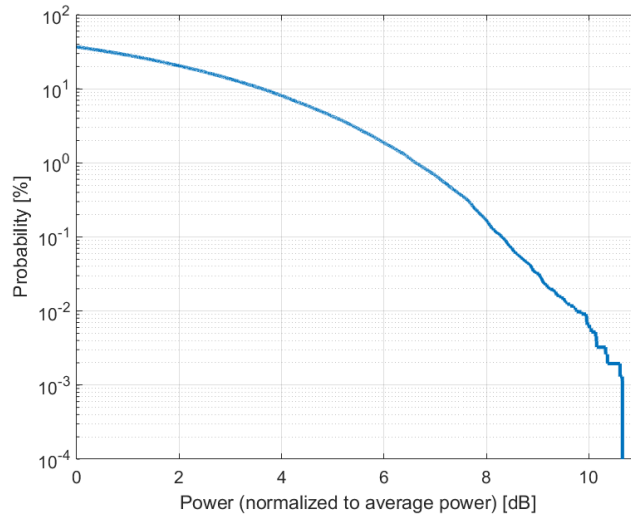
Standard Reference: SPEAG
Category: Random amplitude modulation
Modulation: QPSK
Frequency Band: Band n34 (2010 - 2025 MHz)
Band n38 (2570 - 2620 MHz)
Band n39 (1880 - 1920 MHz)
Band n40 (2300 - 2400 MHz)
Band n41 (2496 - 2690 MHz)
Band n48 (3550 - 3700 MHz)
Band n50 (1432 - 1517 MHz)
Band n77 (3300 - 4200 MHz)
Band n78 (3300 - 3800 MHz)
Band n53 (2483.5 - 2495 MHz)
Band n90 (2496 - 2690 MHz)
Band n47 (5855 - 5925 MHz)
Validation band (0.0 - 6000.0 MHz)

Detailed Specification: Multiplexing Scheme: CP-OFDM
Modulation Scheme: QPSK
Subcarrier Spacing: 15 kHz
Number RBs: 52
Slot Format Index: 1
Data Type: PN9

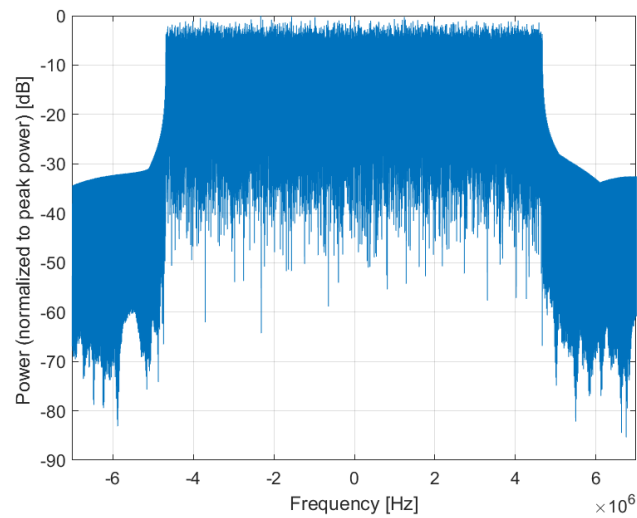
Bandwidth: 10.0 MHz
Integration Time: 10.0 ms

¹ PAR (0.1%) in accordance with FCC KDB 971168, Section 6.0 "Measurement of the Peak-to-Average Power Ratio (PAPR)"

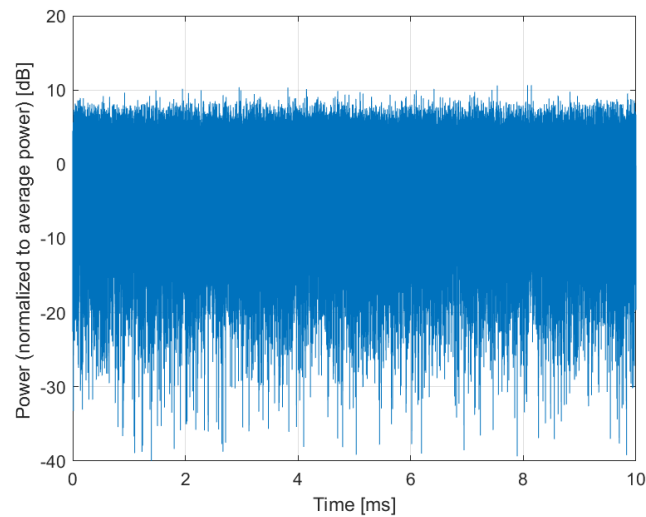
² Modulation Interference Factor (MIF) value valid only in conjunction with advanced probe response linearization calibration for the same communication system (same UID and version).



Complementary Cumulative Distribution Function (CCDF)



Frequency Domain



Time Domain

**Calibration Laboratory of
Schmid & Partner
Engineering AG**
Zeughausstrasse 43, 8004 Zurich, Switzerland

Name: **5G NR (CP-OFDM, 100% RB, 15 MHz, QPSK, 15 kHz)**

Group: 5G NR FR1 TDD
UID: 10785-AAD

PAR: ¹ **8.40 dB**
MIF: ² **-21.52 dB**

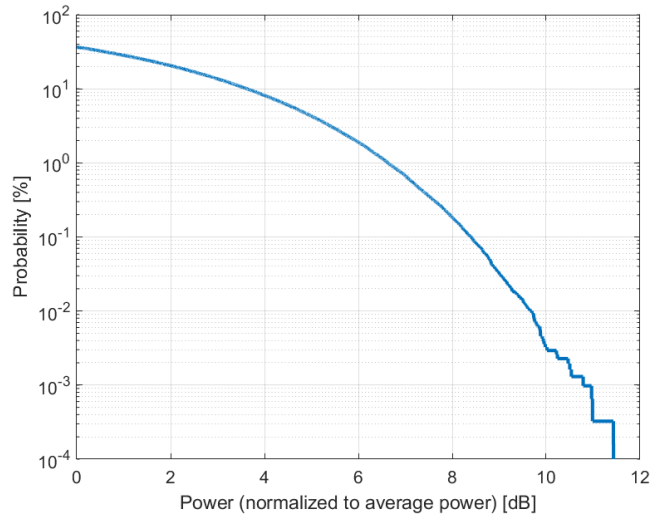
Standard Reference: SPEAG
Category: Random amplitude modulation
Modulation: QPSK
Frequency Band: Band n34 (2010 - 2025 MHz)
Band n38 (2570 - 2620 MHz)
Band n39 (1880 - 1920 MHz)
Band n40 (2300 - 2400 MHz)
Band n41 (2496 - 2690 MHz)
Band n48 (3550 - 3700 MHz)
Band n50 (1432 - 1517 MHz)
Band n77 (3300 - 4200 MHz)
Band n78 (3300 - 3800 MHz)
Band n90 (2496 - 2690 MHz)
Validation band (0.0 - 6000.0 MHz)

Detailed Specification: Multiplexing Scheme: CP-OFDM
Modulation Scheme: QPSK
Subcarrier Spacing: 15 kHz
Number RBs: 79
Slot Format Index: 1
Data Type: PN9

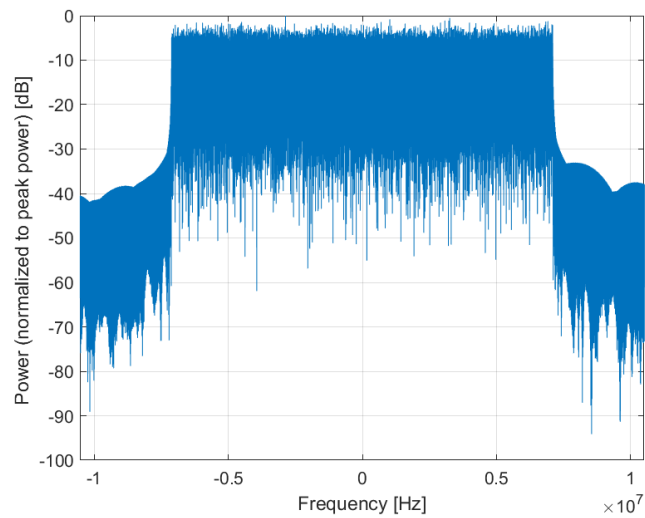
Bandwidth: 15.0 MHz
Integration Time: 10.0 ms

¹ PAR (0.1%) in accordance with FCC KDB 971168, Section 6.0 "Measurement of the Peak-to-Average Power Ratio (PAPR)"

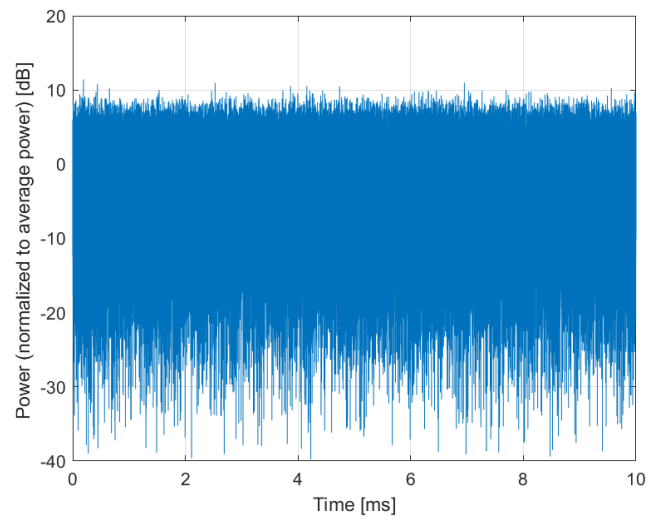
² Modulation Interference Factor (MIF) value valid only in conjunction with advanced probe response linearization calibration for the same communication system (same UID and version).



Complementary Cumulative Distribution Function (CCDF)



Frequency Domain



Time Domain

**Calibration Laboratory of
Schmid & Partner
Engineering AG**
Zeughausstrasse 43, 8004 Zurich, Switzerland

Name: **5G NR (CP-OFDM, 100% RB, 20 MHz, QPSK, 15 kHz)**

Group: 5G NR FR1 TDD
UID: 10786-AAD

PAR: ¹ **8.35 dB**
MIF: ² **-22.47 dB**

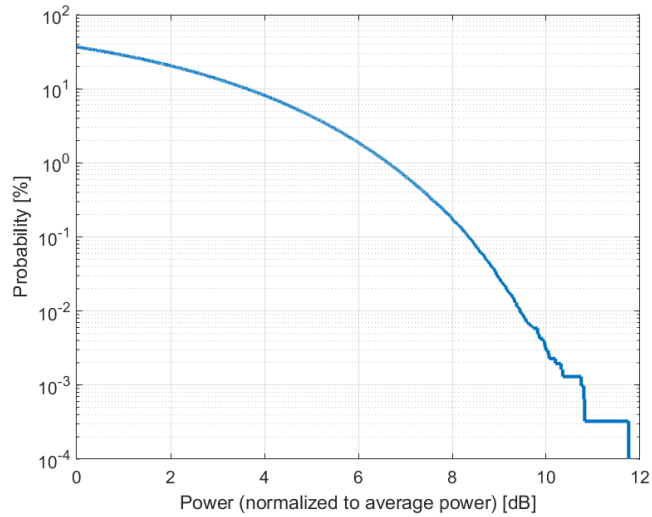
Standard Reference: SPEAG
Category: Random amplitude modulation
Modulation: QPSK
Frequency Band: Band n38 (2570 - 2620 MHz)
Band n39 (1880 - 1920 MHz)
Band n40 (2300 - 2400 MHz)
Band n41 (2496 - 2690 MHz)
Band n48 (3550 - 3700 MHz)
Band n50 (1432 - 1517 MHz)
Band n77 (3300 - 4200 MHz)
Band n78 (3300 - 3800 MHz)
Band n90 (2496 - 2690 MHz)
Band n47 (5855 - 5925 MHz)
Validation band (0.0 - 6000.0 MHz)

Detailed Specification: Multiplexing Scheme: CP-OFDM
Modulation Scheme: QPSK
Subcarrier Spacing: 15 kHz
Number RBs: 106
Slot Format Index: 1
Data Type: PN9

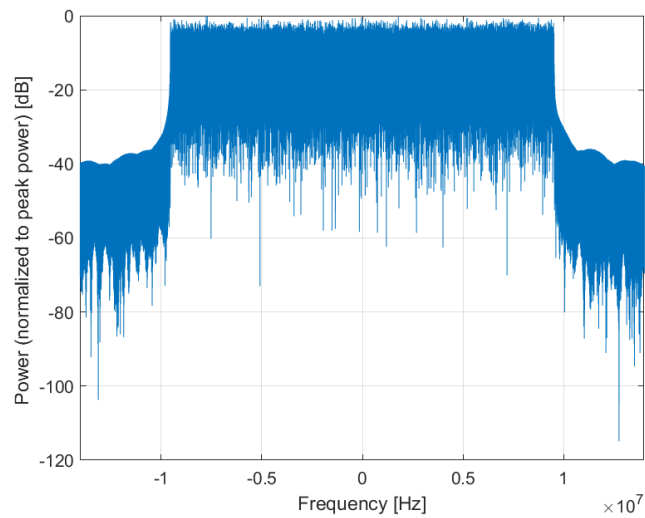
Bandwidth: 20.0 MHz
Integration Time: 10.0 ms

¹ PAR (0.1%) in accordance with FCC KDB 971168, Section 6.0 "Measurement of the Peak-to-Average Power Ratio (PAPR)"

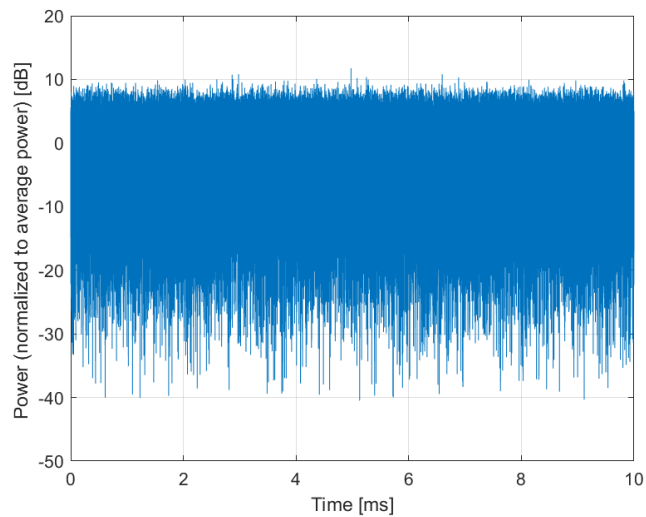
² Modulation Interference Factor (MIF) value valid only in conjunction with advanced probe response linearization calibration for the same communication system (same UID and version).



Complementary Cumulative Distribution Function (CCDF)



Frequency Domain



Time Domain

**Calibration Laboratory of
Schmid & Partner
Engineering AG**
Zeughausstrasse 43, 8004 Zurich, Switzerland

Name: **5G NR (CP-OFDM, 100% RB, 25 MHz, QPSK, 15 kHz)**

Group: 5G NR FR1 TDD
UID: 10787-AAD

PAR: ¹ **8.44 dB**
MIF: ² **-22.72 dB**

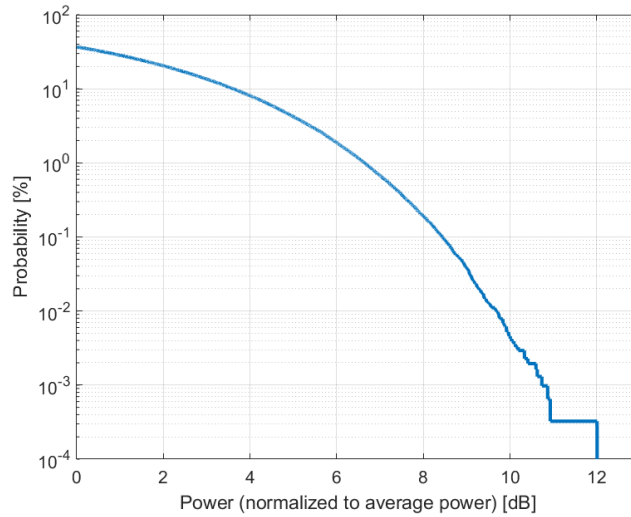
Standard Reference: SPEAG
Category: Random amplitude modulation
Modulation: QPSK
Frequency Band: Band n38 (2570 - 2620 MHz)
Band n39 (1880 - 1920 MHz)
Band n40 (2300 - 2400 MHz)
Band n77 (3300 - 4200 MHz)
Band n78 (3300 - 3800 MHz)
Validation band (0.0 - 6000.0 MHz)

Detailed Specification: Multiplexing Scheme: CP-OFDM
Modulation Scheme: QPSK
Subcarrier Spacing: 15 kHz
Number RBs: 133
Slot Format Index: 1
Data Type: PN9

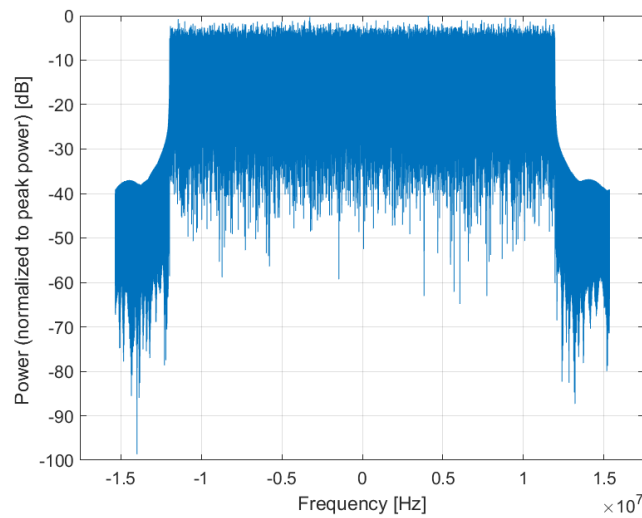
Bandwidth: 25.0 MHz
Integration Time: 10.0 ms

¹ PAR (0.1%) in accordance with FCC KDB 971168, Section 6.0 "Measurement of the Peak-to-Average Power Ratio (PAPR)"

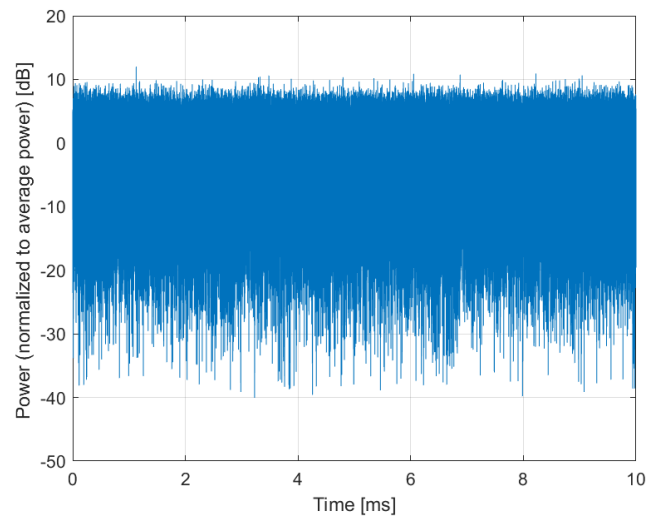
² Modulation Interference Factor (MIF) value valid only in conjunction with advanced probe response linearization calibration for the same communication system (same UID and version).



Complementary Cumulative Distribution Function (CCDF)



Frequency Domain



Time Domain

**Calibration Laboratory of
Schmid & Partner
Engineering AG**
Zeughausstrasse 43, 8004 Zurich, Switzerland

Name: **5G NR (CP-OFDM, 100% RB, 30 MHz, QPSK, 15 kHz)**

Group: 5G NR FR1 TDD
UID: 10788-AAD

PAR: ¹ **8.39 dB**
MIF: ² **-22.83 dB**

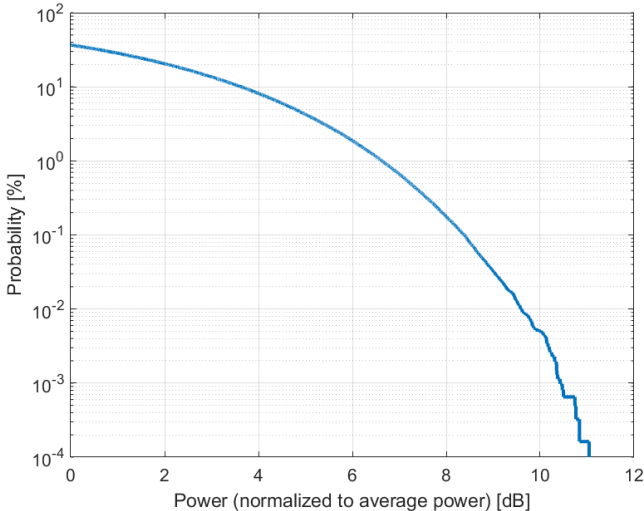
Standard Reference: SPEAG
Category: Random amplitude modulation
Modulation: QPSK
Frequency Band: Band n38 (2570 - 2620 MHz)
Band n39 (1880 - 1920 MHz)
Band n40 (2300 - 2400 MHz)
Band n41 (2496 - 2690 MHz)
Band n50 (1432 - 1517 MHz)
Band n77 (3300 - 4200 MHz)
Band n78 (3300 - 3800 MHz)
Band n90 (2496 - 2690 MHz)
Band n47 (5855 - 5925 MHz)
Validation band (0.0 - 6000.0 MHz)

Detailed Specification: Multiplexing Scheme: CP-OFDM
Modulation Scheme: QPSK
Subcarrier Spacing: 15 kHz
Number RBs: 160
Slot Format Index: 1
Data Type: PN9

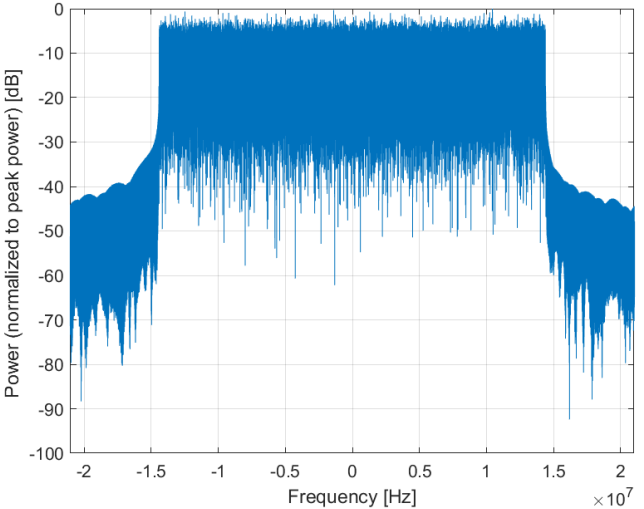
Bandwidth: 30.0 MHz
Integration Time: 10.0 ms

¹ PAR (0.1%) in accordance with FCC KDB 971168, Section 6.0 "Measurement of the Peak-to-Average Power Ratio (PAPR)"

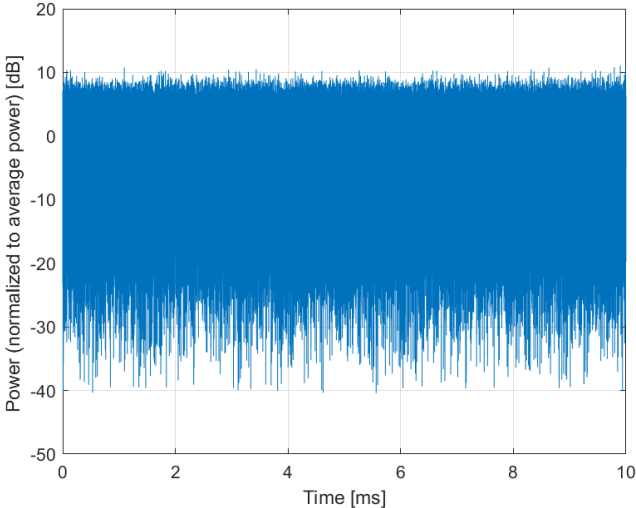
² Modulation Interference Factor (MIF) value valid only in conjunction with advanced probe response linearization calibration for the same communication system (same UID and version).



Complementary Cumulative Distribution Function (CCDF)



Frequency Domain



Time Domain

**Calibration Laboratory of
Schmid & Partner
Engineering AG**
Zeughausstrasse 43, 8004 Zurich, Switzerland

Name: **5G NR (CP-OFDM, 100% RB, 40 MHz, QPSK, 15 kHz)**

Group: 5G NR FR1 TDD
UID: 10789-AAD

PAR: ¹ **8.37 dB**
MIF: ² **-23.29 dB**

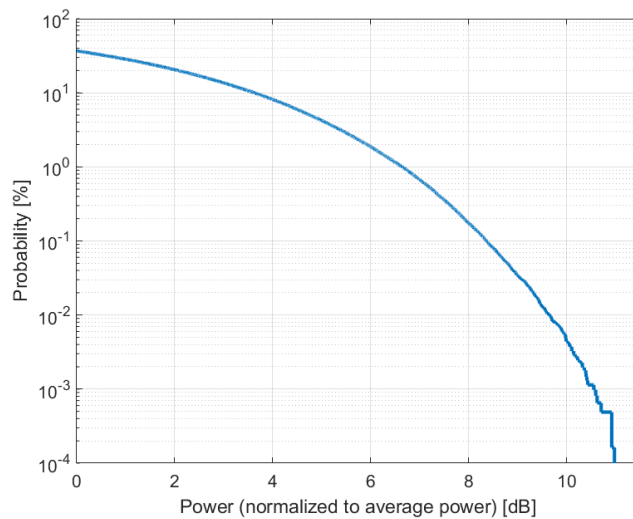
Standard Reference: SPEAG
Category: Random amplitude modulation
Modulation: QPSK
Frequency Band: Band n38 (2570 - 2620 MHz)
Band n39 (1880 - 1920 MHz)
Band n40 (2300 - 2400 MHz)
Band n41 (2496 - 2690 MHz)
Band n48 (3550 - 3700 MHz)
Band n50 (1432 - 1517 MHz)
Band n77 (3300 - 4200 MHz)
Band n78 (3300 - 3800 MHz)
Band n79 (4400 - 5000 MHz)
Band n90 (2496 - 2690 MHz)
Band n47 (5855 - 5925 MHz)
Validation band (0.0 - 6000.0 MHz)

Detailed Specification: Multiplexing Scheme: CP-OFDM
Modulation Scheme: QPSK
Subcarrier Spacing: 15 kHz
Number RBs: 216
Slot Format Index: 1
Data Type: PN9

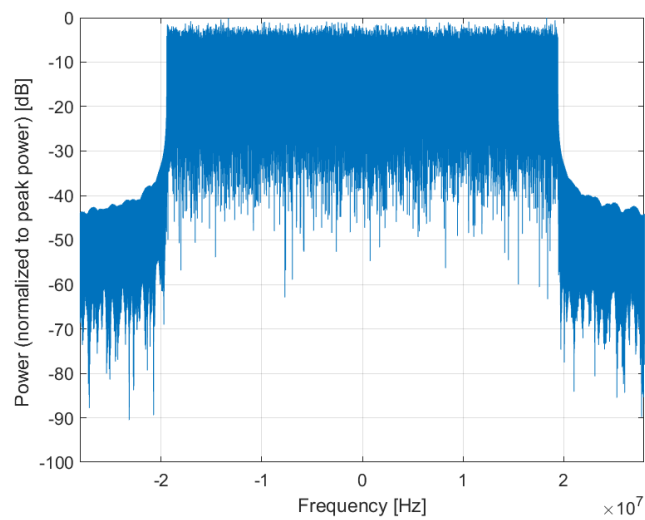
Bandwidth: 40.0 MHz
Integration Time: 10.0 ms

¹ PAR (0.1%) in accordance with FCC KDB 971168, Section 6.0 "Measurement of the Peak-to-Average Power Ratio (PAPR)"

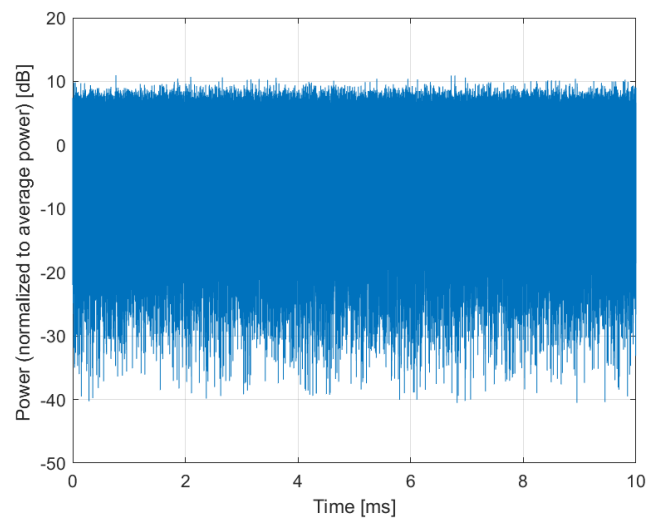
² Modulation Interference Factor (MIF) value valid only in conjunction with advanced probe response linearization calibration for the same communication system (same UID and version).



Complementary Cumulative Distribution Function (CCDF)



Frequency Domain



Time Domain

**Calibration Laboratory of
Schmid & Partner
Engineering AG**
Zeughausstrasse 43, 8004 Zurich, Switzerland

Name: **5G NR (CP-OFDM, 100% RB, 50 MHz, QPSK, 15 kHz)**

Group: 5G NR FR1 TDD
UID: 10790-AAD

PAR: ¹ **8.39 dB**
MIF: ² **-23.84 dB**

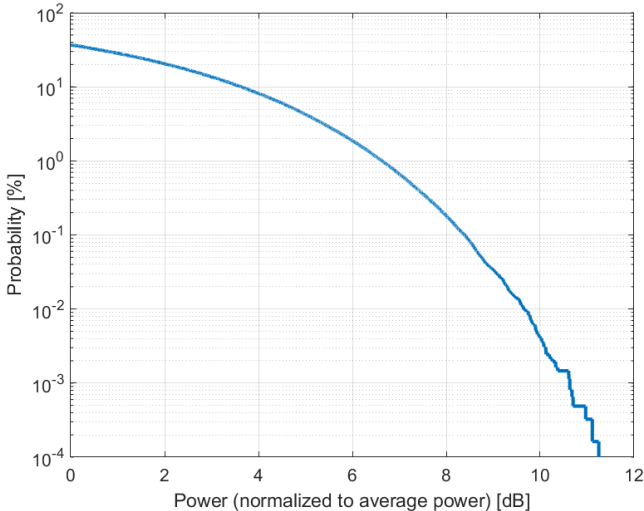
Standard Reference: SPEAG
Category: Random amplitude modulation
Modulation: QPSK
Frequency Band: Band n40 (2300 - 2400 MHz)
Band n41 (2496 - 2690 MHz)
Band n48 (3550 - 3700 MHz)
Band n50 (1432 - 1517 MHz)
Band n77 (3300 - 4200 MHz)
Band n78 (3300 - 3800 MHz)
Band n79 (4400 - 5000 MHz)
Band n90 (2496 - 2690 MHz)
Validation band (0.0 - 6000.0 MHz)

Detailed Specification: Multiplexing Scheme: CP-OFDM
Modulation Scheme: QPSK
Subcarrier Spacing: 15 kHz
Number RBs: 270
Slot Format Index: 1
Data Type: PN9

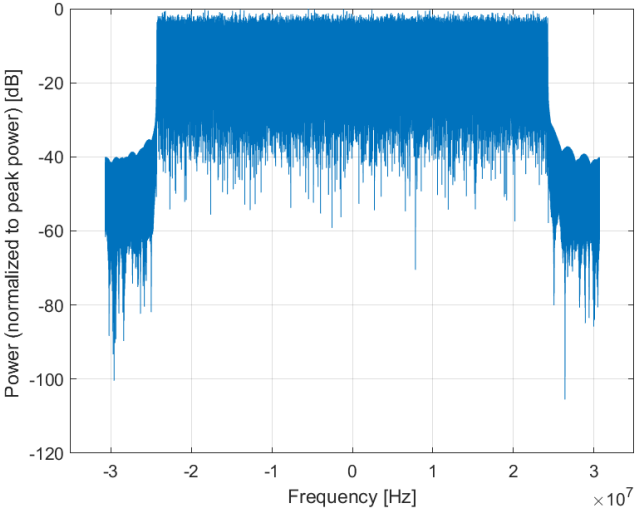
Bandwidth: 50.0 MHz
Integration Time: 10.0 ms

¹ PAR (0.1%) in accordance with FCC KDB 971168, Section 6.0 "Measurement of the Peak-to-Average Power Ratio (PAPR)"

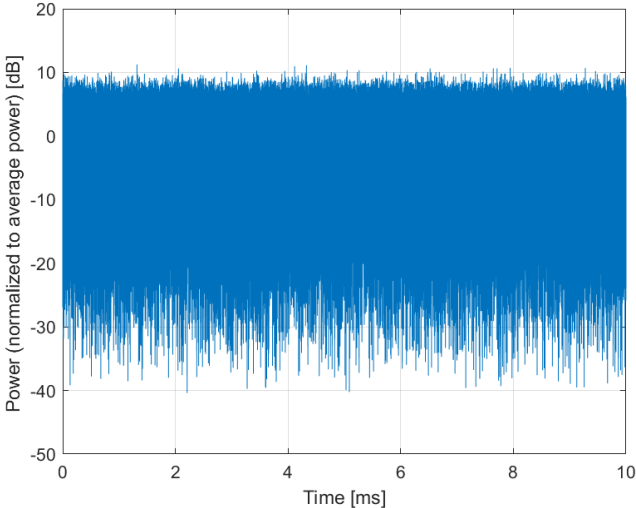
² Modulation Interference Factor (MIF) value valid only in conjunction with advanced probe response linearization calibration for the same communication system (same UID and version).



Complementary Cumulative Distribution Function (CCDF)



Frequency Domain



Time Domain

**Calibration Laboratory of
Schmid & Partner
Engineering AG**
Zeughausstrasse 43, 8004 Zurich, Switzerland

Name: **5G NR (CP-OFDM, 1 RB, 5 MHz, QPSK, 30 kHz)**

Group: 5G NR FR1 TDD
UID: 10791-AAE

PAR: ¹ **7.83 dB**
MIF: ² **-14.39 dB**

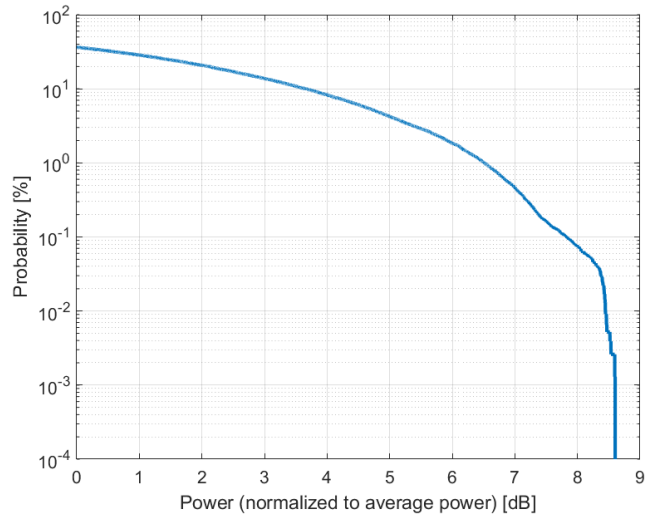
Standard Reference: SPEAG
Category: Random amplitude modulation
Modulation: QPSK
Frequency Band: Band n34 (2010 - 2025 MHz)
Band n38 (2570 - 2620 MHz)
Band n39 (1880 - 1920 MHz)
Band n40 (2300 - 2400 MHz)
Band n48 (3550 - 3700 MHz)
Band n50 (1432 - 1517 MHz)
Band n51 (1427 - 1432 MHz)
Band n53 (2483.5 - 2495 MHz)
Validation band (0.0 - 6000.0 MHz)

Detailed Specification: Multiplexing Scheme: CP-OFDM
Modulation Scheme: QPSK
Subcarrier Spacing: 30 kHz
Number RBs: 1
Slot Format Index: 1
Data Type: PN9

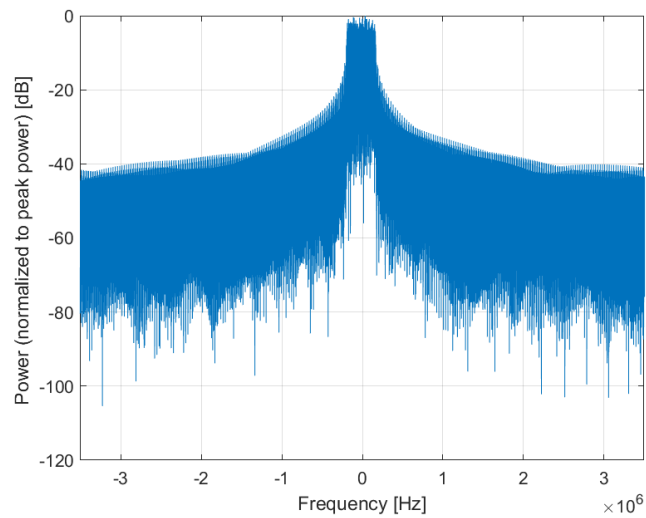
Bandwidth: 5.0 MHz
Integration Time: 10.0 ms

¹ PAR (0.1%) in accordance with FCC KDB 971168, Section 6.0 "Measurement of the Peak-to-Average Power Ratio (PAPR)"

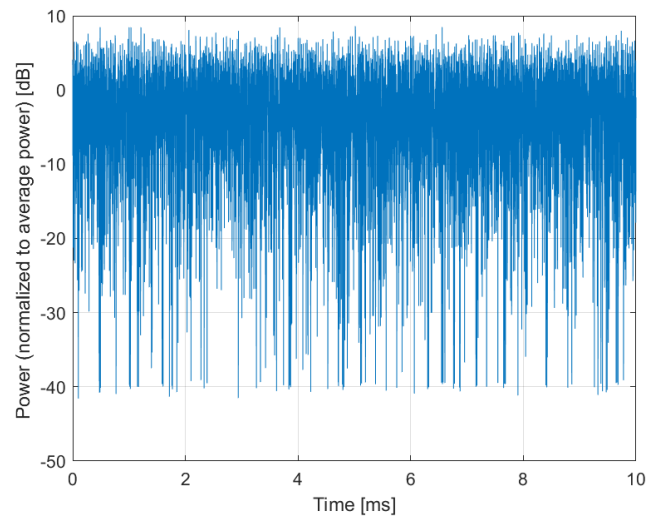
² Modulation Interference Factor (MIF) value valid only in conjunction with advanced probe response linearization calibration for the same communication system (same UID and version).



Complementary Cumulative Distribution Function (CCDF)



Frequency Domain



Time Domain

**Calibration Laboratory of
Schmid & Partner
Engineering AG**
Zeughausstrasse 43, 8004 Zurich, Switzerland

Name: **5G NR (CP-OFDM, 1 RB, 10 MHz, QPSK, 30 kHz)**

Group: 5G NR FR1 TDD
UID: 10792-AAD

PAR: ¹ **7.92 dB**
MIF: ² **-14.47 dB**

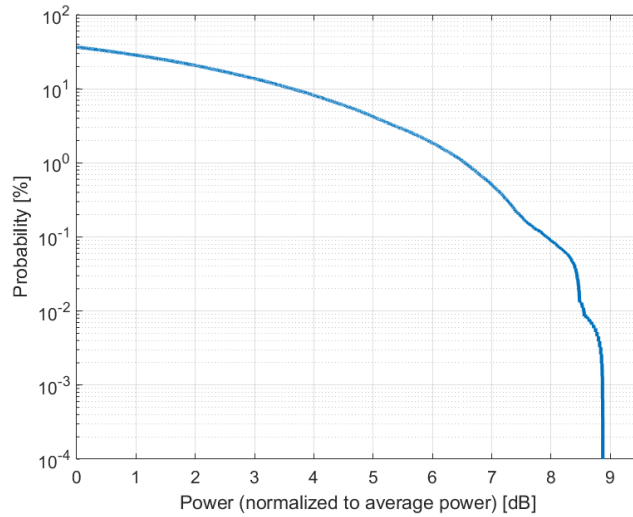
Standard Reference: SPEAG
Category: Random amplitude modulation
Modulation: QPSK
Frequency Band: Band n34 (2010 - 2025 MHz)
Band n38 (2570 - 2620 MHz)
Band n39 (1880 - 1920 MHz)
Band n40 (2300 - 2400 MHz)
Band n41 (2496 - 2690 MHz)
Band n48 (3550 - 3700 MHz)
Band n50 (1432 - 1517 MHz)
Band n77 (3300 - 4200 MHz)
Band n78 (3300 - 3800 MHz)
Band n53 (2483.5 - 2495 MHz)
Band n90 (2496 - 2690 MHz)
Band n47 (5855 - 5925 MHz)
Validation band (0.0 - 6000.0 MHz)

Detailed Specification: Multiplexing Scheme: CP-OFDM
Modulation Scheme: QPSK
Subcarrier Spacing: 30 kHz
Number RBs: 1
Slot Format Index: 1
Data Type: PN9

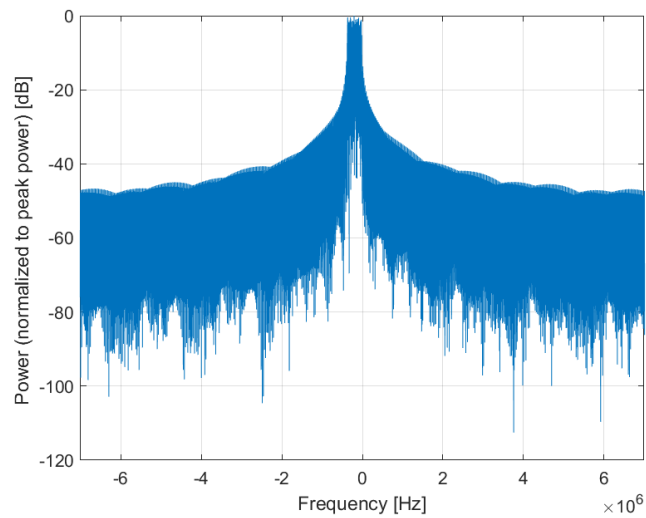
Bandwidth: 10.0 MHz
Integration Time: 10.0 ms

¹ PAR (0.1%) in accordance with FCC KDB 971168, Section 6.0 "Measurement of the Peak-to-Average Power Ratio (PAPR)"

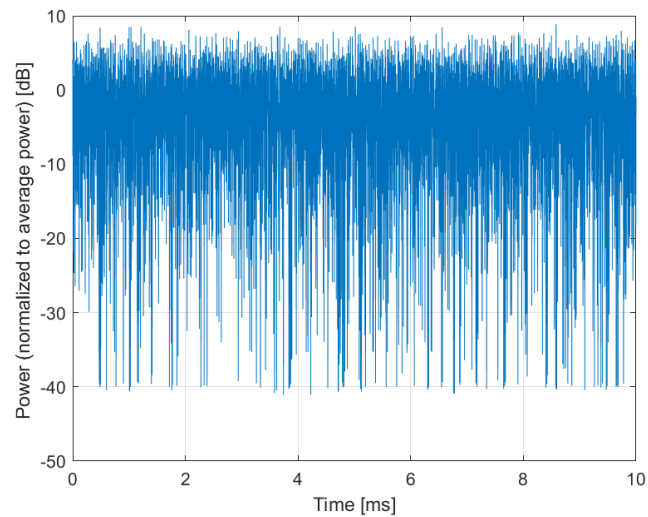
² Modulation Interference Factor (MIF) value valid only in conjunction with advanced probe response linearization calibration for the same communication system (same UID and version).



Complementary Cumulative Distribution Function (CCDF)



Frequency Domain



Time Domain

**Calibration Laboratory of
Schmid & Partner
Engineering AG**
Zeughausstrasse 43, 8004 Zurich, Switzerland

Name: **5G NR (CP-OFDM, 1 RB, 15 MHz, QPSK, 30 kHz)**

Group: 5G NR FR1 TDD
UID: 10793-AAD

PAR: ¹ **7.95 dB**
MIF: ² **-14.33 dB**

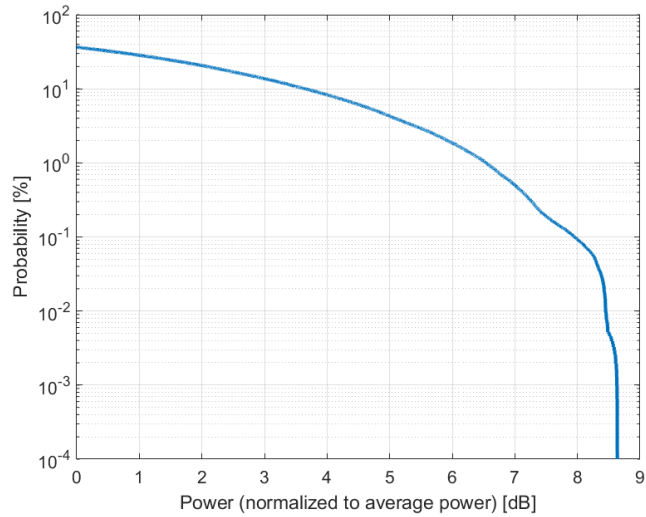
Standard Reference: SPEAG
Category: Random amplitude modulation
Modulation: QPSK
Frequency Band: Band n34 (2010 - 2025 MHz)
Band n38 (2570 - 2620 MHz)
Band n39 (1880 - 1920 MHz)
Band n40 (2300 - 2400 MHz)
Band n41 (2496 - 2690 MHz)
Band n48 (3550 - 3700 MHz)
Band n50 (1432 - 1517 MHz)
Band n77 (3300 - 4200 MHz)
Band n78 (3300 - 3800 MHz)
Band n90 (2496 - 2690 MHz)
Validation band (0.0 - 6000.0 MHz)

Detailed Specification: Multiplexing Scheme: CP-OFDM
Modulation Scheme: QPSK
Subcarrier Spacing: 30 kHz
Number RBs: 1
Slot Format Index: 1
Data Type: PN9

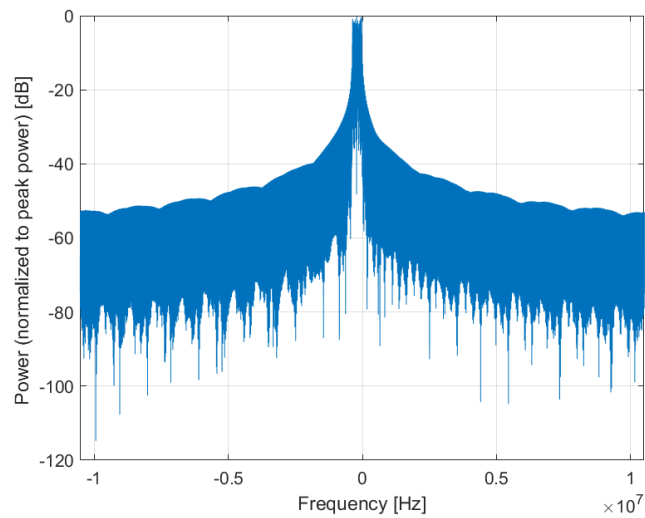
Bandwidth: 15.0 MHz
Integration Time: 10.0 ms

¹ PAR (0.1%) in accordance with FCC KDB 971168, Section 6.0 "Measurement of the Peak-to-Average Power Ratio (PAPR)"

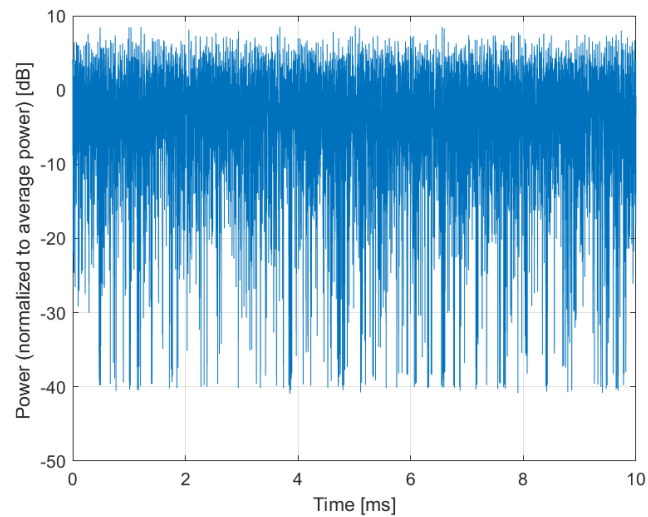
² Modulation Interference Factor (MIF) value valid only in conjunction with advanced probe response linearization calibration for the same communication system (same UID and version).



Complementary Cumulative Distribution Function (CCDF)



Frequency Domain



Time Domain

**Calibration Laboratory of
Schmid & Partner
Engineering AG**
Zeughausstrasse 43, 8004 Zurich, Switzerland

Name: **5G NR (CP-OFDM, 1 RB, 20 MHz, QPSK, 30 kHz)**

Group: 5G NR FR1 TDD
UID: 10794-AAD

PAR: ¹ **7.82 dB**
MIF: ² **-14.46 dB**

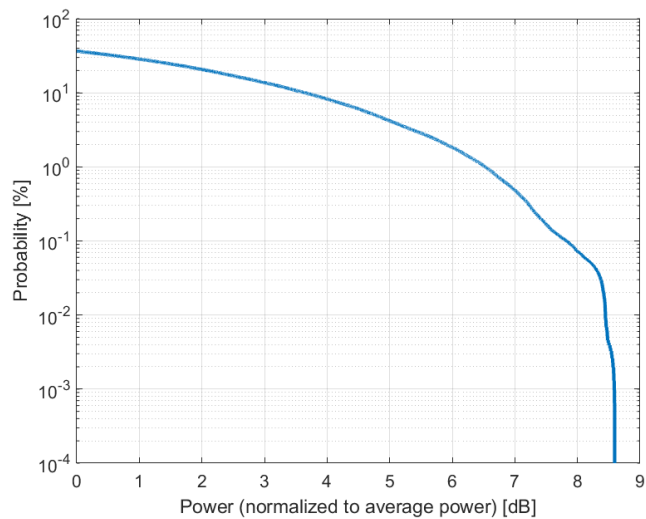
Standard Reference: SPEAG
Category: Random amplitude modulation
Modulation: QPSK
Frequency Band: Band n38 (2570 - 2620 MHz)
Band n39 (1880 - 1920 MHz)
Band n40 (2300 - 2400 MHz)
Band n41 (2496 - 2690 MHz)
Band n48 (3550 - 3700 MHz)
Band n50 (1432 - 1517 MHz)
Band n77 (3300 - 4200 MHz)
Band n78 (3300 - 3800 MHz)
Band n90 (2496 - 2690 MHz)
Band n47 (5855 - 5925 MHz)
Validation band (0.0 - 6000.0 MHz)

Detailed Specification: Multiplexing Scheme: CP-OFDM
Modulation Scheme: QPSK
Subcarrier Spacing: 30 kHz
Number RBs: 1
Slot Format Index: 1
Data Type: PN9

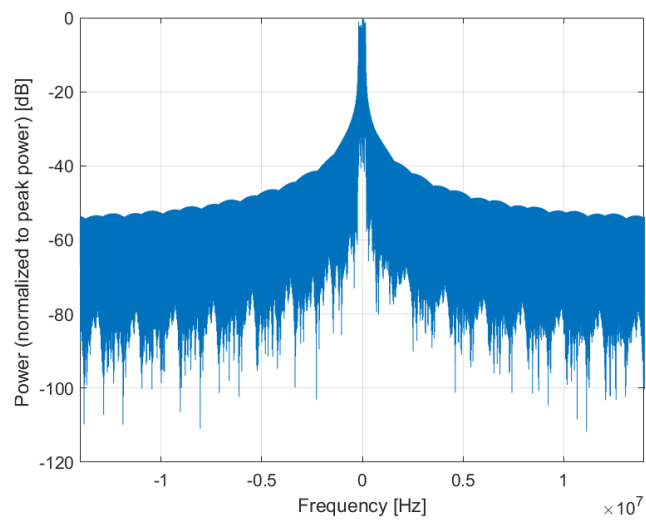
Bandwidth: 20.0 MHz
Integration Time: 10.0 ms

¹ PAR (0.1%) in accordance with FCC KDB 971168, Section 6.0 "Measurement of the Peak-to-Average Power Ratio (PAPR)"

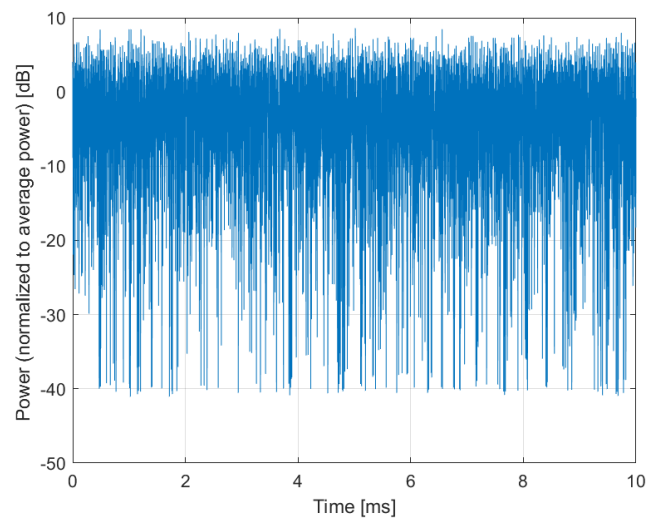
² Modulation Interference Factor (MIF) value valid only in conjunction with advanced probe response linearization calibration for the same communication system (same UID and version).



Complementary Cumulative Distribution Function (CCDF)



Frequency Domain



Time Domain

**Calibration Laboratory of
Schmid & Partner
Engineering AG**
Zeughausstrasse 43, 8004 Zurich, Switzerland

Name: **5G NR (CP-OFDM, 1 RB, 25 MHz, QPSK, 30 kHz)**

Group: 5G NR FR1 TDD
UID: 10795-AAD

PAR: ¹ **7.84 dB**
MIF: ² **-14.35 dB**

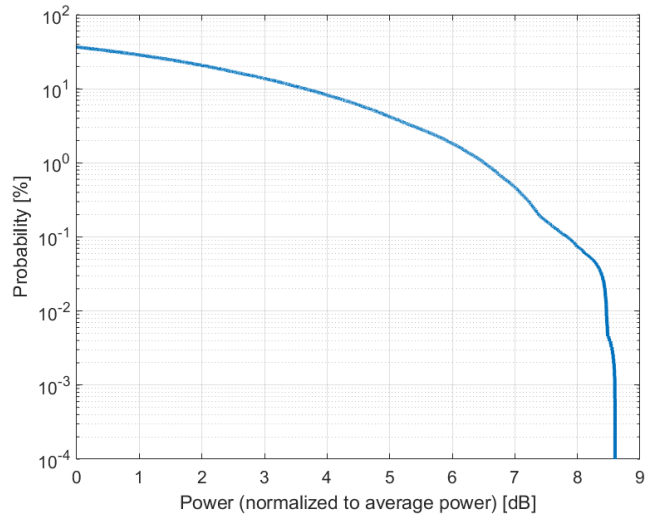
Standard Reference: SPEAG
Category: Random amplitude modulation
Modulation: QPSK
Frequency Band: Band n38 (2570 - 2620 MHz)
Band n39 (1880 - 1920 MHz)
Band n40 (2300 - 2400 MHz)
Band n77 (3300 - 4200 MHz)
Band n78 (3300 - 3800 MHz)
Validation band (0.0 - 6000.0 MHz)

Detailed Specification: Multiplexing Scheme: CP-OFDM
Modulation Scheme: QPSK
Subcarrier Spacing: 30 kHz
Number RBs: 1
Slot Format Index: 1
Data Type: PN9

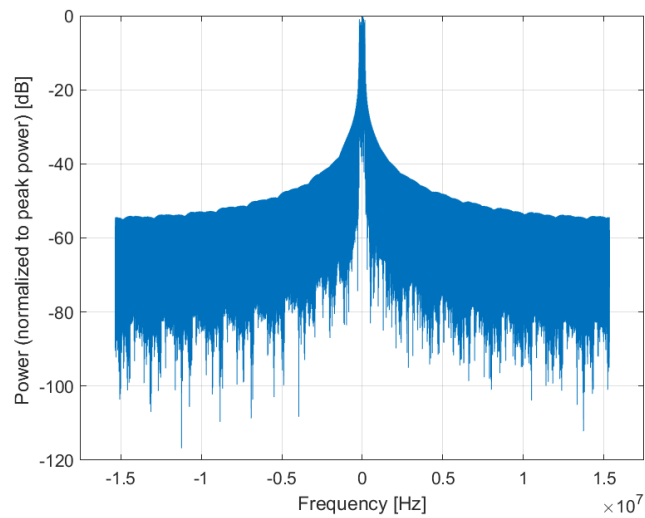
Bandwidth: 25.0 MHz
Integration Time: 10.0 ms

¹ PAR (0.1%) in accordance with FCC KDB 971168, Section 6.0 "Measurement of the Peak-to-Average Power Ratio (PAPR)"

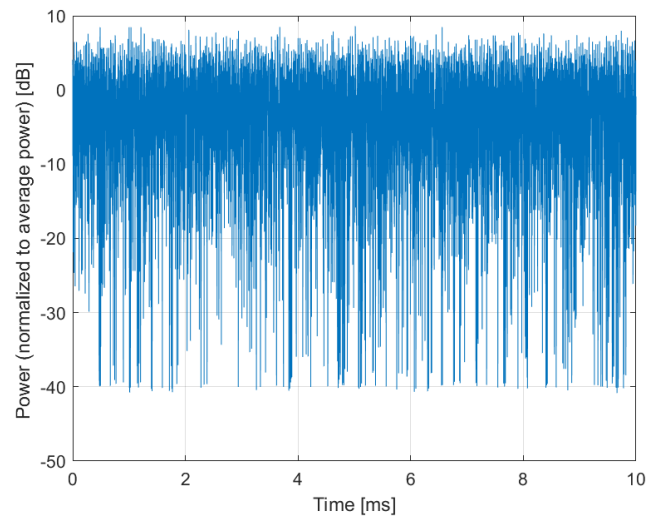
² Modulation Interference Factor (MIF) value valid only in conjunction with advanced probe response linearization calibration for the same communication system (same UID and version).



Complementary Cumulative Distribution Function (CCDF)



Frequency Domain



Time Domain

**Calibration Laboratory of
Schmid & Partner
Engineering AG**
Zeughausstrasse 43, 8004 Zurich, Switzerland

Name: **5G NR (CP-OFDM, 1 RB, 30 MHz, QPSK, 30 kHz)**

Group: 5G NR FR1 TDD
UID: 10796-AAD

PAR: ¹ **7.82 dB**
MIF: ² **-14.32 dB**

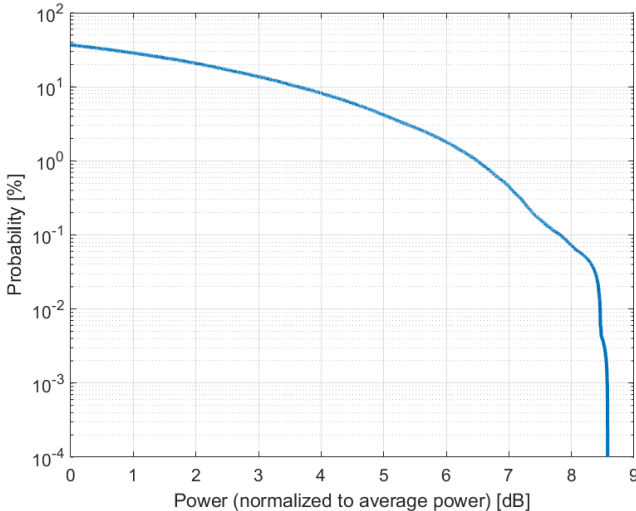
Standard Reference: SPEAG
Category: Random amplitude modulation
Modulation: QPSK
Frequency Band: Band n38 (2570 - 2620 MHz)
Band n39 (1880 - 1920 MHz)
Band n40 (2300 - 2400 MHz)
Band n41 (2496 - 2690 MHz)
Band n50 (1432 - 1517 MHz)
Band n77 (3300 - 4200 MHz)
Band n78 (3300 - 3800 MHz)
Band n90 (2496 - 2690 MHz)
Band n47 (5855 - 5925 MHz)
Validation band (0.0 - 6000.0 MHz)

Detailed Specification: Multiplexing Scheme: CP-OFDM
Modulation Scheme: QPSK
Subcarrier Spacing: 30 kHz
Number RBs: 1
Slot Format Index: 1
Data Type: PN9

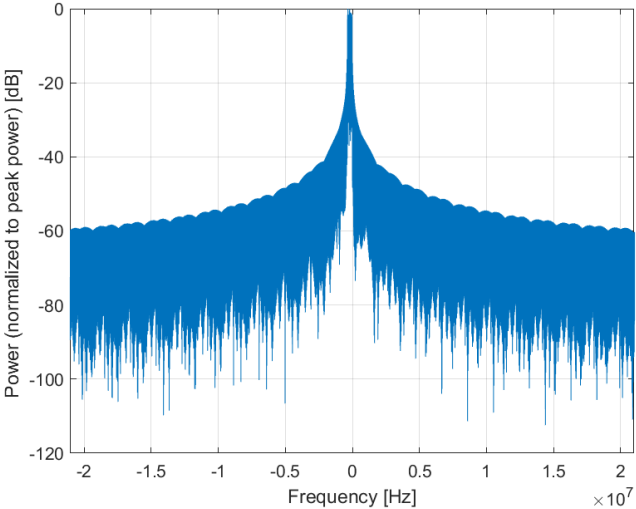
Bandwidth: 30.0 MHz
Integration Time: 10.0 ms

¹ PAR (0.1%) in accordance with FCC KDB 971168, Section 6.0 "Measurement of the Peak-to-Average Power Ratio (PAPR)"

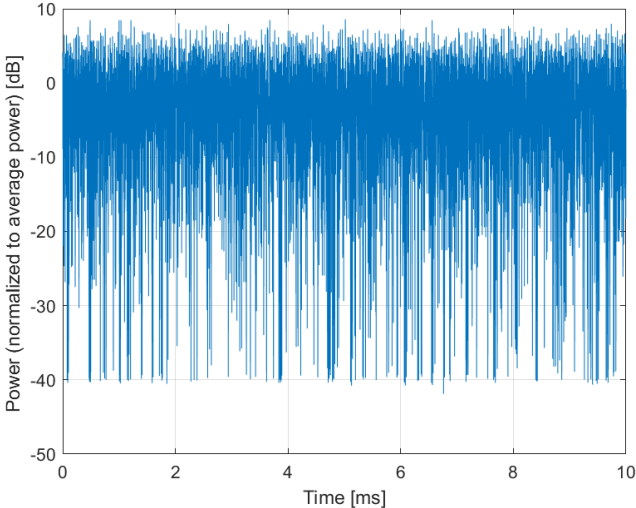
² Modulation Interference Factor (MIF) value valid only in conjunction with advanced probe response linearization calibration for the same communication system (same UID and version).



Complementary Cumulative Distribution Function (CCDF)



Frequency Domain



Time Domain

**Calibration Laboratory of
Schmid & Partner
Engineering AG**
Zeughausstrasse 43, 8004 Zurich, Switzerland

Name: **5G NR (CP-OFDM, 1 RB, 40 MHz, QPSK, 30 kHz)**

Group: 5G NR FR1 TDD
UID: 10797-AAD

PAR: ¹ **8.01 dB**
MIF: ² **-14.32 dB**

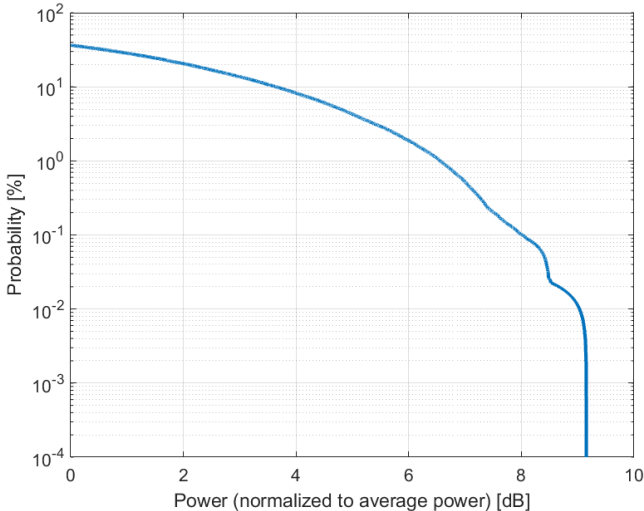
Standard Reference: SPEAG
Category: Random amplitude modulation
Modulation: QPSK
Frequency Band: Band n38 (2570 - 2620 MHz)
Band n39 (1880 - 1920 MHz)
Band n40 (2300 - 2400 MHz)
Band n41 (2496 - 2690 MHz)
Band n48 (3550 - 3700 MHz)
Band n50 (1432 - 1517 MHz)
Band n77 (3300 - 4200 MHz)
Band n78 (3300 - 3800 MHz)
Band n79 (4400 - 5000 MHz)
Band n90 (2496 - 2690 MHz)
Band n47 (5855 - 5925 MHz)
Validation band (0.0 - 6000.0 MHz)

Detailed Specification: Multiplexing Scheme: CP-OFDM
Modulation Scheme: QPSK
Subcarrier Spacing: 30 kHz
Number RBs: 1
Slot Format Index: 1
Data Type: PN9

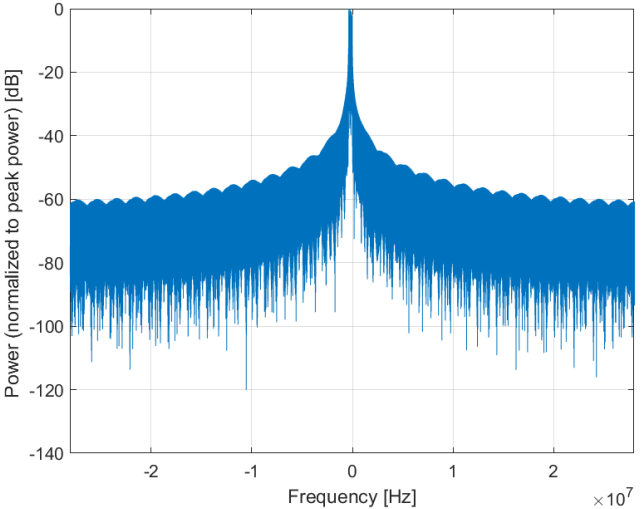
Bandwidth: 40.0 MHz
Integration Time: 10.0 ms

¹ PAR (0.1%) in accordance with FCC KDB 971168, Section 6.0 "Measurement of the Peak-to-Average Power Ratio (PAPR)"

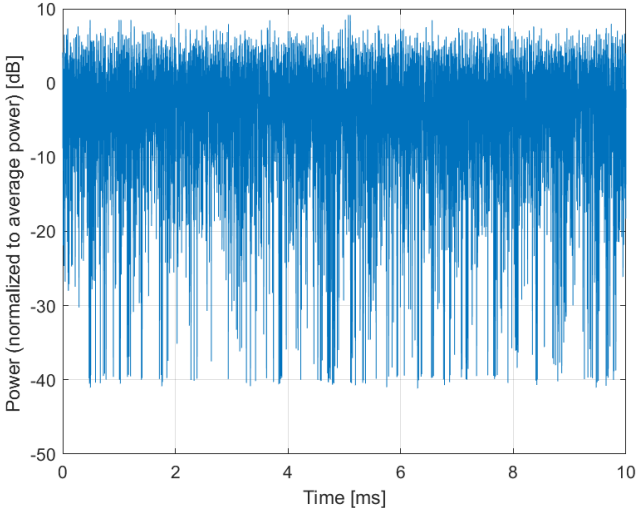
² Modulation Interference Factor (MIF) value valid only in conjunction with advanced probe response linearization calibration for the same communication system (same UID and version).



Complementary Cumulative Distribution Function (CCDF)



Frequency Domain



Time Domain

**Calibration Laboratory of
Schmid & Partner
Engineering AG**
Zeughausstrasse 43, 8004 Zurich, Switzerland

Name: **5G NR (CP-OFDM, 1 RB, 50 MHz, QPSK, 30 kHz)**

Group: 5G NR FR1 TDD
UID: 10798-AAD

PAR: ¹ **7.89 dB**
MIF: ² **-14.55 dB**

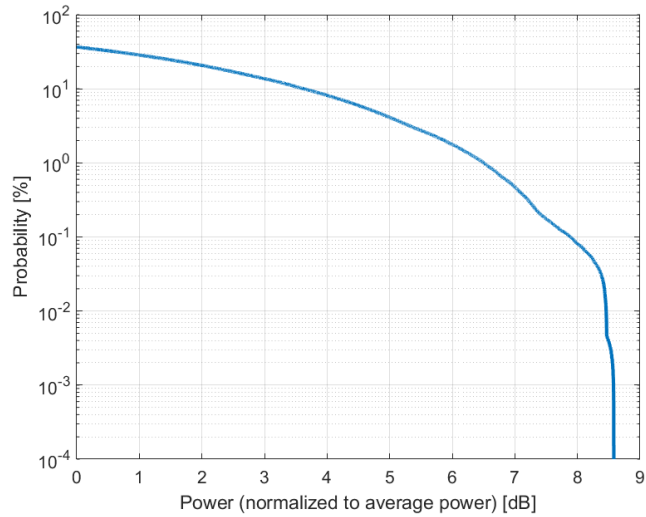
Standard Reference: SPEAG
Category: Random amplitude modulation
Modulation: QPSK
Frequency Band: Band n40 (2300 - 2400 MHz)
Band n41 (2496 - 2690 MHz)
Band n48 (3550 - 3700 MHz)
Band n50 (1432 - 1517 MHz)
Band n77 (3300 - 4200 MHz)
Band n78 (3300 - 3800 MHz)
Band n79 (4400 - 5000 MHz)
Band n90 (2496 - 2690 MHz)
Validation band (0.0 - 6000.0 MHz)

Detailed Specification: Multiplexing Scheme: CP-OFDM
Modulation Scheme: QPSK
Subcarrier Spacing: 30 kHz
Number RBs: 1
Slot Format Index: 1
Data Type: PN9

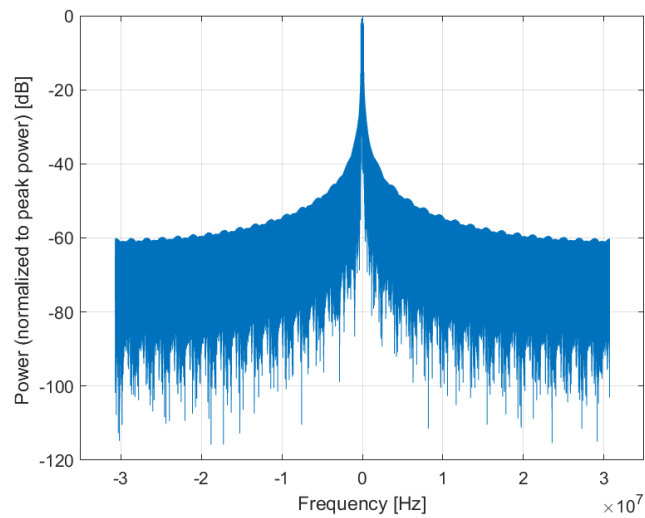
Bandwidth: 50.0 MHz
Integration Time: 10.0 ms

¹ PAR (0.1%) in accordance with FCC KDB 971168, Section 6.0 "Measurement of the Peak-to-Average Power Ratio (PAPR)"

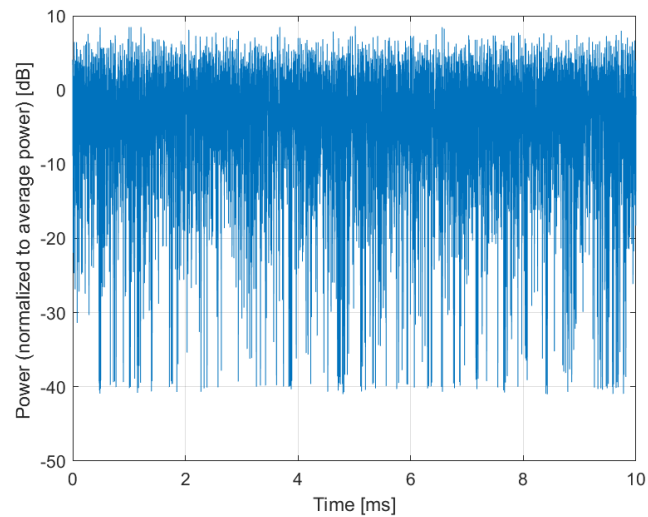
² Modulation Interference Factor (MIF) value valid only in conjunction with advanced probe response linearization calibration for the same communication system (same UID and version).



Complementary Cumulative Distribution Function (CCDF)



Frequency Domain



Time Domain

**Calibration Laboratory of
Schmid & Partner
Engineering AG**
Zeughausstrasse 43, 8004 Zurich, Switzerland

Name: **5G NR (CP-OFDM, 1 RB, 60 MHz, QPSK, 30 kHz)**

Group: 5G NR FR1 TDD
UID: 10799-AAD

PAR: ¹ **7.93 dB**
MIF: ² **-14.45 dB**

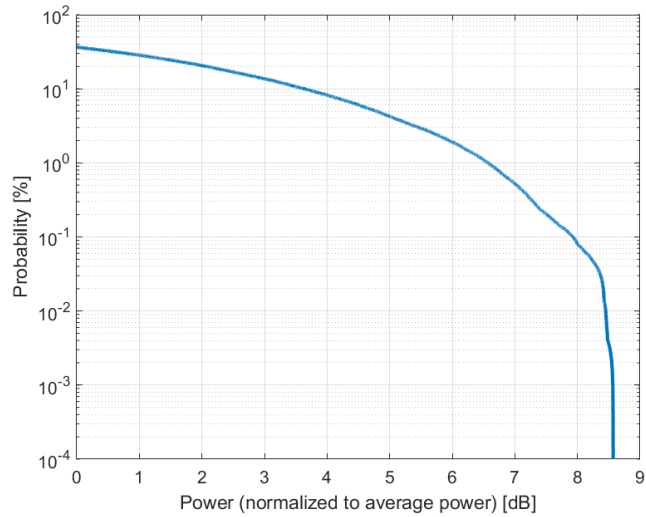
Standard Reference: SPEAG
Category: Random amplitude modulation
Modulation: QPSK
Frequency Band: Band n40 (2300 - 2400 MHz)
Band n41 (2496 - 2690 MHz)
Band n48 (3550 - 3700 MHz)
Band n50 (1432 - 1517 MHz)
Band n77 (3300 - 4200 MHz)
Band n78 (3300 - 3800 MHz)
Band n79 (4400 - 5000 MHz)
Band n90 (2496 - 2690 MHz)
Validation band (0.0 - 6000.0 MHz)

Detailed Specification: Multiplexing Scheme: CP-OFDM
Modulation Scheme: QPSK
Subcarrier Spacing: 30 kHz
Number RBs: 1
Slot Format Index: 1
Data Type: PN9

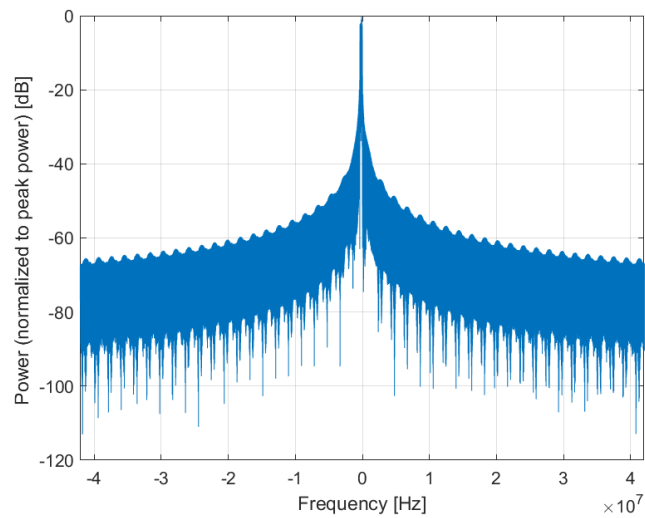
Bandwidth: 60.0 MHz
Integration Time: 10.0 ms

¹ PAR (0.1%) in accordance with FCC KDB 971168, Section 6.0 "Measurement of the Peak-to-Average Power Ratio (PAPR)"

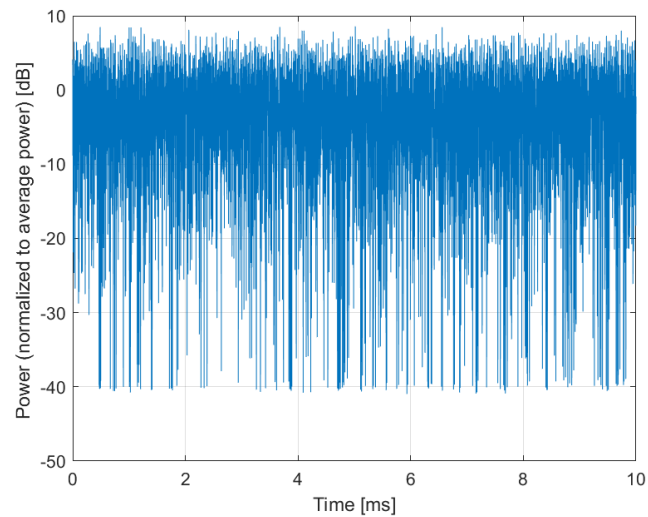
² Modulation Interference Factor (MIF) value valid only in conjunction with advanced probe response linearization calibration for the same communication system (same UID and version).



Complementary Cumulative Distribution Function (CCDF)



Frequency Domain



Time Domain

**Calibration Laboratory of
Schmid & Partner
Engineering AG**
Zeughausstrasse 43, 8004 Zurich, Switzerland

Name: **5G NR (CP-OFDM, 1 RB, 80 MHz, QPSK, 30 kHz)**

Group: 5G NR FR1 TDD
UID: 10801-AAD

PAR: ¹ **7.89 dB**
MIF: ² **-14.47 dB**

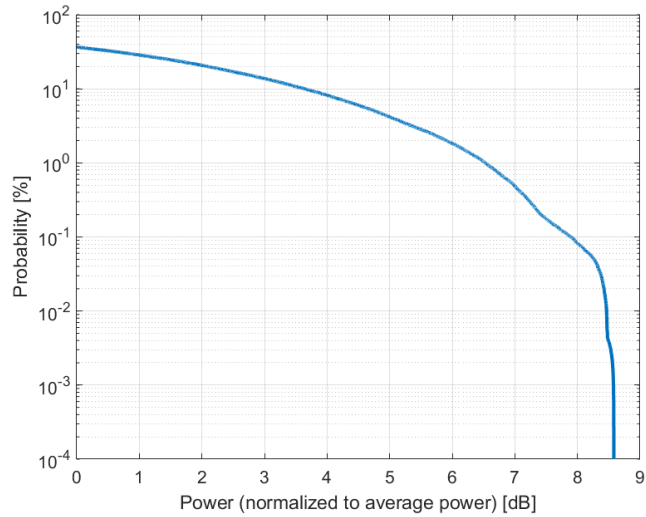
Standard Reference: SPEAG
Category: Random amplitude modulation
Modulation: QPSK
Frequency Band: Band n40 (2300 - 2400 MHz)
Band n41 (2496 - 2690 MHz)
Band n48 (3550 - 3700 MHz)
Band n50 (1432 - 1517 MHz)
Band n77 (3300 - 4200 MHz)
Band n78 (3300 - 3800 MHz)
Band n79 (4400 - 5000 MHz)
Band n90 (2496 - 2690 MHz)
Validation band (0.0 - 6000.0 MHz)

Detailed Specification: Multiplexing Scheme: CP-OFDM
Modulation Scheme: QPSK
Subcarrier Spacing: 30 kHz
Number RBs: 1
Slot Format Index: 1
Data Type: PN9

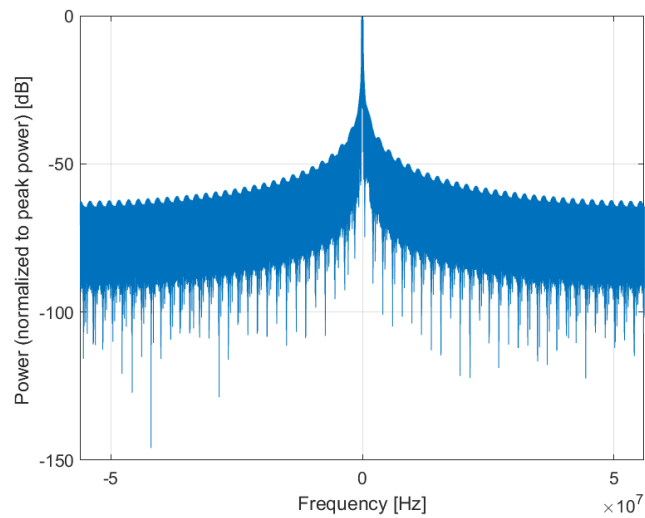
Bandwidth: 80.0 MHz
Integration Time: 10.0 ms

¹ PAR (0.1%) in accordance with FCC KDB 971168, Section 6.0 "Measurement of the Peak-to-Average Power Ratio (PAPR)"

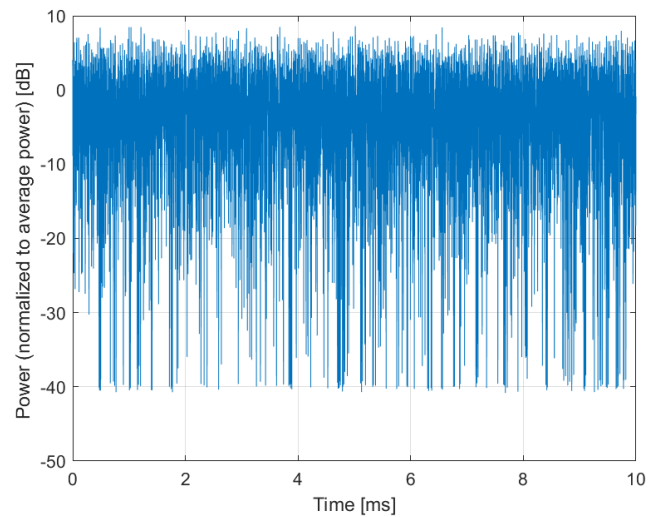
² Modulation Interference Factor (MIF) value valid only in conjunction with advanced probe response linearization calibration for the same communication system (same UID and version).



Complementary Cumulative Distribution Function (CCDF)



Frequency Domain



Time Domain

**Calibration Laboratory of
Schmid & Partner
Engineering AG**
Zeughausstrasse 43, 8004 Zurich, Switzerland

Name: **5G NR (CP-OFDM, 1 RB, 90 MHz, QPSK, 30 kHz)**

Group: 5G NR FR1 TDD
UID: 10802-AAD

PAR: ¹ **7.87 dB**
MIF: ² **-14.43 dB**

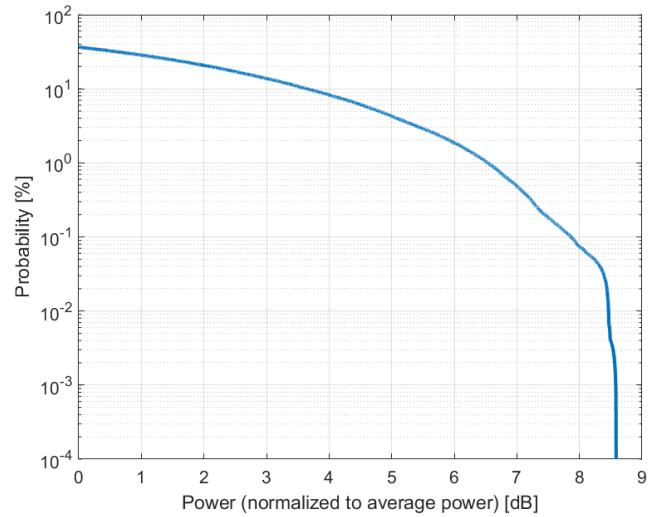
Standard Reference: SPEAG
Category: Random amplitude modulation
Modulation: QPSK
Frequency Band: Band n41 (2496 - 2690 MHz)
Band n48 (3550 - 3700 MHz)
Band n77 (3300 - 4200 MHz)
Band n78 (3300 - 3800 MHz)
Band n90 (2496 - 2690 MHz)
Validation band (0.0 - 6000.0 MHz)

Detailed Specification: Multiplexing Scheme: CP-OFDM
Modulation Scheme: QPSK
Subcarrier Spacing: 30 kHz
Number RBs: 1
Slot Format Index: 1
Data Type: PN9

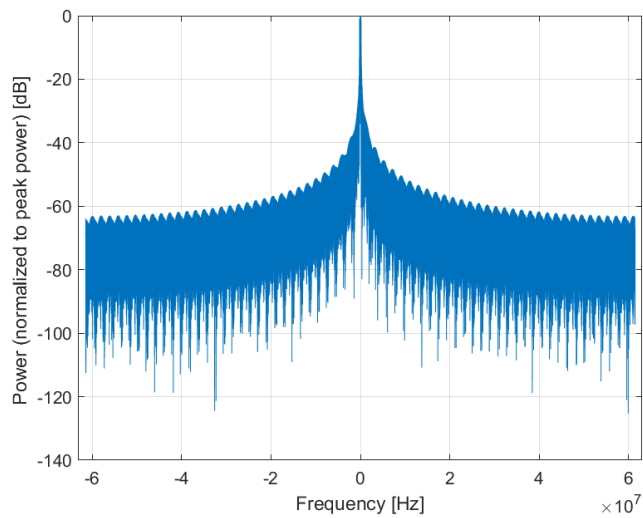
Bandwidth: 90.0 MHz
Integration Time: 10.0 ms

¹ PAR (0.1%) in accordance with FCC KDB 971168, Section 6.0 "Measurement of the Peak-to-Average Power Ratio (PAPR)"

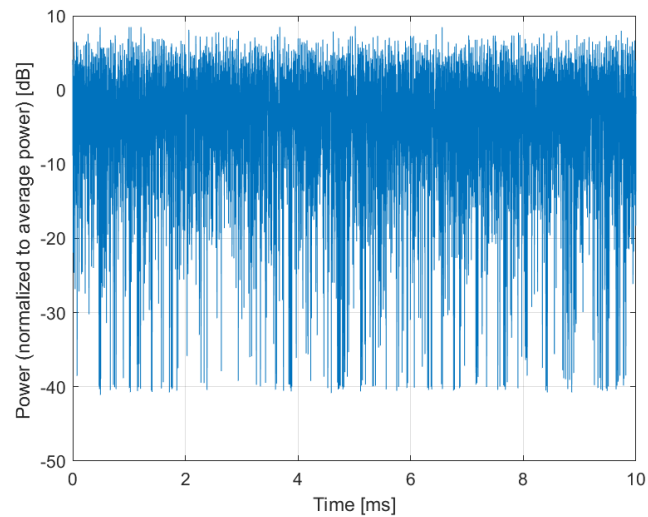
² Modulation Interference Factor (MIF) value valid only in conjunction with advanced probe response linearization calibration for the same communication system (same UID and version).



Complementary Cumulative Distribution Function (CCDF)



Frequency Domain



Time Domain

**Calibration Laboratory of
Schmid & Partner
Engineering AG**
Zeughausstrasse 43, 8004 Zurich, Switzerland

Name: **5G NR (CP-OFDM, 1 RB, 100 MHz, QPSK, 30 kHz)**

Group: 5G NR FR1 TDD
UID: 10803-AAD

PAR: ¹ **7.93 dB**
MIF: ² **-14.38 dB**

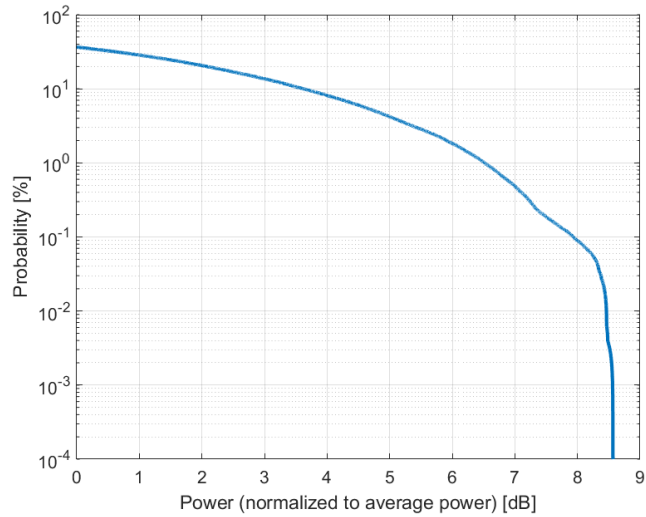
Standard Reference: SPEAG
Category: Random amplitude modulation
Modulation: QPSK
Frequency Band: Band n41 (2496 - 2690 MHz)
Band n48 (3550 - 3700 MHz)
Band n77 (3300 - 4200 MHz)
Band n78 (3300 - 3800 MHz)
Band n79 (4400 - 5000 MHz)
Band n90 (2496 - 2690 MHz)
Validation band (0.0 - 6000.0 MHz)

Detailed Specification: Multiplexing Scheme: CP-OFDM
Modulation Scheme: QPSK
Subcarrier Spacing: 30 kHz
Number RBs: 1
Slot Format Index: 1
Data Type: PN9

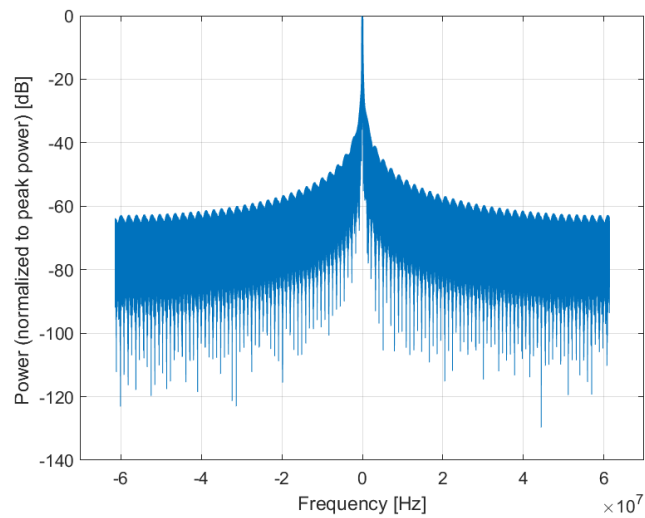
Bandwidth: 100.0 MHz
Integration Time: 10.0 ms

¹ PAR (0.1%) in accordance with FCC KDB 971168, Section 6.0 "Measurement of the Peak-to-Average Power Ratio (PAPR)"

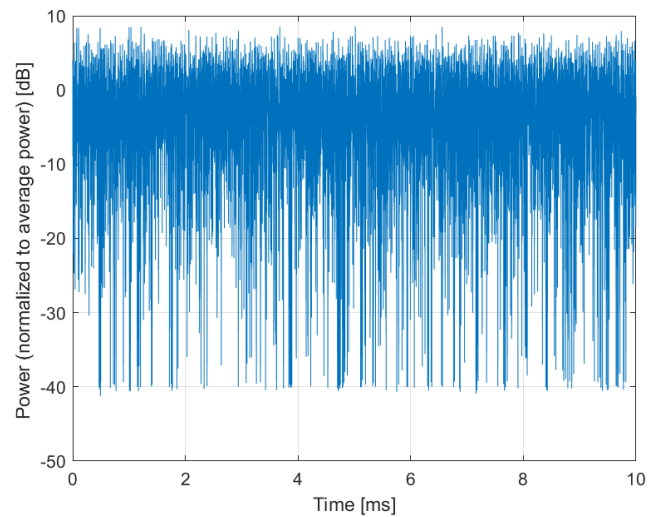
² Modulation Interference Factor (MIF) value valid only in conjunction with advanced probe response linearization calibration for the same communication system (same UID and version).



Complementary Cumulative Distribution Function (CCDF)



Frequency Domain



Time Domain

**Calibration Laboratory of
Schmid & Partner
Engineering AG**
Zeughausstrasse 43, 8004 Zurich, Switzerland

Name: **5G NR (CP-OFDM, 50% RB, 10 MHz, QPSK, 30 kHz)**

Group: 5G NR FR1 TDD
UID: 10805-AAD

PAR: ¹ **8.34 dB**
MIF: ² **-19.83 dB**

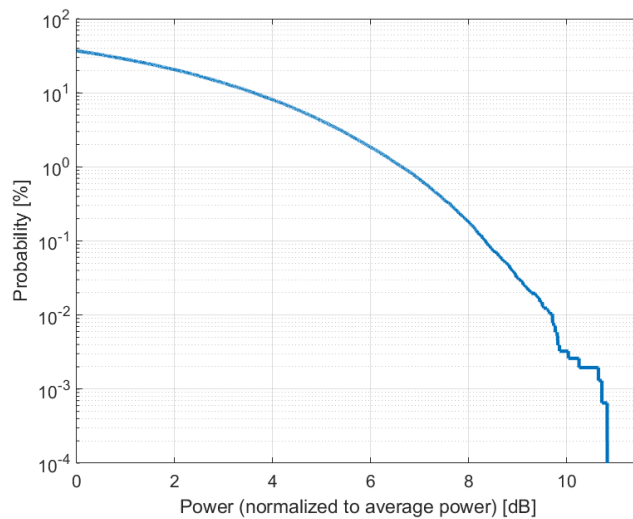
Standard Reference: SPEAG
Category: Random amplitude modulation
Modulation: QPSK
Frequency Band: Band n34 (2010 - 2025 MHz)
Band n38 (2570 - 2620 MHz)
Band n39 (1880 - 1920 MHz)
Band n40 (2300 - 2400 MHz)
Band n41 (2496 - 2690 MHz)
Band n48 (3550 - 3700 MHz)
Band n50 (1432 - 1517 MHz)
Band n77 (3300 - 4200 MHz)
Band n78 (3300 - 3800 MHz)
Band n53 (2483.5 - 2495 MHz)
Band n90 (2496 - 2690 MHz)
Band n47 (5855 - 5925 MHz)
Validation band (0.0 - 6000.0 MHz)

Detailed Specification: Multiplexing Scheme: CP-OFDM
Modulation Scheme: QPSK
Subcarrier Spacing: 30 kHz
Number RBs: 12
Slot Format Index: 1
Data Type: PN9

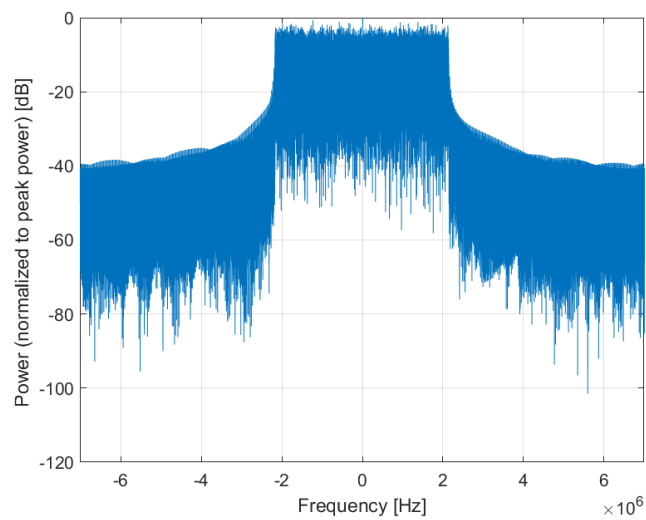
Bandwidth: 10.0 MHz
Integration Time: 10.0 ms

¹ PAR (0.1%) in accordance with FCC KDB 971168, Section 6.0 "Measurement of the Peak-to-Average Power Ratio (PAPR)"

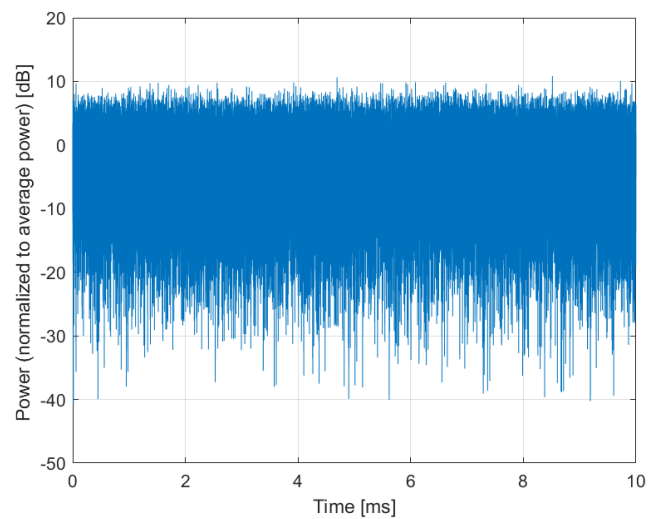
² Modulation Interference Factor (MIF) value valid only in conjunction with advanced probe response linearization calibration for the same communication system (same UID and version).



Complementary Cumulative Distribution Function (CCDF)



Frequency Domain



Time Domain

**Calibration Laboratory of
Schmid & Partner
Engineering AG**
Zeughausstrasse 43, 8004 Zurich, Switzerland

Name: **5G NR (CP-OFDM, 50% RB, 15 MHz, QPSK, 30 kHz)**

Group: 5G NR FR1 TDD
UID: 10806-AAD

PAR: ¹ **8.37 dB**
MIF: ² **-20.22 dB**

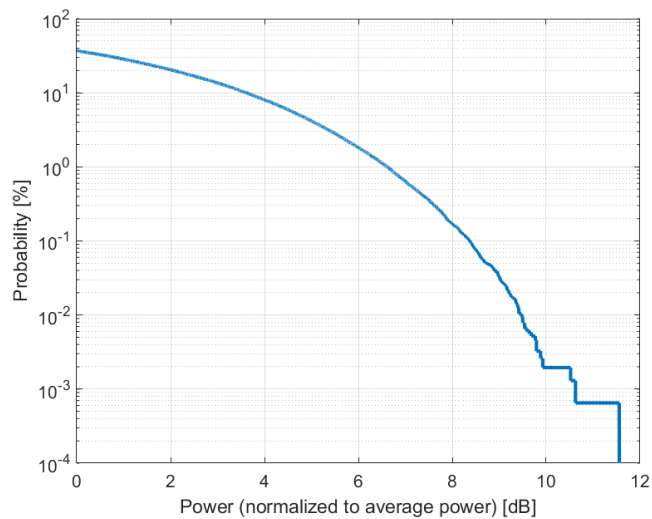
Standard Reference: SPEAG
Category: Random amplitude modulation
Modulation: QPSK
Frequency Band: Band n34 (2010 - 2025 MHz)
Band n38 (2570 - 2620 MHz)
Band n39 (1880 - 1920 MHz)
Band n40 (2300 - 2400 MHz)
Band n41 (2496 - 2690 MHz)
Band n48 (3550 - 3700 MHz)
Band n50 (1432 - 1517 MHz)
Band n77 (3300 - 4200 MHz)
Band n78 (3300 - 3800 MHz)
Band n90 (2496 - 2690 MHz)
Validation band (0.0 - 6000.0 MHz)

Detailed Specification: Multiplexing Scheme: CP-OFDM
Modulation Scheme: QPSK
Subcarrier Spacing: 30 kHz
Number RBs: 19
Slot Format Index: 1
Data Type: PN9

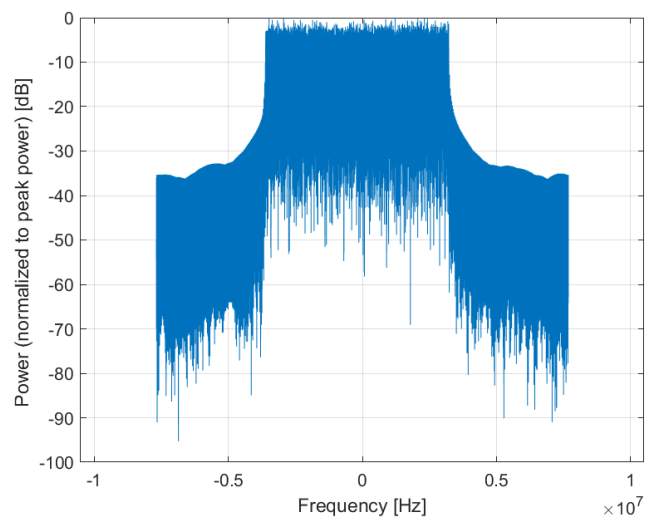
Bandwidth: 15.0 MHz
Integration Time: 10.0 ms

¹ PAR (0.1%) in accordance with FCC KDB 971168, Section 6.0 "Measurement of the Peak-to-Average Power Ratio (PAPR)"

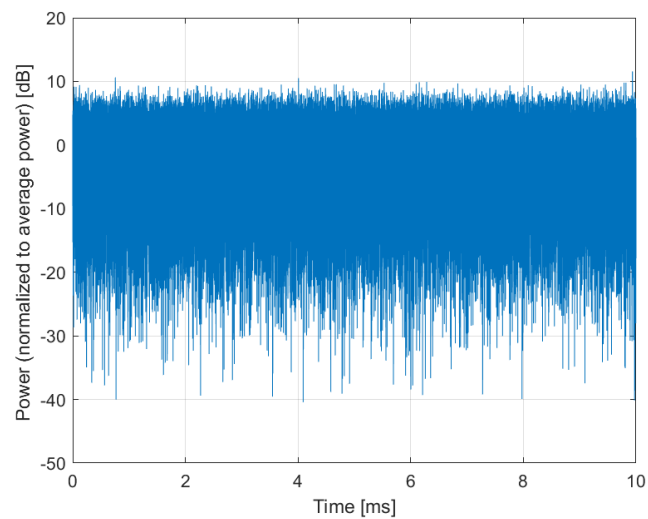
² Modulation Interference Factor (MIF) value valid only in conjunction with advanced probe response linearization calibration for the same communication system (same UID and version).



Complementary Cumulative Distribution Function (CCDF)



Frequency Domain



Time Domain

**Calibration Laboratory of
Schmid & Partner
Engineering AG**
Zeughausstrasse 43, 8004 Zurich, Switzerland

Name: **5G NR (CP-OFDM, 50% RB, 30 MHz, QPSK, 30 kHz)**

Group: 5G NR FR1 TDD
UID: 10809-AAD

PAR: ¹ **8.34 dB**
MIF: ² **-21.62 dB**

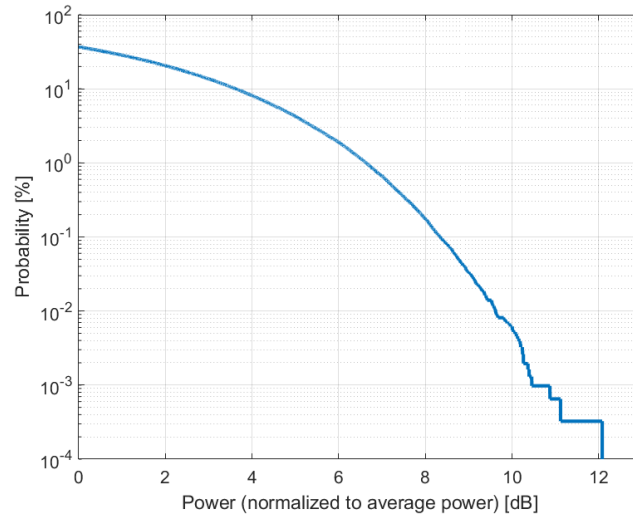
Standard Reference: SPEAG
Category: Random amplitude modulation
Modulation: QPSK
Frequency Band: Band n38 (2570 - 2620 MHz)
Band n39 (1880 - 1920 MHz)
Band n40 (2300 - 2400 MHz)
Band n41 (2496 - 2690 MHz)
Band n50 (1432 - 1517 MHz)
Band n77 (3300 - 4200 MHz)
Band n78 (3300 - 3800 MHz)
Band n90 (2496 - 2690 MHz)
Band n47 (5855 - 5925 MHz)
Validation band (0.0 - 6000.0 MHz)

Detailed Specification: Multiplexing Scheme: CP-OFDM
Modulation Scheme: QPSK
Subcarrier Spacing: 30 kHz
Number RBs: 39
Slot Format Index: 1
Data Type: PN9

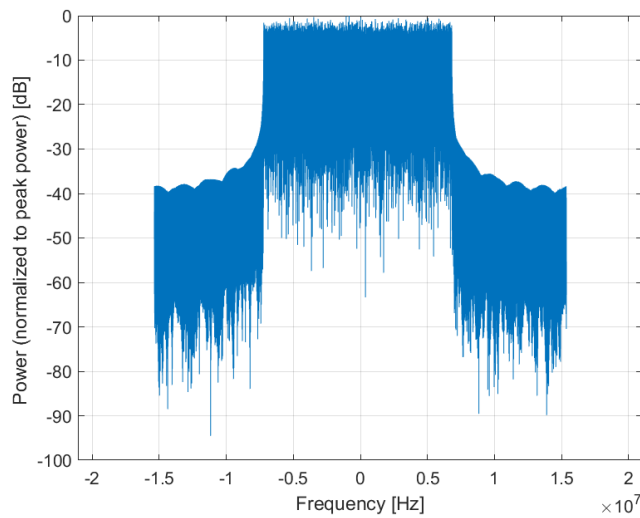
Bandwidth: 30.0 MHz
Integration Time: 10.0 ms

¹ PAR (0.1%) in accordance with FCC KDB 971168, Section 6.0 "Measurement of the Peak-to-Average Power Ratio (PAPR)"

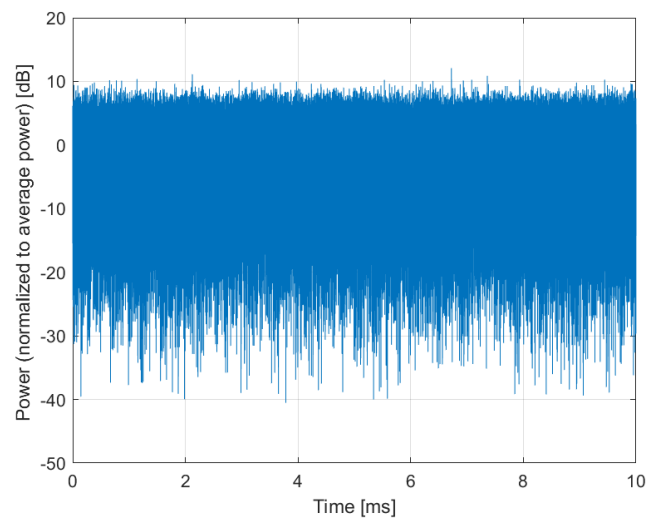
² Modulation Interference Factor (MIF) value valid only in conjunction with advanced probe response linearization calibration for the same communication system (same UID and version).



Complementary Cumulative Distribution Function (CCDF)



Frequency Domain



Time Domain

**Calibration Laboratory of
Schmid & Partner
Engineering AG**
Zeughausstrasse 43, 8004 Zurich, Switzerland

Name: **5G NR (CP-OFDM, 50% RB, 40 MHz, QPSK, 30 kHz)**

Group: 5G NR FR1 TDD
UID: 10810-AAD

PAR: ¹ **8.34 dB**
MIF: ² **-22.06 dB**

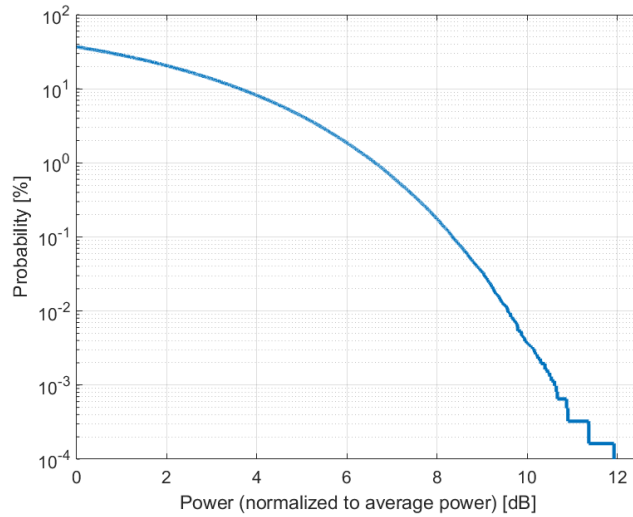
Standard Reference: SPEAG
Category: Random amplitude modulation
Modulation: QPSK
Frequency Band: Band n38 (2570 - 2620 MHz)
Band n39 (1880 - 1920 MHz)
Band n40 (2300 - 2400 MHz)
Band n41 (2496 - 2690 MHz)
Band n48 (3550 - 3700 MHz)
Band n50 (1432 - 1517 MHz)
Band n77 (3300 - 4200 MHz)
Band n78 (3300 - 3800 MHz)
Band n79 (4400 - 5000 MHz)
Band n90 (2496 - 2690 MHz)
Band n47 (5855 - 5925 MHz)
Validation band (0.0 - 6000.0 MHz)

Detailed Specification: Multiplexing Scheme: CP-OFDM
Modulation Scheme: QPSK
Subcarrier Spacing: 30 kHz
Number RBs: 53
Slot Format Index: 1
Data Type: PN9

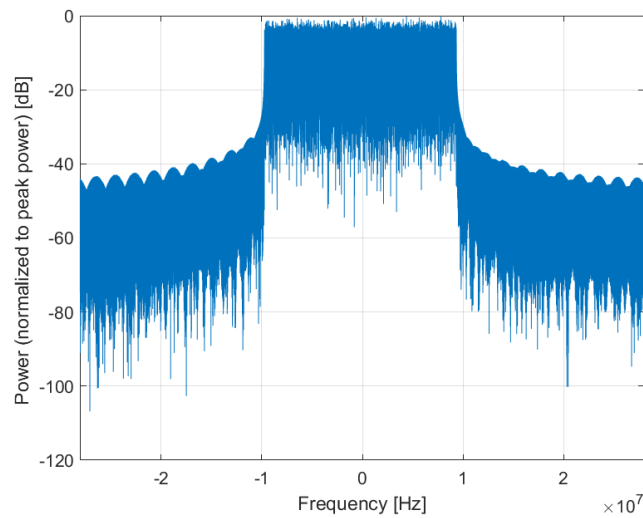
Bandwidth: 40.0 MHz
Integration Time: 10.0 ms

¹ PAR (0.1%) in accordance with FCC KDB 971168, Section 6.0 "Measurement of the Peak-to-Average Power Ratio (PAPR)"

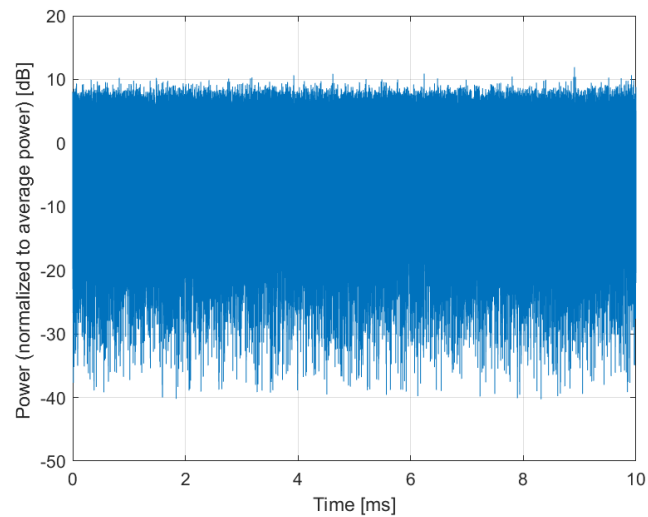
² Modulation Interference Factor (MIF) value valid only in conjunction with advanced probe response linearization calibration for the same communication system (same UID and version).



Complementary Cumulative Distribution Function (CCDF)



Frequency Domain



Time Domain

**Calibration Laboratory of
Schmid & Partner
Engineering AG**
Zeughausstrasse 43, 8004 Zurich, Switzerland

Name: **5G NR (CP-OFDM, 50% RB, 60 MHz, QPSK, 30 kHz)**

Group: 5G NR FR1 TDD
UID: 10812-AAD

PAR: ¹ **8.35 dB**
MIF: ² **-24.16 dB**

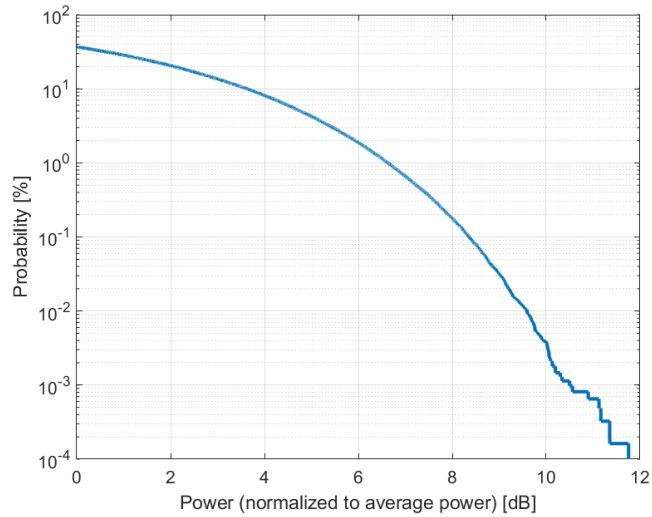
Standard Reference: SPEAG
Category: Random amplitude modulation
Modulation: QPSK
Frequency Band: Band n40 (2300 - 2400 MHz)
Band n41 (2496 - 2690 MHz)
Band n48 (3550 - 3700 MHz)
Band n50 (1432 - 1517 MHz)
Band n77 (3300 - 4200 MHz)
Band n78 (3300 - 3800 MHz)
Band n79 (4400 - 5000 MHz)
Band n90 (2496 - 2690 MHz)
Validation band (0.0 - 6000.0 MHz)

Detailed Specification: Multiplexing Scheme: CP-OFDM
Modulation Scheme: QPSK
Subcarrier Spacing: 30 kHz
Number RBs: 81
Slot Format Index: 1
Data Type: PN9

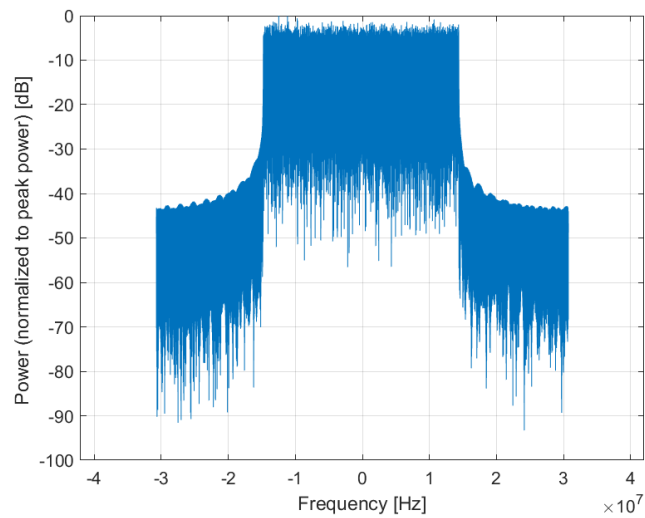
Bandwidth: 60.0 MHz
Integration Time: 10.0 ms

¹ PAR (0.1%) in accordance with FCC KDB 971168, Section 6.0 "Measurement of the Peak-to-Average Power Ratio (PAPR)"

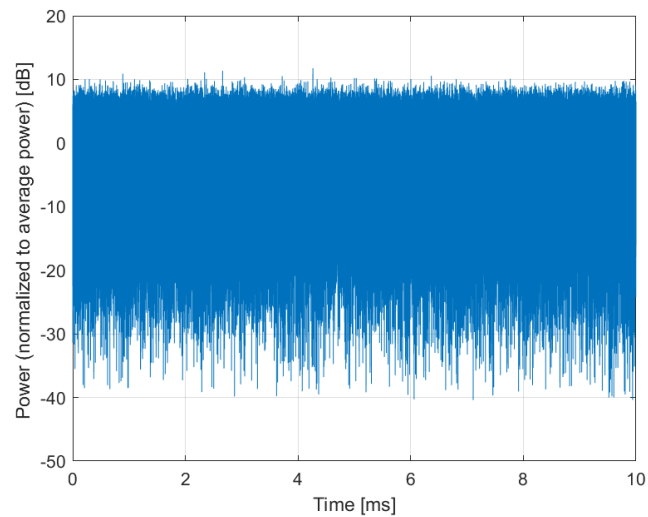
² Modulation Interference Factor (MIF) value valid only in conjunction with advanced probe response linearization calibration for the same communication system (same UID and version).



Complementary Cumulative Distribution Function (CCDF)



Frequency Domain



Time Domain

**Calibration Laboratory of
Schmid & Partner
Engineering AG**
Zeughausstrasse 43, 8004 Zurich, Switzerland

Name: **5G NR (CP-OFDM, 100% RB, 5 MHz, QPSK, 30 kHz)**

Group: 5G NR FR1 TDD
UID: 10817-AAE

PAR: ¹ **8.35 dB**
MIF: ² **-19.61 dB**

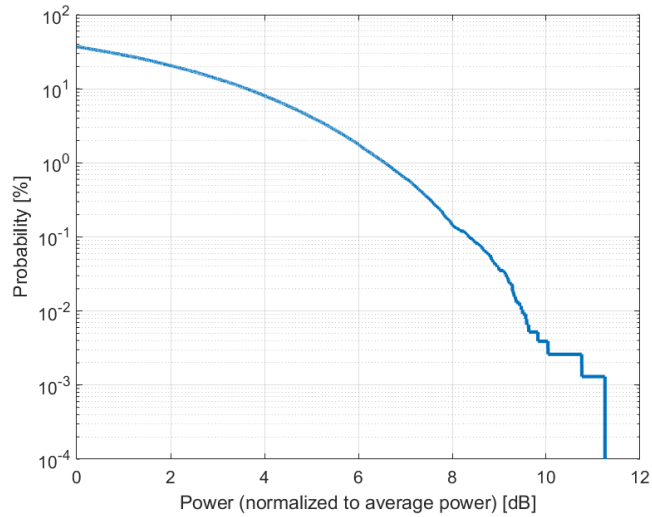
Standard Reference: SPEAG
Category: Random amplitude modulation
Modulation: QPSK
Frequency Band: Band n34 (2010 - 2025 MHz)
Band n38 (2570 - 2620 MHz)
Band n39 (1880 - 1920 MHz)
Band n40 (2300 - 2400 MHz)
Band n48 (3550 - 3700 MHz)
Band n50 (1432 - 1517 MHz)
Band n51 (1427 - 1432 MHz)
Band n53 (2483.5 - 2495 MHz)
Validation band (0.0 - 6000.0 MHz)

Detailed Specification: Multiplexing Scheme: CP-OFDM
Modulation Scheme: QPSK
Subcarrier Spacing: 30 kHz
Number RBs: 11
Slot Format Index: 1
Data Type: PN9

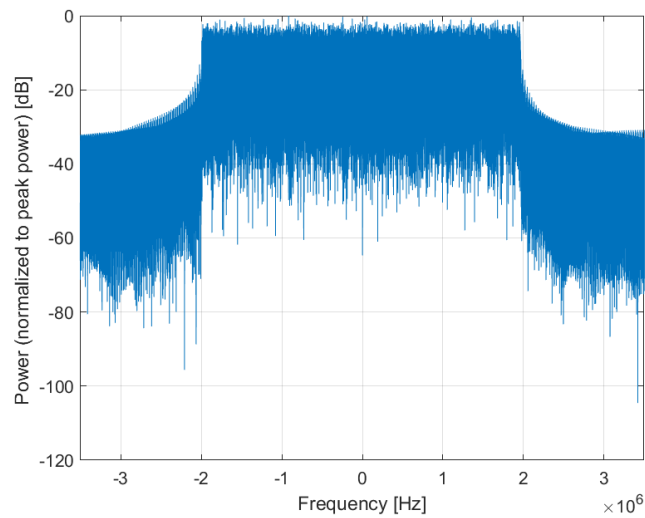
Bandwidth: 5.0 MHz
Integration Time: 10.0 ms

¹ PAR (0.1%) in accordance with FCC KDB 971168, Section 6.0 "Measurement of the Peak-to-Average Power Ratio (PAPR)"

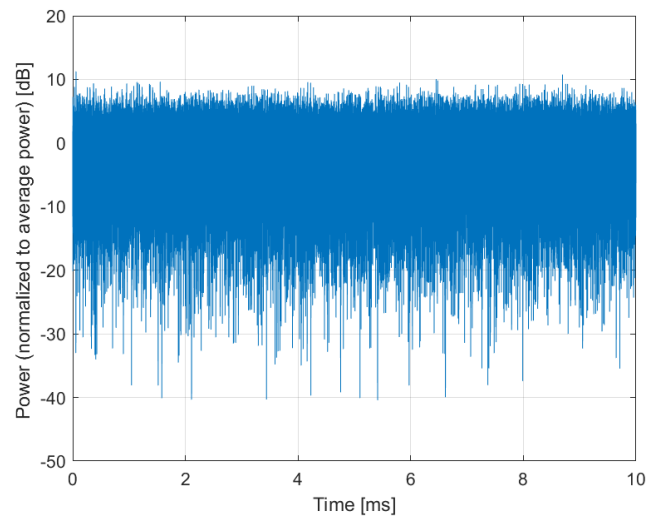
² Modulation Interference Factor (MIF) value valid only in conjunction with advanced probe response linearization calibration for the same communication system (same UID and version).



Complementary Cumulative Distribution Function (CCDF)



Frequency Domain



Time Domain

**Calibration Laboratory of
Schmid & Partner
Engineering AG**
Zeughausstrasse 43, 8004 Zurich, Switzerland

Name: **5G NR (CP-OFDM, 100% RB, 10 MHz, QPSK, 30 kHz)**

Group: 5G NR FR1 TDD
UID: 10818-AAD

PAR: ¹ **8.34 dB**
MIF: ² **-21.28 dB**

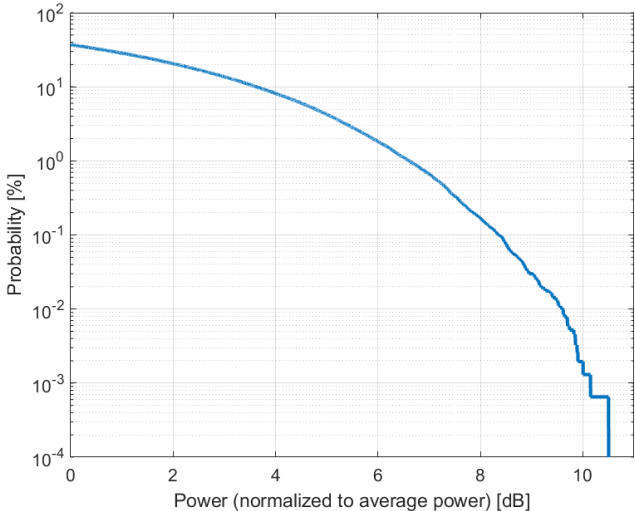
Standard Reference: SPEAG
Category: Random amplitude modulation
Modulation: QPSK
Frequency Band: Band n34 (2010 - 2025 MHz)
Band n38 (2570 - 2620 MHz)
Band n39 (1880 - 1920 MHz)
Band n40 (2300 - 2400 MHz)
Band n41 (2496 - 2690 MHz)
Band n48 (3550 - 3700 MHz)
Band n50 (1432 - 1517 MHz)
Band n77 (3300 - 4200 MHz)
Band n78 (3300 - 3800 MHz)
Band n53 (2483.5 - 2495 MHz)
Band n90 (2496 - 2690 MHz)
Band n47 (5855 - 5925 MHz)
Validation band (0.0 - 6000.0 MHz)

Detailed Specification: Multiplexing Scheme: CP-OFDM
Modulation Scheme: QPSK
Subcarrier Spacing: 30 kHz
Number RBs: 24
Slot Format Index: 1
Data Type: PN9

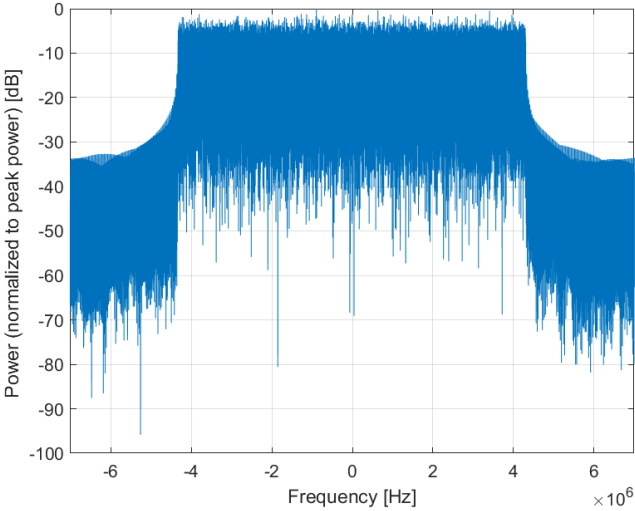
Bandwidth: 10.0 MHz
Integration Time: 10.0 ms

¹ PAR (0.1%) in accordance with FCC KDB 971168, Section 6.0 "Measurement of the Peak-to-Average Power Ratio (PAPR)"

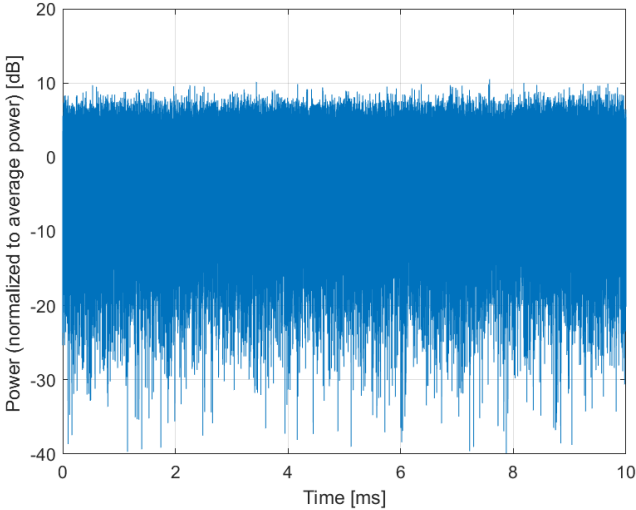
² Modulation Interference Factor (MIF) value valid only in conjunction with advanced probe response linearization calibration for the same communication system (same UID and version).



Complementary Cumulative Distribution Function (CCDF)



Frequency Domain



Time Domain

**Calibration Laboratory of
Schmid & Partner
Engineering AG**
Zeughausstrasse 43, 8004 Zurich, Switzerland

Name: **5G NR (CP-OFDM, 100% RB, 15 MHz, QPSK, 30 kHz)**

Group: 5G NR FR1 TDD
UID: 10819-AAD

PAR: ¹ **8.33 dB**
MIF: ² **-22.12 dB**

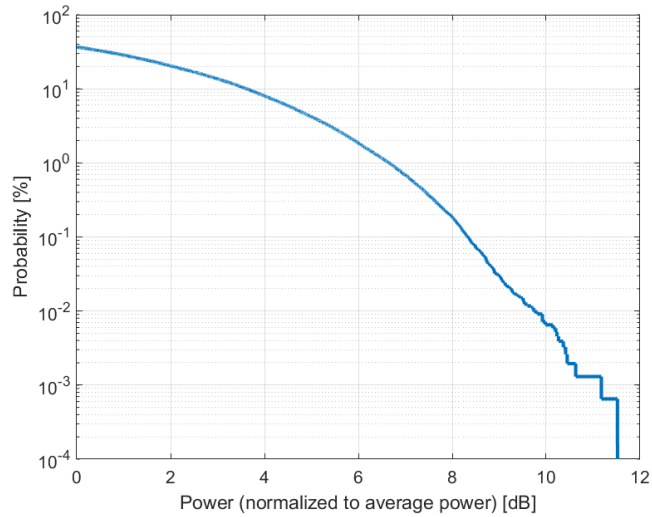
Standard Reference: SPEAG
Category: Random amplitude modulation
Modulation: QPSK
Frequency Band: Band n34 (2010 - 2025 MHz)
Band n38 (2570 - 2620 MHz)
Band n39 (1880 - 1920 MHz)
Band n40 (2300 - 2400 MHz)
Band n41 (2496 - 2690 MHz)
Band n48 (3550 - 3700 MHz)
Band n50 (1432 - 1517 MHz)
Band n77 (3300 - 4200 MHz)
Band n78 (3300 - 3800 MHz)
Band n90 (2496 - 2690 MHz)
Validation band (0.0 - 6000.0 MHz)

Detailed Specification: Multiplexing Scheme: CP-OFDM
Modulation Scheme: QPSK
Subcarrier Spacing: 30 kHz
Number RBs: 38
Slot Format Index: 1
Data Type: PN9

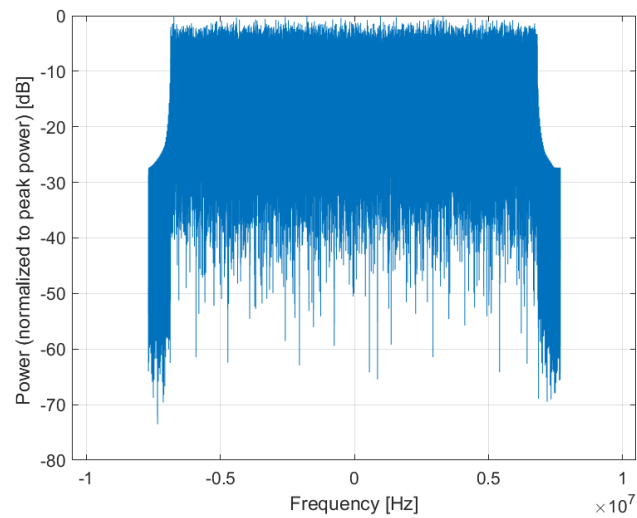
Bandwidth: 15.0 MHz
Integration Time: 10.0 ms

¹ PAR (0.1%) in accordance with FCC KDB 971168, Section 6.0 "Measurement of the Peak-to-Average Power Ratio (PAPR)"

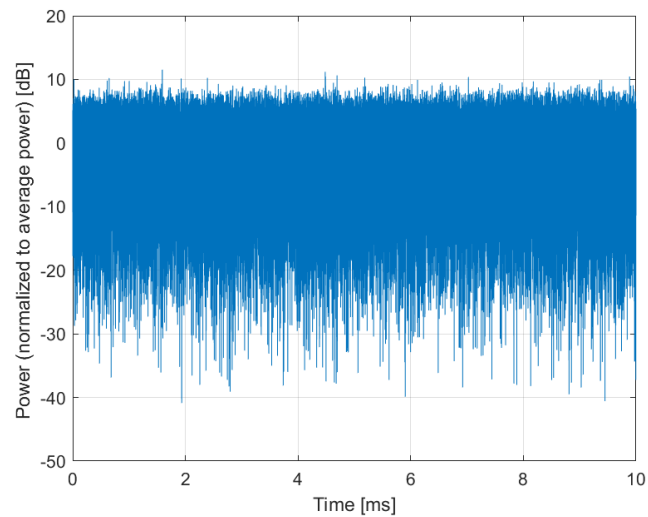
² Modulation Interference Factor (MIF) value valid only in conjunction with advanced probe response linearization calibration for the same communication system (same UID and version).



Complementary Cumulative Distribution Function (CCDF)



Frequency Domain



Time Domain

**Calibration Laboratory of
Schmid & Partner
Engineering AG**
Zeughausstrasse 43, 8004 Zurich, Switzerland

Name: **5G NR (CP-OFDM, 100% RB, 20 MHz, QPSK, 30 kHz)**

Group: 5G NR FR1 TDD
UID: 10820-AAD

PAR: ¹ **8.30 dB**
MIF: ² **-22.76 dB**

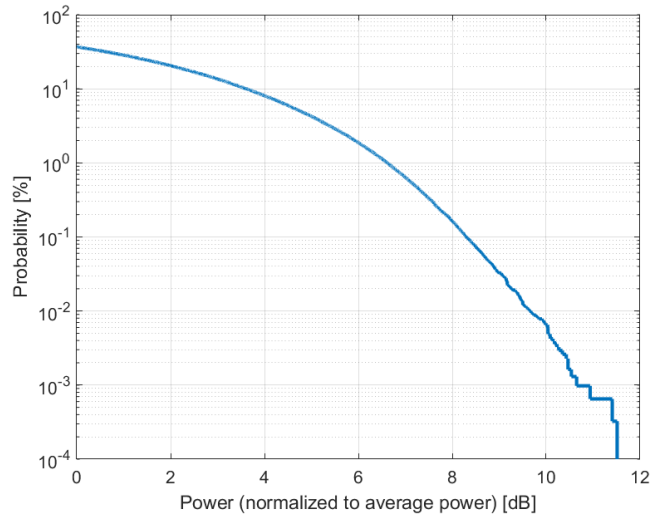
Standard Reference: SPEAG
Category: Random amplitude modulation
Modulation: QPSK
Frequency Band: Band n38 (2570 - 2620 MHz)
Band n39 (1880 - 1920 MHz)
Band n40 (2300 - 2400 MHz)
Band n41 (2496 - 2690 MHz)
Band n48 (3550 - 3700 MHz)
Band n50 (1432 - 1517 MHz)
Band n77 (3300 - 4200 MHz)
Band n78 (3300 - 3800 MHz)
Band n90 (2496 - 2690 MHz)
Band n47 (5855 - 5925 MHz)
Validation band (0.0 - 6000.0 MHz)

Detailed Specification: Multiplexing Scheme: CP-OFDM
Modulation Scheme: QPSK
Subcarrier Spacing: 30 kHz
Number RBs: 51
Slot Format Index: 1
Data Type: PN9

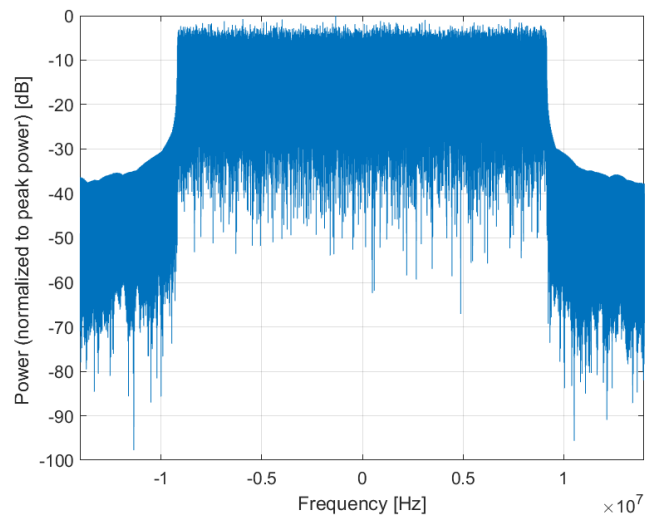
Bandwidth: 20.0 MHz
Integration Time: 10.0 ms

¹ PAR (0.1%) in accordance with FCC KDB 971168, Section 6.0 "Measurement of the Peak-to-Average Power Ratio (PAPR)"

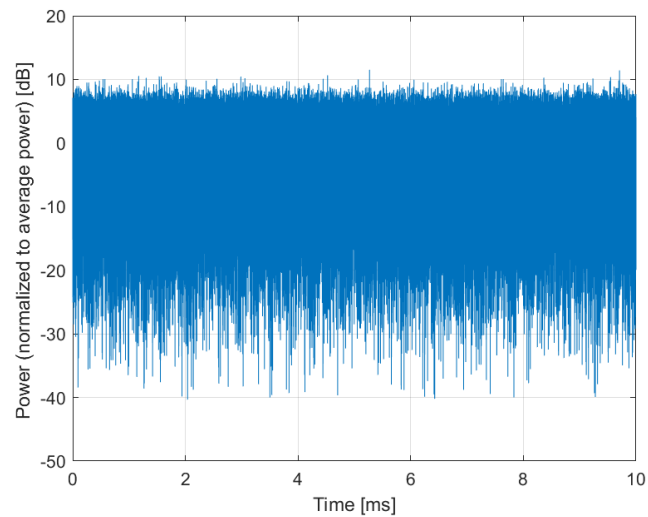
² Modulation Interference Factor (MIF) value valid only in conjunction with advanced probe response linearization calibration for the same communication system (same UID and version).



Complementary Cumulative Distribution Function (CCDF)



Frequency Domain



Time Domain

**Calibration Laboratory of
Schmid & Partner
Engineering AG**
Zeughausstrasse 43, 8004 Zurich, Switzerland

Name: **5G NR (CP-OFDM, 100% RB, 25 MHz, QPSK, 30 kHz)**

Group: 5G NR FR1 TDD
UID: 10821-AAD

PAR: ¹ **8.41 dB**
MIF: ² **-22.93 dB**

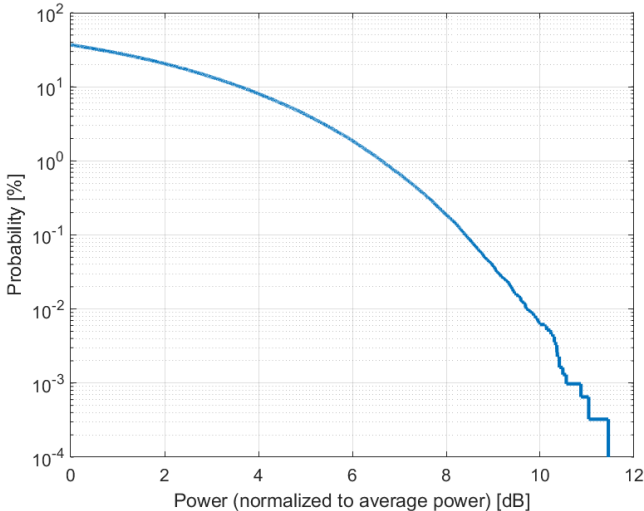
Standard Reference: SPEAG
Category: Random amplitude modulation
Modulation: QPSK
Frequency Band: Band n38 (2570 - 2620 MHz)
Band n39 (1880 - 1920 MHz)
Band n40 (2300 - 2400 MHz)
Band n77 (3300 - 4200 MHz)
Band n78 (3300 - 3800 MHz)
Validation band (0.0 - 6000.0 MHz)

Detailed Specification: Multiplexing Scheme: CP-OFDM
Modulation Scheme: QPSK
Subcarrier Spacing: 30 kHz
Number RBs: 65
Slot Format Index: 1
Data Type: PN9

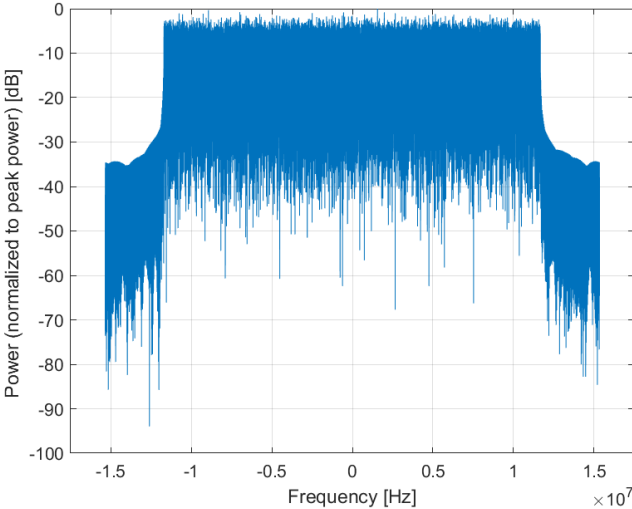
Bandwidth: 25.0 MHz
Integration Time: 10.0 ms

¹ PAR (0.1%) in accordance with FCC KDB 971168, Section 6.0 "Measurement of the Peak-to-Average Power Ratio (PAPR)"

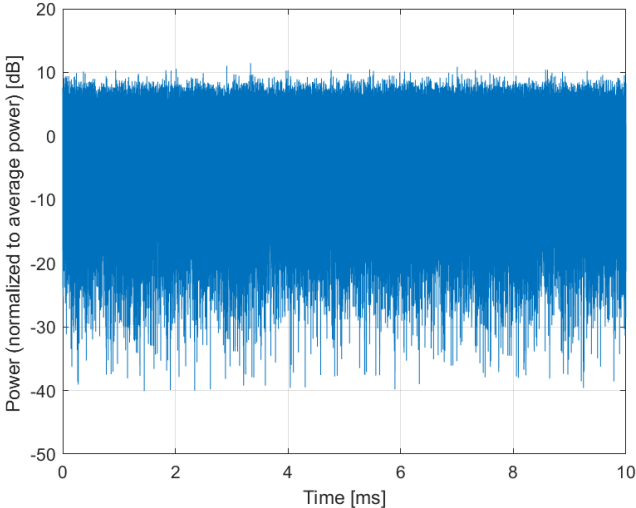
² Modulation Interference Factor (MIF) value valid only in conjunction with advanced probe response linearization calibration for the same communication system (same UID and version).



Complementary Cumulative Distribution Function (CCDF)



Frequency Domain



Time Domain

**Calibration Laboratory of
Schmid & Partner
Engineering AG**
Zeughausstrasse 43, 8004 Zurich, Switzerland

Name: **5G NR (CP-OFDM, 100% RB, 30 MHz, QPSK, 30 kHz)**

Group: 5G NR FR1 TDD
UID: 10822-AAD

PAR: ¹ **8.41 dB**
MIF: ² **-23.54 dB**

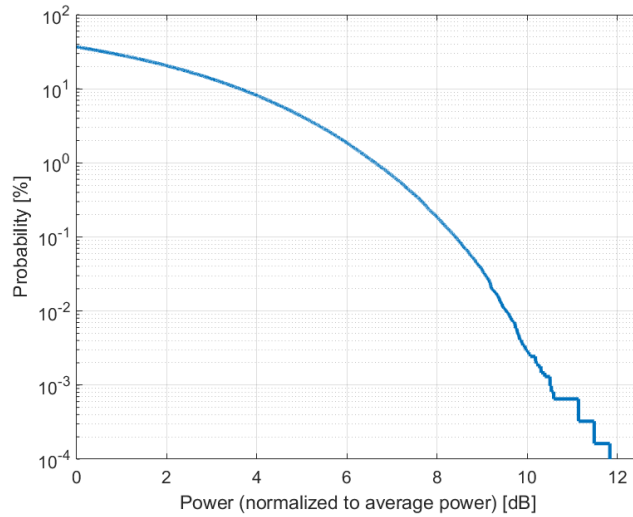
Standard Reference: SPEAG
Category: Random amplitude modulation
Modulation: QPSK
Frequency Band: Band n38 (2570 - 2620 MHz)
Band n39 (1880 - 1920 MHz)
Band n40 (2300 - 2400 MHz)
Band n41 (2496 - 2690 MHz)
Band n50 (1432 - 1517 MHz)
Band n77 (3300 - 4200 MHz)
Band n78 (3300 - 3800 MHz)
Band n90 (2496 - 2690 MHz)
Band n47 (5855 - 5925 MHz)
Validation band (0.0 - 6000.0 MHz)

Detailed Specification: Multiplexing Scheme: CP-OFDM
Modulation Scheme: QPSK
Subcarrier Spacing: 30 kHz
Number RBs: 78
Slot Format Index: 1
Data Type: PN9

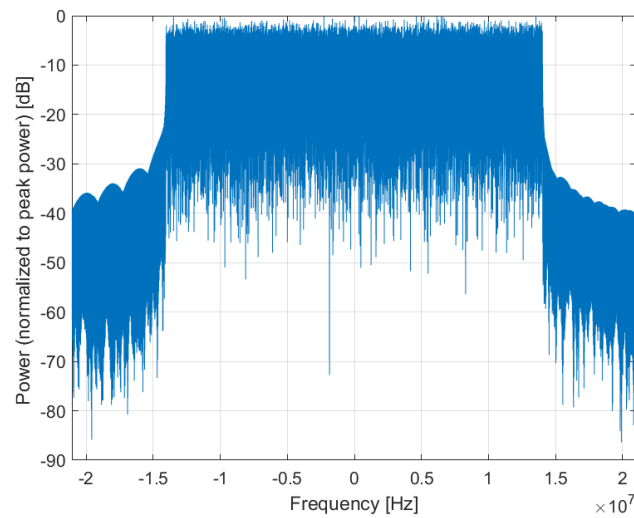
Bandwidth: 30.0 MHz
Integration Time: 10.0 ms

¹ PAR (0.1%) in accordance with FCC KDB 971168, Section 6.0 "Measurement of the Peak-to-Average Power Ratio (PAPR)"

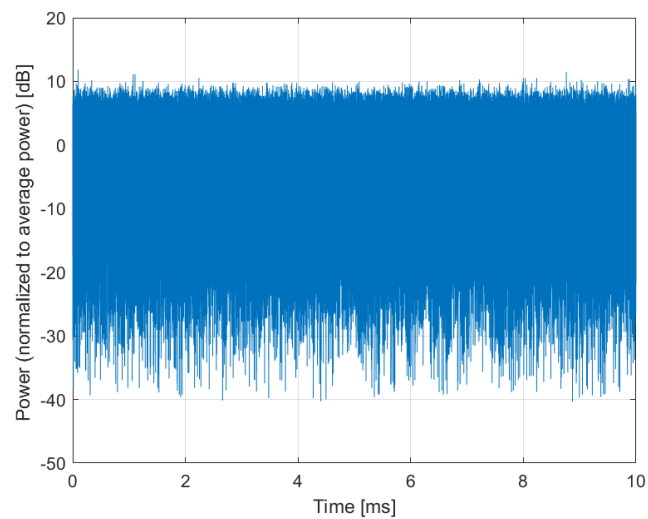
² Modulation Interference Factor (MIF) value valid only in conjunction with advanced probe response linearization calibration for the same communication system (same UID and version).



Complementary Cumulative Distribution Function (CCDF)



Frequency Domain



Time Domain

**Calibration Laboratory of
Schmid & Partner
Engineering AG**
Zeughausstrasse 43, 8004 Zurich, Switzerland

Name: **5G NR (CP-OFDM, 100% RB, 40 MHz, QPSK, 30 kHz)**

Group: 5G NR FR1 TDD
UID: 10823-AAD

PAR: ¹ **8.36 dB**
MIF: ² **-24.51 dB**

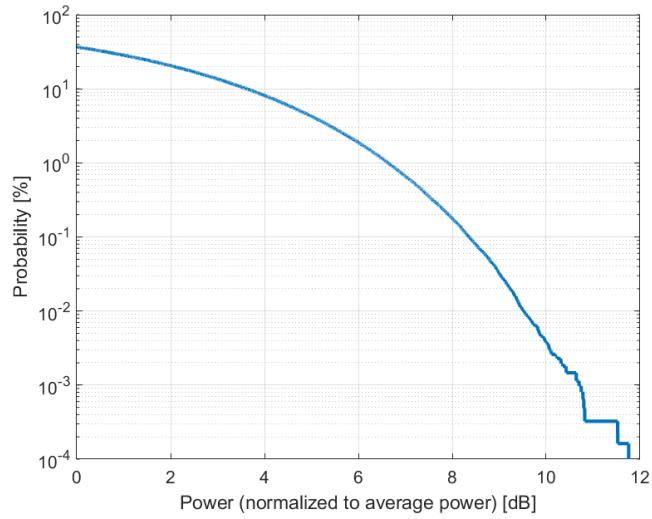
Standard Reference: SPEAG
Category: Random amplitude modulation
Modulation: QPSK
Frequency Band: Band n38 (2570 - 2620 MHz)
Band n39 (1880 - 1920 MHz)
Band n40 (2300 - 2400 MHz)
Band n41 (2496 - 2690 MHz)
Band n48 (3550 - 3700 MHz)
Band n50 (1432 - 1517 MHz)
Band n77 (3300 - 4200 MHz)
Band n78 (3300 - 3800 MHz)
Band n79 (4400 - 5000 MHz)
Band n90 (2496 - 2690 MHz)
Band n47 (5855 - 5925 MHz)
Validation band (0.0 - 6000.0 MHz)

Detailed Specification: Multiplexing Scheme: CP-OFDM
Modulation Scheme: QPSK
Subcarrier Spacing: 30 kHz
Number RBs: 106
Slot Format Index: 1
Data Type: PN9

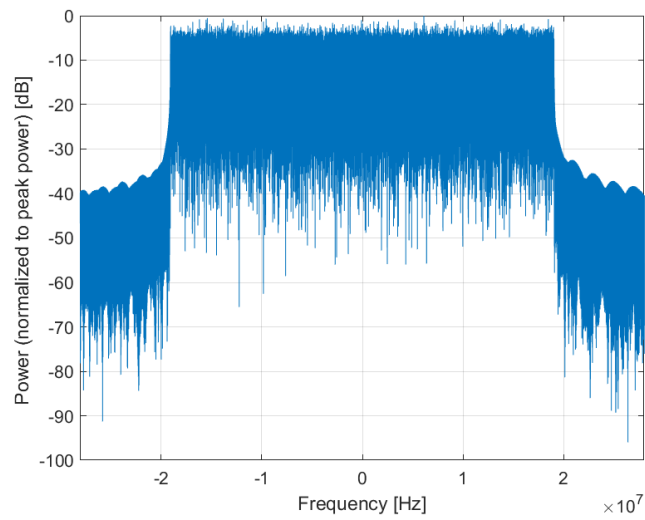
Bandwidth: 40.0 MHz
Integration Time: 10.0 ms

¹ PAR (0.1%) in accordance with FCC KDB 971168, Section 6.0 "Measurement of the Peak-to-Average Power Ratio (PAPR)"

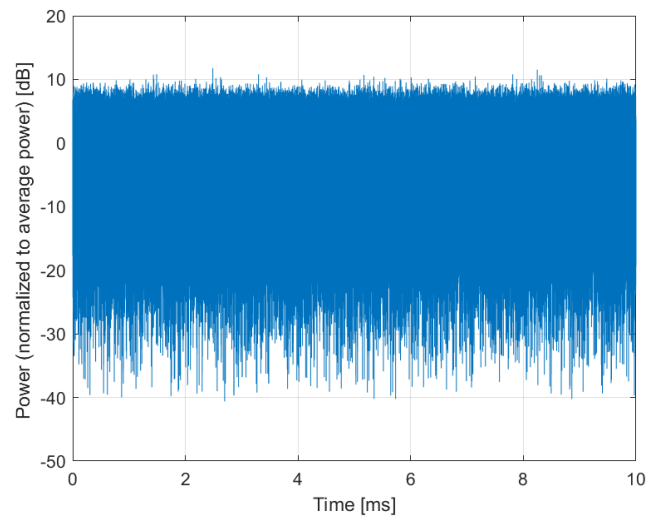
² Modulation Interference Factor (MIF) value valid only in conjunction with advanced probe response linearization calibration for the same communication system (same UID and version).



Complementary Cumulative Distribution Function (CCDF)



Frequency Domain



Time Domain

**Calibration Laboratory of
Schmid & Partner
Engineering AG**
Zeughausstrasse 43, 8004 Zurich, Switzerland

Name: **5G NR (CP-OFDM, 100% RB, 50 MHz, QPSK, 30 kHz)**

Group: 5G NR FR1 TDD
UID: 10824-AAD

PAR: ¹ **8.39 dB**
MIF: ² **-24.80 dB**

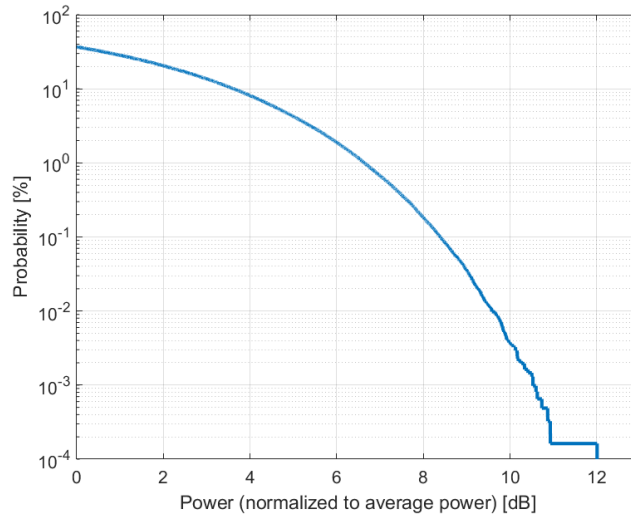
Standard Reference: SPEAG
Category: Random amplitude modulation
Modulation: QPSK
Frequency Band: Band n40 (2300 - 2400 MHz)
Band n41 (2496 - 2690 MHz)
Band n48 (3550 - 3700 MHz)
Band n50 (1432 - 1517 MHz)
Band n77 (3300 - 4200 MHz)
Band n78 (3300 - 3800 MHz)
Band n79 (4400 - 5000 MHz)
Band n90 (2496 - 2690 MHz)
Validation band (0.0 - 6000.0 MHz)

Detailed Specification: Multiplexing Scheme: CP-OFDM
Modulation Scheme: QPSK
Subcarrier Spacing: 30 kHz
Number RBs: 133
Slot Format Index: 1
Data Type: PN9

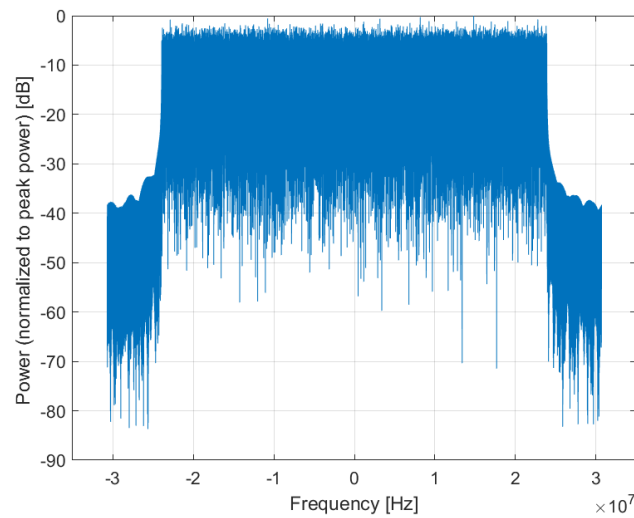
Bandwidth: 50.0 MHz
Integration Time: 10.0 ms

¹ PAR (0.1%) in accordance with FCC KDB 971168, Section 6.0 "Measurement of the Peak-to-Average Power Ratio (PAPR)"

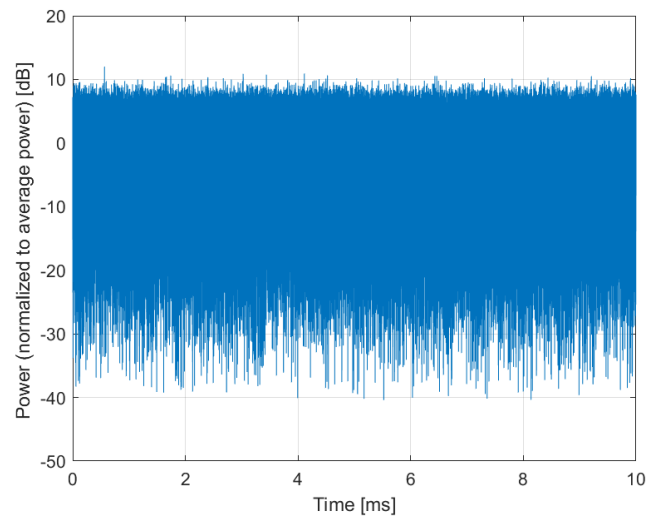
² Modulation Interference Factor (MIF) value valid only in conjunction with advanced probe response linearization calibration for the same communication system (same UID and version).



Complementary Cumulative Distribution Function (CCDF)



Frequency Domain



Time Domain

**Calibration Laboratory of
Schmid & Partner
Engineering AG**
Zeughausstrasse 43, 8004 Zurich, Switzerland

Name: **5G NR (CP-OFDM, 100% RB, 60 MHz, QPSK, 30 kHz)**

Group: 5G NR FR1 TDD
UID: 10825-AAD

PAR: ¹ **8.41 dB**
MIF: ² **-25.06 dB**

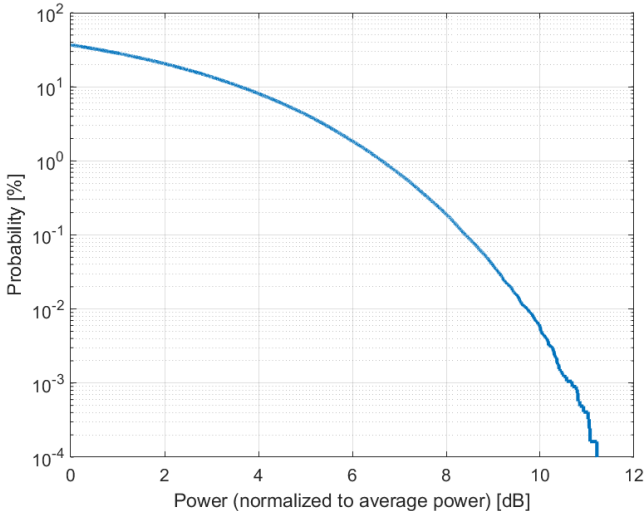
Standard Reference: SPEAG
Category: Random amplitude modulation
Modulation: QPSK
Frequency Band: Band n40 (2300 - 2400 MHz)
Band n41 (2496 - 2690 MHz)
Band n48 (3550 - 3700 MHz)
Band n50 (1432 - 1517 MHz)
Band n77 (3300 - 4200 MHz)
Band n78 (3300 - 3800 MHz)
Band n79 (4400 - 5000 MHz)
Band n90 (2496 - 2690 MHz)
Validation band (0.0 - 6000.0 MHz)

Detailed Specification: Multiplexing Scheme: CP-OFDM
Modulation Scheme: QPSK
Subcarrier Spacing: 30 kHz
Number RBs: 162
Slot Format Index: 1
Data Type: PN9

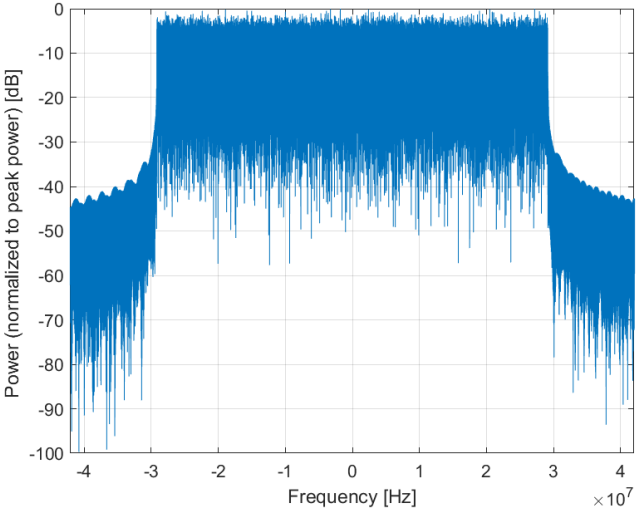
Bandwidth: 60.0 MHz
Integration Time: 10.0 ms

¹ PAR (0.1%) in accordance with FCC KDB 971168, Section 6.0 "Measurement of the Peak-to-Average Power Ratio (PAPR)"

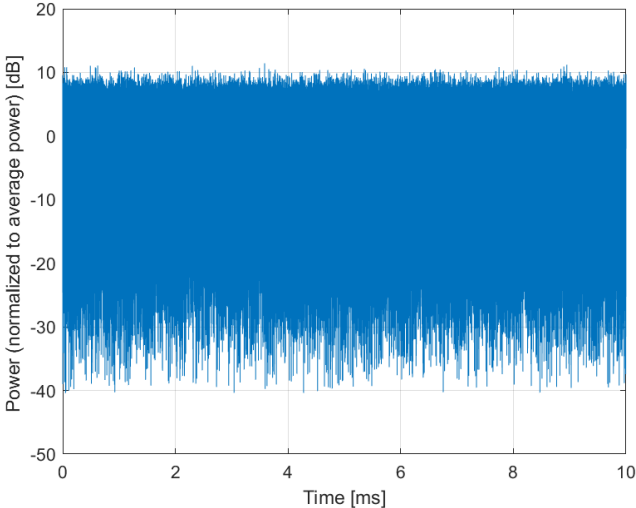
² Modulation Interference Factor (MIF) value valid only in conjunction with advanced probe response linearization calibration for the same communication system (same UID and version).



Complementary Cumulative Distribution Function (CCDF)



Frequency Domain



Time Domain

**Calibration Laboratory of
Schmid & Partner
Engineering AG**
Zeughausstrasse 43, 8004 Zurich, Switzerland

Name: **5G NR (CP-OFDM, 100% RB, 80 MHz, QPSK, 30 kHz)**

Group: 5G NR FR1 TDD
UID: 10827-AAD

PAR: ¹ **8.42 dB**
MIF: ² **-25.87 dB**

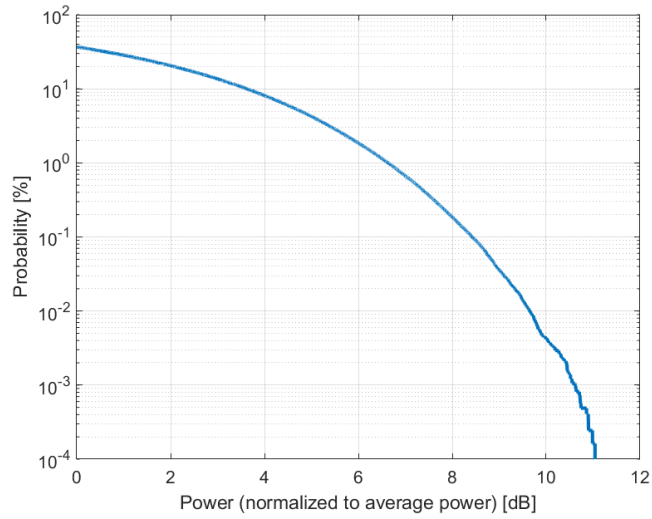
Standard Reference: SPEAG
Category: Random amplitude modulation
Modulation: QPSK
Frequency Band: Band n40 (2300 - 2400 MHz)
Band n41 (2496 - 2690 MHz)
Band n48 (3550 - 3700 MHz)
Band n50 (1432 - 1517 MHz)
Band n77 (3300 - 4200 MHz)
Band n78 (3300 - 3800 MHz)
Band n79 (4400 - 5000 MHz)
Band n90 (2496 - 2690 MHz)
Validation band (0.0 - 6000.0 MHz)

Detailed Specification: Multiplexing Scheme: CP-OFDM
Modulation Scheme: QPSK
Subcarrier Spacing: 30 kHz
Number RBs: 217
Slot Format Index: 1
Data Type: PN9

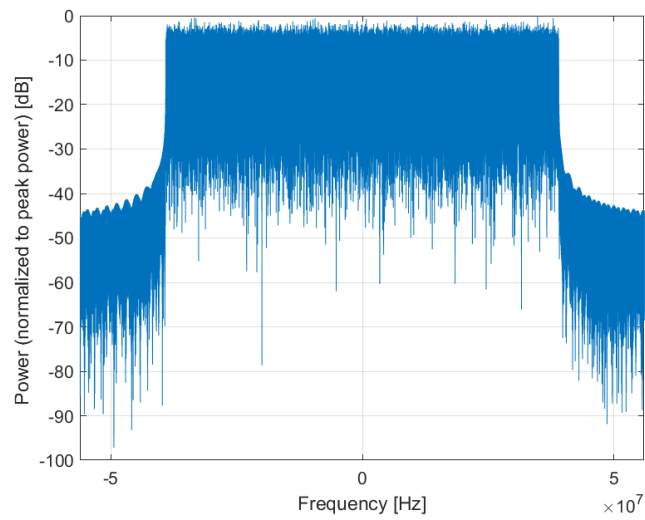
Bandwidth: 80.0 MHz
Integration Time: 10.0 ms

¹ PAR (0.1%) in accordance with FCC KDB 971168, Section 6.0 "Measurement of the Peak-to-Average Power Ratio (PAPR)"

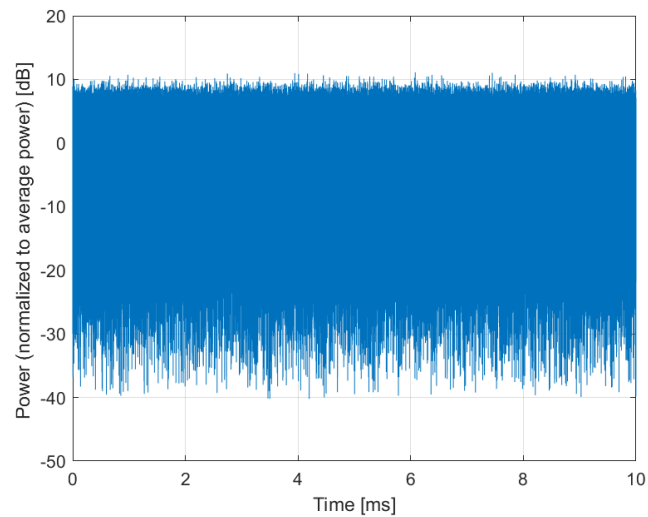
² Modulation Interference Factor (MIF) value valid only in conjunction with advanced probe response linearization calibration for the same communication system (same UID and version).



Complementary Cumulative Distribution Function (CCDF)



Frequency Domain



Time Domain

**Calibration Laboratory of
Schmid & Partner
Engineering AG**
Zeughausstrasse 43, 8004 Zurich, Switzerland

Name: **5G NR (CP-OFDM, 100% RB, 90 MHz, QPSK, 30 kHz)**

Group: 5G NR FR1 TDD
UID: 10828-AAD

PAR: ¹ **8.43 dB**
MIF: ² **-26.53 dB**

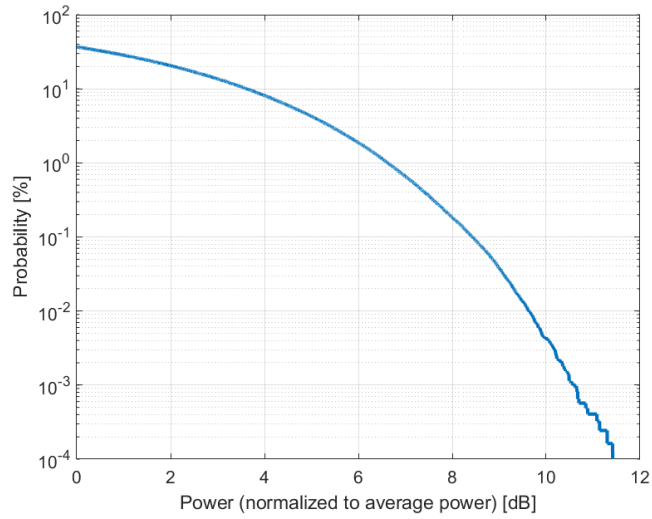
Standard Reference: SPEAG
Category: Random amplitude modulation
Modulation: QPSK
Frequency Band: Band n41 (2496 - 2690 MHz)
Band n48 (3550 - 3700 MHz)
Band n77 (3300 - 4200 MHz)
Band n78 (3300 - 3800 MHz)
Band n90 (2496 - 2690 MHz)
Validation band (0.0 - 6000.0 MHz)

Detailed Specification: Multiplexing Scheme: CP-OFDM
Modulation Scheme: QPSK
Subcarrier Spacing: 30 kHz
Number RBs: 245
Slot Format Index: 1
Data Type: PN9

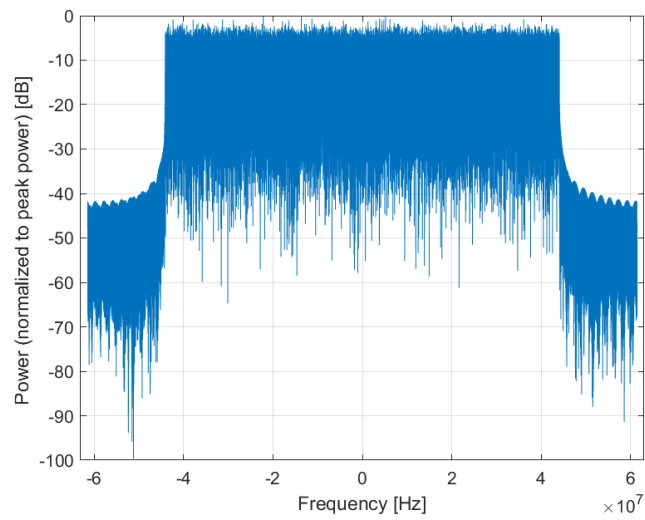
Bandwidth: 90.0 MHz
Integration Time: 10.0 ms

¹ PAR (0.1%) in accordance with FCC KDB 971168, Section 6.0 "Measurement of the Peak-to-Average Power Ratio (PAPR)"

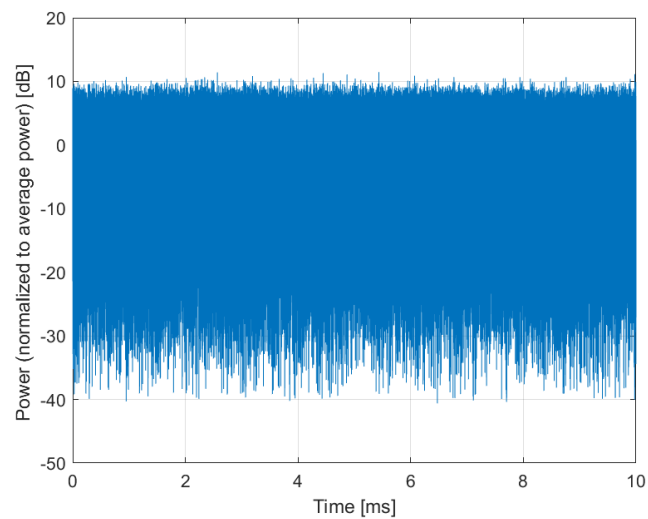
² Modulation Interference Factor (MIF) value valid only in conjunction with advanced probe response linearization calibration for the same communication system (same UID and version).



Complementary Cumulative Distribution Function (CCDF)



Frequency Domain



Time Domain

**Calibration Laboratory of
Schmid & Partner
Engineering AG**
Zeughausstrasse 43, 8004 Zurich, Switzerland

Name: **5G NR (CP-OFDM, 100% RB, 100 MHz, QPSK, 30 kHz)**

Group: 5G NR FR1 TDD
UID: 10829-AAD

PAR: ¹ **8.40 dB**
MIF: ² **-26.60 dB**

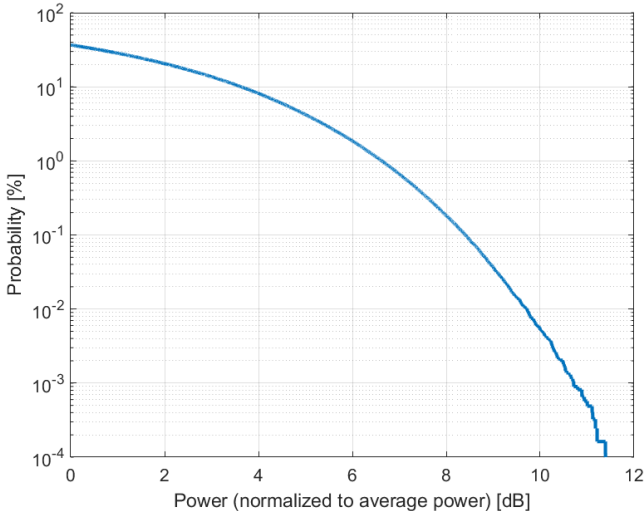
Standard Reference: SPEAG
Category: Random amplitude modulation
Modulation: QPSK
Frequency Band: Band n41 (2496 - 2690 MHz)
Band n48 (3550 - 3700 MHz)
Band n77 (3300 - 4200 MHz)
Band n78 (3300 - 3800 MHz)
Band n79 (4400 - 5000 MHz)
Band n90 (2496 - 2690 MHz)
Validation band (0.0 - 6000.0 MHz)

Detailed Specification: Multiplexing Scheme: CP-OFDM
Modulation Scheme: QPSK
Subcarrier Spacing: 30 kHz
Number RBs: 273
Slot Format Index: 1
Data Type: PN9

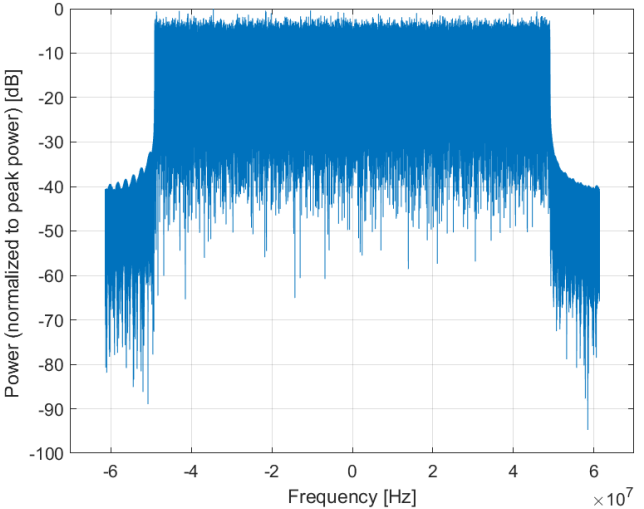
Bandwidth: 100.0 MHz
Integration Time: 10.0 ms

¹ PAR (0.1%) in accordance with FCC KDB 971168, Section 6.0 "Measurement of the Peak-to-Average Power Ratio (PAPR)"

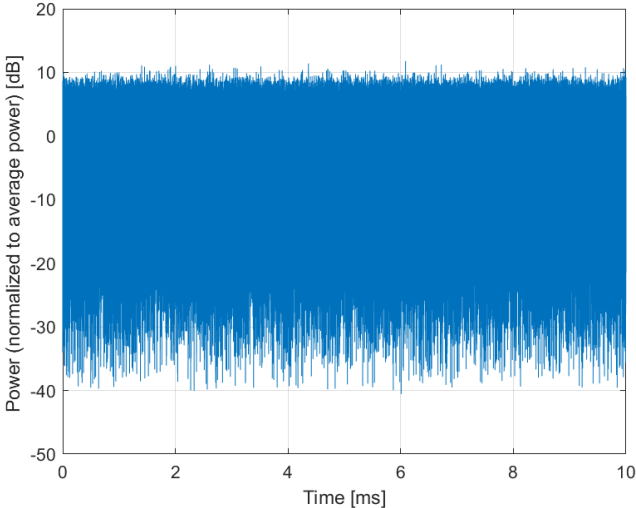
² Modulation Interference Factor (MIF) value valid only in conjunction with advanced probe response linearization calibration for the same communication system (same UID and version).



Complementary Cumulative Distribution Function (CCDF)



Frequency Domain



Time Domain

**Calibration Laboratory of
Schmid & Partner
Engineering AG**
Zeughausstrasse 43, 8004 Zurich, Switzerland

Name: **5G NR (CP-OFDM, 1 RB, 10 MHz, QPSK, 60 kHz)**

Group: 5G NR FR1 TDD
UID: 10830-AAD

PAR: ¹ **7.63 dB**
MIF: ² **-16.74 dB**

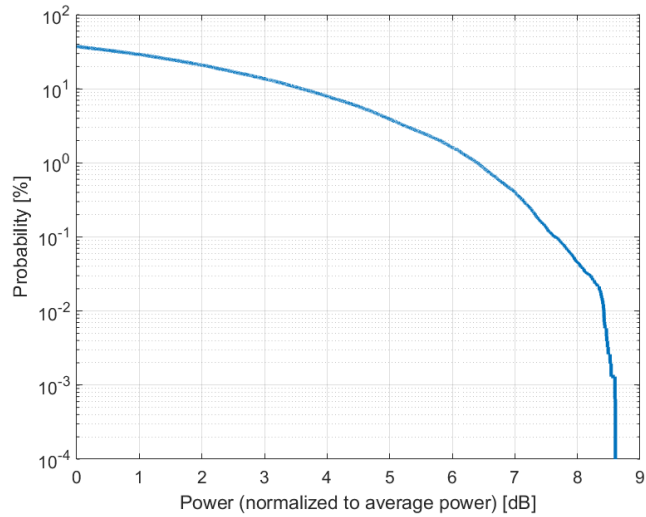
Standard Reference: SPEAG
Category: Random amplitude modulation
Modulation: QPSK
Frequency Band: Band n34 (2010 - 2025 MHz)
Band n38 (2570 - 2620 MHz)
Band n39 (1880 - 1920 MHz)
Band n40 (2300 - 2400 MHz)
Band n41 (2496 - 2690 MHz)
Band n48 (3550 - 3700 MHz)
Band n50 (1432 - 1517 MHz)
Band n77 (3300 - 4200 MHz)
Band n78 (3300 - 3800 MHz)
Band n53 (2483.5 - 2495 MHz)
Band n90 (2496 - 2690 MHz)
Band n47 (5855 - 5925 MHz)
Validation band (0.0 - 6000.0 MHz)

Detailed Specification: Multiplexing Scheme: CP-OFDM
Modulation Scheme: QPSK
Subcarrier Spacing: 60 kHz
Number RBs: 1
Slot Format Index: 1
Data Type: PN9

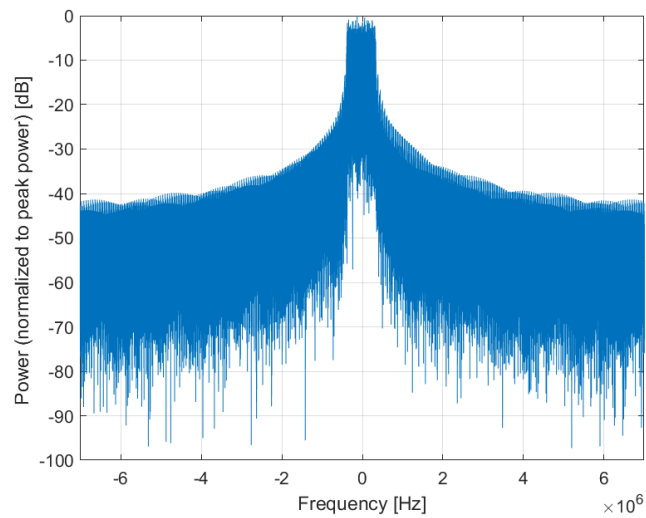
Bandwidth: 10.0 MHz
Integration Time: 10.0 ms

¹ PAR (0.1%) in accordance with FCC KDB 971168, Section 6.0 "Measurement of the Peak-to-Average Power Ratio (PAPR)"

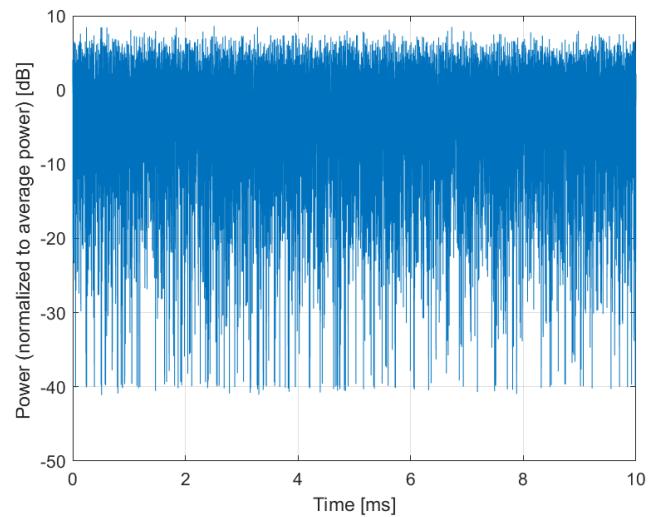
² Modulation Interference Factor (MIF) value valid only in conjunction with advanced probe response linearization calibration for the same communication system (same UID and version).



Complementary Cumulative Distribution Function (CCDF)



Frequency Domain



Time Domain

**Calibration Laboratory of
Schmid & Partner
Engineering AG**
Zeughausstrasse 43, 8004 Zurich, Switzerland

Name: **5G NR (CP-OFDM, 1 RB, 15 MHz, QPSK, 60 kHz)**

Group: 5G NR FR1 TDD
UID: 10831-AAD

PAR: ¹ **7.73 dB**
MIF: ² **-16.83 dB**

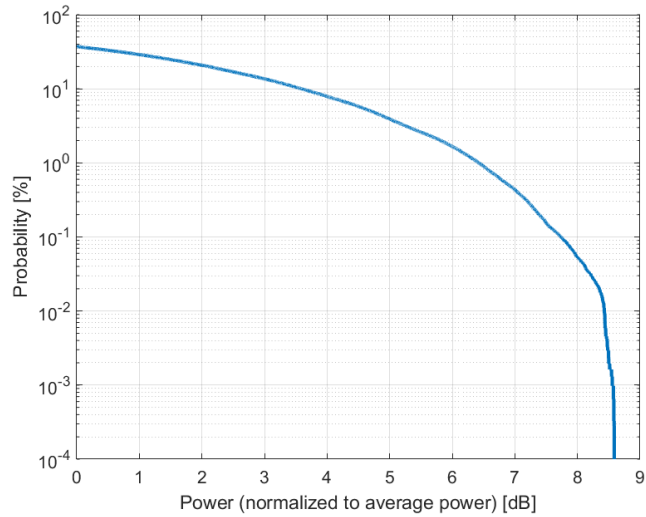
Standard Reference: SPEAG
Category: Random amplitude modulation
Modulation: QPSK
Frequency Band: Band n34 (2010 - 2025 MHz)
Band n38 (2570 - 2620 MHz)
Band n39 (1880 - 1920 MHz)
Band n40 (2300 - 2400 MHz)
Band n41 (2496 - 2690 MHz)
Band n48 (3550 - 3700 MHz)
Band n50 (1432 - 1517 MHz)
Band n77 (3300 - 4200 MHz)
Band n78 (3300 - 3800 MHz)
Band n90 (2496 - 2690 MHz)
Validation band (0.0 - 6000.0 MHz)

Detailed Specification: Multiplexing Scheme: CP-OFDM
Modulation Scheme: QPSK
Subcarrier Spacing: 60 kHz
Number RBs: 1
Slot Format Index: 1
Data Type: PN9

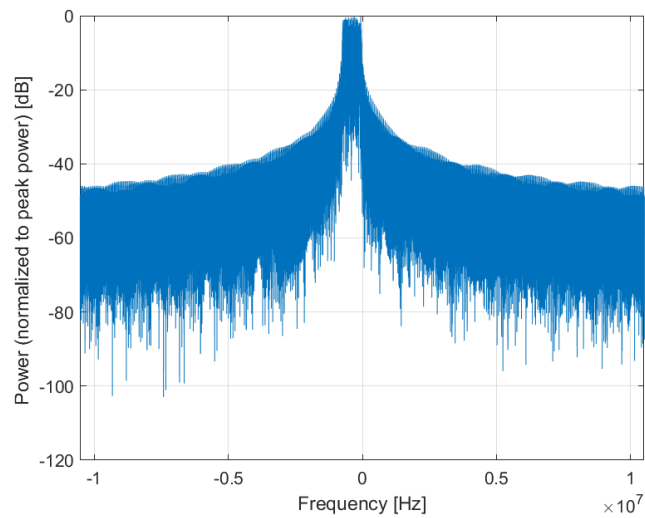
Bandwidth: 15.0 MHz
Integration Time: 10.0 ms

¹ PAR (0.1%) in accordance with FCC KDB 971168, Section 6.0 "Measurement of the Peak-to-Average Power Ratio (PAPR)"

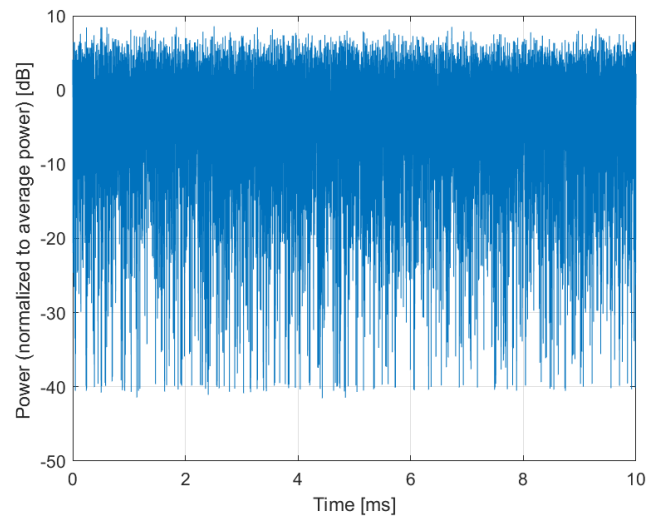
² Modulation Interference Factor (MIF) value valid only in conjunction with advanced probe response linearization calibration for the same communication system (same UID and version).



Complementary Cumulative Distribution Function (CCDF)



Frequency Domain



Time Domain

**Calibration Laboratory of
Schmid & Partner
Engineering AG**
Zeughausstrasse 43, 8004 Zurich, Switzerland

Name: **5G NR (CP-OFDM, 1 RB, 20 MHz, QPSK, 60 kHz)**

Group: 5G NR FR1 TDD
UID: 10832-AAD

PAR: ¹ **7.74 dB**
MIF: ² **-16.58 dB**

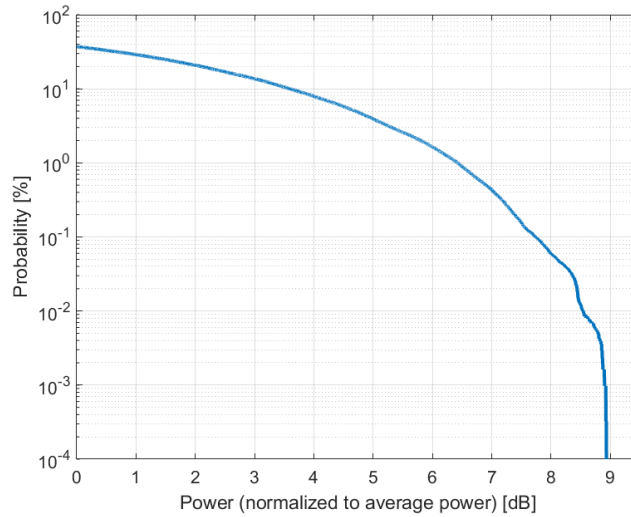
Standard Reference: SPEAG
Category: Random amplitude modulation
Modulation: QPSK
Frequency Band: Band n38 (2570 - 2620 MHz)
Band n39 (1880 - 1920 MHz)
Band n40 (2300 - 2400 MHz)
Band n41 (2496 - 2690 MHz)
Band n48 (3550 - 3700 MHz)
Band n50 (1432 - 1517 MHz)
Band n77 (3300 - 4200 MHz)
Band n78 (3300 - 3800 MHz)
Band n90 (2496 - 2690 MHz)
Band n47 (5855 - 5925 MHz)
Validation band (0.0 - 6000.0 MHz)

Detailed Specification: Multiplexing Scheme: CP-OFDM
Modulation Scheme: QPSK
Subcarrier Spacing: 60 kHz
Number RBs: 1
Slot Format Index: 1
Data Type: PN9

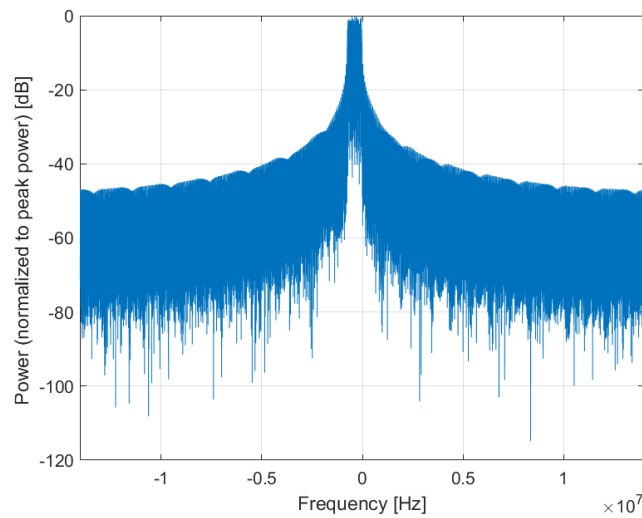
Bandwidth: 20.0 MHz
Integration Time: 10.0 ms

¹ PAR (0.1%) in accordance with FCC KDB 971168, Section 6.0 "Measurement of the Peak-to-Average Power Ratio (PAPR)"

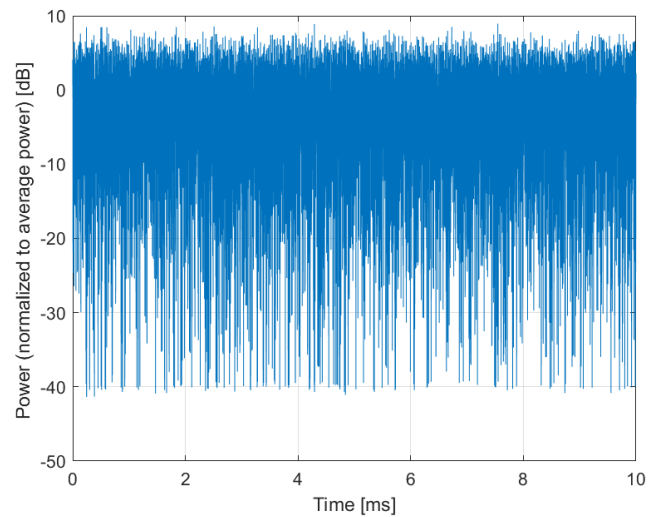
² Modulation Interference Factor (MIF) value valid only in conjunction with advanced probe response linearization calibration for the same communication system (same UID and version).



Complementary Cumulative Distribution Function (CCDF)



Frequency Domain



Time Domain

**Calibration Laboratory of
Schmid & Partner
Engineering AG**
Zeughausstrasse 43, 8004 Zurich, Switzerland

Name: **5G NR (CP-OFDM, 1 RB, 25 MHz, QPSK, 60 kHz)**

Group: 5G NR FR1 TDD
UID: 10833-AAD

PAR: ¹ **7.70 dB**
MIF: ² **-16.65 dB**

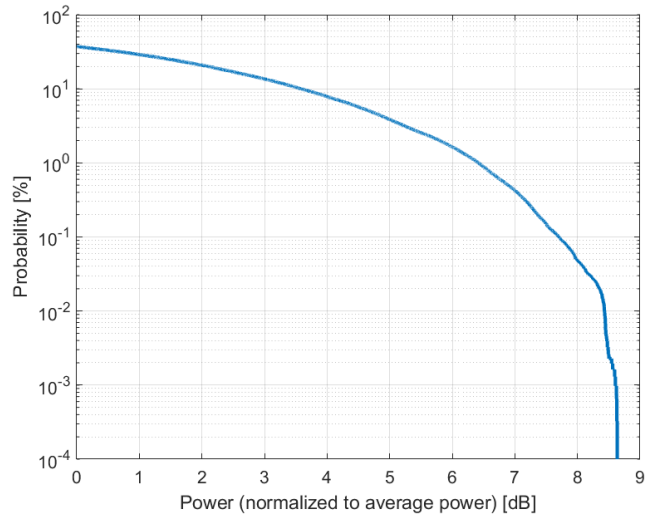
Standard Reference: SPEAG
Category: Random amplitude modulation
Modulation: QPSK
Frequency Band: Band n38 (2570 - 2620 MHz)
Band n39 (1880 - 1920 MHz)
Band n40 (2300 - 2400 MHz)
Band n77 (3300 - 4200 MHz)
Band n78 (3300 - 3800 MHz)
Validation band (0.0 - 6000.0 MHz)

Detailed Specification: Multiplexing Scheme: CP-OFDM
Modulation Scheme: QPSK
Subcarrier Spacing: 60 kHz
Number RBs: 1
Slot Format Index: 1
Data Type: PN9

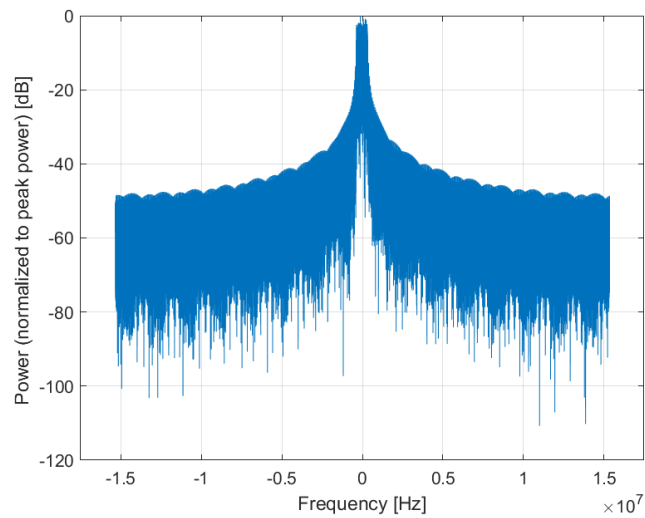
Bandwidth: 25.0 MHz
Integration Time: 10.0 ms

¹ PAR (0.1%) in accordance with FCC KDB 971168, Section 6.0 "Measurement of the Peak-to-Average Power Ratio (PAPR)"

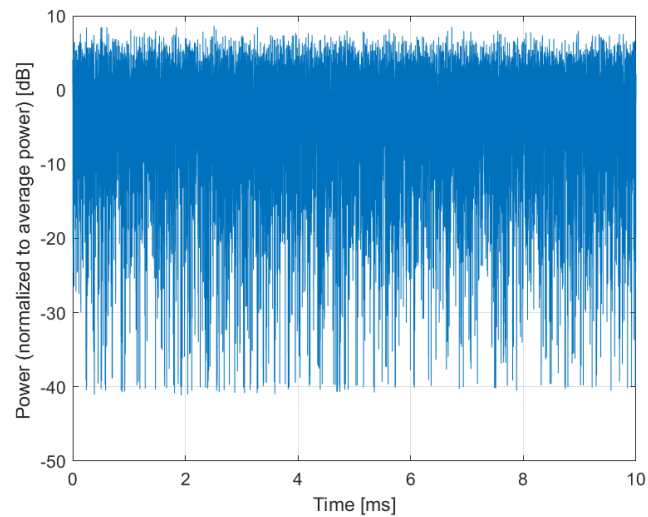
² Modulation Interference Factor (MIF) value valid only in conjunction with advanced probe response linearization calibration for the same communication system (same UID and version).



Complementary Cumulative Distribution Function (CCDF)



Frequency Domain



Time Domain

**Calibration Laboratory of
Schmid & Partner
Engineering AG**
Zeughausstrasse 43, 8004 Zurich, Switzerland

Name: **5G NR (CP-OFDM, 1 RB, 30 MHz, QPSK, 60 kHz)**

Group: 5G NR FR1 TDD
UID: 10834-AAD

PAR: ¹ **7.75 dB**
MIF: ² **-16.48 dB**

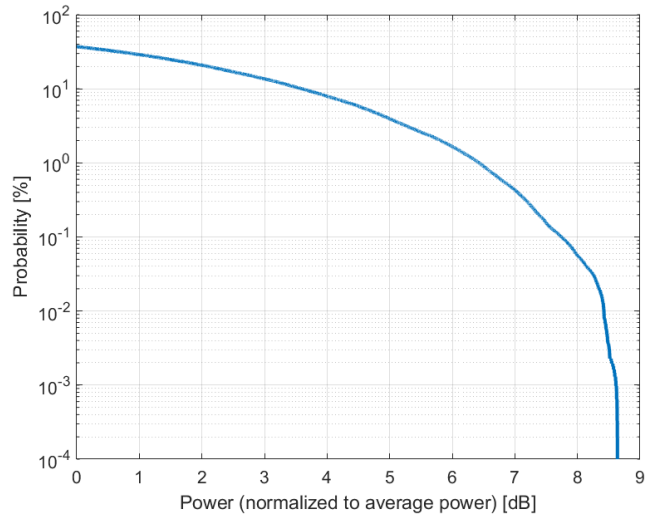
Standard Reference: SPEAG
Category: Random amplitude modulation
Modulation: QPSK
Frequency Band: Band n38 (2570 - 2620 MHz)
Band n39 (1880 - 1920 MHz)
Band n40 (2300 - 2400 MHz)
Band n41 (2496 - 2690 MHz)
Band n50 (1432 - 1517 MHz)
Band n77 (3300 - 4200 MHz)
Band n78 (3300 - 3800 MHz)
Band n90 (2496 - 2690 MHz)
Band n47 (5855 - 5925 MHz)
Validation band (0.0 - 6000.0 MHz)

Detailed Specification: Multiplexing Scheme: CP-OFDM
Modulation Scheme: QPSK
Subcarrier Spacing: 60 kHz
Number RBs: 1
Slot Format Index: 1
Data Type: PN9

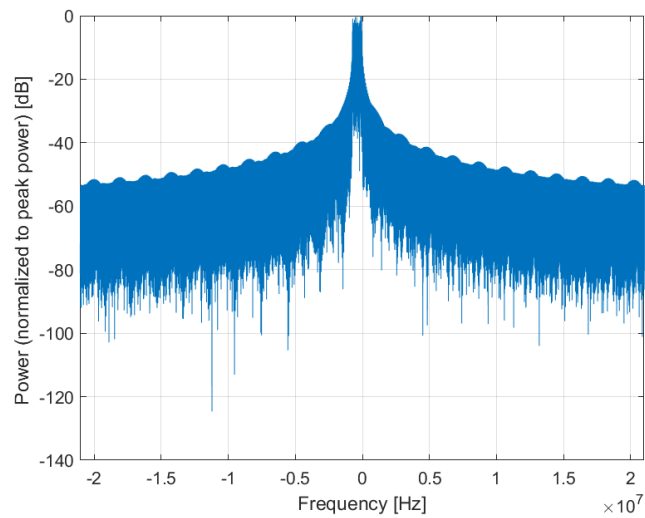
Bandwidth: 30.0 MHz
Integration Time: 10.0 ms

¹ PAR (0.1%) in accordance with FCC KDB 971168, Section 6.0 "Measurement of the Peak-to-Average Power Ratio (PAPR)"

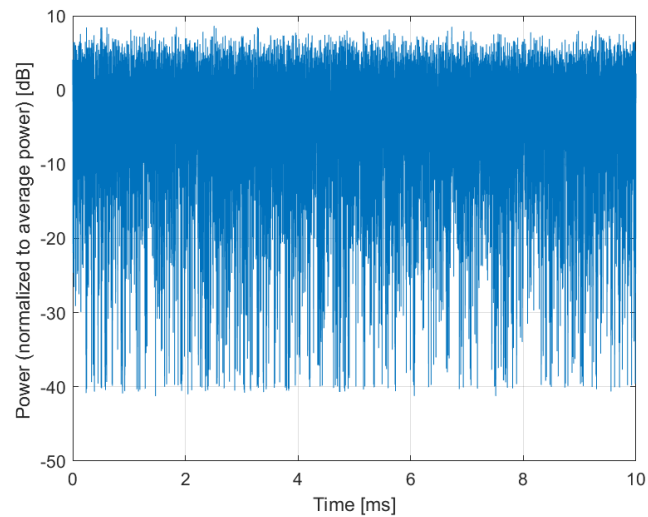
² Modulation Interference Factor (MIF) value valid only in conjunction with advanced probe response linearization calibration for the same communication system (same UID and version).



Complementary Cumulative Distribution Function (CCDF)



Frequency Domain



Time Domain

**Calibration Laboratory of
Schmid & Partner
Engineering AG**
Zeughausstrasse 43, 8004 Zurich, Switzerland

Name: **5G NR (CP-OFDM, 1 RB, 40 MHz, QPSK, 60 kHz)**

Group: 5G NR FR1 TDD
UID: 10835-AAD

PAR: ¹ **7.70 dB**
MIF: ² **-16.85 dB**

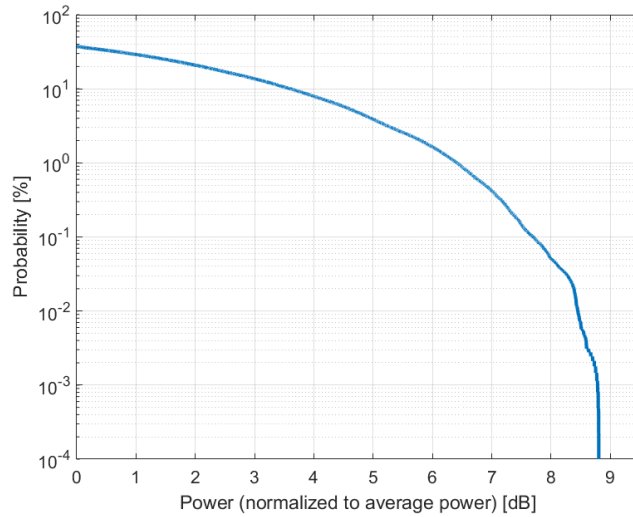
Standard Reference: SPEAG
Category: Random amplitude modulation
Modulation: QPSK
Frequency Band: Band n38 (2570 - 2620 MHz)
Band n39 (1880 - 1920 MHz)
Band n40 (2300 - 2400 MHz)
Band n41 (2496 - 2690 MHz)
Band n48 (3550 - 3700 MHz)
Band n50 (1432 - 1517 MHz)
Band n77 (3300 - 4200 MHz)
Band n78 (3300 - 3800 MHz)
Band n79 (4400 - 5000 MHz)
Band n90 (2496 - 2690 MHz)
Band n47 (5855 - 5925 MHz)
Validation band (0.0 - 6000.0 MHz)

Detailed Specification: Multiplexing Scheme: CP-OFDM
Modulation Scheme: QPSK
Subcarrier Spacing: 60 kHz
Number RBs: 1
Slot Format Index: 1
Data Type: PN9

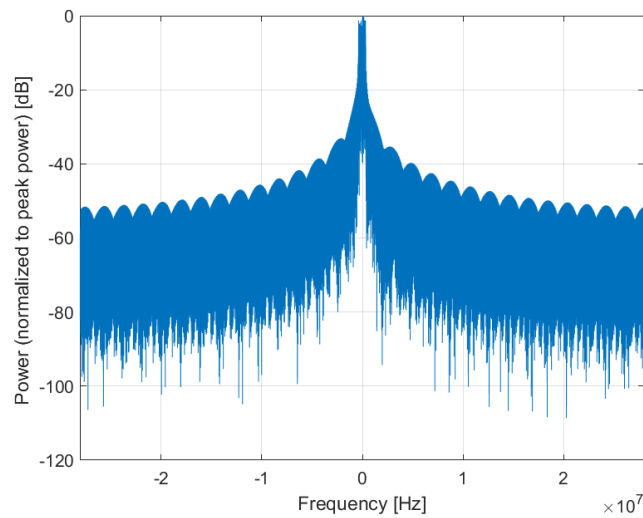
Bandwidth: 40.0 MHz
Integration Time: 10.0 ms

¹ PAR (0.1%) in accordance with FCC KDB 971168, Section 6.0 "Measurement of the Peak-to-Average Power Ratio (PAPR)"

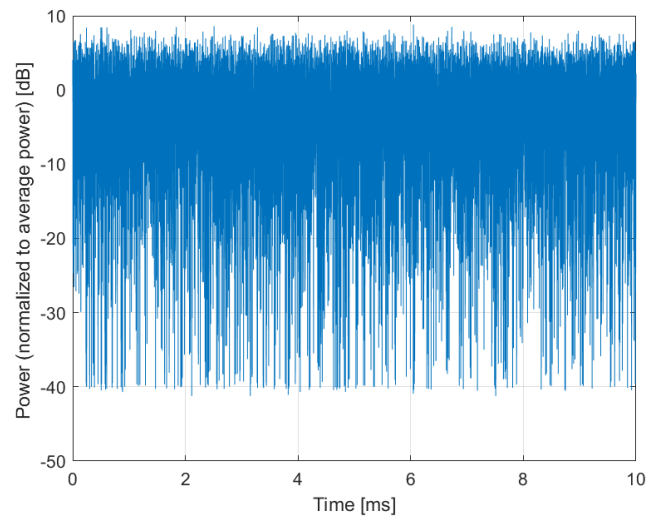
² Modulation Interference Factor (MIF) value valid only in conjunction with advanced probe response linearization calibration for the same communication system (same UID and version).



Complementary Cumulative Distribution Function (CCDF)



Frequency Domain



Time Domain

**Calibration Laboratory of
Schmid & Partner
Engineering AG**
Zeughausstrasse 43, 8004 Zurich, Switzerland

Name: **5G NR (CP-OFDM, 1 RB, 50 MHz, QPSK, 60 kHz)**

Group: 5G NR FR1 TDD
UID: 10836-AAD

PAR: ¹ **7.66 dB**
MIF: ² **-16.56 dB**

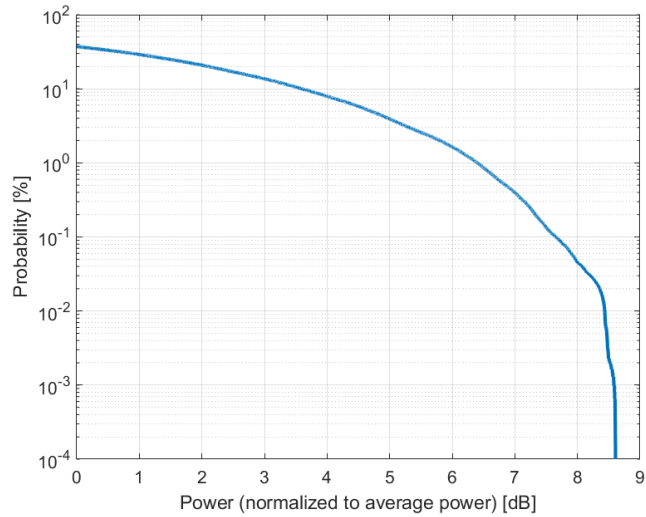
Standard Reference: SPEAG
Category: Random amplitude modulation
Modulation: QPSK
Frequency Band: Band n40 (2300 - 2400 MHz)
Band n41 (2496 - 2690 MHz)
Band n48 (3550 - 3700 MHz)
Band n50 (1432 - 1517 MHz)
Band n77 (3300 - 4200 MHz)
Band n78 (3300 - 3800 MHz)
Band n79 (4400 - 5000 MHz)
Band n90 (2496 - 2690 MHz)
Validation band (0.0 - 6000.0 MHz)

Detailed Specification: Multiplexing Scheme: CP-OFDM
Modulation Scheme: QPSK
Subcarrier Spacing: 60 kHz
Number RBs: 1
Slot Format Index: 1
Data Type: PN9

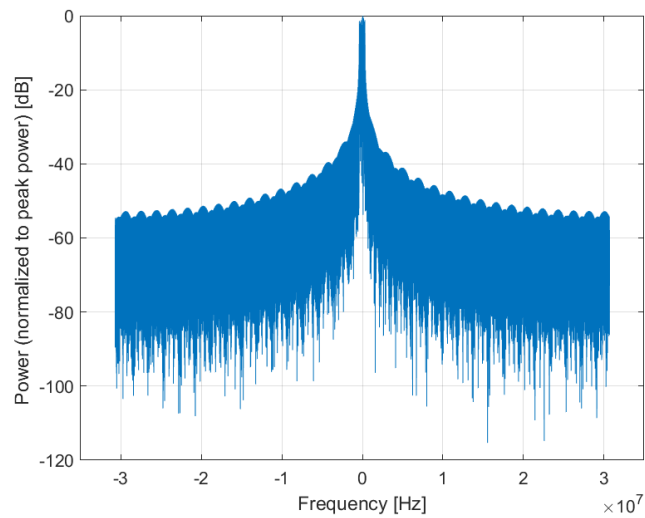
Bandwidth: 50.0 MHz
Integration Time: 10.0 ms

¹ PAR (0.1%) in accordance with FCC KDB 971168, Section 6.0 "Measurement of the Peak-to-Average Power Ratio (PAPR)"

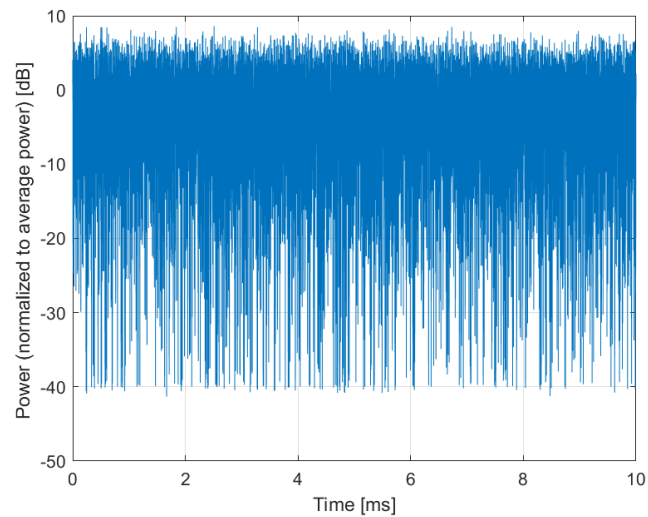
² Modulation Interference Factor (MIF) value valid only in conjunction with advanced probe response linearization calibration for the same communication system (same UID and version).



Complementary Cumulative Distribution Function (CCDF)



Frequency Domain



Time Domain

**Calibration Laboratory of
Schmid & Partner
Engineering AG**
Zeughausstrasse 43, 8004 Zurich, Switzerland

Name: **5G NR (CP-OFDM, 1 RB, 60 MHz, QPSK, 60 kHz)**

Group: 5G NR FR1 TDD
UID: 10837-AAD

PAR: ¹ **7.68 dB**
MIF: ² **-16.85 dB**

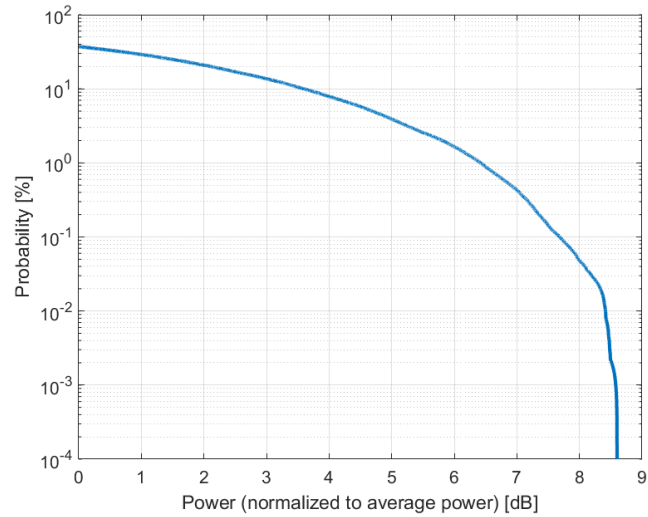
Standard Reference: SPEAG
Category: Random amplitude modulation
Modulation: QPSK
Frequency Band: Band n40 (2300 - 2400 MHz)
Band n41 (2496 - 2690 MHz)
Band n48 (3550 - 3700 MHz)
Band n50 (1432 - 1517 MHz)
Band n77 (3300 - 4200 MHz)
Band n78 (3300 - 3800 MHz)
Band n79 (4400 - 5000 MHz)
Band n90 (2496 - 2690 MHz)
Validation band (0.0 - 6000.0 MHz)

Detailed Specification: Multiplexing Scheme: CP-OFDM
Modulation Scheme: QPSK
Subcarrier Spacing: 60 kHz
Number RBs: 1
Slot Format Index: 1
Data Type: PN9

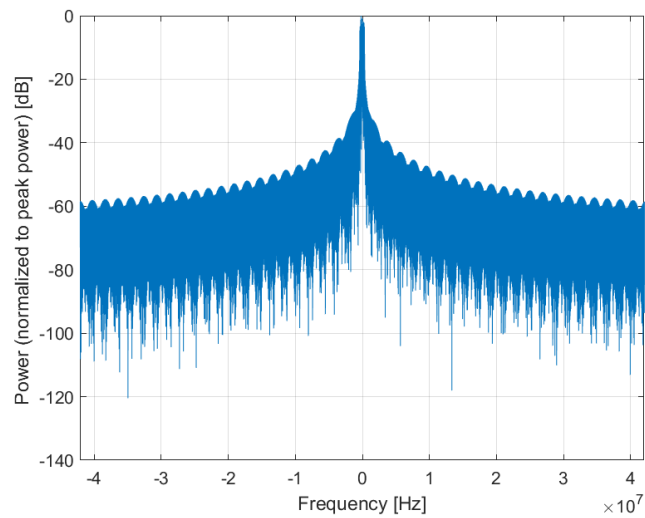
Bandwidth: 60.0 MHz
Integration Time: 10.0 ms

¹ PAR (0.1%) in accordance with FCC KDB 971168, Section 6.0 "Measurement of the Peak-to-Average Power Ratio (PAPR)"

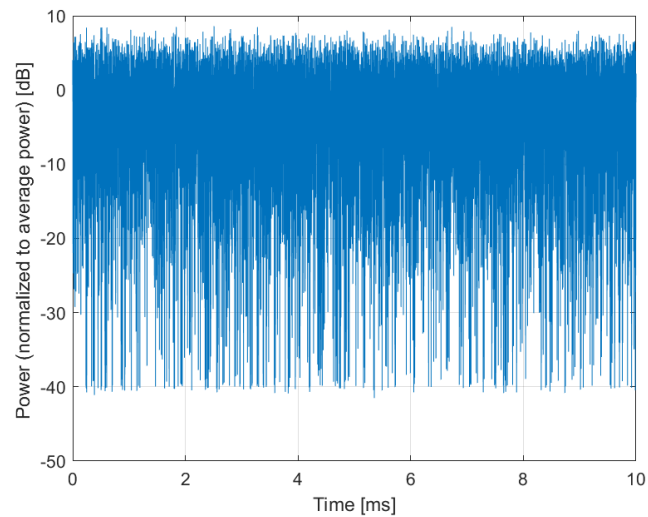
² Modulation Interference Factor (MIF) value valid only in conjunction with advanced probe response linearization calibration for the same communication system (same UID and version).



Complementary Cumulative Distribution Function (CCDF)



Frequency Domain



Time Domain

**Calibration Laboratory of
Schmid & Partner
Engineering AG**
Zeughausstrasse 43, 8004 Zurich, Switzerland

Name: **5G NR (CP-OFDM, 1 RB, 80 MHz, QPSK, 60 kHz)**

Group: 5G NR FR1 TDD
UID: 10839-AAD

PAR: ¹ **7.70 dB**
MIF: ² **-16.71 dB**

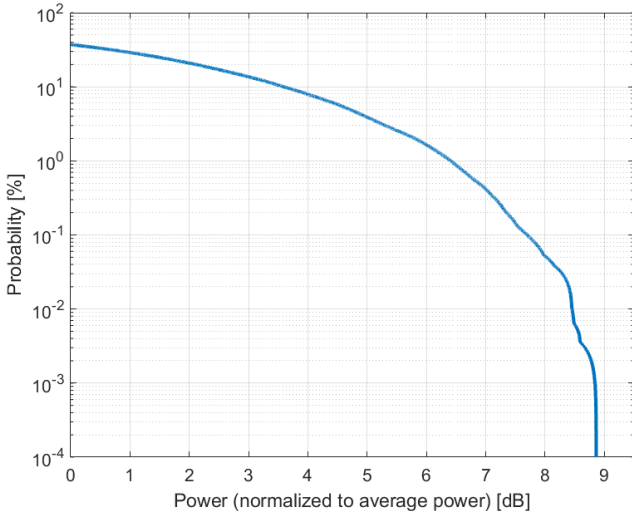
Standard Reference: SPEAG
Category: Random amplitude modulation
Modulation: QPSK
Frequency Band: Band n40 (2300 - 2400 MHz)
Band n41 (2496 - 2690 MHz)
Band n48 (3550 - 3700 MHz)
Band n50 (1432 - 1517 MHz)
Band n77 (3300 - 4200 MHz)
Band n78 (3300 - 3800 MHz)
Band n79 (4400 - 5000 MHz)
Band n90 (2496 - 2690 MHz)
Validation band (0.0 - 6000.0 MHz)

Detailed Specification: Multiplexing Scheme: CP-OFDM
Modulation Scheme: QPSK
Subcarrier Spacing: 60 kHz
Number RBs: 1
Slot Format Index: 1
Data Type: PN9

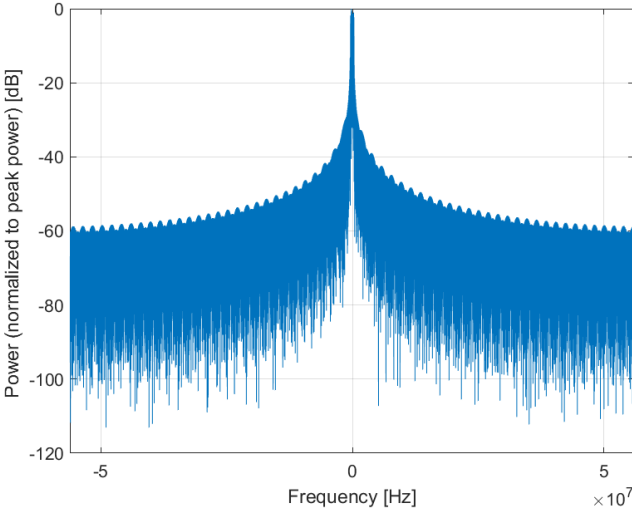
Bandwidth: 80.0 MHz
Integration Time: 10.0 ms

¹ PAR (0.1%) in accordance with FCC KDB 971168, Section 6.0 "Measurement of the Peak-to-Average Power Ratio (PAPR)"

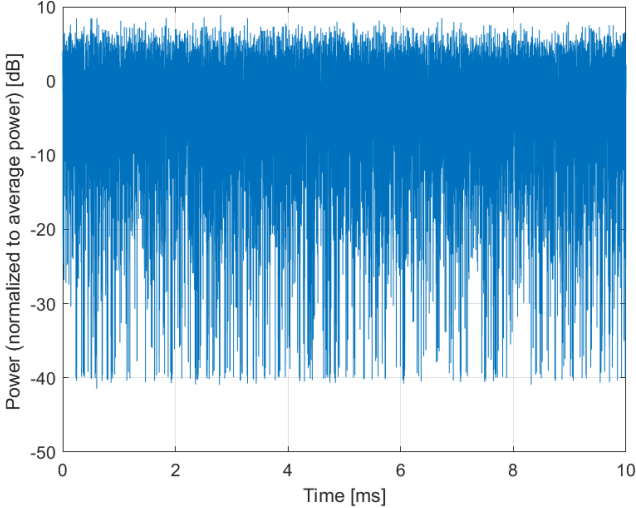
² Modulation Interference Factor (MIF) value valid only in conjunction with advanced probe response linearization calibration for the same communication system (same UID and version).



Complementary Cumulative Distribution Function (CCDF)



Frequency Domain



Time Domain

**Calibration Laboratory of
Schmid & Partner
Engineering AG**
Zeughausstrasse 43, 8004 Zurich, Switzerland

Name: **5G NR (CP-OFDM, 1 RB, 90 MHz, QPSK, 60 kHz)**

Group: 5G NR FR1 TDD
UID: 10840-AAD

PAR: ¹ **7.67 dB**
MIF: ² **-16.57 dB**

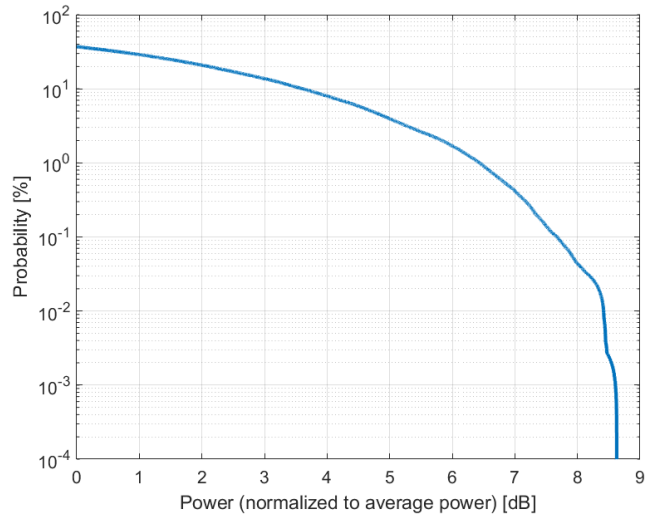
Standard Reference: SPEAG
Category: Random amplitude modulation
Modulation: QPSK
Frequency Band: Band n41 (2496 - 2690 MHz)
Band n48 (3550 - 3700 MHz)
Band n77 (3300 - 4200 MHz)
Band n78 (3300 - 3800 MHz)
Band n90 (2496 - 2690 MHz)
Validation band (0.0 - 6000.0 MHz)

Detailed Specification: Multiplexing Scheme: CP-OFDM
Modulation Scheme: QPSK
Subcarrier Spacing: 60 kHz
Number RBs: 1
Slot Format Index: 1
Data Type: PN9

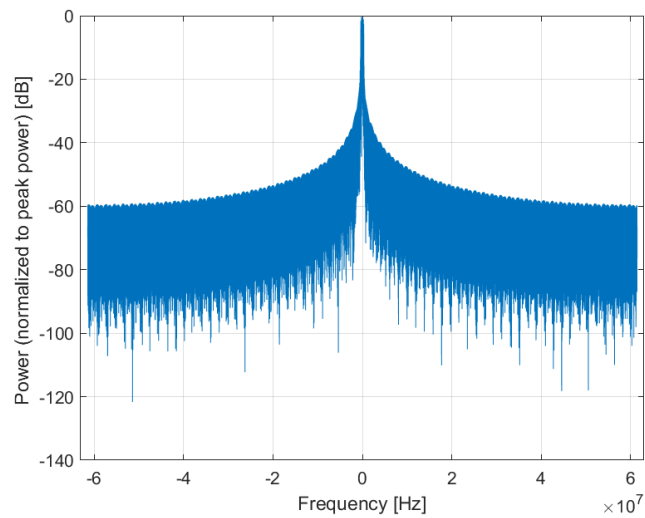
Bandwidth: 90.0 MHz
Integration Time: 10.0 ms

¹ PAR (0.1%) in accordance with FCC KDB 971168, Section 6.0 "Measurement of the Peak-to-Average Power Ratio (PAPR)"

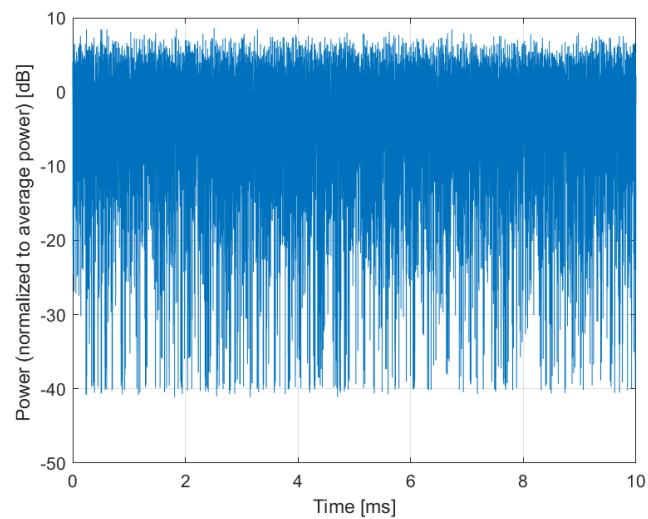
² Modulation Interference Factor (MIF) value valid only in conjunction with advanced probe response linearization calibration for the same communication system (same UID and version).



Complementary Cumulative Distribution Function (CCDF)



Frequency Domain



Time Domain

**Calibration Laboratory of
Schmid & Partner
Engineering AG**
Zeughausstrasse 43, 8004 Zurich, Switzerland

Name: **5G NR (CP-OFDM, 1 RB, 100 MHz, QPSK, 60 kHz)**

Group: 5G NR FR1 TDD
UID: 10841-AAD

PAR: ¹ **7.71 dB**
MIF: ² **-16.46 dB**

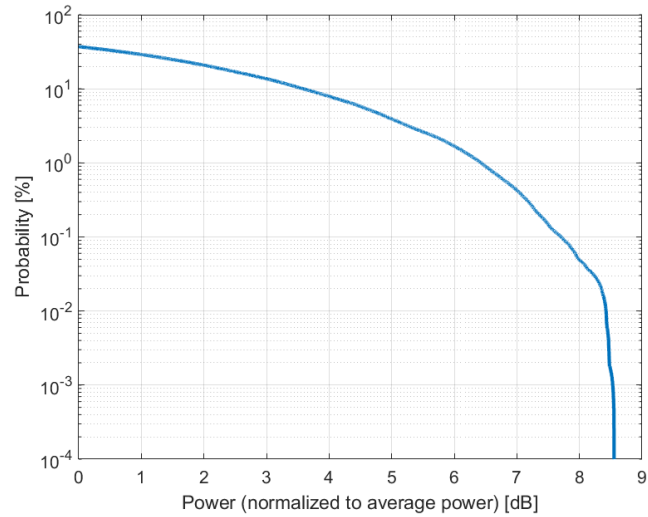
Standard Reference: SPEAG
Category: Random amplitude modulation
Modulation: QPSK
Frequency Band: Band n41 (2496 - 2690 MHz)
Band n48 (3550 - 3700 MHz)
Band n77 (3300 - 4200 MHz)
Band n78 (3300 - 3800 MHz)
Band n79 (4400 - 5000 MHz)
Band n90 (2496 - 2690 MHz)
Validation band (0.0 - 6000.0 MHz)

Detailed Specification: Multiplexing Scheme: CP-OFDM
Modulation Scheme: QPSK
Subcarrier Spacing: 60 kHz
Number RBs: 1
Slot Format Index: 1
Data Type: PN9

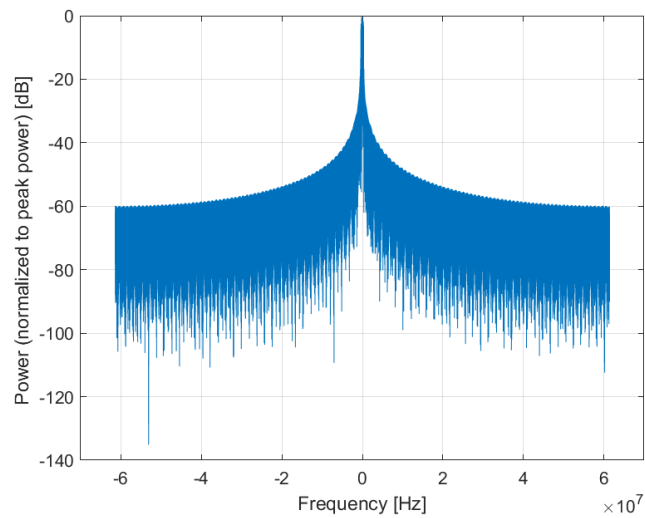
Bandwidth: 100.0 MHz
Integration Time: 10.0 ms

¹ PAR (0.1%) in accordance with FCC KDB 971168, Section 6.0 "Measurement of the Peak-to-Average Power Ratio (PAPR)"

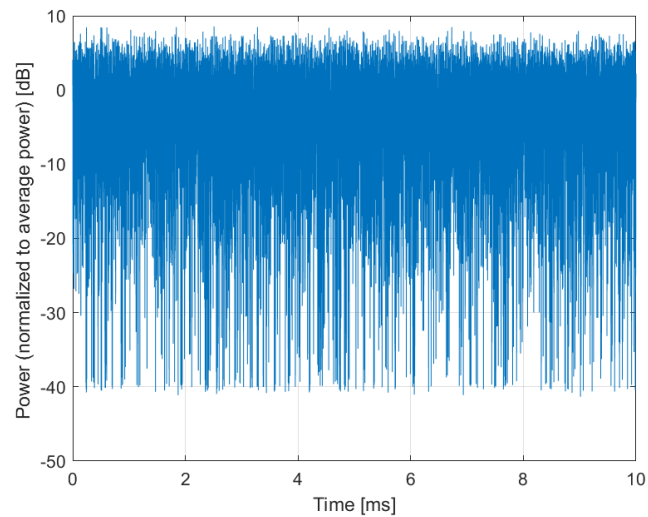
² Modulation Interference Factor (MIF) value valid only in conjunction with advanced probe response linearization calibration for the same communication system (same UID and version).



Complementary Cumulative Distribution Function (CCDF)



Frequency Domain



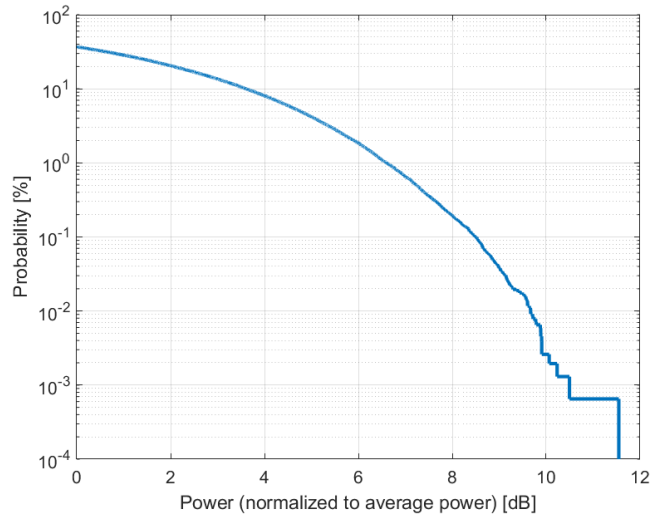
Time Domain

**Calibration Laboratory of
Schmid & Partner
Engineering AG**
Zeughausstrasse 43, 8004 Zurich, Switzerland

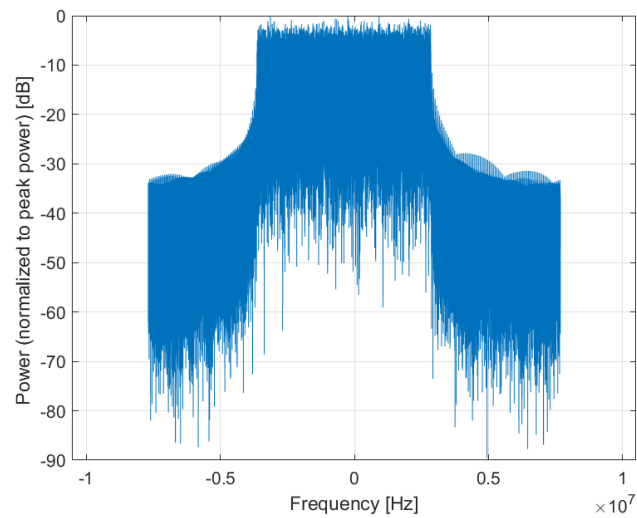
Name:	5G NR (CP-OFDM, 50% RB, 15 MHz, QPSK, 60 kHz)
Group:	5G NR FR1 TDD
UID:	10843-AAD
PAR: ¹	8.49 dB
MIF: ²	-20.86 dB
Standard Reference:	SPEAG
Category:	Random amplitude modulation
Modulation:	QPSK
Frequency Band:	Band n34 (2010 - 2025 MHz) Band n38 (2570 - 2620 MHz) Band n39 (1880 - 1920 MHz) Band n40 (2300 - 2400 MHz) Band n41 (2496 - 2690 MHz) Band n48 (3550 - 3700 MHz) Band n50 (1432 - 1517 MHz) Band n77 (3300 - 4200 MHz) Band n78 (3300 - 3800 MHz) Band n90 (2496 - 2690 MHz) Validation band (0.0 - 6000.0 MHz)
Detailed Specification:	Multiplexing Scheme: CP-OFDM Modulation Scheme: QPSK Subcarrier Spacing: 60 kHz Number RBs: 9 Slot Format Index: 1 Data Type: PN9
Bandwidth:	15.0 MHz
Integration Time:	10.0 ms

¹ PAR (0.1%) in accordance with FCC KDB 971168, Section 6.0 "Measurement of the Peak-to-Average Power Ratio (PAPR)"

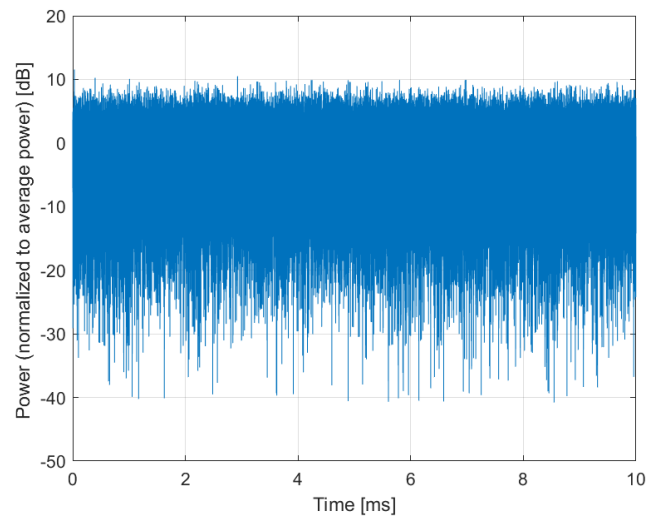
² Modulation Interference Factor (MIF) value valid only in conjunction with advanced probe response linearization calibration for the same communication system (same UID and version).



Complementary Cumulative Distribution Function (CCDF)



Frequency Domain



Time Domain

**Calibration Laboratory of
Schmid & Partner
Engineering AG**
Zeughausstrasse 43, 8004 Zurich, Switzerland

Name: **5G NR (CP-OFDM, 50% RB, 20 MHz, QPSK, 60 kHz)**

Group: 5G NR FR1 TDD
UID: 10844-AAD

PAR: ¹ **8.34 dB**
MIF: ² **-21.97 dB**

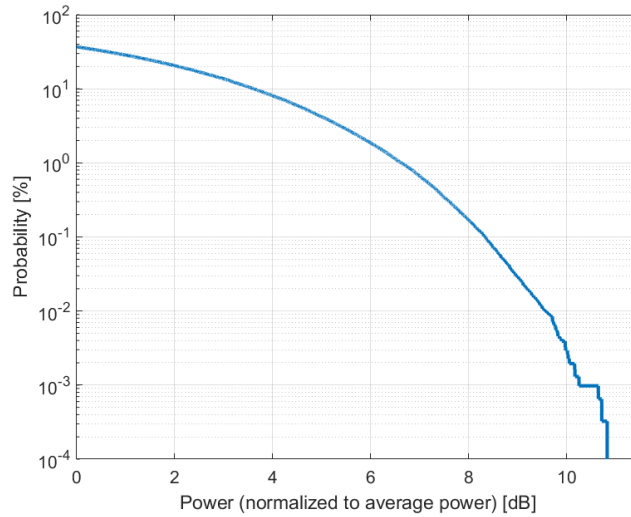
Standard Reference: SPEAG
Category: Random amplitude modulation
Modulation: QPSK
Frequency Band: Band n38 (2570 - 2620 MHz)
Band n39 (1880 - 1920 MHz)
Band n40 (2300 - 2400 MHz)
Band n41 (2496 - 2690 MHz)
Band n48 (3550 - 3700 MHz)
Band n50 (1432 - 1517 MHz)
Band n77 (3300 - 4200 MHz)
Band n78 (3300 - 3800 MHz)
Band n90 (2496 - 2690 MHz)
Band n47 (5855 - 5925 MHz)
Validation band (0.0 - 6000.0 MHz)

Detailed Specification: Multiplexing Scheme: CP-OFDM
Modulation Scheme: QPSK
Subcarrier Spacing: 60 kHz
Number RBs: 12
Slot Format Index: 1
Data Type: PN9

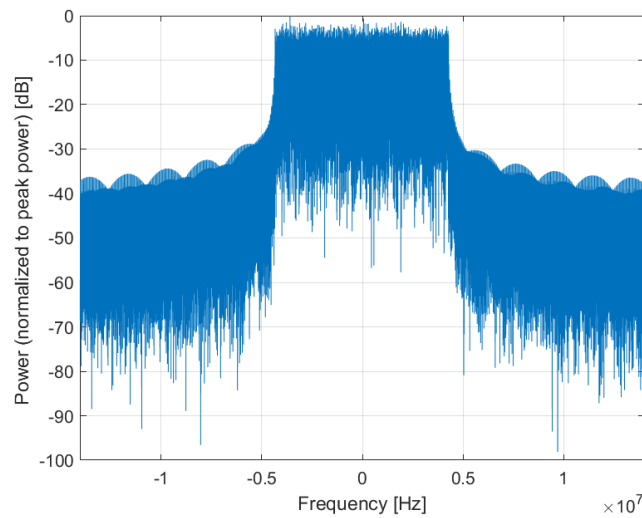
Bandwidth: 20.0 MHz
Integration Time: 10.0 ms

¹ PAR (0.1%) in accordance with FCC KDB 971168, Section 6.0 "Measurement of the Peak-to-Average Power Ratio (PAPR)"

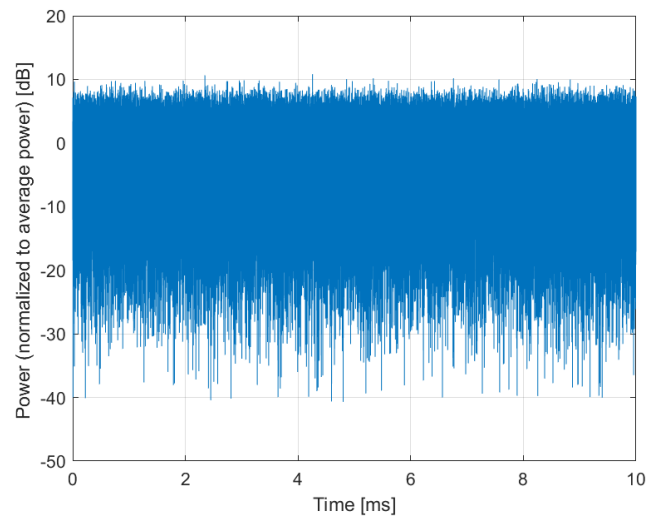
² Modulation Interference Factor (MIF) value valid only in conjunction with advanced probe response linearization calibration for the same communication system (same UID and version).



Complementary Cumulative Distribution Function (CCDF)



Frequency Domain



Time Domain

**Calibration Laboratory of
Schmid & Partner
Engineering AG**
Zeughausstrasse 43, 8004 Zurich, Switzerland

Name: **5G NR (CP-OFDM, 50% RB, 30 MHz, QPSK, 60 kHz)**

Group: 5G NR FR1 TDD
UID: 10846-AAD

PAR: ¹ **8.41 dB**
MIF: ² **-22.29 dB**

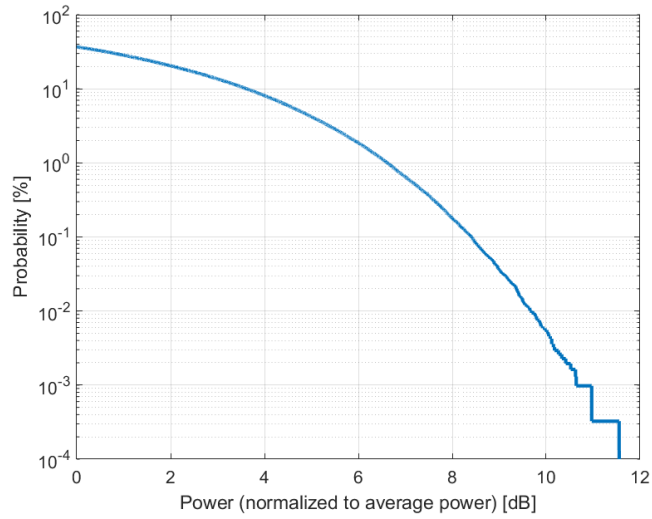
Standard Reference: SPEAG
Category: Random amplitude modulation
Modulation: QPSK
Frequency Band: Band n38 (2570 - 2620 MHz)
Band n39 (1880 - 1920 MHz)
Band n40 (2300 - 2400 MHz)
Band n41 (2496 - 2690 MHz)
Band n50 (1432 - 1517 MHz)
Band n77 (3300 - 4200 MHz)
Band n78 (3300 - 3800 MHz)
Band n90 (2496 - 2690 MHz)
Band n47 (5855 - 5925 MHz)
Validation band (0.0 - 6000.0 MHz)

Detailed Specification: Multiplexing Scheme: CP-OFDM
Modulation Scheme: QPSK
Subcarrier Spacing: 60 kHz
Number RBs: 19
Slot Format Index: 1
Data Type: PN9

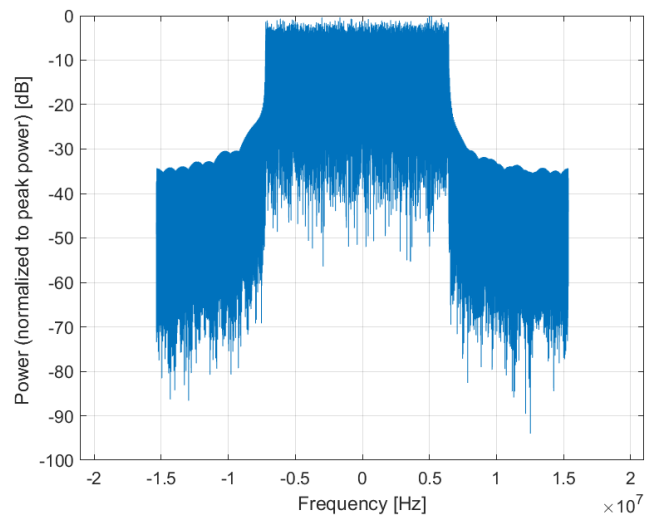
Bandwidth: 30.0 MHz
Integration Time: 10.0 ms

¹ PAR (0.1%) in accordance with FCC KDB 971168, Section 6.0 "Measurement of the Peak-to-Average Power Ratio (PAPR)"

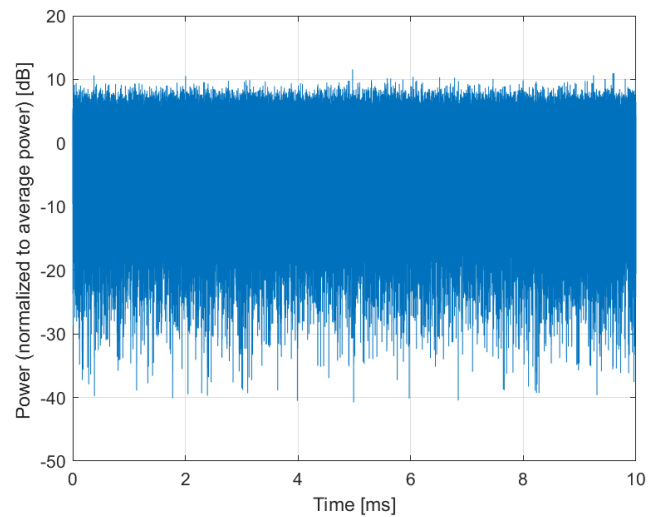
² Modulation Interference Factor (MIF) value valid only in conjunction with advanced probe response linearization calibration for the same communication system (same UID and version).



Complementary Cumulative Distribution Function (CCDF)



Frequency Domain



Time Domain

**Calibration Laboratory of
Schmid & Partner
Engineering AG**
Zeughausstrasse 43, 8004 Zurich, Switzerland

Name: **5G NR (CP-OFDM, 100% RB, 10 MHz, QPSK, 60 kHz)**

Group: 5G NR FR1 TDD
UID: 10854-AAD

PAR: ¹ **8.34 dB**
MIF: ² **-21.22 dB**

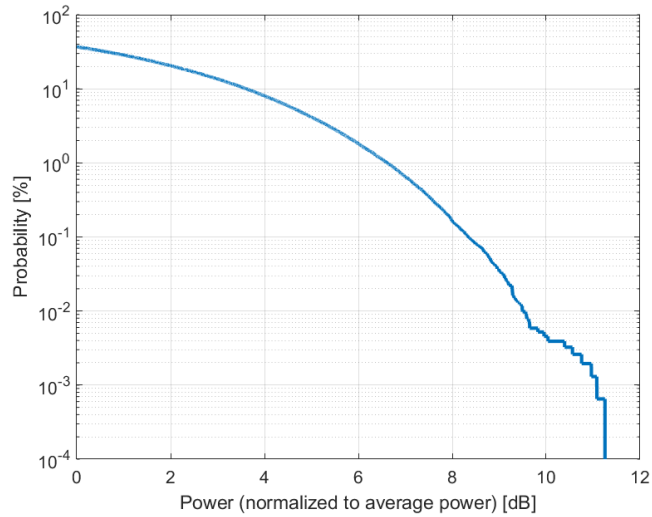
Standard Reference: SPEAG
Category: Random amplitude modulation
Modulation: QPSK
Frequency Band: Band n34 (2010 - 2025 MHz)
Band n38 (2570 - 2620 MHz)
Band n39 (1880 - 1920 MHz)
Band n40 (2300 - 2400 MHz)
Band n41 (2496 - 2690 MHz)
Band n48 (3550 - 3700 MHz)
Band n50 (1432 - 1517 MHz)
Band n77 (3300 - 4200 MHz)
Band n78 (3300 - 3800 MHz)
Band n53 (2483.5 - 2495 MHz)
Band n90 (2496 - 2690 MHz)
Band n47 (5855 - 5925 MHz)
Validation band (0.0 - 6000.0 MHz)

Detailed Specification: Multiplexing Scheme: CP-OFDM
Modulation Scheme: QPSK
Subcarrier Spacing: 60 kHz
Number RBs: 11
Slot Format Index: 1
Data Type: PN9

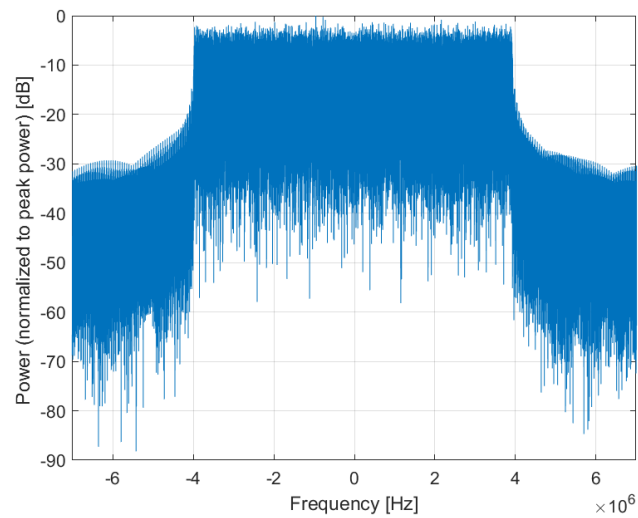
Bandwidth: 10.0 MHz
Integration Time: 10.0 ms

¹ PAR (0.1%) in accordance with FCC KDB 971168, Section 6.0 "Measurement of the Peak-to-Average Power Ratio (PAPR)"

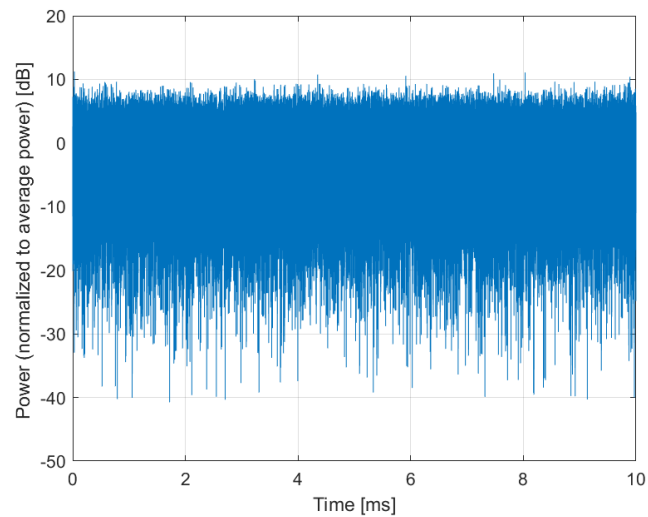
² Modulation Interference Factor (MIF) value valid only in conjunction with advanced probe response linearization calibration for the same communication system (same UID and version).



Complementary Cumulative Distribution Function (CCDF)



Frequency Domain



Time Domain

**Calibration Laboratory of
Schmid & Partner
Engineering AG**
Zeughausstrasse 43, 8004 Zurich, Switzerland

Name: **5G NR (CP-OFDM, 100% RB, 15 MHz, QPSK, 60 kHz)**

Group: 5G NR FR1 TDD
UID: 10855-AAD

PAR: ¹ **8.36 dB**
MIF: ² **-22.79 dB**

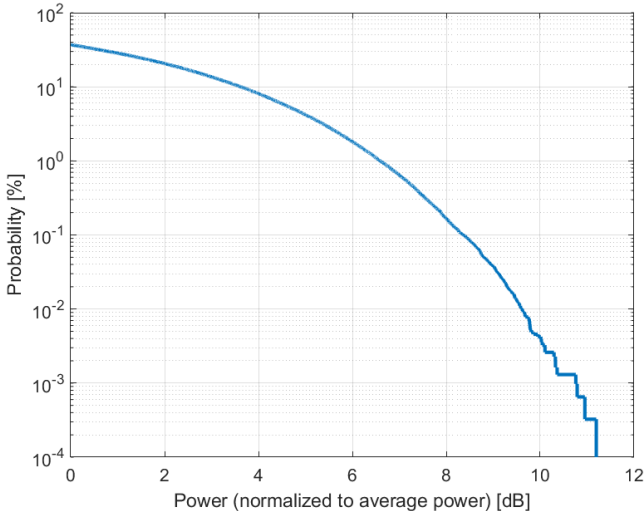
Standard Reference: SPEAG
Category: Random amplitude modulation
Modulation: QPSK
Frequency Band: Band n34 (2010 - 2025 MHz)
Band n38 (2570 - 2620 MHz)
Band n39 (1880 - 1920 MHz)
Band n40 (2300 - 2400 MHz)
Band n41 (2496 - 2690 MHz)
Band n48 (3550 - 3700 MHz)
Band n50 (1432 - 1517 MHz)
Band n77 (3300 - 4200 MHz)
Band n78 (3300 - 3800 MHz)
Band n90 (2496 - 2690 MHz)
Validation band (0.0 - 6000.0 MHz)

Detailed Specification: Multiplexing Scheme: CP-OFDM
Modulation Scheme: QPSK
Subcarrier Spacing: 60 kHz
Number RBs: 18
Slot Format Index: 1
Data Type: PN9

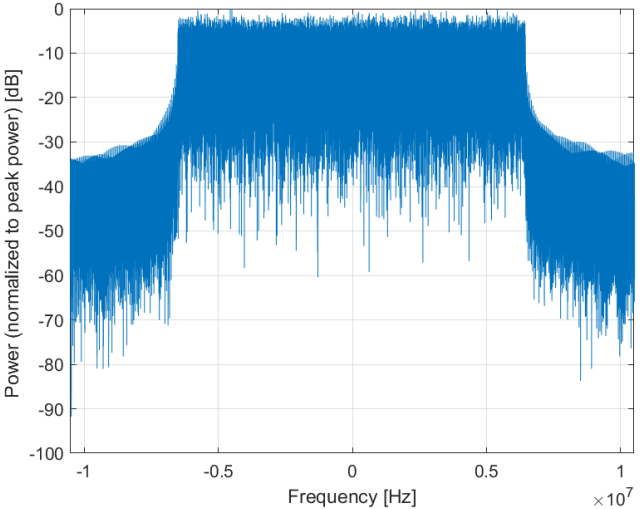
Bandwidth: 15.0 MHz
Integration Time: 10.0 ms

¹ PAR (0.1%) in accordance with FCC KDB 971168, Section 6.0 "Measurement of the Peak-to-Average Power Ratio (PAPR)"

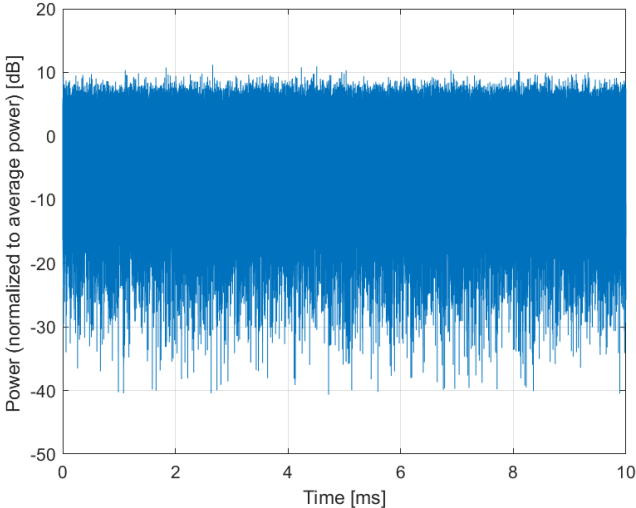
² Modulation Interference Factor (MIF) value valid only in conjunction with advanced probe response linearization calibration for the same communication system (same UID and version).



Complementary Cumulative Distribution Function (CCDF)



Frequency Domain



Time Domain

**Calibration Laboratory of
Schmid & Partner
Engineering AG**
Zeughausstrasse 43, 8004 Zurich, Switzerland

Name: **5G NR (CP-OFDM, 100% RB, 20 MHz, QPSK, 60 kHz)**

Group: 5G NR FR1 TDD
UID: 10856-AAD

PAR: ¹ **8.37 dB**
MIF: ² **-23.39 dB**

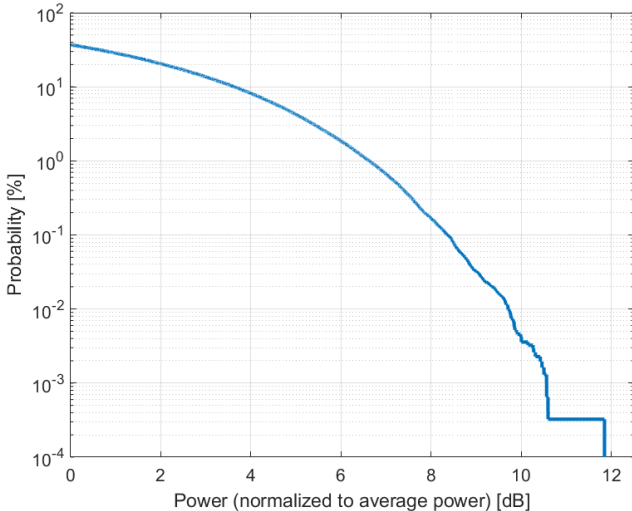
Standard Reference: SPEAG
Category: Random amplitude modulation
Modulation: QPSK
Frequency Band: Band n38 (2570 - 2620 MHz)
Band n39 (1880 - 1920 MHz)
Band n40 (2300 - 2400 MHz)
Band n41 (2496 - 2690 MHz)
Band n48 (3550 - 3700 MHz)
Band n50 (1432 - 1517 MHz)
Band n77 (3300 - 4200 MHz)
Band n78 (3300 - 3800 MHz)
Band n90 (2496 - 2690 MHz)
Band n47 (5855 - 5925 MHz)
Validation band (0.0 - 6000.0 MHz)

Detailed Specification: Multiplexing Scheme: CP-OFDM
Modulation Scheme: QPSK
Subcarrier Spacing: 60 kHz
Number RBs: 24
Slot Format Index: 1
Data Type: PN9

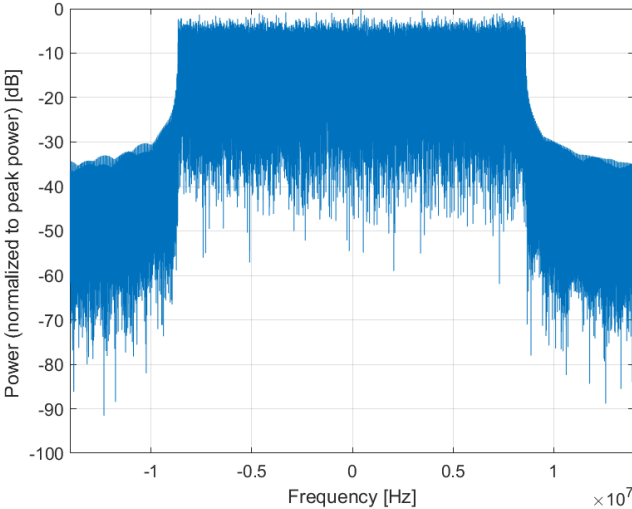
Bandwidth: 20.0 MHz
Integration Time: 10.0 ms

¹ PAR (0.1%) in accordance with FCC KDB 971168, Section 6.0 "Measurement of the Peak-to-Average Power Ratio (PAPR)"

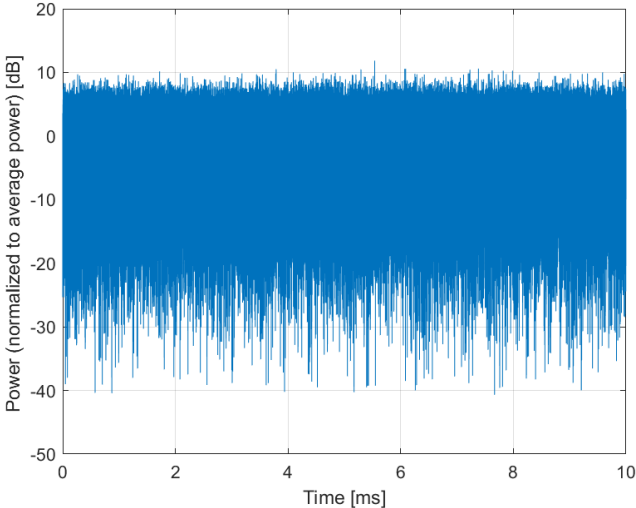
² Modulation Interference Factor (MIF) value valid only in conjunction with advanced probe response linearization calibration for the same communication system (same UID and version).



Complementary Cumulative Distribution Function (CCDF)



Frequency Domain



Time Domain

**Calibration Laboratory of
Schmid & Partner
Engineering AG**
Zeughausstrasse 43, 8004 Zurich, Switzerland

Name: **5G NR (CP-OFDM, 100% RB, 25 MHz, QPSK, 60 kHz)**

Group: 5G NR FR1 TDD
UID: 10857-AAD

PAR: ¹ **8.35 dB**
MIF: ² **-23.88 dB**

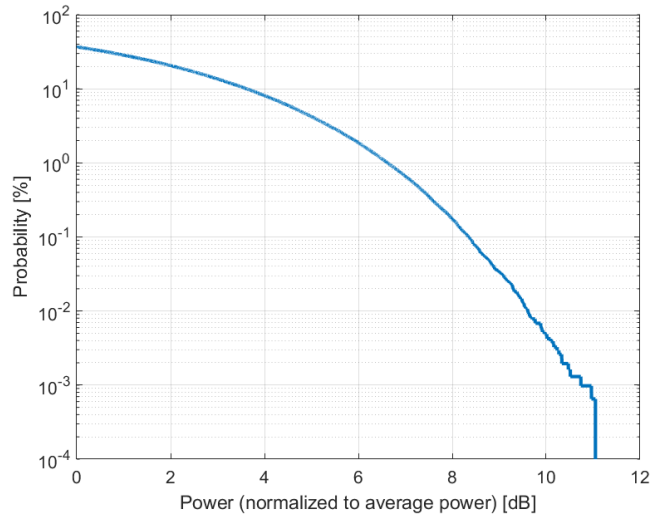
Standard Reference: SPEAG
Category: Random amplitude modulation
Modulation: QPSK
Frequency Band: Band n38 (2570 - 2620 MHz)
Band n39 (1880 - 1920 MHz)
Band n40 (2300 - 2400 MHz)
Band n77 (3300 - 4200 MHz)
Band n78 (3300 - 3800 MHz)
Validation band (0.0 - 6000.0 MHz)

Detailed Specification: Multiplexing Scheme: CP-OFDM
Modulation Scheme: QPSK
Subcarrier Spacing: 60 kHz
Number RBs: 31
Slot Format Index: 1
Data Type: PN9

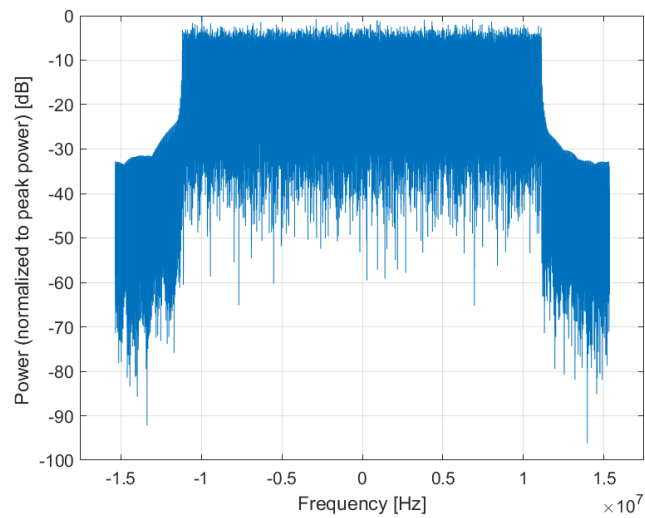
Bandwidth: 25.0 MHz
Integration Time: 10.0 ms

¹ PAR (0.1%) in accordance with FCC KDB 971168, Section 6.0 "Measurement of the Peak-to-Average Power Ratio (PAPR)"

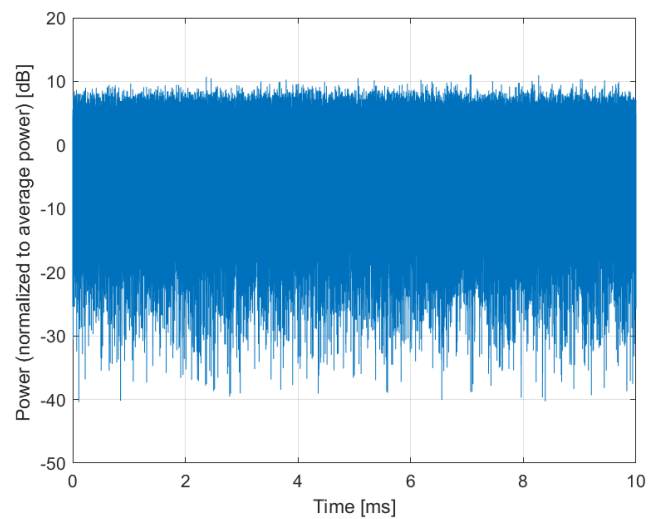
² Modulation Interference Factor (MIF) value valid only in conjunction with advanced probe response linearization calibration for the same communication system (same UID and version).



Complementary Cumulative Distribution Function (CCDF)



Frequency Domain



Time Domain

**Calibration Laboratory of
Schmid & Partner
Engineering AG**
Zeughausstrasse 43, 8004 Zurich, Switzerland

Name: **5G NR (CP-OFDM, 100% RB, 30 MHz, QPSK, 60 kHz)**

Group: 5G NR FR1 TDD
UID: 10858-AAD

PAR: ¹ **8.36 dB**
MIF: ² **-24.52 dB**

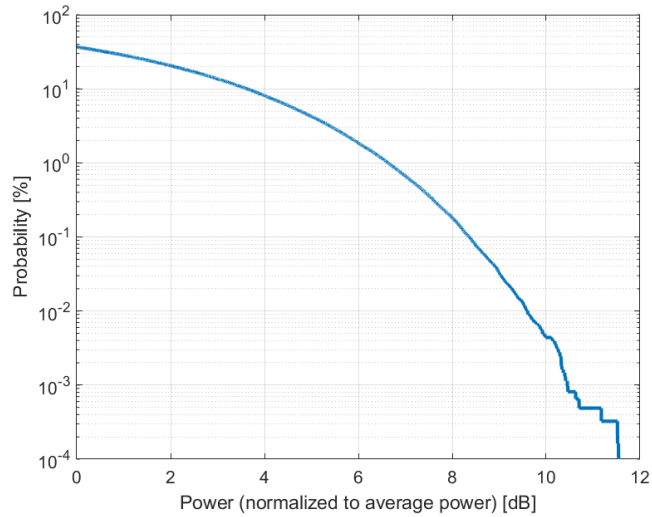
Standard Reference: SPEAG
Category: Random amplitude modulation
Modulation: QPSK
Frequency Band: Band n38 (2570 - 2620 MHz)
Band n39 (1880 - 1920 MHz)
Band n40 (2300 - 2400 MHz)
Band n41 (2496 - 2690 MHz)
Band n50 (1432 - 1517 MHz)
Band n77 (3300 - 4200 MHz)
Band n78 (3300 - 3800 MHz)
Band n90 (2496 - 2690 MHz)
Band n47 (5855 - 5925 MHz)
Validation band (0.0 - 6000.0 MHz)

Detailed Specification: Multiplexing Scheme: CP-OFDM
Modulation Scheme: QPSK
Subcarrier Spacing: 60 kHz
Number RBs: 38
Slot Format Index: 1
Data Type: PN9

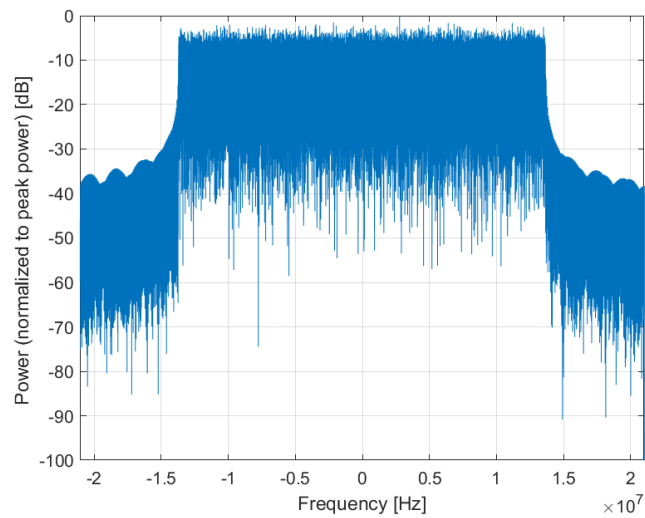
Bandwidth: 30.0 MHz
Integration Time: 10.0 ms

¹ PAR (0.1%) in accordance with FCC KDB 971168, Section 6.0 "Measurement of the Peak-to-Average Power Ratio (PAPR)"

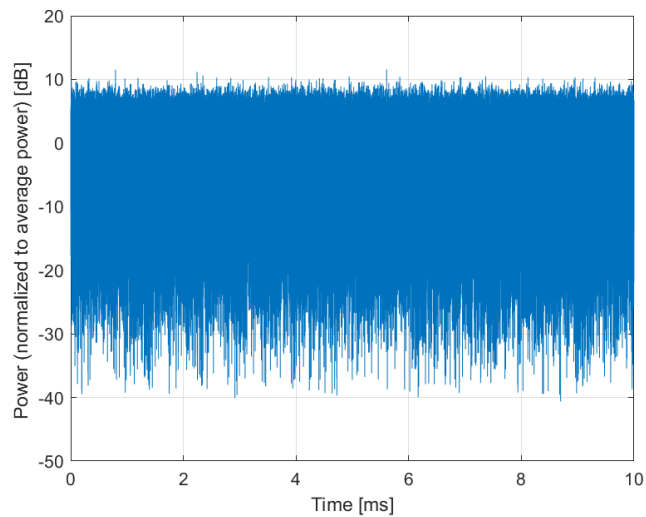
² Modulation Interference Factor (MIF) value valid only in conjunction with advanced probe response linearization calibration for the same communication system (same UID and version).



Complementary Cumulative Distribution Function (CCDF)



Frequency Domain



Time Domain

**Calibration Laboratory of
Schmid & Partner
Engineering AG**
Zeughausstrasse 43, 8004 Zurich, Switzerland

Name: **5G NR (CP-OFDM, 100% RB, 40 MHz, QPSK, 60 kHz)**

Group: 5G NR FR1 TDD
UID: 10859-AAD

PAR: ¹ **8.34 dB**
MIF: ² **-24.92 dB**

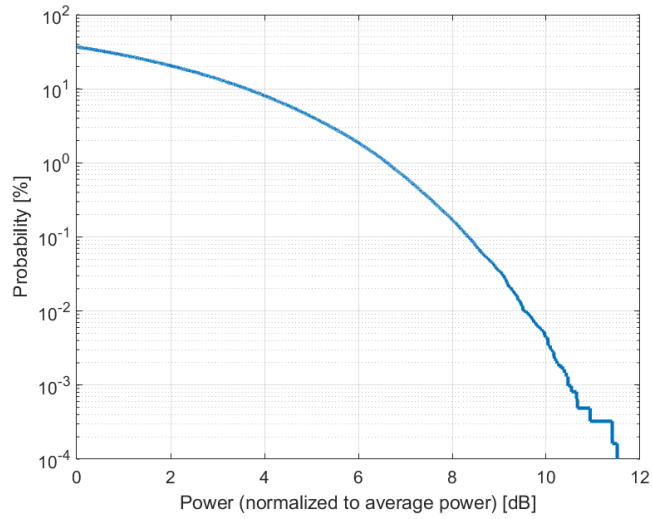
Standard Reference: SPEAG
Category: Random amplitude modulation
Modulation: QPSK
Frequency Band: Band n38 (2570 - 2620 MHz)
Band n39 (1880 - 1920 MHz)
Band n40 (2300 - 2400 MHz)
Band n41 (2496 - 2690 MHz)
Band n48 (3550 - 3700 MHz)
Band n50 (1432 - 1517 MHz)
Band n77 (3300 - 4200 MHz)
Band n78 (3300 - 3800 MHz)
Band n79 (4400 - 5000 MHz)
Band n90 (2496 - 2690 MHz)
Band n47 (5855 - 5925 MHz)
Validation band (0.0 - 6000.0 MHz)

Detailed Specification: Multiplexing Scheme: CP-OFDM
Modulation Scheme: QPSK
Subcarrier Spacing: 60 kHz
Number RBs: 51
Slot Format Index: 1
Data Type: PN9

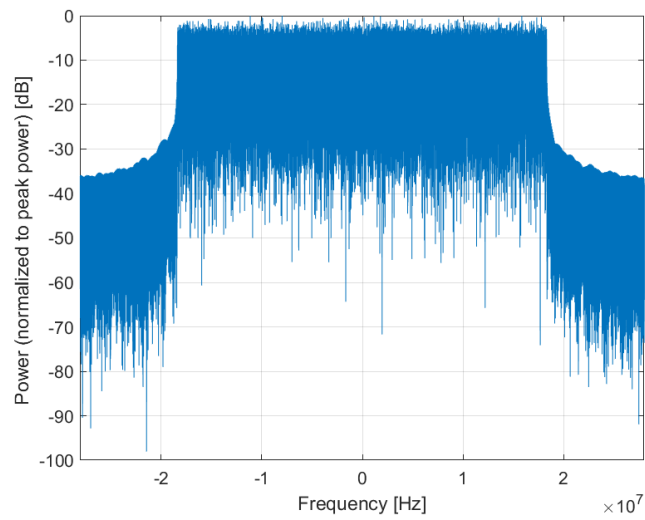
Bandwidth: 40.0 MHz
Integration Time: 10.0 ms

¹ PAR (0.1%) in accordance with FCC KDB 971168, Section 6.0 "Measurement of the Peak-to-Average Power Ratio (PAPR)"

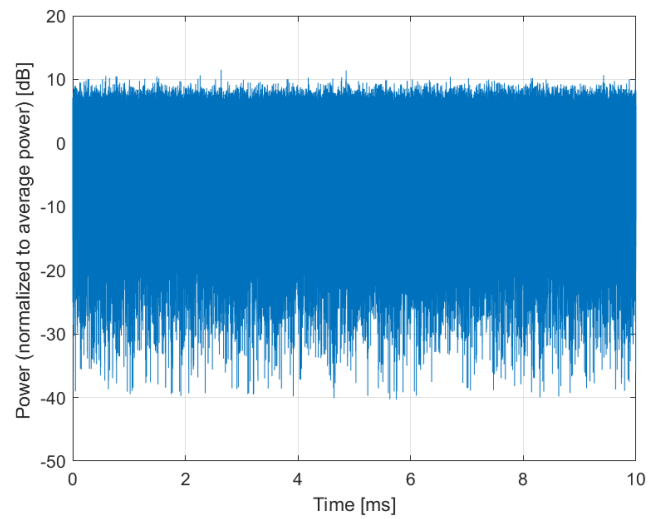
² Modulation Interference Factor (MIF) value valid only in conjunction with advanced probe response linearization calibration for the same communication system (same UID and version).



Complementary Cumulative Distribution Function (CCDF)



Frequency Domain



Time Domain

**Calibration Laboratory of
Schmid & Partner
Engineering AG**
Zeughausstrasse 43, 8004 Zurich, Switzerland

Name: **5G NR (CP-OFDM, 100% RB, 50 MHz, QPSK, 60 kHz)**

Group: 5G NR FR1 TDD
UID: 10860-AAD

PAR: ¹ **8.41 dB**
MIF: ² **-25.11 dB**

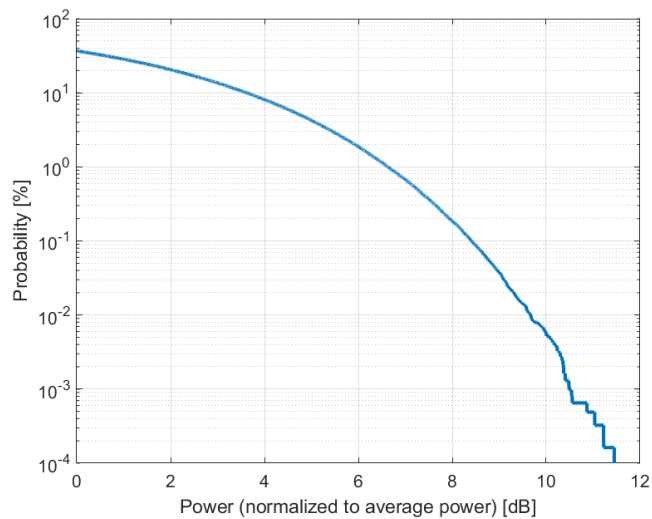
Standard Reference: SPEAG
Category: Random amplitude modulation
Modulation: QPSK
Frequency Band: Band n40 (2300 - 2400 MHz)
Band n41 (2496 - 2690 MHz)
Band n48 (3550 - 3700 MHz)
Band n50 (1432 - 1517 MHz)
Band n77 (3300 - 4200 MHz)
Band n78 (3300 - 3800 MHz)
Band n79 (4400 - 5000 MHz)
Band n90 (2496 - 2690 MHz)
Validation band (0.0 - 6000.0 MHz)

Detailed Specification: Multiplexing Scheme: CP-OFDM
Modulation Scheme: QPSK
Subcarrier Spacing: 60 kHz
Number RBs: 65
Slot Format Index: 1
Data Type: PN9

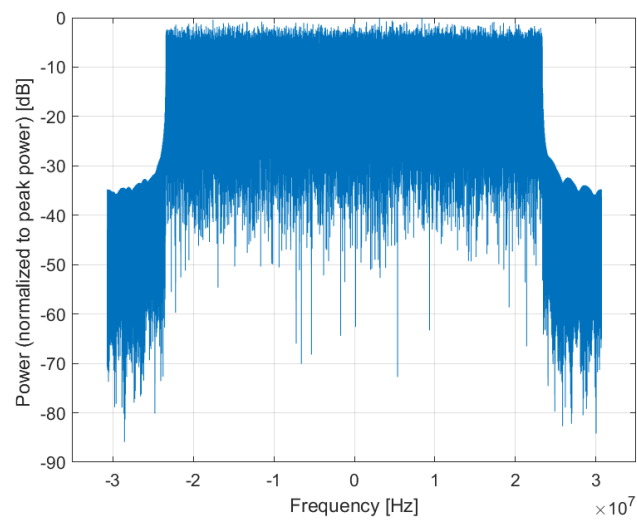
Bandwidth: 50.0 MHz
Integration Time: 10.0 ms

¹ PAR (0.1%) in accordance with FCC KDB 971168, Section 6.0 "Measurement of the Peak-to-Average Power Ratio (PAPR)"

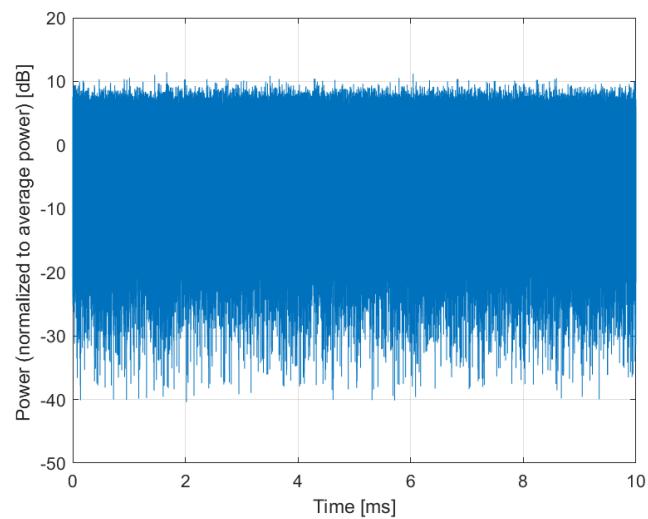
² Modulation Interference Factor (MIF) value valid only in conjunction with advanced probe response linearization calibration for the same communication system (same UID and version).



Complementary Cumulative Distribution Function (CCDF)



Frequency Domain



Time Domain

**Calibration Laboratory of
Schmid & Partner
Engineering AG**
Zeughausstrasse 43, 8004 Zurich, Switzerland

Name: **5G NR (CP-OFDM, 100% RB, 60 MHz, QPSK, 60 kHz)**

Group: 5G NR FR1 TDD
UID: 10861-AAD

PAR: ¹ **8.40 dB**
MIF: ² **-25.74 dB**

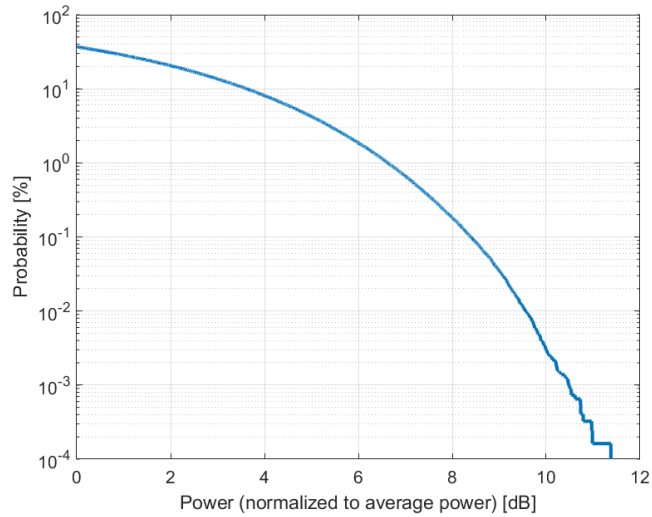
Standard Reference: SPEAG
Category: Random amplitude modulation
Modulation: QPSK
Frequency Band: Band n40 (2300 - 2400 MHz)
Band n41 (2496 - 2690 MHz)
Band n48 (3550 - 3700 MHz)
Band n50 (1432 - 1517 MHz)
Band n77 (3300 - 4200 MHz)
Band n78 (3300 - 3800 MHz)
Band n79 (4400 - 5000 MHz)
Band n90 (2496 - 2690 MHz)
Validation band (0.0 - 6000.0 MHz)

Detailed Specification: Multiplexing Scheme: CP-OFDM
Modulation Scheme: QPSK
Subcarrier Spacing: 60 kHz
Number RBs: 79
Slot Format Index: 1
Data Type: PN9

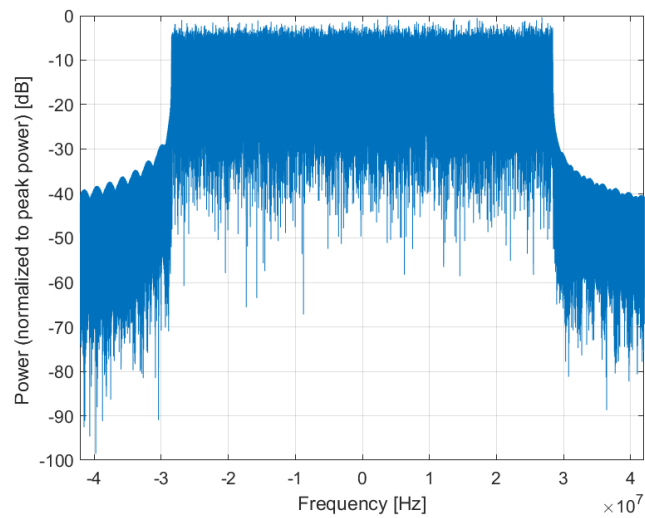
Bandwidth: 60.0 MHz
Integration Time: 10.0 ms

¹ PAR (0.1%) in accordance with FCC KDB 971168, Section 6.0 "Measurement of the Peak-to-Average Power Ratio (PAPR)"

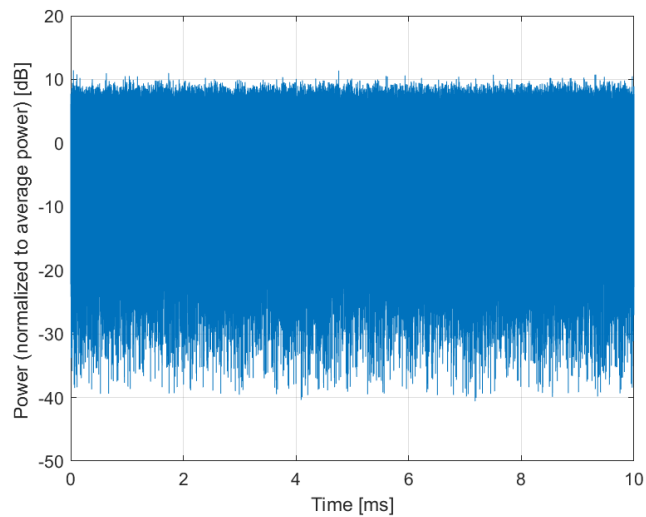
² Modulation Interference Factor (MIF) value valid only in conjunction with advanced probe response linearization calibration for the same communication system (same UID and version).



Complementary Cumulative Distribution Function (CCDF)



Frequency Domain



Time Domain

**Calibration Laboratory of
Schmid & Partner
Engineering AG**
Zeughausstrasse 43, 8004 Zurich, Switzerland

Name: **5G NR (CP-OFDM, 100% RB, 80 MHz, QPSK, 60 kHz)**

Group: 5G NR FR1 TDD
UID: 10863-AAD

PAR: ¹ **8.41 dB**
MIF: ² **-26.63 dB**

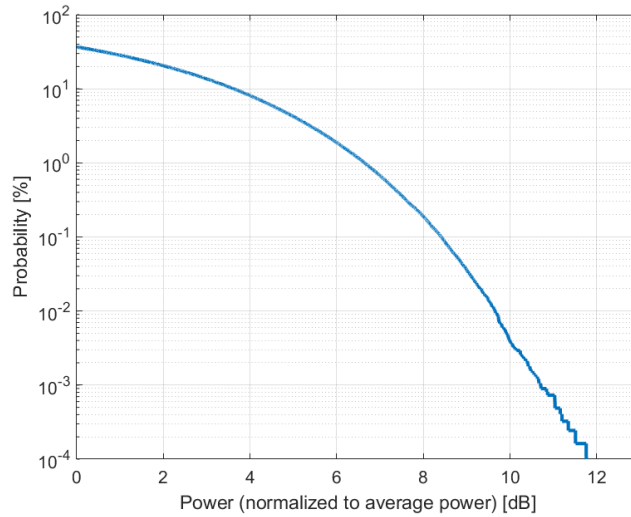
Standard Reference: SPEAG
Category: Random amplitude modulation
Modulation: QPSK
Frequency Band: Band n40 (2300 - 2400 MHz)
Band n41 (2496 - 2690 MHz)
Band n48 (3550 - 3700 MHz)
Band n50 (1432 - 1517 MHz)
Band n77 (3300 - 4200 MHz)
Band n78 (3300 - 3800 MHz)
Band n79 (4400 - 5000 MHz)
Band n90 (2496 - 2690 MHz)
Validation band (0.0 - 6000.0 MHz)

Detailed Specification: Multiplexing Scheme: CP-OFDM
Modulation Scheme: QPSK
Subcarrier Spacing: 60 kHz
Number RBs: 107
Slot Format Index: 1
Data Type: PN9

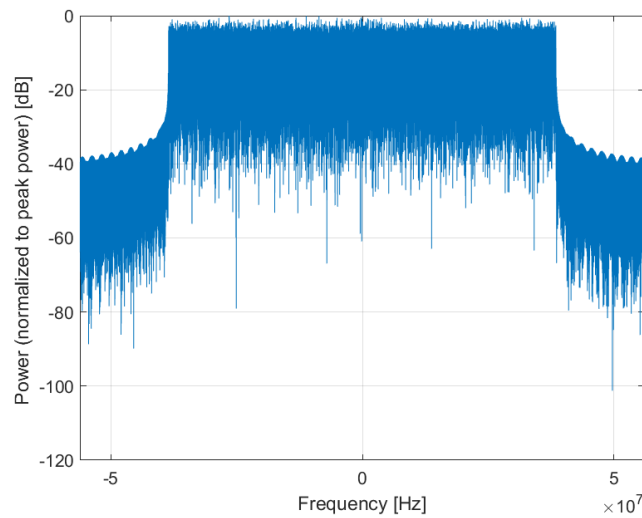
Bandwidth: 80.0 MHz
Integration Time: 10.0 ms

¹ PAR (0.1%) in accordance with FCC KDB 971168, Section 6.0 "Measurement of the Peak-to-Average Power Ratio (PAPR)"

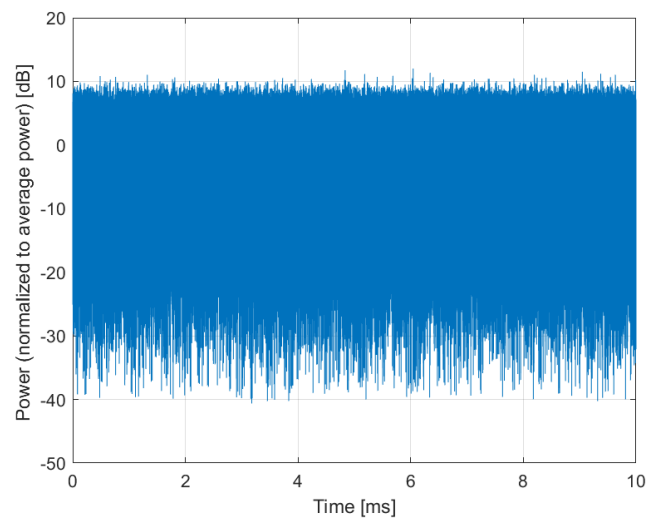
² Modulation Interference Factor (MIF) value valid only in conjunction with advanced probe response linearization calibration for the same communication system (same UID and version).



Complementary Cumulative Distribution Function (CCDF)



Frequency Domain



Time Domain

**Calibration Laboratory of
Schmid & Partner
Engineering AG**
Zeughausstrasse 43, 8004 Zurich, Switzerland

Name: **5G NR (CP-OFDM, 100% RB, 90 MHz, QPSK, 60 kHz)**

Group: 5G NR FR1 TDD
UID: 10864-AAD

PAR: ¹ **8.37 dB**
MIF: ² **-27.49 dB**

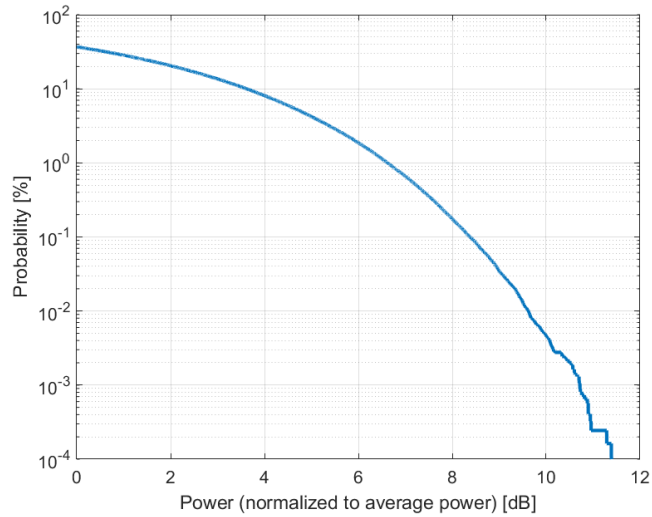
Standard Reference: SPEAG
Category: Random amplitude modulation
Modulation: QPSK
Frequency Band: Band n41 (2496 - 2690 MHz)
Band n48 (3550 - 3700 MHz)
Band n77 (3300 - 4200 MHz)
Band n78 (3300 - 3800 MHz)
Band n90 (2496 - 2690 MHz)
Validation band (0.0 - 6000.0 MHz)

Detailed Specification: Multiplexing Scheme: CP-OFDM
Modulation Scheme: QPSK
Subcarrier Spacing: 60 kHz
Number RBs: 121
Slot Format Index: 1
Data Type: PN9

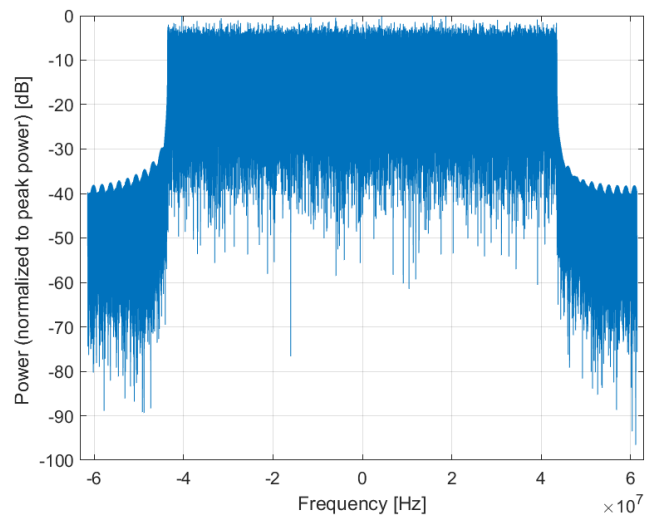
Bandwidth: 90.0 MHz
Integration Time: 10.0 ms

¹ PAR (0.1%) in accordance with FCC KDB 971168, Section 6.0 "Measurement of the Peak-to-Average Power Ratio (PAPR)"

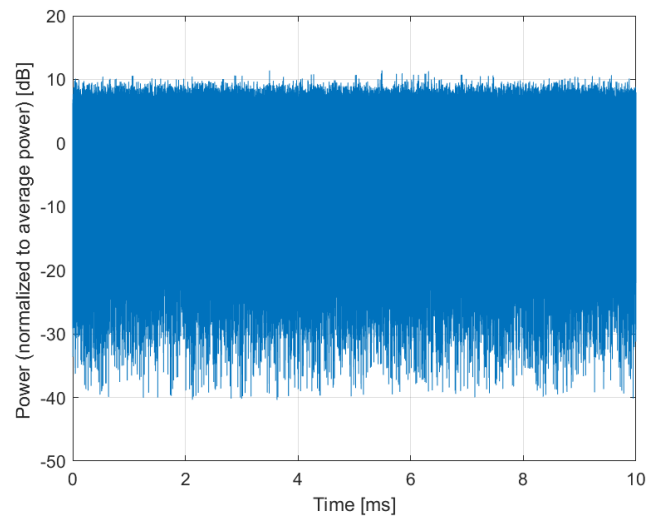
² Modulation Interference Factor (MIF) value valid only in conjunction with advanced probe response linearization calibration for the same communication system (same UID and version).



Complementary Cumulative Distribution Function (CCDF)



Frequency Domain



Time Domain

**Calibration Laboratory of
Schmid & Partner
Engineering AG**
Zeughausstrasse 43, 8004 Zurich, Switzerland

Name: **5G NR (CP-OFDM, 100% RB, 100 MHz, QPSK, 60 kHz)**

Group: 5G NR FR1 TDD
UID: 10865-AAD

PAR: ¹ **8.41 dB**
MIF: ² **-26.96 dB**

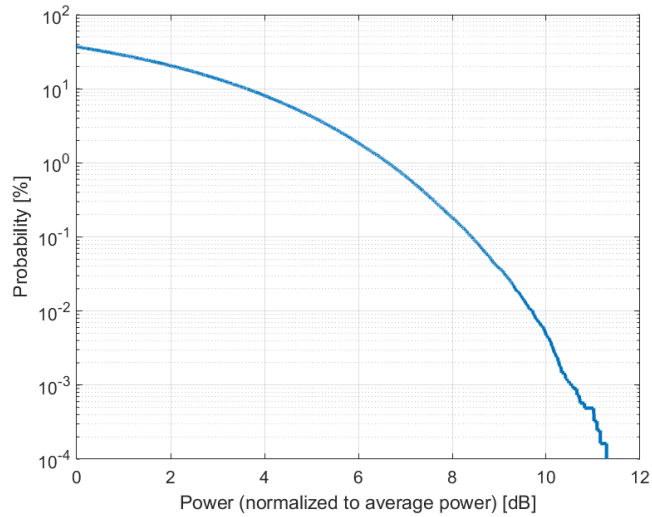
Standard Reference: SPEAG
Category: Random amplitude modulation
Modulation: QPSK
Frequency Band: Band n41 (2496 - 2690 MHz)
Band n48 (3550 - 3700 MHz)
Band n77 (3300 - 4200 MHz)
Band n78 (3300 - 3800 MHz)
Band n79 (4400 - 5000 MHz)
Band n90 (2496 - 2690 MHz)
Validation band (0.0 - 6000.0 MHz)

Detailed Specification: Multiplexing Scheme: CP-OFDM
Modulation Scheme: QPSK
Subcarrier Spacing: 60 kHz
Number RBs: 135
Slot Format Index: 1
Data Type: PN9

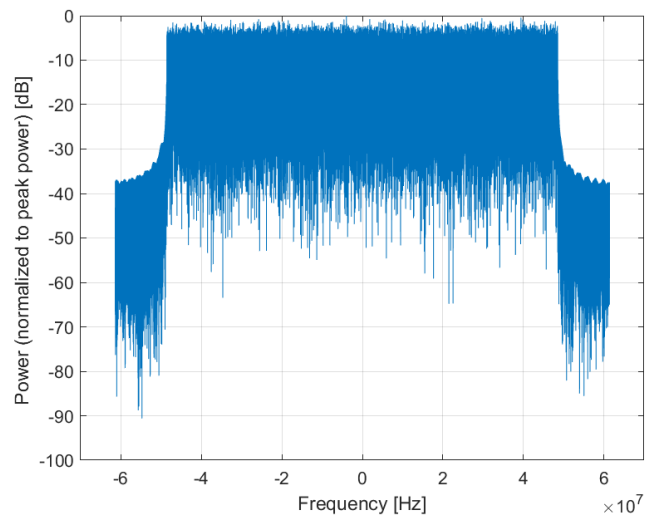
Bandwidth: 100.0 MHz
Integration Time: 10.0 ms

¹ PAR (0.1%) in accordance with FCC KDB 971168, Section 6.0 "Measurement of the Peak-to-Average Power Ratio (PAPR)"

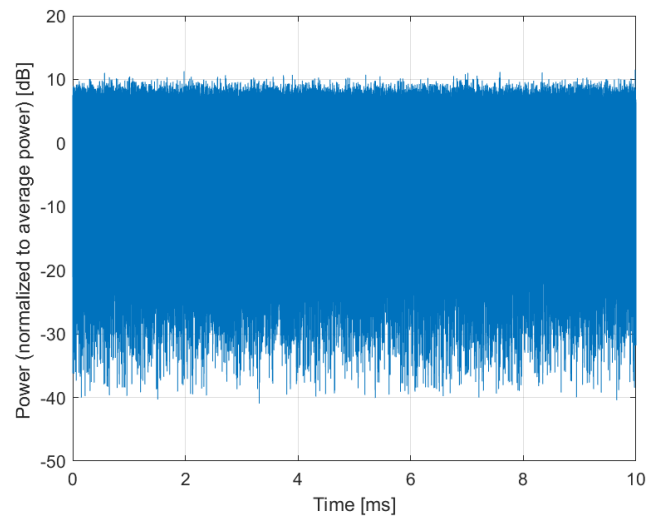
² Modulation Interference Factor (MIF) value valid only in conjunction with advanced probe response linearization calibration for the same communication system (same UID and version).



Complementary Cumulative Distribution Function (CCDF)



Frequency Domain



Time Domain

**Calibration Laboratory of
Schmid & Partner
Engineering AG**
Zeughausstrasse 43, 8004 Zurich, Switzerland

Name: **5G NR (DFT-s-OFDM, 1 RB, 100 MHz, QPSK, 30 kHz)**

Group: 5G NR FR1 TDD
UID: 10866-AAD

PAR: ¹ **5.68 dB**
MIF: ² **-16.69 dB**

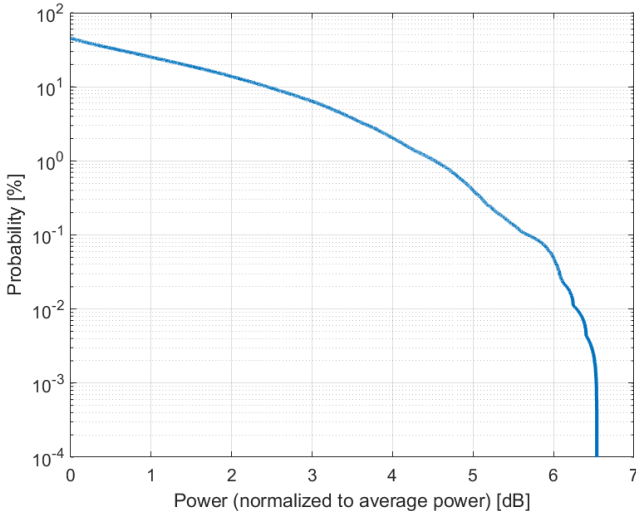
Standard Reference: SPEAG
Category: Random amplitude modulation
Modulation: QPSK
Frequency Band: Band n41 (2496 - 2690 MHz)
Band n48 (3550 - 3700 MHz)
Band n77 (3300 - 4200 MHz)
Band n78 (3300 - 3800 MHz)
Band n79 (4400 - 5000 MHz)
Band n90 (2496 - 2690 MHz)
Validation band (0.0 - 6000.0 MHz)

Detailed Specification: Multiplexing Scheme: DFT-s-OFDM
Modulation Scheme: QPSK
Subcarrier Spacing: 30 kHz
Number RBs: 1
Slot Format Index: 1
Data Type: PN9

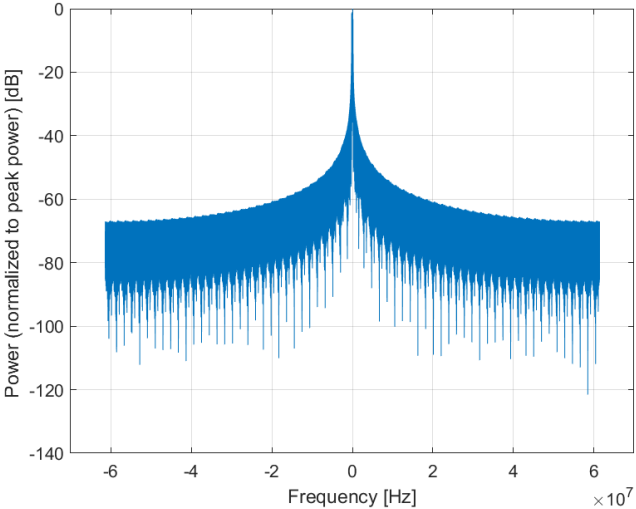
Bandwidth: 100.0 MHz
Integration Time: 10.0 ms

¹ PAR (0.1%) in accordance with FCC KDB 971168, Section 6.0 "Measurement of the Peak-to-Average Power Ratio (PAPR)"

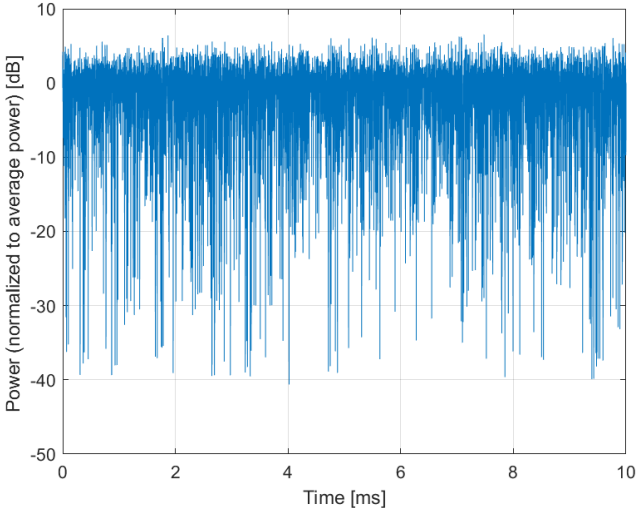
² Modulation Interference Factor (MIF) value valid only in conjunction with advanced probe response linearization calibration for the same communication system (same UID and version).



Complementary Cumulative Distribution Function (CCDF)



Frequency Domain



Time Domain

**Calibration Laboratory of
Schmid & Partner
Engineering AG**
Zeughausstrasse 43, 8004 Zurich, Switzerland

Name: **5G NR (DFT-s-OFDM, 100% RB, 100 MHz, QPSK, 30 kHz)**

Group: 5G NR FR1 TDD
UID: 10868-AAD

PAR: ¹ **5.89 dB**
MIF: ² **-20.47 dB**

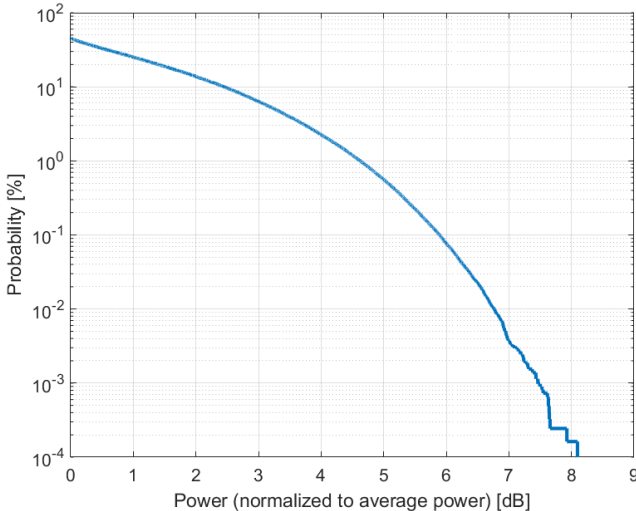
Standard Reference: SPEAG
Category: Random amplitude modulation
Modulation: QPSK
Frequency Band: Band n41 (2496 - 2690 MHz)
Band n48 (3550 - 3700 MHz)
Band n77 (3300 - 4200 MHz)
Band n78 (3300 - 3800 MHz)
Band n79 (4400 - 5000 MHz)
Band n90 (2496 - 2690 MHz)
Validation band (0.0 - 6000.0 MHz)

Detailed Specification: Multiplexing Scheme: DFT-s-OFDM
Modulation Scheme: QPSK
Subcarrier Spacing: 30 kHz
Number RBs: 273
Slot Format Index: 1
Data Type: PN9

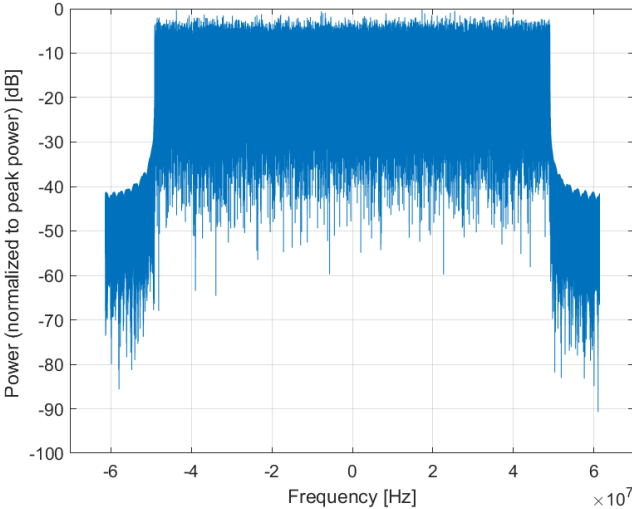
Bandwidth: 100.0 MHz
Integration Time: 10.0 ms

¹ PAR (0.1%) in accordance with FCC KDB 971168, Section 6.0 "Measurement of the Peak-to-Average Power Ratio (PAPR)"

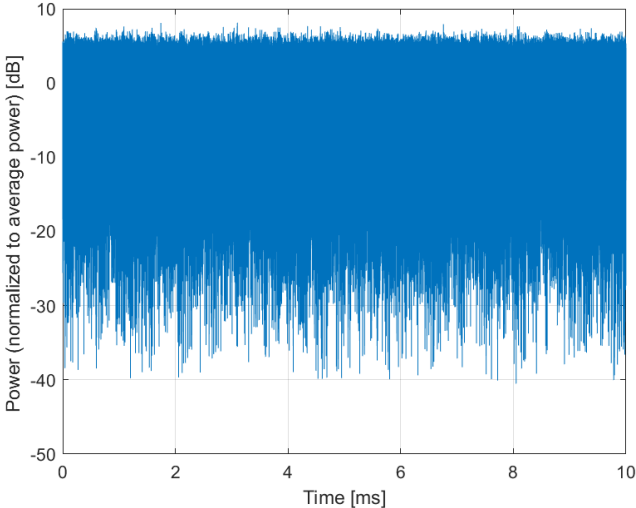
² Modulation Interference Factor (MIF) value valid only in conjunction with advanced probe response linearization calibration for the same communication system (same UID and version).



Complementary Cumulative Distribution Function (CCDF)



Frequency Domain



Time Domain

**Calibration Laboratory of
Schmid & Partner
Engineering AG**
Zeughausstrasse 43, 8004 Zurich, Switzerland

Name: **5G NR (DFT-s-OFDM, 1 RB, 100 MHz, QPSK, 120 kHz)**

Group: 5G NR FR2 TDD
UID: 10869-AAE

PAR: ¹ **5.75 dB**
MIF: ² **-19.60 dB**

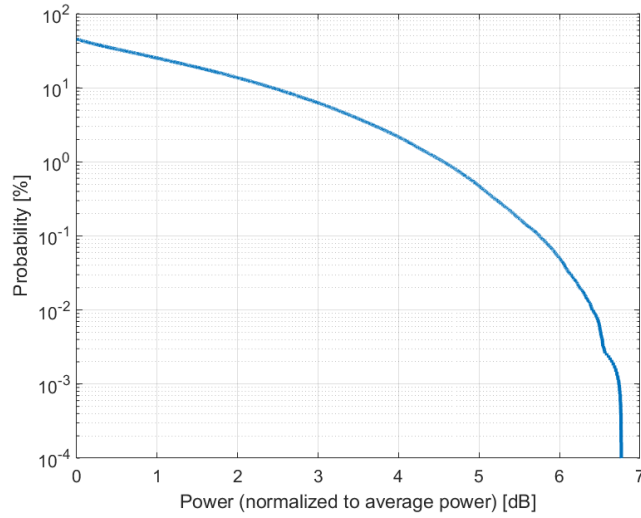
Standard Reference: SPEAG
Category: Random amplitude modulation
Modulation: QPSK
Frequency Band: Band n257 (26500 - 29500 MHz)
Band n258 (24200 - 27500 MHz)
Band n260 (37000 - 40000 MHz)
Band n261 (27500 - 28350 MHz)
Band n262 (47200 - 48200 MHz)
Validation band (0.0 - 6000.0 MHz)

Detailed Specification: Multiplexing Scheme: DFT-s-OFDM
Modulation Scheme: QPSK
Subcarrier Spacing: 120 kHz
Number RBs: 1
Slot Format Index: 1
Data Type: PN9

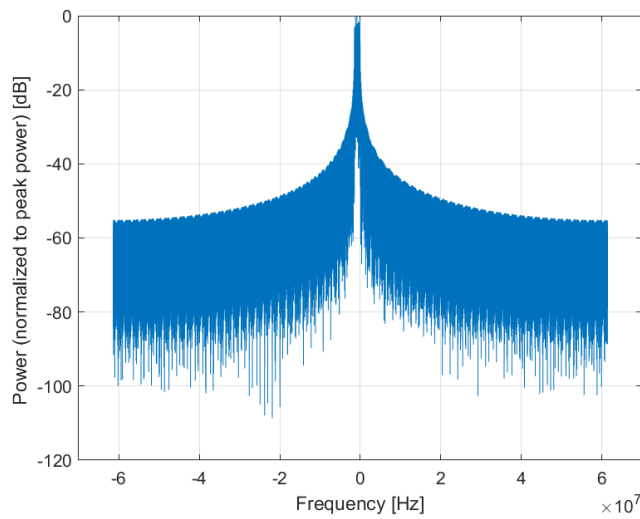
Bandwidth: 100.0 MHz
Integration Time: 10.0 ms

¹ PAR (0.1%) in accordance with FCC KDB 971168, Section 6.0 "Measurement of the Peak-to-Average Power Ratio (PAPR)"

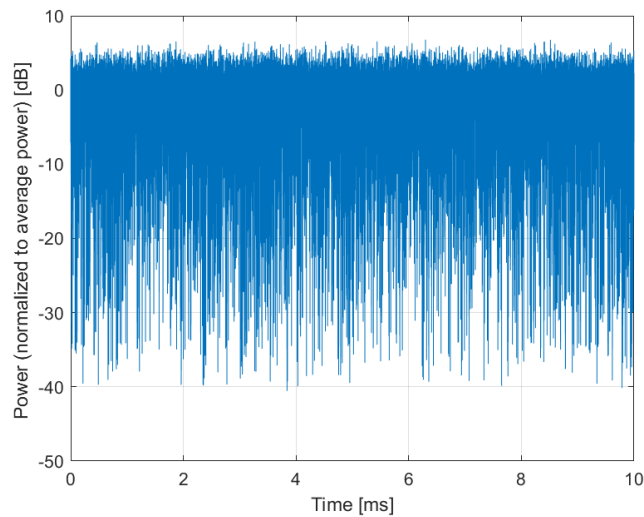
² Modulation Interference Factor (MIF) value valid only in conjunction with advanced probe response linearization calibration for the same communication system (same UID and version).



Complementary Cumulative Distribution Function (CCDF)



Frequency Domain



Time Domain

**Calibration Laboratory of
Schmid & Partner
Engineering AG**
Zeughausstrasse 43, 8004 Zurich, Switzerland

Name: **5G NR (DFT-s-OFDM, 100% RB, 100 MHz, QPSK, 120 kHz)**

Group: 5G NR FR2 TDD
UID: 10870-AAE

PAR: ¹ **5.86 dB**
MIF: ² **-28.74 dB**

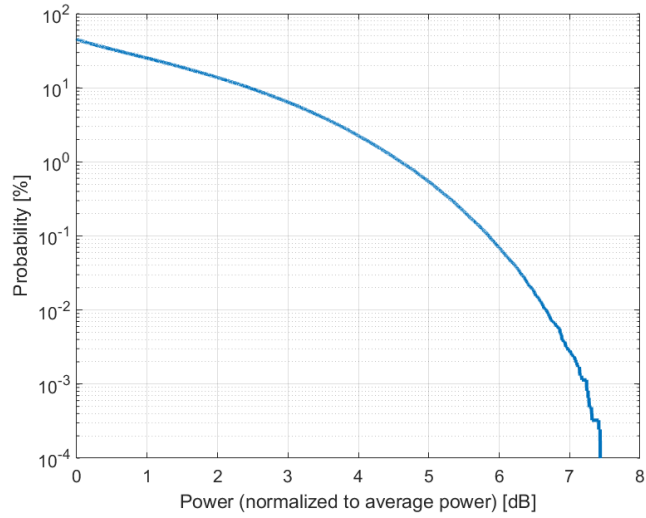
Standard Reference: SPEAG
Category: Random amplitude modulation
Modulation: QPSK
Frequency Band: Band n257 (26500 - 29500 MHz)
Band n258 (24200 - 27500 MHz)
Band n260 (37000 - 40000 MHz)
Band n261 (27500 - 28350 MHz)
Band n262 (47200 - 48200 MHz)
Validation band (0.0 - 6000.0 MHz)

Detailed Specification: Multiplexing Scheme: DFT-s-OFDM
Modulation Scheme: QPSK
Subcarrier Spacing: 120 kHz
Number RBs: 66
Slot Format Index: 1
Data Type: PN9

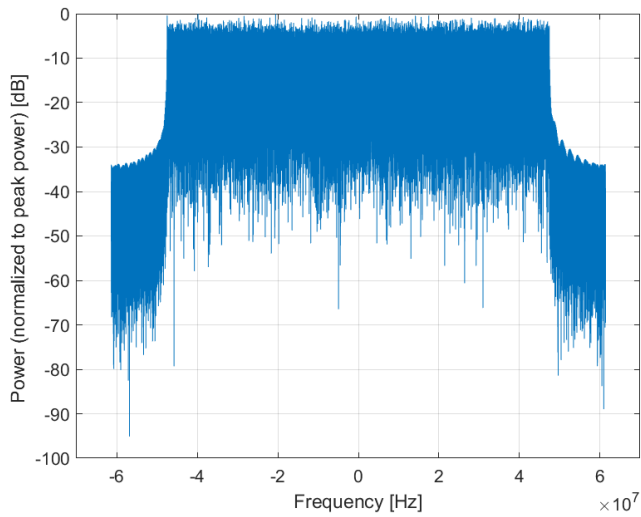
Bandwidth: 100.0 MHz
Integration Time: 10.0 ms

¹ PAR (0.1%) in accordance with FCC KDB 971168, Section 6.0 "Measurement of the Peak-to-Average Power Ratio (PAPR)"

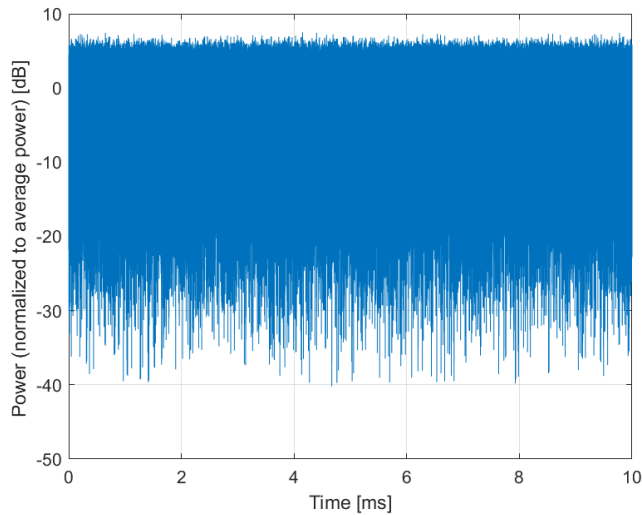
² Modulation Interference Factor (MIF) value valid only in conjunction with advanced probe response linearization calibration for the same communication system (same UID and version).



Complementary Cumulative Distribution Function (CCDF)



Frequency Domain



Time Domain

**Calibration Laboratory of
Schmid & Partner
Engineering AG**
Zeughausstrasse 43, 8004 Zurich, Switzerland

Name: **5G NR (DFT-s-OFDM, 1 RB, 100 MHz, 16QAM, 120 kHz)**

Group: 5G NR FR2 TDD
UID: 10871-AAE

PAR: ¹ **5.75 dB**
MIF: ² **-19.60 dB**

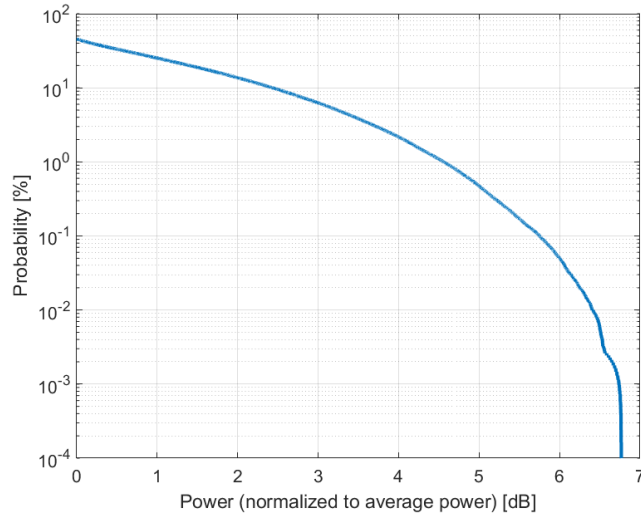
Standard Reference: SPEAG
Category: Random amplitude modulation
Modulation: 16QAM
Frequency Band: Band n257 (26500 - 29500 MHz)
Band n258 (24200 - 27500 MHz)
Band n260 (37000 - 40000 MHz)
Band n261 (27500 - 28350 MHz)
Band n262 (47200 - 48200 MHz)
Validation band (0.0 - 6000.0 MHz)

Detailed Specification: Multiplexing Scheme: DFT-s-OFDM
Modulation Scheme: 16QAM
Subcarrier Spacing: 120 kHz
Number RBs: 1
Slot Format Index: 1
Data Type: PN9

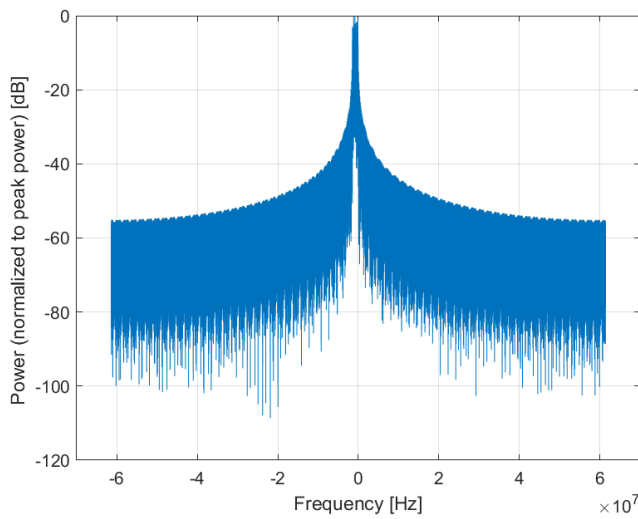
Bandwidth: 100.0 MHz
Integration Time: 10.0 ms

¹ PAR (0.1%) in accordance with FCC KDB 971168, Section 6.0 "Measurement of the Peak-to-Average Power Ratio (PAPR)"

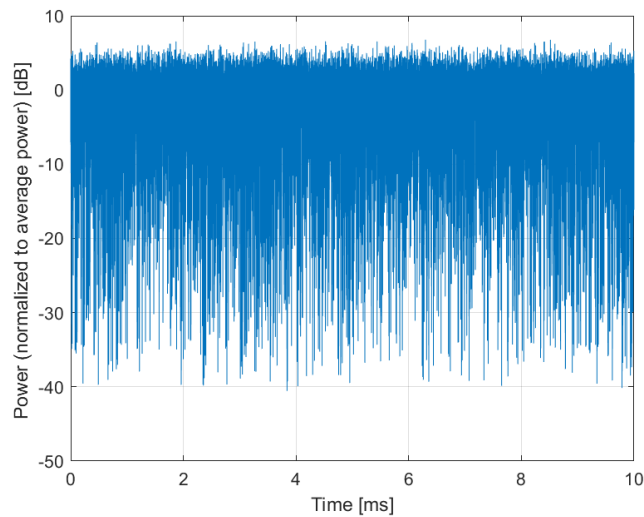
² Modulation Interference Factor (MIF) value valid only in conjunction with advanced probe response linearization calibration for the same communication system (same UID and version).



Complementary Cumulative Distribution Function (CCDF)



Frequency Domain



Time Domain

**Calibration Laboratory of
Schmid & Partner
Engineering AG**
Zeughausstrasse 43, 8004 Zurich, Switzerland

Name: **5G NR (DFT-s-OFDM, 100% RB, 100 MHz, 16QAM, 120 kHz)**

Group: 5G NR FR2 TDD
UID: 10872-AAE

PAR: ¹ **6.52 dB**
MIF: ² **-25.81 dB**

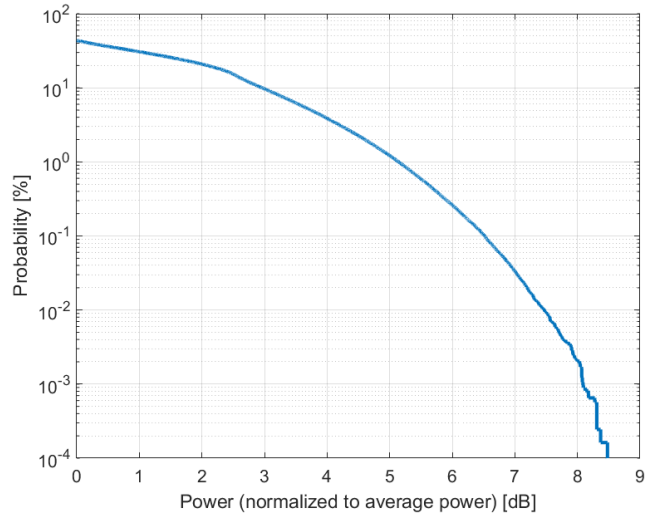
Standard Reference: SPEAG
Category: Random amplitude modulation
Modulation: 16QAM
Frequency Band: Band n257 (26500 - 29500 MHz)
Band n258 (24200 - 27500 MHz)
Band n260 (37000 - 40000 MHz)
Band n261 (27500 - 28350 MHz)
Band n262 (47200 - 48200 MHz)
Validation band (0.0 - 6000.0 MHz)

Detailed Specification: Multiplexing Scheme: DFT-s-OFDM
Modulation Scheme: 16QAM
Subcarrier Spacing: 120 kHz
Number RBs: 66
Slot Format Index: 1
Data Type: PN9

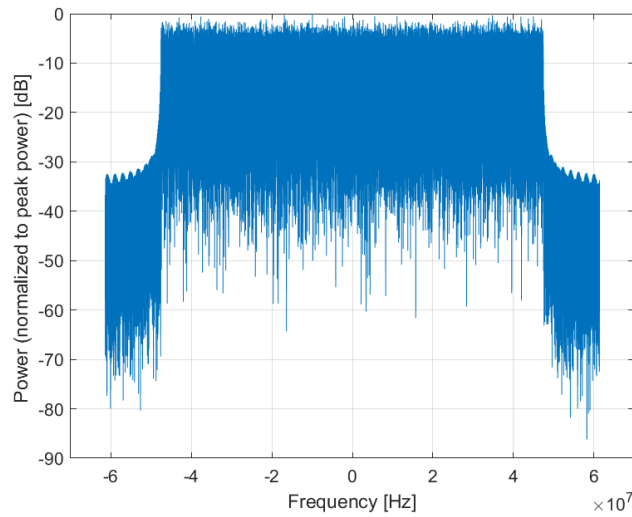
Bandwidth: 100.0 MHz
Integration Time: 10.0 ms

¹ PAR (0.1%) in accordance with FCC KDB 971168, Section 6.0 "Measurement of the Peak-to-Average Power Ratio (PAPR)"

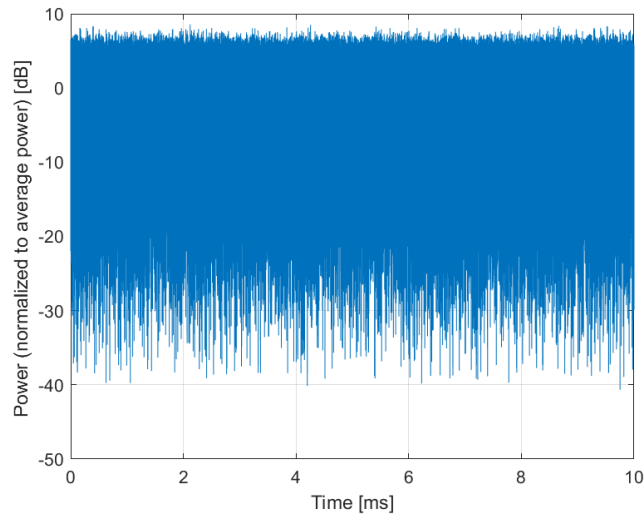
² Modulation Interference Factor (MIF) value valid only in conjunction with advanced probe response linearization calibration for the same communication system (same UID and version).



Complementary Cumulative Distribution Function (CCDF)



Frequency Domain



Time Domain

**Calibration Laboratory of
Schmid & Partner
Engineering AG**
Zeughausstrasse 43, 8004 Zurich, Switzerland

Name: **5G NR (DFT-s-OFDM, 1 RB, 100 MHz, 64QAM, 120 kHz)**

Group: 5G NR FR2 TDD
UID: 10873-AAE

PAR: ¹ **6.61 dB**
MIF: ² **-17.01 dB**

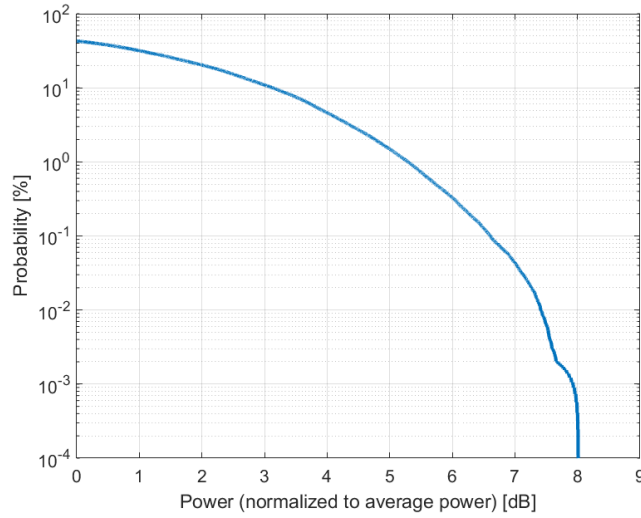
Standard Reference: SPEAG
Category: Random amplitude modulation
Modulation: 64QAM
Frequency Band: Band n257 (26500 - 29500 MHz)
Band n258 (24200 - 27500 MHz)
Band n260 (37000 - 40000 MHz)
Band n261 (27500 - 28350 MHz)
Band n262 (47200 - 48200 MHz)
Validation band (0.0 - 6000.0 MHz)

Detailed Specification: Multiplexing Scheme: DFT-s-OFDM
Modulation Scheme: 64QAM
Subcarrier Spacing: 120 kHz
Number RBs: 1
Slot Format Index: 1
Data Type: PN9

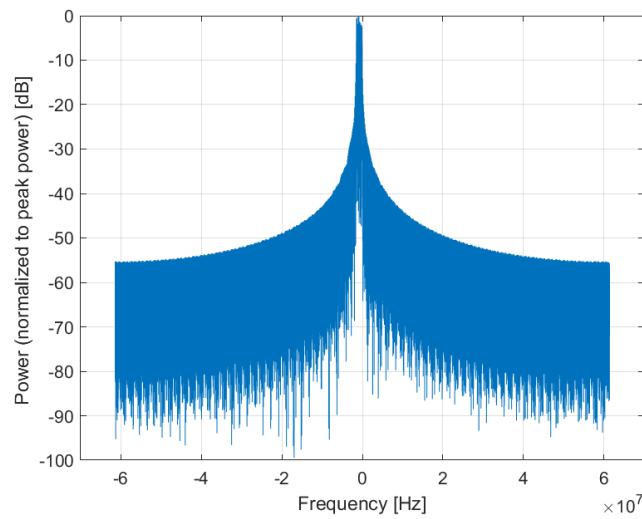
Bandwidth: 100.0 MHz
Integration Time: 10.0 ms

¹ PAR (0.1%) in accordance with FCC KDB 971168, Section 6.0 "Measurement of the Peak-to-Average Power Ratio (PAPR)"

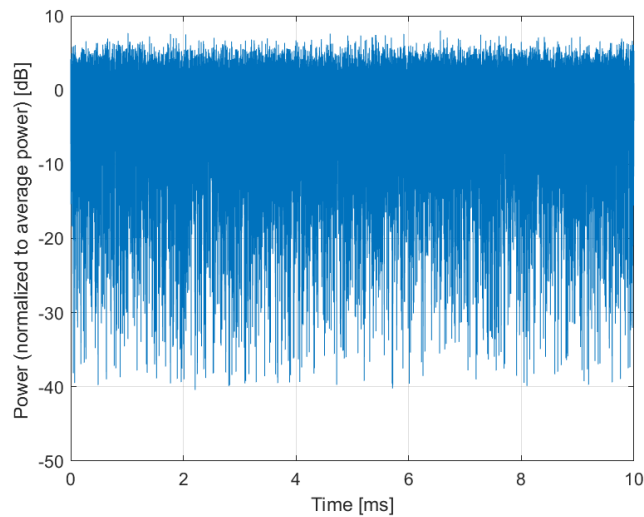
² Modulation Interference Factor (MIF) value valid only in conjunction with advanced probe response linearization calibration for the same communication system (same UID and version).



Complementary Cumulative Distribution Function (CCDF)



Frequency Domain



Time Domain

**Calibration Laboratory of
Schmid & Partner
Engineering AG**
Zeughausstrasse 43, 8004 Zurich, Switzerland

Name: **5G NR (DFT-s-OFDM, 100% RB, 100 MHz, 64QAM, 120 kHz)**

Group: 5G NR FR2 TDD
UID: 10874-AAE

PAR: ¹ **6.65 dB**
MIF: ² **-26.14 dB**

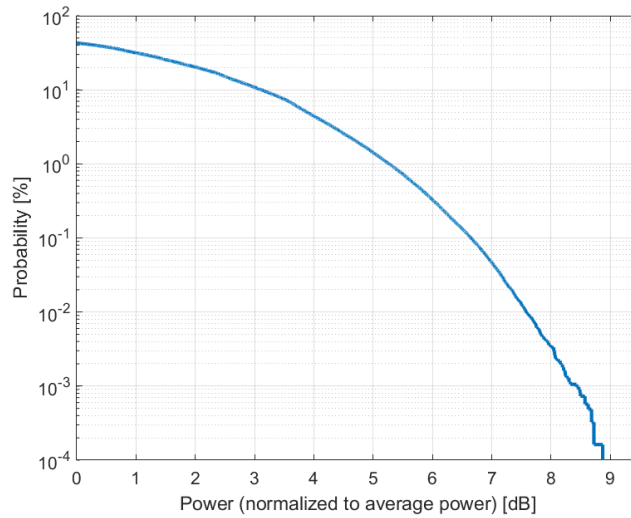
Standard Reference: SPEAG
Category: Random amplitude modulation
Modulation: 64QAM
Frequency Band: Band n257 (26500 - 29500 MHz)
Band n258 (24200 - 27500 MHz)
Band n260 (37000 - 40000 MHz)
Band n261 (27500 - 28350 MHz)
Band n262 (47200 - 48200 MHz)
Validation band (0.0 - 6000.0 MHz)

Detailed Specification: Multiplexing Scheme: DFT-s-OFDM
Modulation Scheme: 64QAM
Subcarrier Spacing: 120 kHz
Number RBs: 66
Slot Format Index: 1
Data Type: PN9

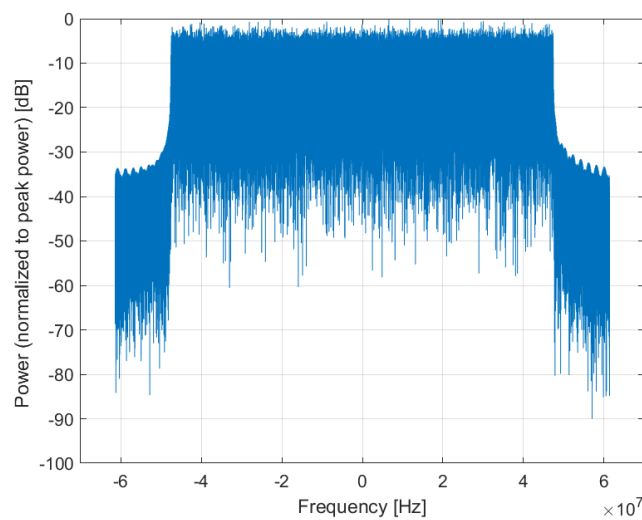
Bandwidth: 100.0 MHz
Integration Time: 10.0 ms

¹ PAR (0.1%) in accordance with FCC KDB 971168, Section 6.0 "Measurement of the Peak-to-Average Power Ratio (PAPR)"

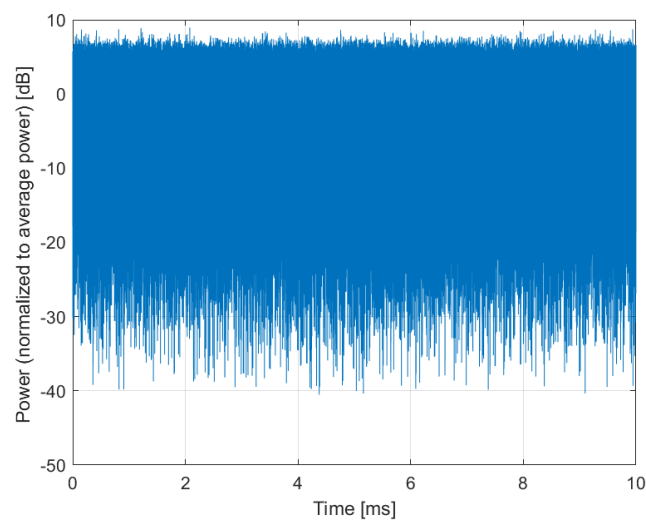
² Modulation Interference Factor (MIF) value valid only in conjunction with advanced probe response linearization calibration for the same communication system (same UID and version).



Complementary Cumulative Distribution Function (CCDF)



Frequency Domain



Time Domain

**Calibration Laboratory of
Schmid & Partner
Engineering AG**
Zeughausstrasse 43, 8004 Zurich, Switzerland

Name: **5G NR (CP-OFDM, 1 RB, 100 MHz, QPSK, 120 kHz)**

Group: 5G NR FR2 TDD
UID: 10875-AAE

PAR: ¹ **7.78 dB**
MIF: ² **-18.27 dB**

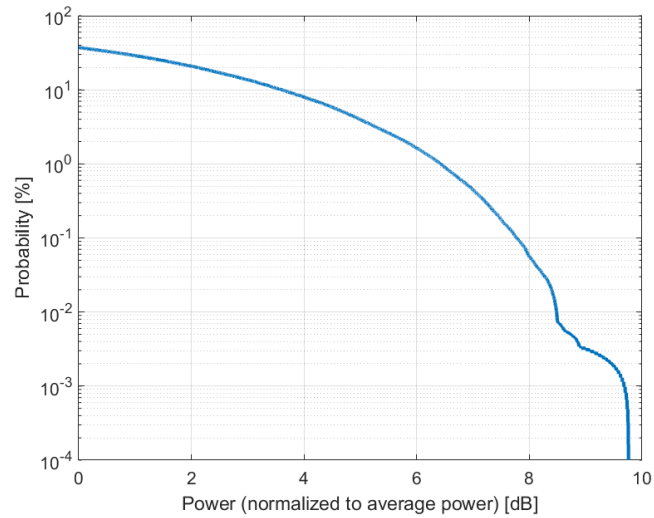
Standard Reference: SPEAG
Category: Random amplitude modulation
Modulation: QPSK
Frequency Band: Band n257 (26500 - 29500 MHz)
Band n258 (24200 - 27500 MHz)
Band n260 (37000 - 40000 MHz)
Band n261 (27500 - 28350 MHz)
Band n262 (47200 - 48200 MHz)
Validation band (0.0 - 6000.0 MHz)

Detailed Specification: Multiplexing Scheme: CP-OFDM
Modulation Scheme: QPSK
Subcarrier Spacing: 120 kHz
Number RBs: 1
Slot Format Index: 1
Data Type: PN9

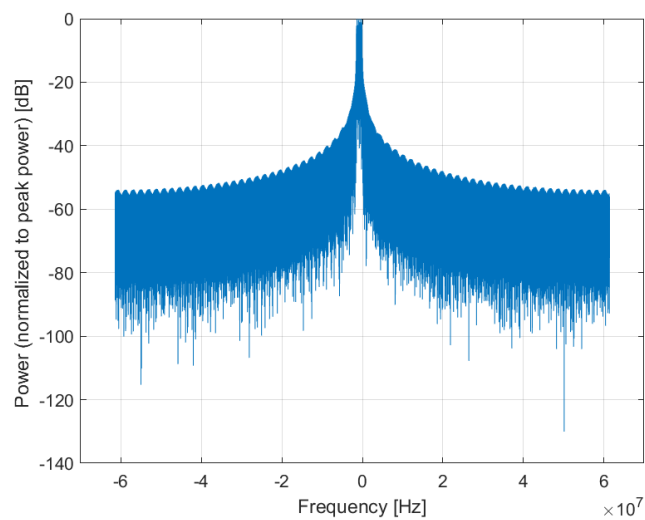
Bandwidth: 100.0 MHz
Integration Time: 10.0 ms

¹ PAR (0.1%) in accordance with FCC KDB 971168, Section 6.0 "Measurement of the Peak-to-Average Power Ratio (PAPR)"

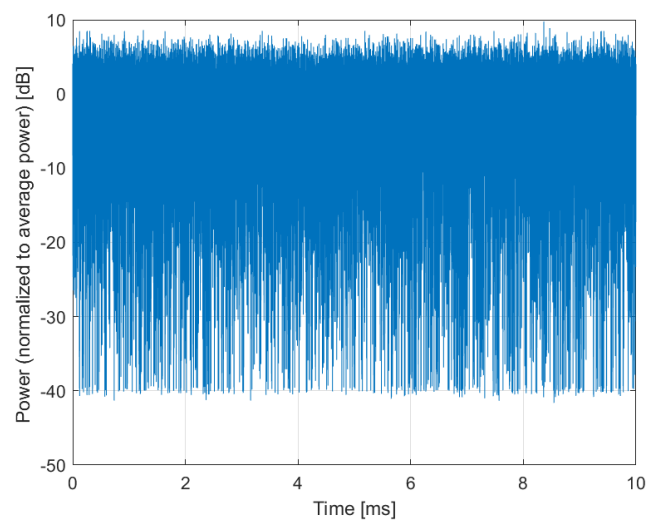
² Modulation Interference Factor (MIF) value valid only in conjunction with advanced probe response linearization calibration for the same communication system (same UID and version).



Complementary Cumulative Distribution Function (CCDF)



Frequency Domain



Time Domain

**Calibration Laboratory of
Schmid & Partner
Engineering AG**
Zeughausstrasse 43, 8004 Zurich, Switzerland

Name: **5G NR (CP-OFDM, 100% RB, 100 MHz, QPSK, 120 kHz)**

Group: 5G NR FR2 TDD
UID: 10876-AAE

PAR: ¹ **8.39 dB**
MIF: ² **-27.31 dB**

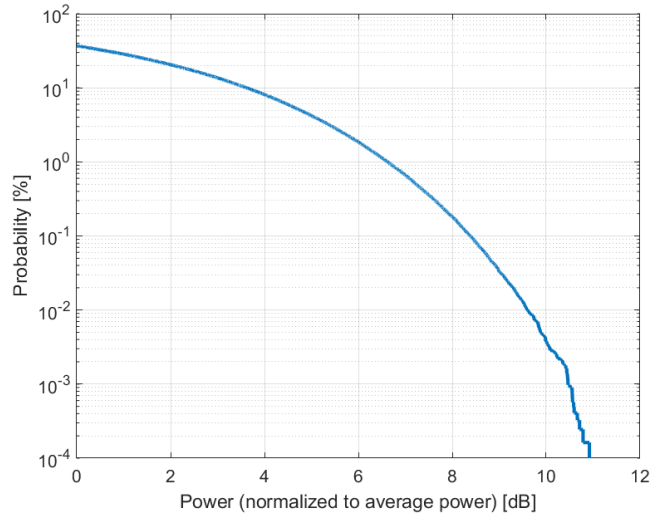
Standard Reference: SPEAG
Category: Random amplitude modulation
Modulation: QPSK
Frequency Band: Band n257 (26500 - 29500 MHz)
Band n258 (24200 - 27500 MHz)
Band n260 (37000 - 40000 MHz)
Band n261 (27500 - 28350 MHz)
Band n262 (47200 - 48200 MHz)
Validation band (0.0 - 6000.0 MHz)

Detailed Specification: Multiplexing Scheme: CP-OFDM
Modulation Scheme: QPSK
Subcarrier Spacing: 120 kHz
Number RBs: 66
Slot Format Index: 1
Data Type: PN9

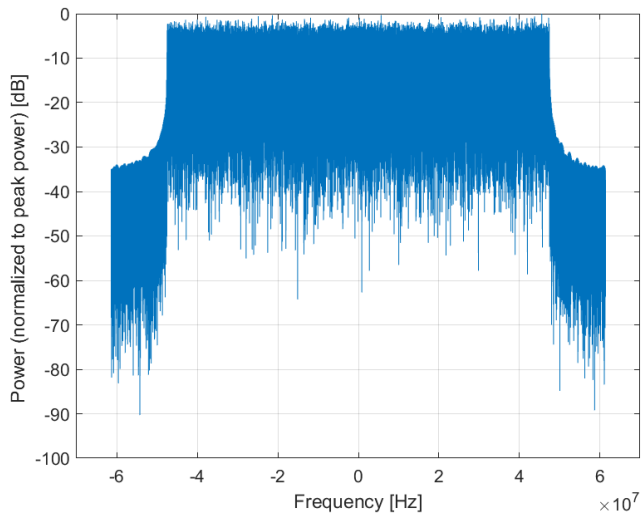
Bandwidth: 100.0 MHz
Integration Time: 10.0 ms

¹ PAR (0.1%) in accordance with FCC KDB 971168, Section 6.0 "Measurement of the Peak-to-Average Power Ratio (PAPR)"

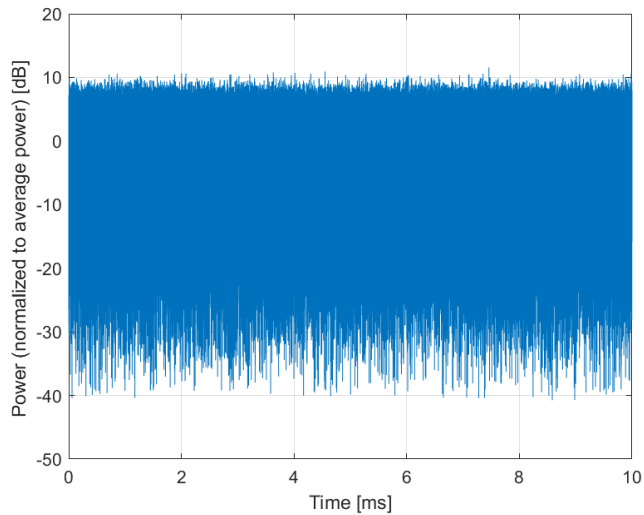
² Modulation Interference Factor (MIF) value valid only in conjunction with advanced probe response linearization calibration for the same communication system (same UID and version).



Complementary Cumulative Distribution Function (CCDF)



Frequency Domain



Time Domain

**Calibration Laboratory of
Schmid & Partner
Engineering AG**
Zeughausstrasse 43, 8004 Zurich, Switzerland

Name: **5G NR (CP-OFDM, 1 RB, 100 MHz, 16QAM, 120 kHz)**

Group: 5G NR FR2 TDD
UID: 10877-AAE

PAR: ¹ **7.95 dB**
MIF: ² **-16.50 dB**

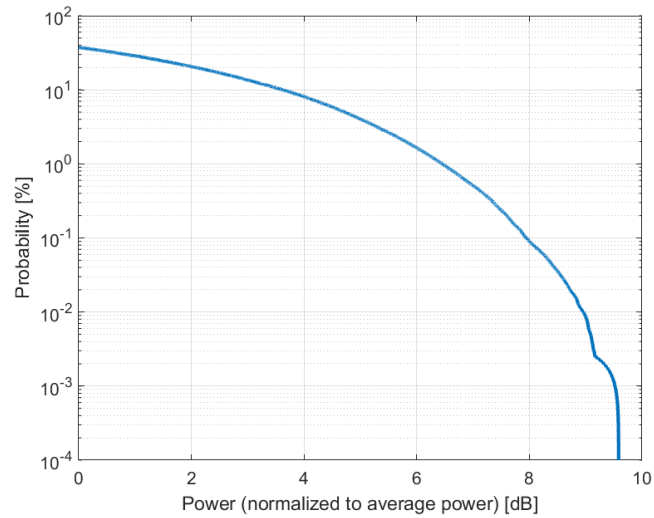
Standard Reference: SPEAG
Category: Random amplitude modulation
Modulation: 16QAM
Frequency Band: Band n257 (26500 - 29500 MHz)
Band n258 (24200 - 27500 MHz)
Band n260 (37000 - 40000 MHz)
Band n261 (27500 - 28350 MHz)
Band n262 (47200 - 48200 MHz)
Validation band (0.0 - 6000.0 MHz)

Detailed Specification: Multiplexing Scheme: CP-OFDM
Modulation Scheme: 16QAM
Subcarrier Spacing: 120 kHz
Number RBs: 1
Slot Format Index: 1
Data Type: PN9

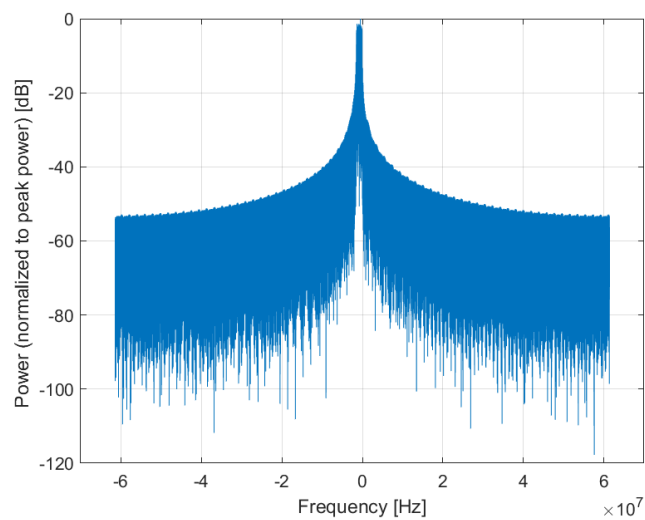
Bandwidth: 100.0 MHz
Integration Time: 10.0 ms

¹ PAR (0.1%) in accordance with FCC KDB 971168, Section 6.0 "Measurement of the Peak-to-Average Power Ratio (PAPR)"

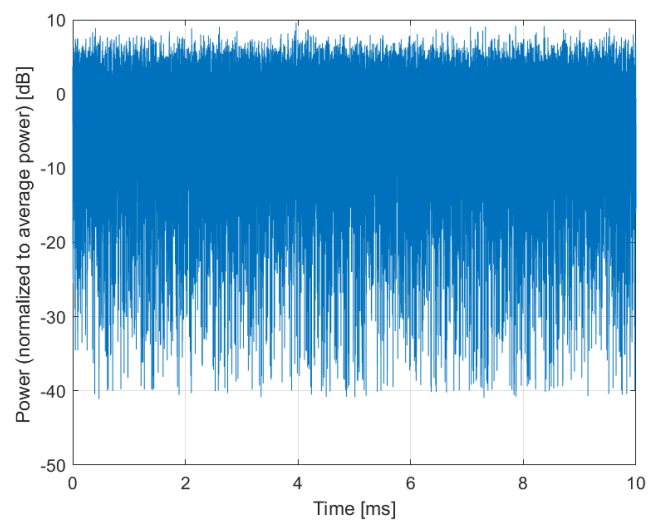
² Modulation Interference Factor (MIF) value valid only in conjunction with advanced probe response linearization calibration for the same communication system (same UID and version).



Complementary Cumulative Distribution Function (CCDF)



Frequency Domain



Time Domain

**Calibration Laboratory of
Schmid & Partner
Engineering AG**
Zeughausstrasse 43, 8004 Zurich, Switzerland

Name: **5G NR (CP-OFDM, 100% RB, 100 MHz, 16QAM, 120 kHz)**

Group: 5G NR FR2 TDD
UID: 10878-AAE

PAR: ¹ **8.41 dB**
MIF: ² **-26.23 dB**

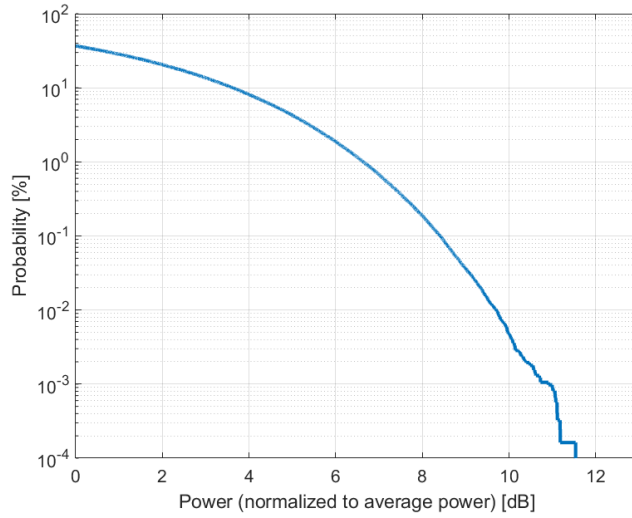
Standard Reference: SPEAG
Category: Random amplitude modulation
Modulation: 16QAM
Frequency Band: Band n257 (26500 - 29500 MHz)
Band n258 (24200 - 27500 MHz)
Band n260 (37000 - 40000 MHz)
Band n261 (27500 - 28350 MHz)
Band n262 (47200 - 48200 MHz)
Validation band (0.0 - 6000.0 MHz)

Detailed Specification: Multiplexing Scheme: CP-OFDM
Modulation Scheme: 16QAM
Subcarrier Spacing: 120 kHz
Number RBs: 66
Slot Format Index: 1
Data Type: PN9

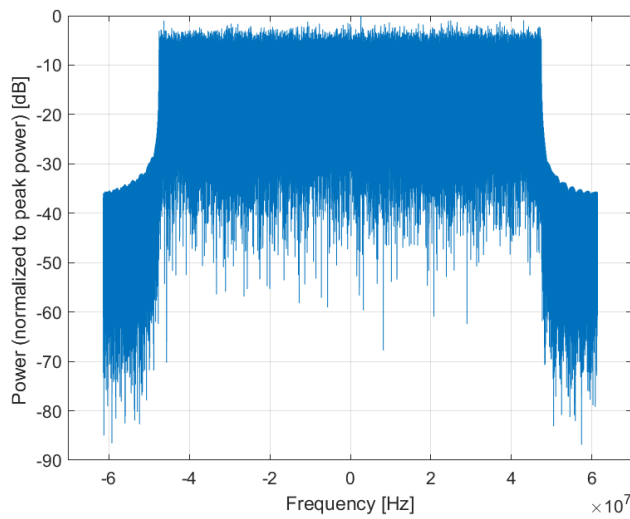
Bandwidth: 100.0 MHz
Integration Time: 10.0 ms

¹ PAR (0.1%) in accordance with FCC KDB 971168, Section 6.0 "Measurement of the Peak-to-Average Power Ratio (PAPR)"

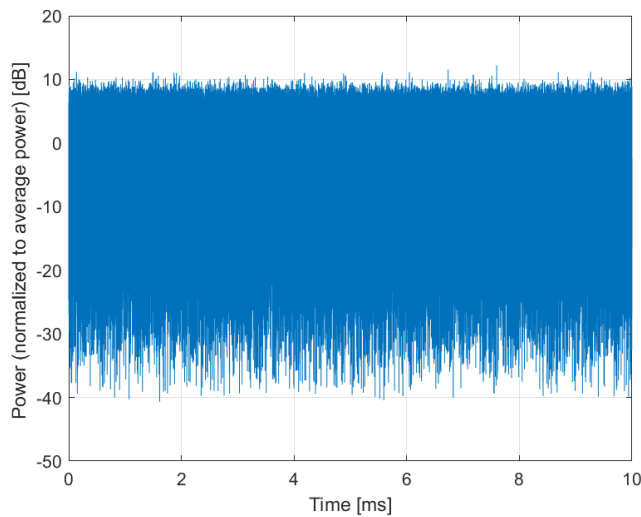
² Modulation Interference Factor (MIF) value valid only in conjunction with advanced probe response linearization calibration for the same communication system (same UID and version).



Complementary Cumulative Distribution Function (CCDF)



Frequency Domain



Time Domain

**Calibration Laboratory of
Schmid & Partner
Engineering AG**
Zeughausstrasse 43, 8004 Zurich, Switzerland

Name: **5G NR (CP-OFDM, 1 RB, 100 MHz, 64QAM, 120 kHz)**

Group: 5G NR FR2 TDD
UID: 10879-AAE

PAR: ¹ **8.12 dB**
MIF: ² **-17.11 dB**

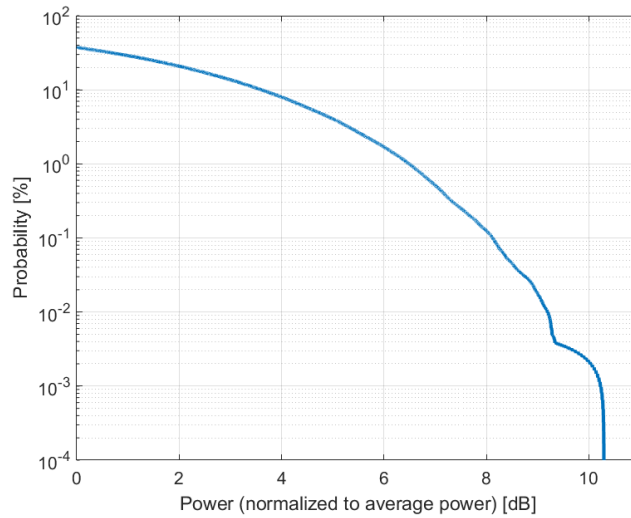
Standard Reference: SPEAG
Category: Random amplitude modulation
Modulation: 64QAM
Frequency Band: Band n257 (26500 - 29500 MHz)
Band n258 (24200 - 27500 MHz)
Band n260 (37000 - 40000 MHz)
Band n261 (27500 - 28350 MHz)
Band n262 (47200 - 48200 MHz)
Validation band (0.0 - 6000.0 MHz)

Detailed Specification: Multiplexing Scheme: CP-OFDM
Modulation Scheme: 64QAM
Subcarrier Spacing: 120 kHz
Number RBs: 1
Slot Format Index: 1
Data Type: PN9

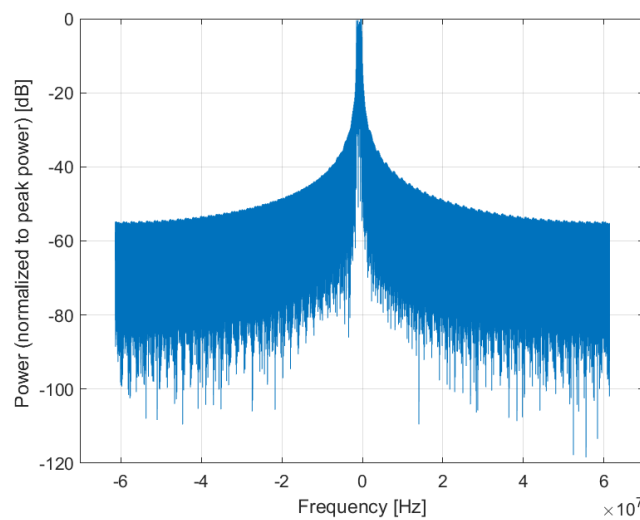
Bandwidth: 100.0 MHz
Integration Time: 10.0 ms

¹ PAR (0.1%) in accordance with FCC KDB 971168, Section 6.0 "Measurement of the Peak-to-Average Power Ratio (PAPR)"

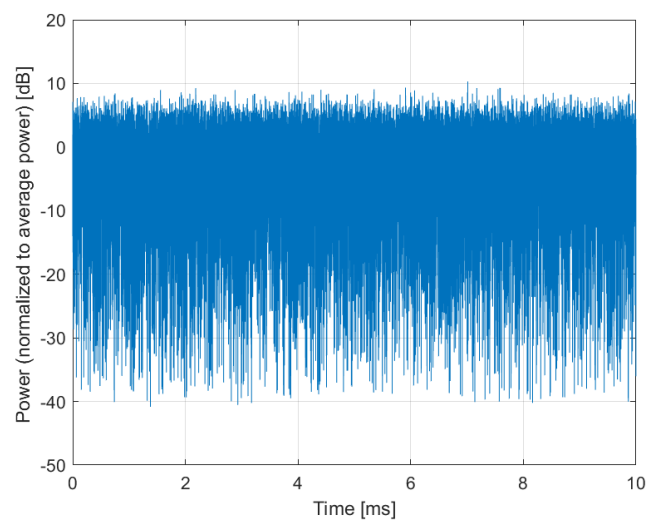
² Modulation Interference Factor (MIF) value valid only in conjunction with advanced probe response linearization calibration for the same communication system (same UID and version).



Complementary Cumulative Distribution Function (CCDF)



Frequency Domain



Time Domain

**Calibration Laboratory of
Schmid & Partner
Engineering AG**
Zeughausstrasse 43, 8004 Zurich, Switzerland

Name: **5G NR (CP-OFDM, 100% RB, 100 MHz, 64QAM, 120 kHz)**

Group: 5G NR FR2 TDD
UID: 10880-AAE

PAR: ¹ **8.38 dB**
MIF: ² **-25.83 dB**

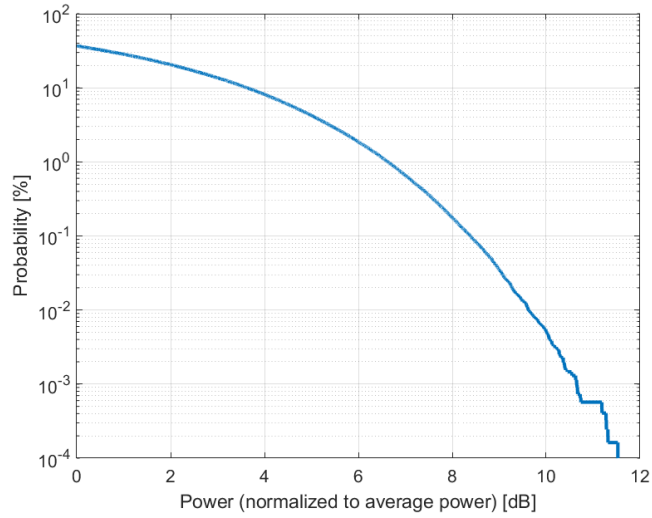
Standard Reference: SPEAG
Category: Random amplitude modulation
Modulation: 64QAM
Frequency Band: Band n257 (26500 - 29500 MHz)
Band n258 (24200 - 27500 MHz)
Band n260 (37000 - 40000 MHz)
Band n261 (27500 - 28350 MHz)
Band n262 (47200 - 48200 MHz)
Validation band (0.0 - 6000.0 MHz)

Detailed Specification: Multiplexing Scheme: CP-OFDM
Modulation Scheme: 64QAM
Subcarrier Spacing: 120 kHz
Number RBs: 66
Slot Format Index: 1
Data Type: PN9

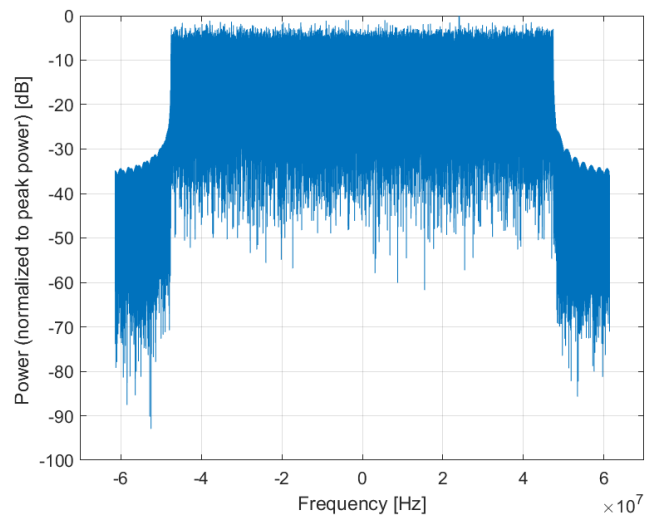
Bandwidth: 100.0 MHz
Integration Time: 10.0 ms

¹ PAR (0.1%) in accordance with FCC KDB 971168, Section 6.0 "Measurement of the Peak-to-Average Power Ratio (PAPR)"

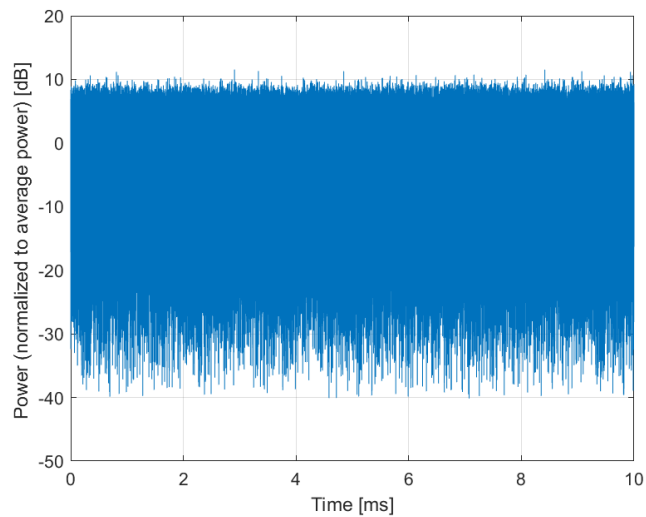
² Modulation Interference Factor (MIF) value valid only in conjunction with advanced probe response linearization calibration for the same communication system (same UID and version).



Complementary Cumulative Distribution Function (CCDF)



Frequency Domain



Time Domain

**Calibration Laboratory of
Schmid & Partner
Engineering AG**
Zeughausstrasse 43, 8004 Zurich, Switzerland

Name: **5G NR (DFT-s-OFDM, 1 RB, 50 MHz, QPSK, 120 kHz)**

Group: 5G NR FR2 TDD
UID: 10881-AAE

PAR: ¹ **5.75 dB**
MIF: ² **-19.60 dB**

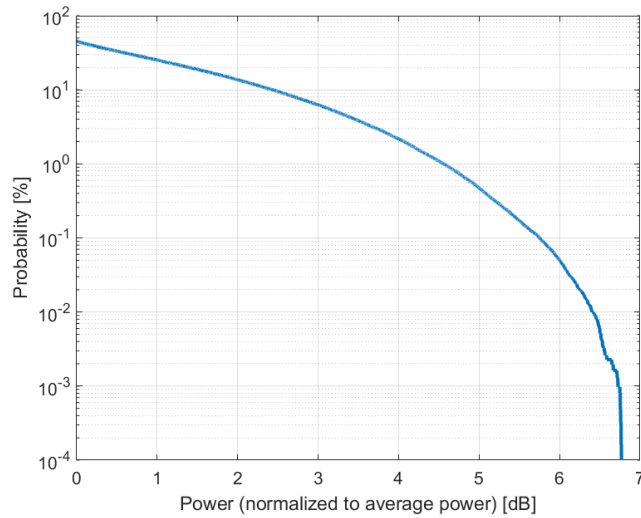
Standard Reference: SPEAG
Category: Random amplitude modulation
Modulation: QPSK
Frequency Band: Band n257 (26500 - 29500 MHz)
Band n258 (24200 - 27500 MHz)
Band n260 (37000 - 40000 MHz)
Band n261 (27500 - 28350 MHz)
Band n262 (47200 - 48200 MHz)
Validation band (0.0 - 6000.0 MHz)

Detailed Specification: Multiplexing Scheme: DFT-s-OFDM
Modulation Scheme: QPSK
Subcarrier Spacing: 120 kHz
Number RBs: 1
Slot Format Index: 1
Data Type: PN9

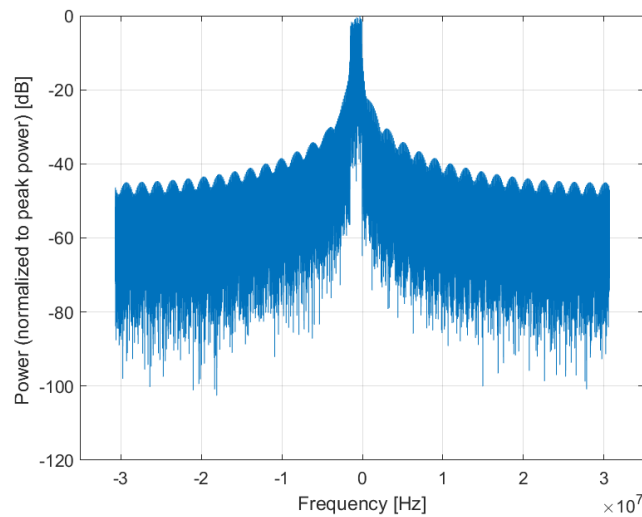
Bandwidth: 50.0 MHz
Integration Time: 10.0 ms

¹ PAR (0.1%) in accordance with FCC KDB 971168, Section 6.0 "Measurement of the Peak-to-Average Power Ratio (PAPR)"

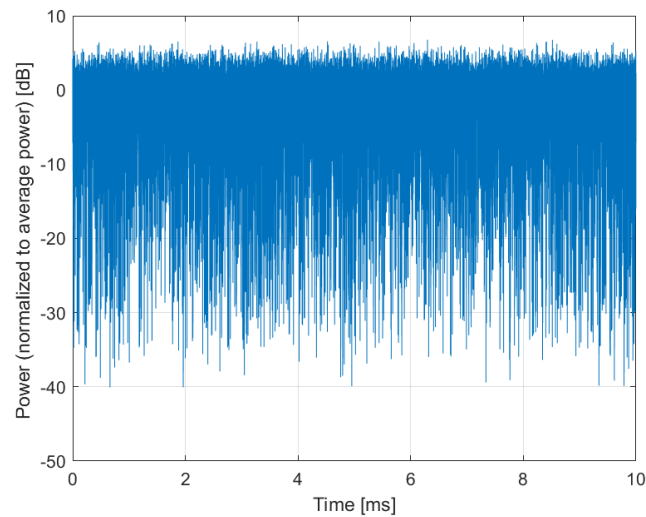
² Modulation Interference Factor (MIF) value valid only in conjunction with advanced probe response linearization calibration for the same communication system (same UID and version).



Complementary Cumulative Distribution Function (CCDF)



Frequency Domain



Time Domain

**Calibration Laboratory of
Schmid & Partner
Engineering AG**
Zeughausstrasse 43, 8004 Zurich, Switzerland

Name: **5G NR (DFT-s-OFDM, 100% RB, 50 MHz, QPSK, 120 kHz)**

Group: 5G NR FR2 TDD
UID: 10882-AAE

PAR: ¹ **5.96 dB**
MIF: ² **-27.79 dB**

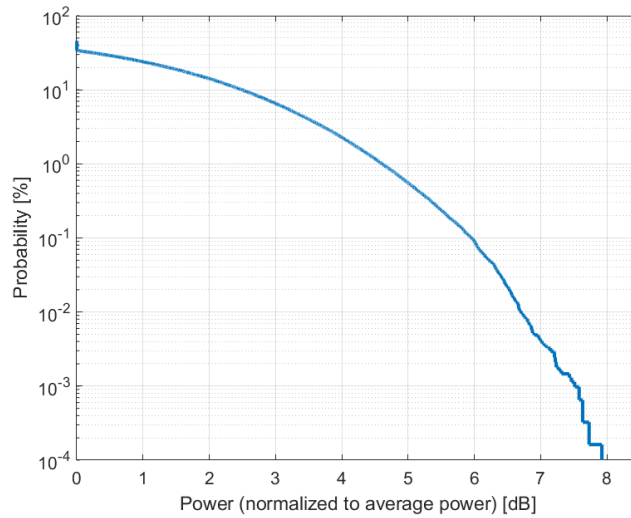
Standard Reference: SPEAG
Category: Random amplitude modulation
Modulation: QPSK
Frequency Band: Band n257 (26500 - 29500 MHz)
Band n258 (24200 - 27500 MHz)
Band n260 (37000 - 40000 MHz)
Band n261 (27500 - 28350 MHz)
Band n262 (47200 - 48200 MHz)
Validation band (0.0 - 6000.0 MHz)

Detailed Specification: Multiplexing Scheme: DFT-s-OFDM
Modulation Scheme: QPSK
Subcarrier Spacing: 120 kHz
Number RBs: 32
Slot Format Index: 1
Data Type: PN9

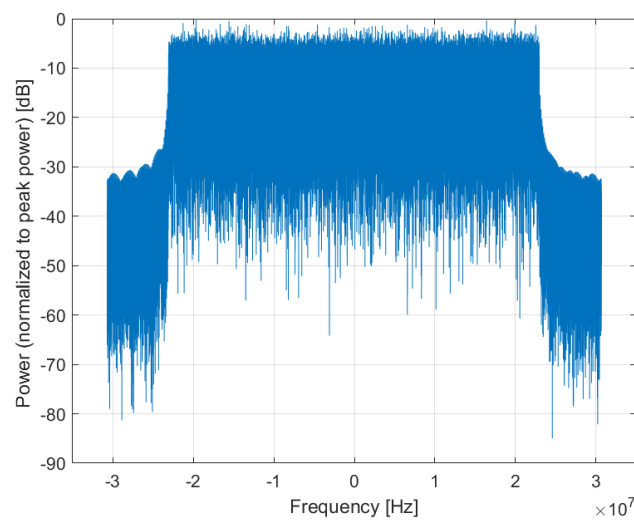
Bandwidth: 50.0 MHz
Integration Time: 10.0 ms

¹ PAR (0.1%) in accordance with FCC KDB 971168, Section 6.0 "Measurement of the Peak-to-Average Power Ratio (PAPR)"

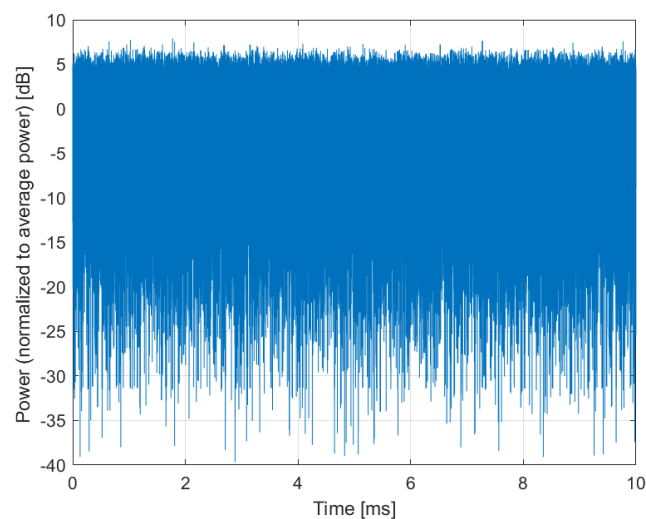
² Modulation Interference Factor (MIF) value valid only in conjunction with advanced probe response linearization calibration for the same communication system (same UID and version).



Complementary Cumulative Distribution Function (CCDF)



Frequency Domain



Time Domain

**Calibration Laboratory of
Schmid & Partner
Engineering AG**
Zeughausstrasse 43, 8004 Zurich, Switzerland

Name: **5G NR (DFT-s-OFDM, 1 RB, 50 MHz, 16QAM, 120 kHz)**

Group: 5G NR FR2 TDD
UID: 10883-AAE

PAR: ¹ **6.57 dB**
MIF: ² **-17.02 dB**

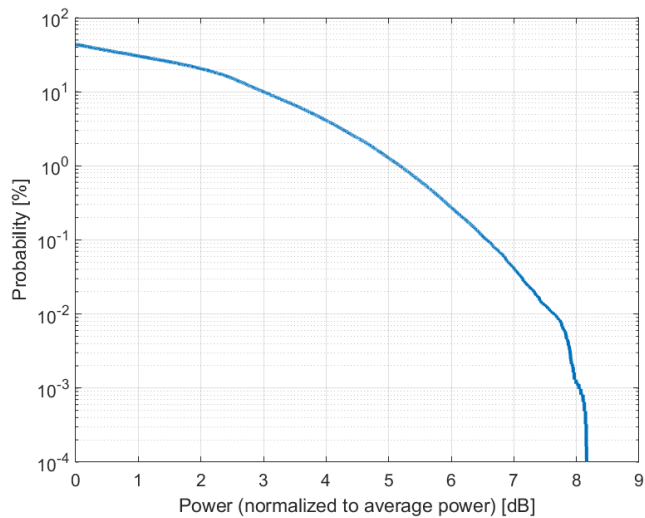
Standard Reference: SPEAG
Category: Random amplitude modulation
Modulation: 16QAM
Frequency Band: Band n257 (26500 - 29500 MHz)
Band n258 (24200 - 27500 MHz)
Band n260 (37000 - 40000 MHz)
Band n261 (27500 - 28350 MHz)
Band n262 (47200 - 48200 MHz)
Validation band (0.0 - 6000.0 MHz)

Detailed Specification: Multiplexing Scheme: DFT-s-OFDM
Modulation Scheme: 16QAM
Subcarrier Spacing: 120 kHz
Number RBs: 1
Slot Format Index: 1
Data Type: PN9

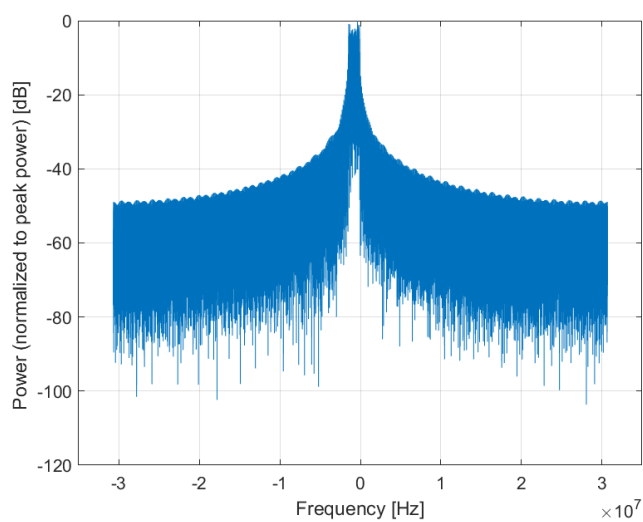
Bandwidth: 50.0 MHz
Integration Time: 10.0 ms

¹ PAR (0.1%) in accordance with FCC KDB 971168, Section 6.0 "Measurement of the Peak-to-Average Power Ratio (PAPR)"

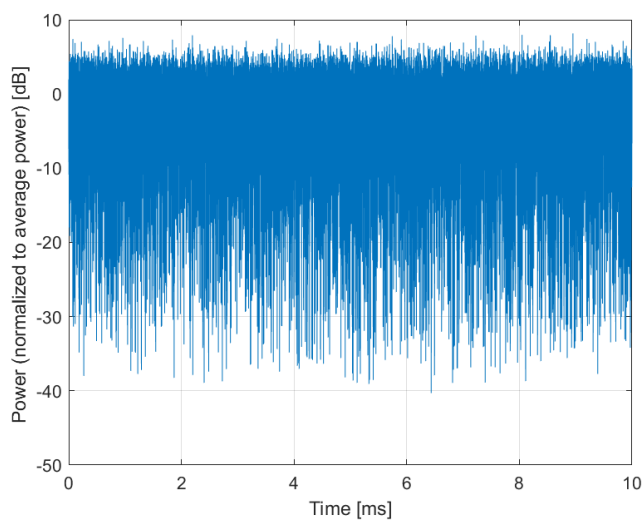
² Modulation Interference Factor (MIF) value valid only in conjunction with advanced probe response linearization calibration for the same communication system (same UID and version).



Complementary Cumulative Distribution Function (CCDF)



Frequency Domain



Time Domain

**Calibration Laboratory of
Schmid & Partner
Engineering AG**
Zeughausstrasse 43, 8004 Zurich, Switzerland

Name: **5G NR (DFT-s-OFDM, 100% RB, 50 MHz, 16QAM, 120 kHz)**

Group: 5G NR FR2 TDD
UID: 10884-AAE

PAR: ¹ **6.53 dB**
MIF: ² **-24.59 dB**

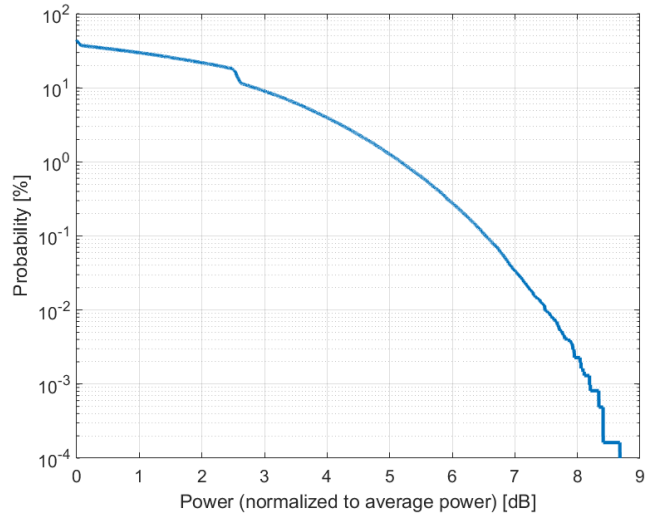
Standard Reference: SPEAG
Category: Random amplitude modulation
Modulation: 16QAM
Frequency Band: Band n257 (26500 - 29500 MHz)
Band n258 (24200 - 27500 MHz)
Band n260 (37000 - 40000 MHz)
Band n261 (27500 - 28350 MHz)
Band n262 (47200 - 48200 MHz)
Validation band (0.0 - 6000.0 MHz)

Detailed Specification: Multiplexing Scheme: DFT-s-OFDM
Modulation Scheme: 16QAM
Subcarrier Spacing: 120 kHz
Number RBs: 32
Slot Format Index: 1
Data Type: PN9

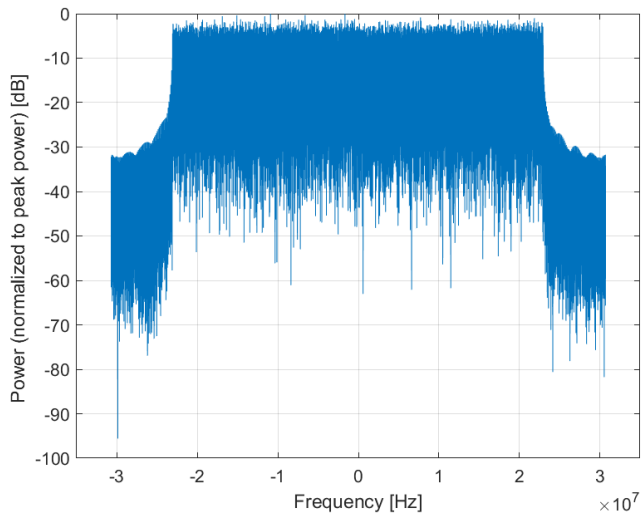
Bandwidth: 50.0 MHz
Integration Time: 10.0 ms

¹ PAR (0.1%) in accordance with FCC KDB 971168, Section 6.0 "Measurement of the Peak-to-Average Power Ratio (PAPR)"

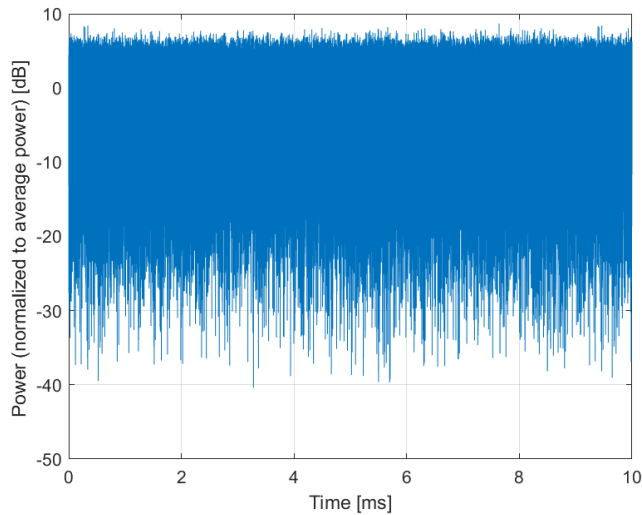
² Modulation Interference Factor (MIF) value valid only in conjunction with advanced probe response linearization calibration for the same communication system (same UID and version).



Complementary Cumulative Distribution Function (CCDF)



Frequency Domain



Time Domain

**Calibration Laboratory of
Schmid & Partner
Engineering AG**
Zeughausstrasse 43, 8004 Zurich, Switzerland

Name: **5G NR (DFT-s-OFDM, 1 RB, 50 MHz, 64QAM, 120 kHz)**

Group: 5G NR FR2 TDD
UID: 10885-AAE

PAR: ¹ **6.61 dB**
MIF: ² **-17.01 dB**

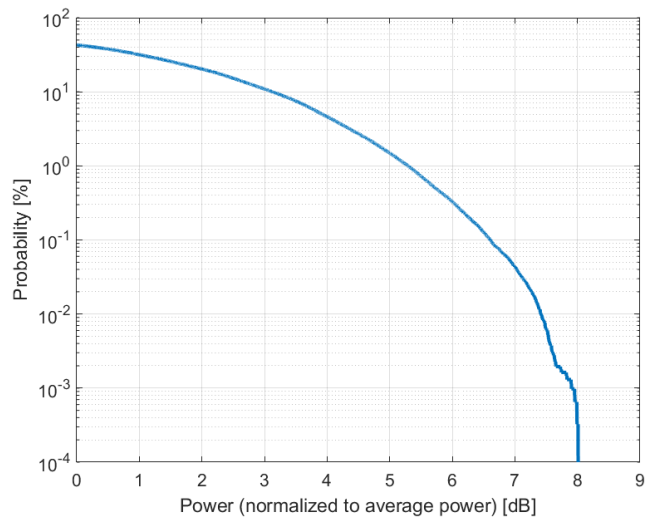
Standard Reference: SPEAG
Category: Random amplitude modulation
Modulation: 64QAM
Frequency Band: Band n257 (26500 - 29500 MHz)
Band n258 (24200 - 27500 MHz)
Band n260 (37000 - 40000 MHz)
Band n261 (27500 - 28350 MHz)
Band n262 (47200 - 48200 MHz)
Validation band (0.0 - 6000.0 MHz)

Detailed Specification: Multiplexing Scheme: DFT-s-OFDM
Modulation Scheme: 64QAM
Subcarrier Spacing: 120 kHz
Number RBs: 1
Slot Format Index: 1
Data Type: PN9

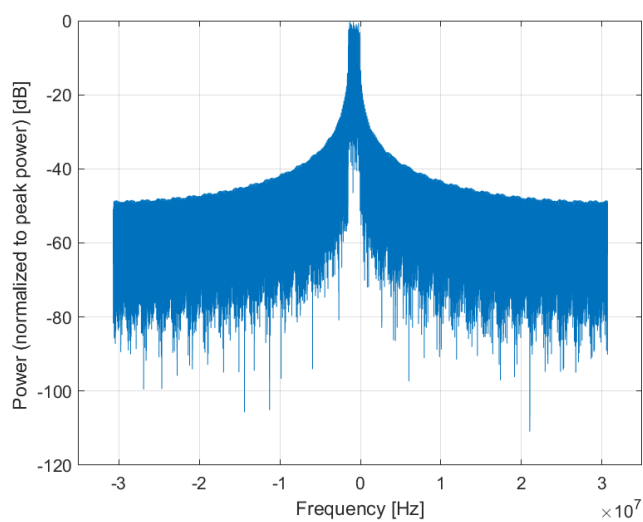
Bandwidth: 50.0 MHz
Integration Time: 10.0 ms

¹ PAR (0.1%) in accordance with FCC KDB 971168, Section 6.0 "Measurement of the Peak-to-Average Power Ratio (PAPR)"

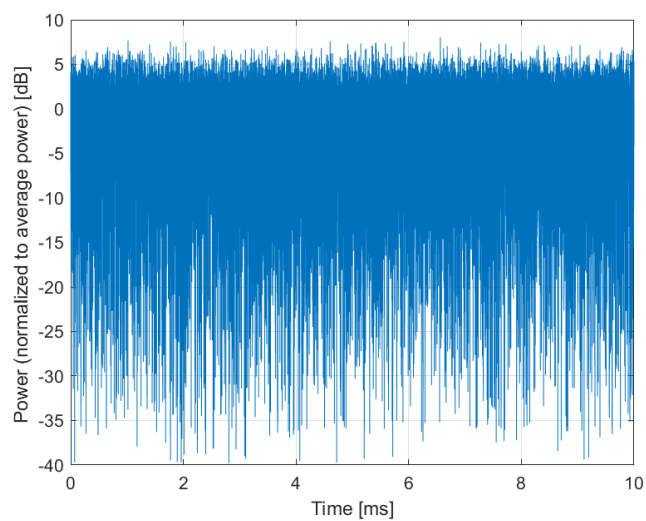
² Modulation Interference Factor (MIF) value valid only in conjunction with advanced probe response linearization calibration for the same communication system (same UID and version).



Complementary Cumulative Distribution Function (CCDF)



Frequency Domain



Time Domain

**Calibration Laboratory of
Schmid & Partner
Engineering AG**
Zeughausstrasse 43, 8004 Zurich, Switzerland

Name: **5G NR (DFT-s-OFDM, 100% RB, 50 MHz, 64QAM, 120 kHz)**

Group: 5G NR FR2 TDD
UID: 10886-AAE

PAR: ¹ **6.65 dB**
MIF: ² **-24.53 dB**

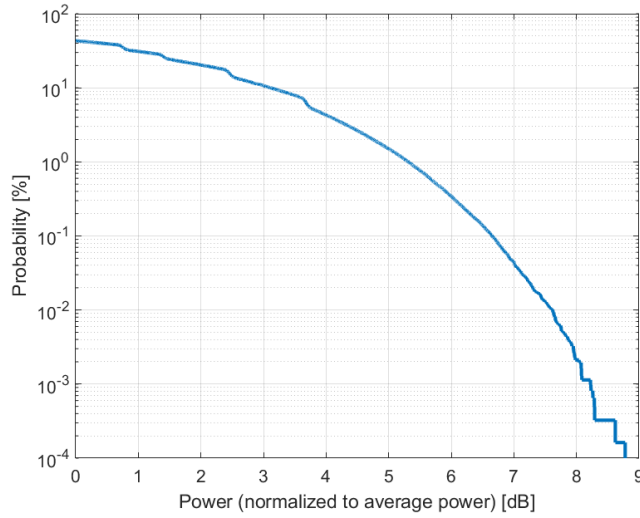
Standard Reference: SPEAG
Category: Random amplitude modulation
Modulation: 64QAM
Frequency Band: Band n257 (26500 - 29500 MHz)
Band n258 (24200 - 27500 MHz)
Band n260 (37000 - 40000 MHz)
Band n261 (27500 - 28350 MHz)
Band n262 (47200 - 48200 MHz)
Validation band (0.0 - 6000.0 MHz)

Detailed Specification: Multiplexing Scheme: DFT-s-OFDM
Modulation Scheme: 64QAM
Subcarrier Spacing: 120 kHz
Number RBs: 32
Slot Format Index: 1
Data Type: PN9

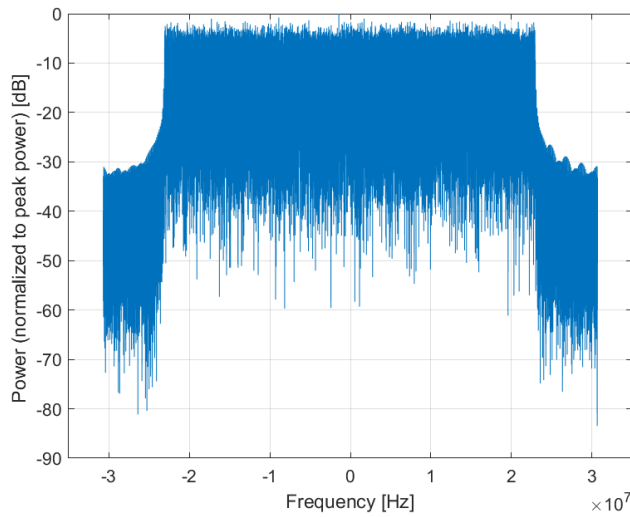
Bandwidth: 50.0 MHz
Integration Time: 10.0 ms

¹ PAR (0.1%) in accordance with FCC KDB 971168, Section 6.0 "Measurement of the Peak-to-Average Power Ratio (PAPR)"

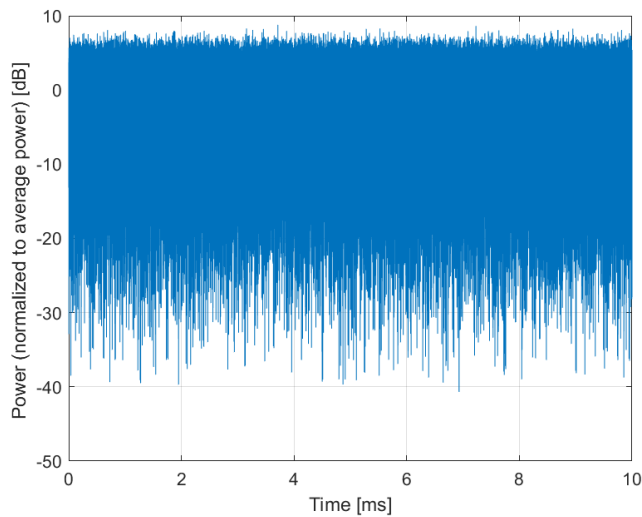
² Modulation Interference Factor (MIF) value valid only in conjunction with advanced probe response linearization calibration for the same communication system (same UID and version).



Complementary Cumulative Distribution Function (CCDF)



Frequency Domain



Time Domain

**Calibration Laboratory of
Schmid & Partner
Engineering AG**
Zeughausstrasse 43, 8004 Zurich, Switzerland

Name: **5G NR (CP-OFDM, 1 RB, 50 MHz, QPSK, 120 kHz)**

Group: 5G NR FR2 TDD
UID: 10887-AAE

PAR: ¹ **7.78 dB**
MIF: ² **-18.54 dB**

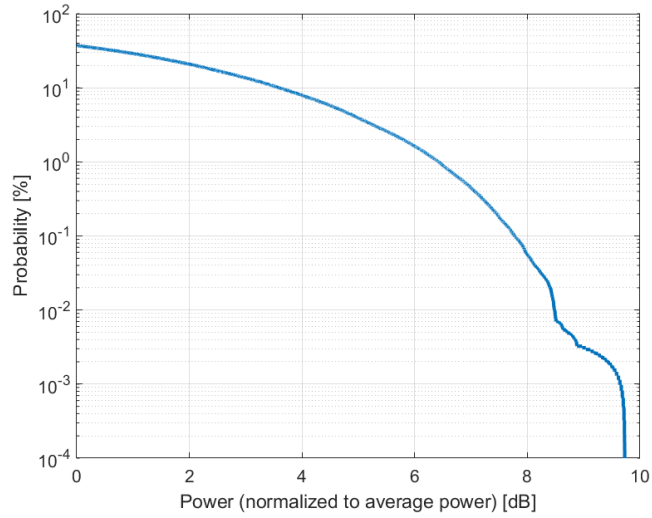
Standard Reference: SPEAG
Category: Random amplitude modulation
Modulation: QPSK
Frequency Band: Band n257 (26500 - 29500 MHz)
Band n258 (24200 - 27500 MHz)
Band n260 (37000 - 40000 MHz)
Band n261 (27500 - 28350 MHz)
Band n262 (47200 - 48200 MHz)
Validation band (0.0 - 6000.0 MHz)

Detailed Specification: Multiplexing Scheme: CP-OFDM
Modulation Scheme: QPSK
Subcarrier Spacing: 120 kHz
Number RBs: 1
Slot Format Index: 1
Data Type: PN9

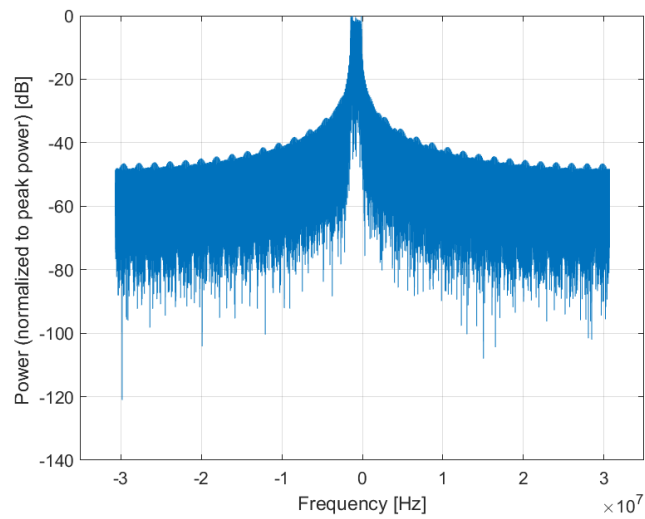
Bandwidth: 50.0 MHz
Integration Time: 10.0 ms

¹ PAR (0.1%) in accordance with FCC KDB 971168, Section 6.0 "Measurement of the Peak-to-Average Power Ratio (PAPR)"

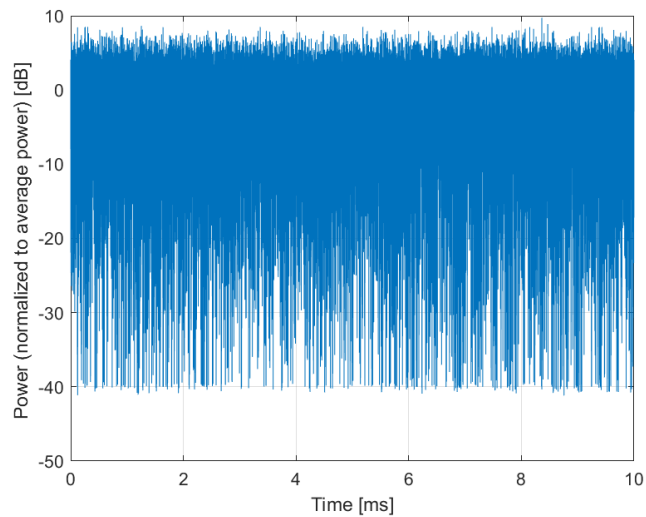
² Modulation Interference Factor (MIF) value valid only in conjunction with advanced probe response linearization calibration for the same communication system (same UID and version).



Complementary Cumulative Distribution Function (CCDF)



Frequency Domain



Time Domain

**Calibration Laboratory of
Schmid & Partner
Engineering AG**
Zeughausstrasse 43, 8004 Zurich, Switzerland

Name: **5G NR (CP-OFDM, 100% RB, 50 MHz, QPSK, 120 kHz)**

Group: 5G NR FR2 TDD
UID: 10888-AAE

PAR: ¹ **8.35 dB**
MIF: ² **-25.78 dB**

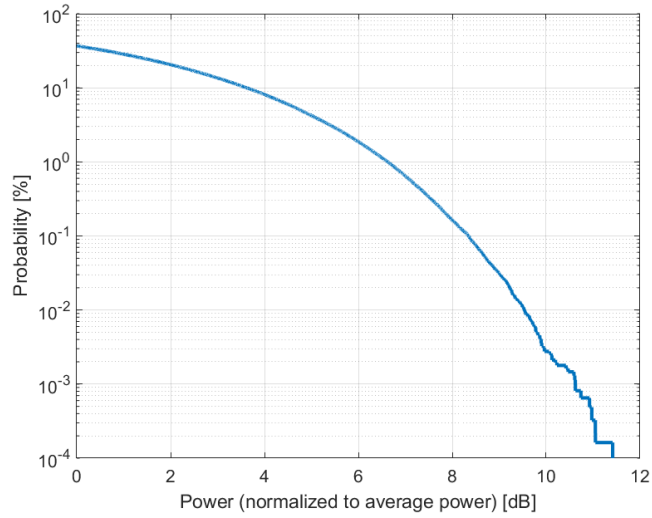
Standard Reference: SPEAG
Category: Random amplitude modulation
Modulation: QPSK
Frequency Band: Band n257 (26500 - 29500 MHz)
Band n258 (24200 - 27500 MHz)
Band n260 (37000 - 40000 MHz)
Band n261 (27500 - 28350 MHz)
Band n262 (47200 - 48200 MHz)
Validation band (0.0 - 6000.0 MHz)

Detailed Specification: Multiplexing Scheme: CP-OFDM
Modulation Scheme: QPSK
Subcarrier Spacing: 120 kHz
Number RBs: 32
Slot Format Index: 1
Data Type: PN9

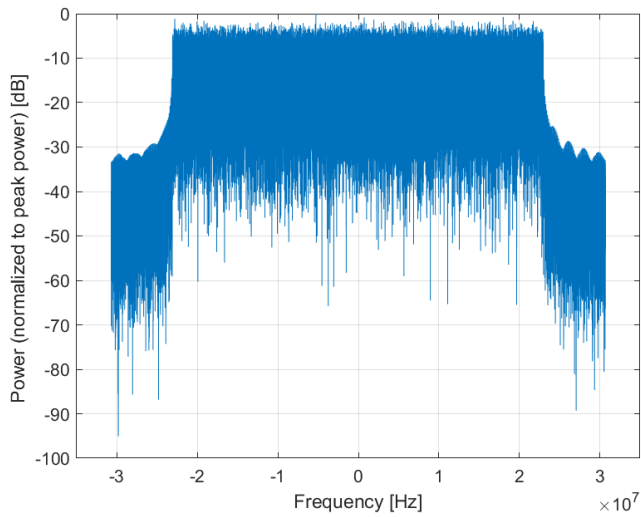
Bandwidth: 50.0 MHz
Integration Time: 10.0 ms

¹ PAR (0.1%) in accordance with FCC KDB 971168, Section 6.0 "Measurement of the Peak-to-Average Power Ratio (PAPR)"

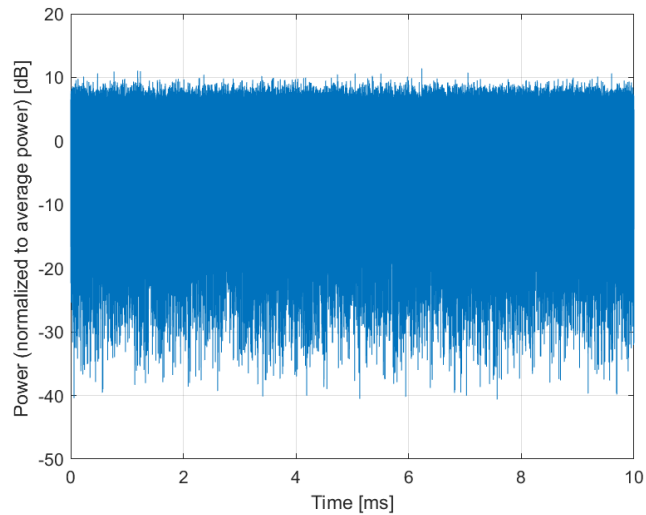
² Modulation Interference Factor (MIF) value valid only in conjunction with advanced probe response linearization calibration for the same communication system (same UID and version).



Complementary Cumulative Distribution Function (CCDF)



Frequency Domain



Time Domain

**Calibration Laboratory of
Schmid & Partner
Engineering AG**
Zeughausstrasse 43, 8004 Zurich, Switzerland

Name: **5G NR (CP-OFDM, 1 RB, 50 MHz, 16QAM, 120 kHz)**

Group: 5G NR FR2 TDD
UID: 10889-AAE

PAR: ¹ **8.02 dB**
MIF: ² **-16.37 dB**

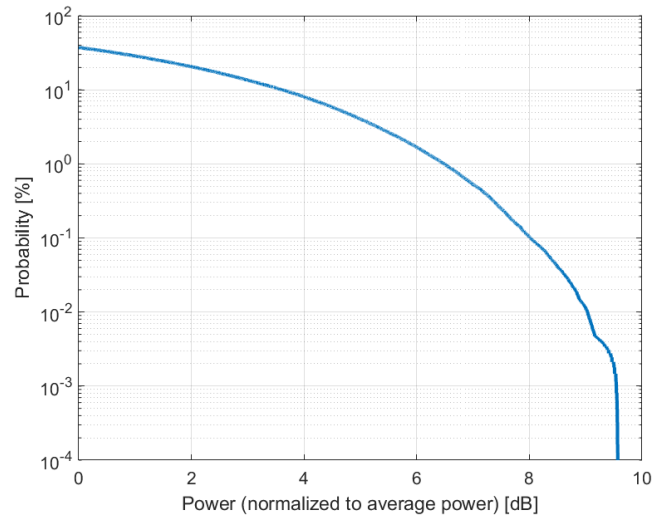
Standard Reference: SPEAG
Category: Random amplitude modulation
Modulation: 16QAM
Frequency Band: Band n257 (26500 - 29500 MHz)
Band n258 (24200 - 27500 MHz)
Band n260 (37000 - 40000 MHz)
Band n261 (27500 - 28350 MHz)
Band n262 (47200 - 48200 MHz)
Validation band (0.0 - 6000.0 MHz)

Detailed Specification: Multiplexing Scheme: CP-OFDM
Modulation Scheme: 16QAM
Subcarrier Spacing: 120 kHz
Number RBs: 1
Slot Format Index: 1
Data Type: PN9

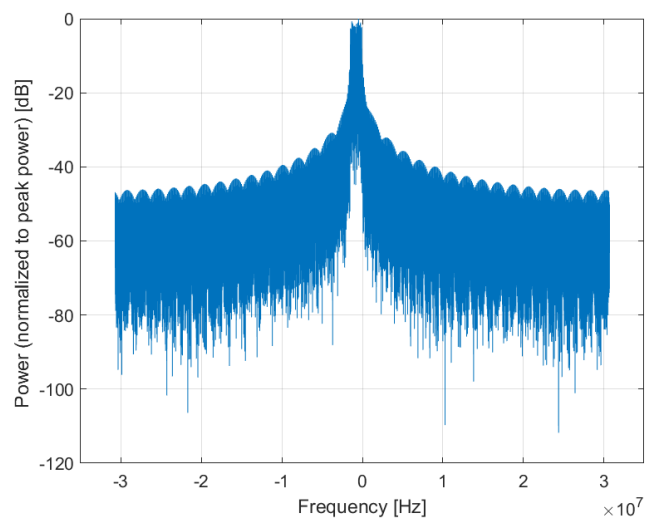
Bandwidth: 50.0 MHz
Integration Time: 10.0 ms

¹ PAR (0.1%) in accordance with FCC KDB 971168, Section 6.0 "Measurement of the Peak-to-Average Power Ratio (PAPR)"

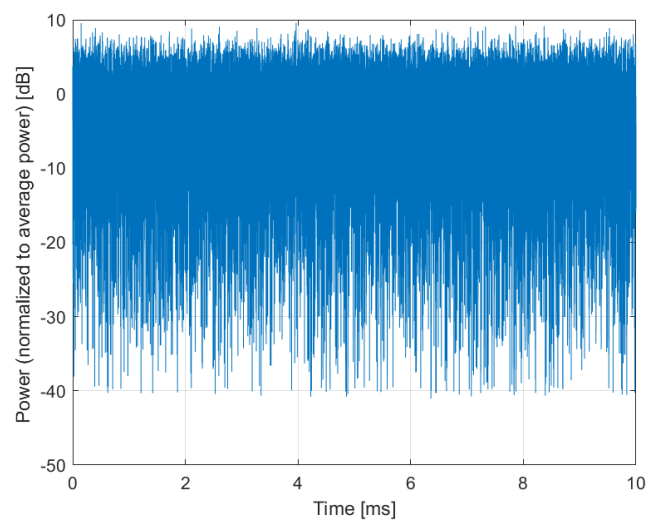
² Modulation Interference Factor (MIF) value valid only in conjunction with advanced probe response linearization calibration for the same communication system (same UID and version).



Complementary Cumulative Distribution Function (CCDF)



Frequency Domain



Time Domain

**Calibration Laboratory of
Schmid & Partner
Engineering AG**
Zeughausstrasse 43, 8004 Zurich, Switzerland

Name: **5G NR (CP-OFDM, 100% RB, 50 MHz, 16QAM, 120 kHz)**

Group: 5G NR FR2 TDD
UID: 10890-AAE

PAR: ¹ **8.40 dB**
MIF: ² **-23.93 dB**

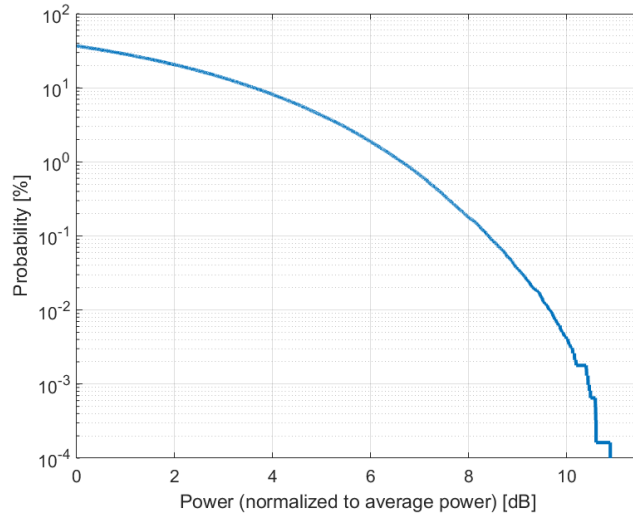
Standard Reference: SPEAG
Category: Random amplitude modulation
Modulation: 16QAM
Frequency Band: Band n257 (26500 - 29500 MHz)
Band n258 (24200 - 27500 MHz)
Band n260 (37000 - 40000 MHz)
Band n261 (27500 - 28350 MHz)
Band n262 (47200 - 48200 MHz)
Validation band (0.0 - 6000.0 MHz)

Detailed Specification: Multiplexing Scheme: CP-OFDM
Modulation Scheme: 16QAM
Subcarrier Spacing: 120 kHz
Number RBs: 32
Slot Format Index: 1
Data Type: PN9

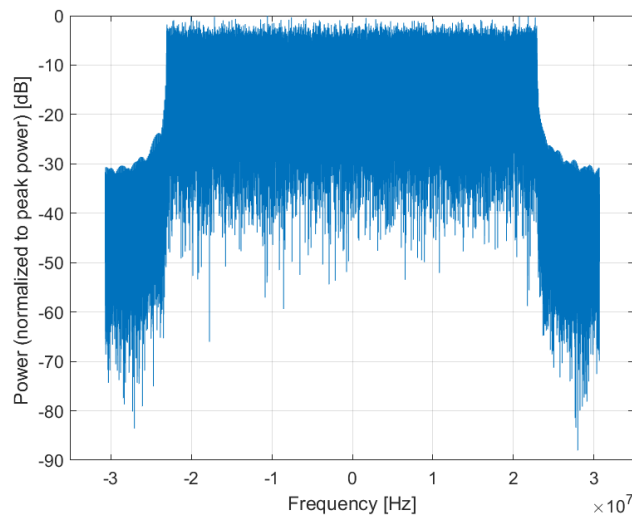
Bandwidth: 50.0 MHz
Integration Time: 10.0 ms

¹ PAR (0.1%) in accordance with FCC KDB 971168, Section 6.0 "Measurement of the Peak-to-Average Power Ratio (PAPR)"

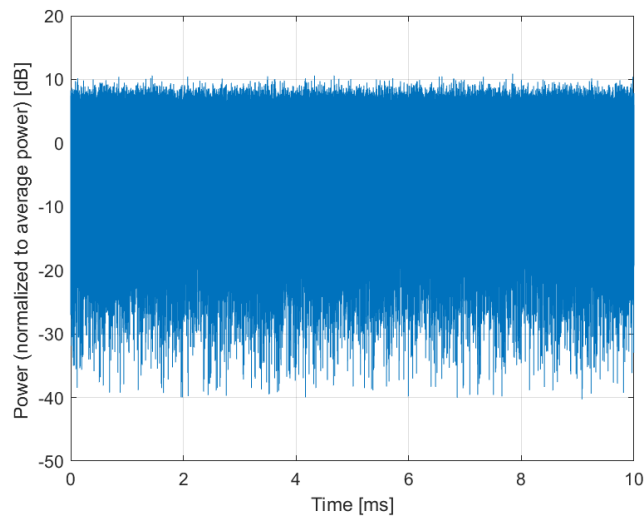
² Modulation Interference Factor (MIF) value valid only in conjunction with advanced probe response linearization calibration for the same communication system (same UID and version).



Complementary Cumulative Distribution Function (CCDF)



Frequency Domain



Time Domain

**Calibration Laboratory of
Schmid & Partner
Engineering AG**
Zeughausstrasse 43, 8004 Zurich, Switzerland

Name: **5G NR (CP-OFDM, 1 RB, 50 MHz, 64QAM, 120 kHz)**

Group: 5G NR FR2 TDD
UID: 10891-AAE

PAR: ¹ **8.13 dB**
MIF: ² **-17.02 dB**

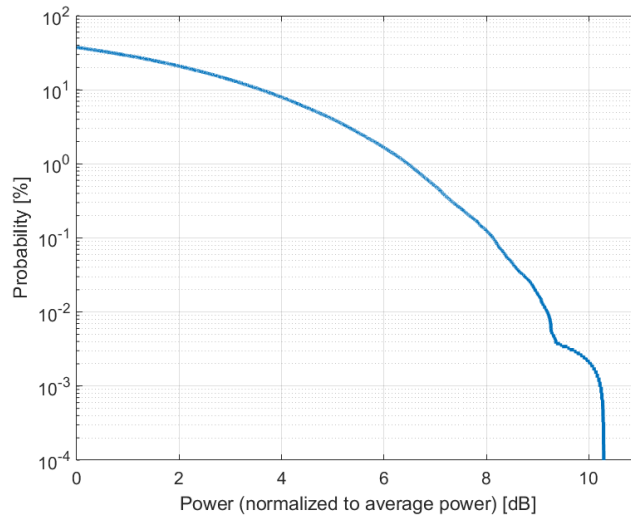
Standard Reference: SPEAG
Category: Random amplitude modulation
Modulation: 64QAM
Frequency Band: Band n257 (26500 - 29500 MHz)
Band n258 (24200 - 27500 MHz)
Band n260 (37000 - 40000 MHz)
Band n261 (27500 - 28350 MHz)
Band n262 (47200 - 48200 MHz)
Validation band (0.0 - 6000.0 MHz)

Detailed Specification: Multiplexing Scheme: CP-OFDM
Modulation Scheme: 64QAM
Subcarrier Spacing: 120 kHz
Number RBs: 1
Slot Format Index: 1
Data Type: PN9

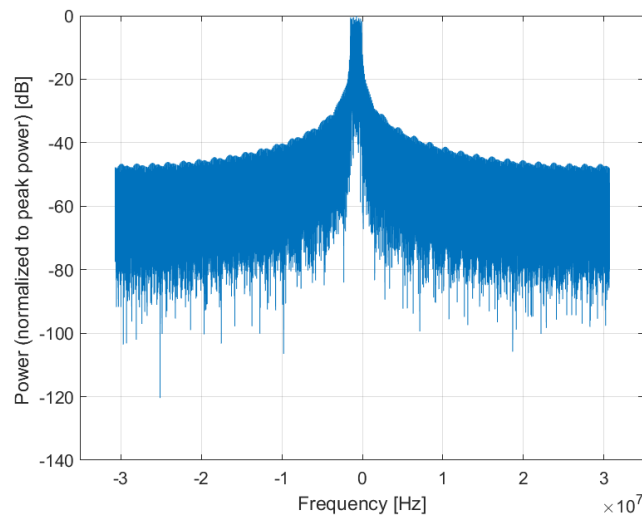
Bandwidth: 50.0 MHz
Integration Time: 10.0 ms

¹ PAR (0.1%) in accordance with FCC KDB 971168, Section 6.0 "Measurement of the Peak-to-Average Power Ratio (PAPR)"

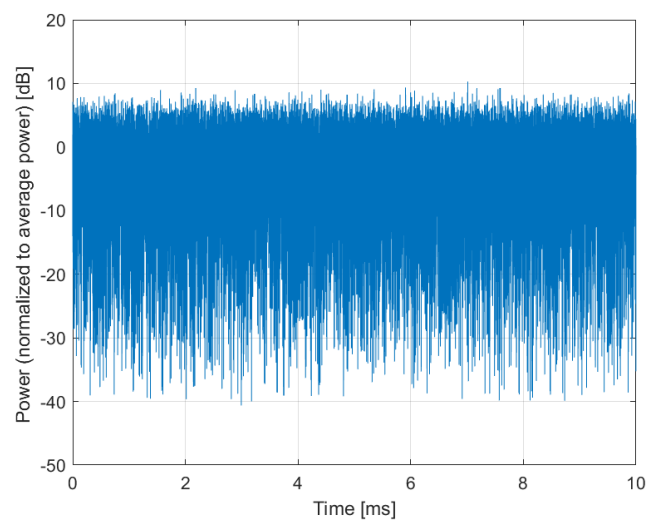
² Modulation Interference Factor (MIF) value valid only in conjunction with advanced probe response linearization calibration for the same communication system (same UID and version).



Complementary Cumulative Distribution Function (CCDF)



Frequency Domain



Time Domain

**Calibration Laboratory of
Schmid & Partner
Engineering AG**
Zeughausstrasse 43, 8004 Zurich, Switzerland

Name: **5G NR (CP-OFDM, 100% RB, 50 MHz, 64QAM, 120 kHz)**

Group: 5G NR FR2 TDD
UID: 10892-AAE

PAR: ¹ **8.41 dB**
MIF: ² **-23.75 dB**

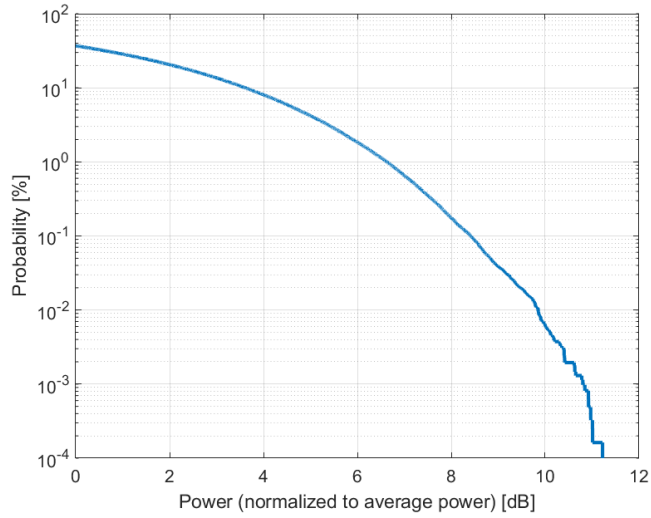
Standard Reference: SPEAG
Category: Random amplitude modulation
Modulation: 64QAM
Frequency Band: Band n257 (26500 - 29500 MHz)
Band n258 (24200 - 27500 MHz)
Band n260 (37000 - 40000 MHz)
Band n261 (27500 - 28350 MHz)
Band n262 (47200 - 48200 MHz)
Validation band (0.0 - 6000.0 MHz)

Detailed Specification: Multiplexing Scheme: CP-OFDM
Modulation Scheme: 64QAM
Subcarrier Spacing: 120 kHz
Number RBs: 32
Slot Format Index: 1
Data Type: PN9

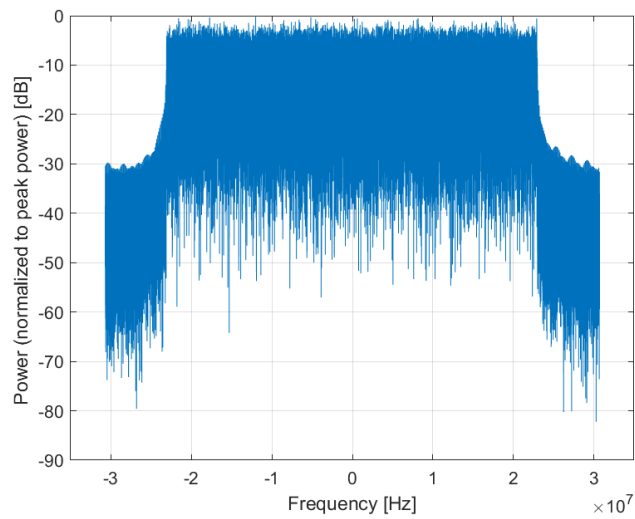
Bandwidth: 50.0 MHz
Integration Time: 10.0 ms

¹ PAR (0.1%) in accordance with FCC KDB 971168, Section 6.0 "Measurement of the Peak-to-Average Power Ratio (PAPR)"

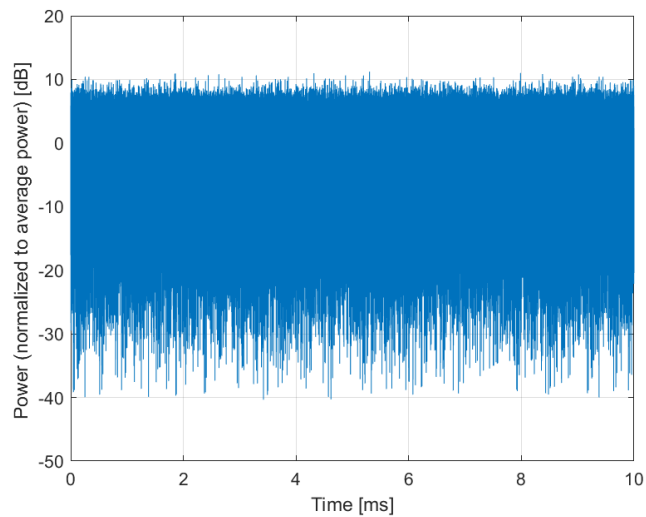
² Modulation Interference Factor (MIF) value valid only in conjunction with advanced probe response linearization calibration for the same communication system (same UID and version).



Complementary Cumulative Distribution Function (CCDF)



Frequency Domain



Time Domain

**Calibration Laboratory of
Schmid & Partner
Engineering AG**
Zeughausstrasse 43, 8004 Zurich, Switzerland

Name: **MITS (3pi Sinc, 400ms, 3ms)**

Group: MRI
UID: 10893-AAB

PAR: ¹ **26.73 dB**
MIF: ² **19.99 dB**

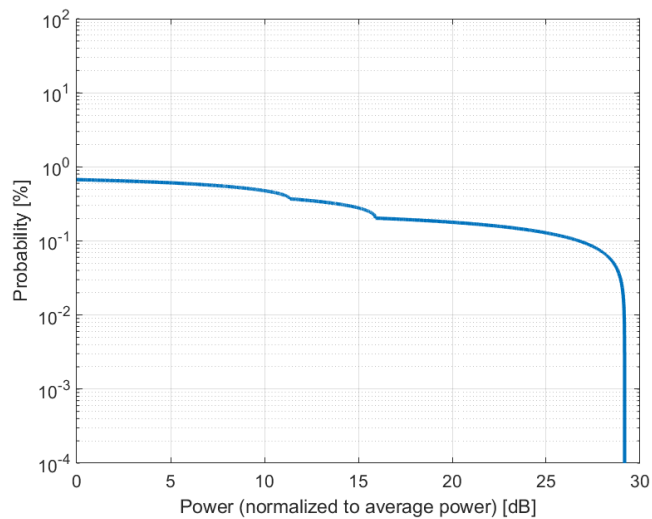
Standard Reference: SPEAG
Category: Periodic pulsed modulation
Modulation: AM
Frequency Band: MRI 1.5T (59.0 - 69.0 MHz)
MRI 3T (123.0 - 133.0 MHz)
Validation band (0.0 - 6000.0 MHz)

Detailed Specification: Calibration Sequence for Medical Implant Test System (MITS)
Pulse Shape: Sinc +/- 3 Pi
Repetition Rate: 2.5 Hz
Duty Cycle: 0.75%

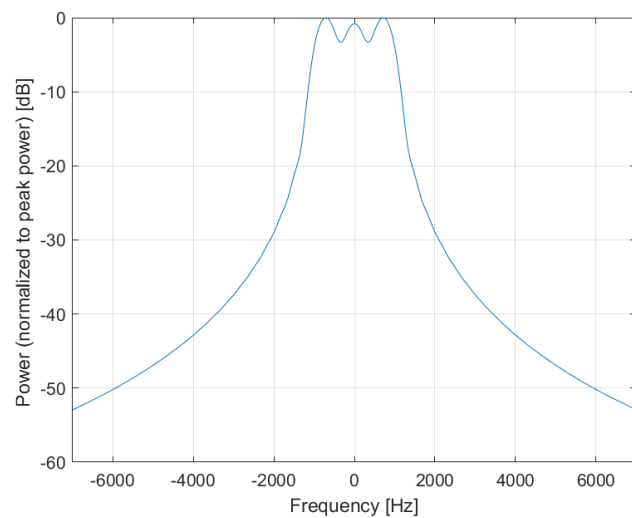
Bandwidth: 0.0 MHz
Integration Time: 400.0 ms

¹ PAR (0.1%) in accordance with FCC KDB 971168, Section 6.0 "Measurement of the Peak-to-Average Power Ratio (PAPR)"

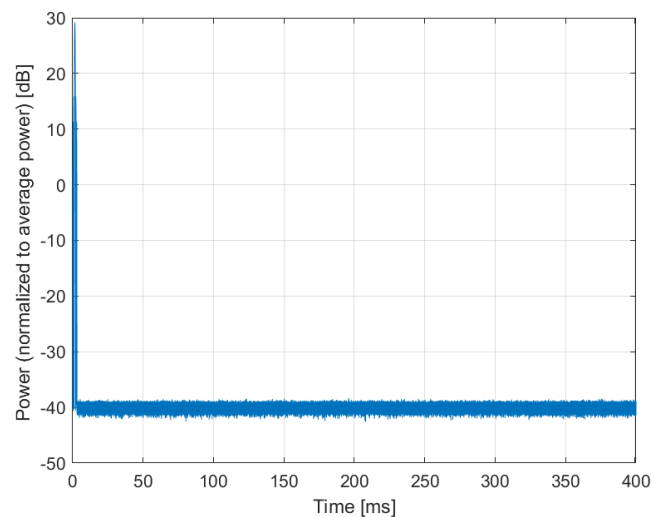
² Modulation Interference Factor (MIF) value valid only in conjunction with advanced probe response linearization calibration for the same communication system (same UID and version).



Complementary Cumulative Distribution Function (CCDF)



Frequency Domain



Time Domain

**Calibration Laboratory of
Schmid & Partner
Engineering AG**
Zeughausstrasse 43, 8004 Zurich, Switzerland

Name: **MITS (6pi Sinc, 3.69ms, 0.8ms)**

Group: MRI
UID: 10894-AAA

PAR: ¹ **17.50 dB**
MIF: ² **6.16 dB**

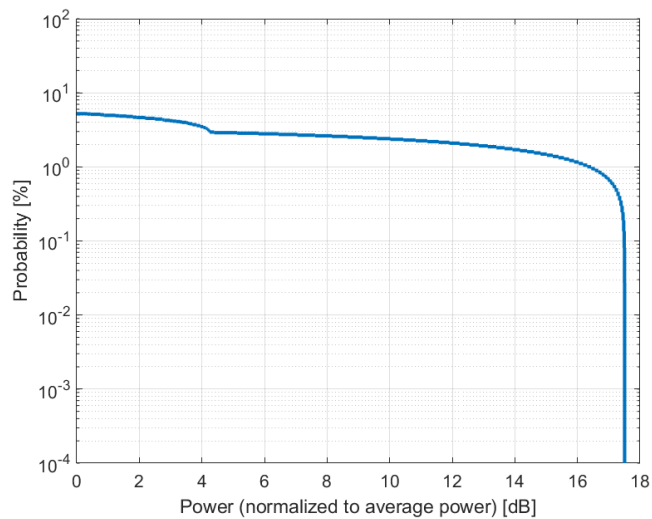
Standard Reference: SPEAG
Category: Periodic pulsed modulation
Modulation: AM
Frequency Band: MRI 1.5T (59.0 - 69.0 MHz)
MRI 3T (123.0 - 133.0 MHz)
Validation band (0.0 - 6000.0 MHz)

Detailed Specification: Calibration Sequence for Medical Implant Test System (MITS)
Pulse Shape: Sinc +/- 6 Pi
Repetition Rate: 271 Hz
Duty Cycle: 21.7%

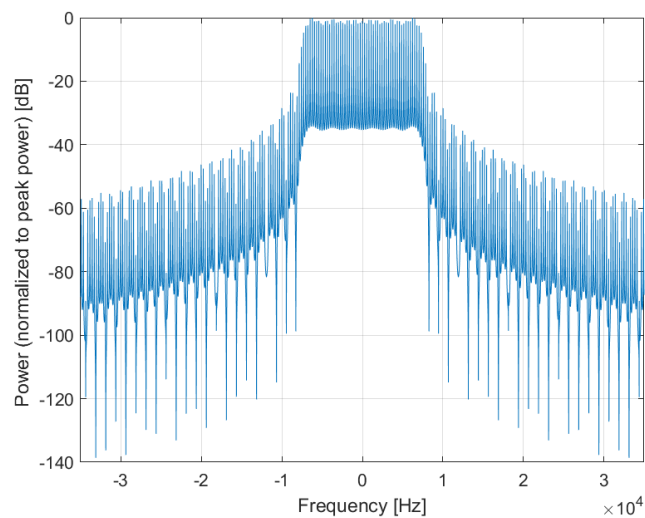
Bandwidth: 0.1 MHz
Integration Time: 3.7 ms

¹ PAR (0.1%) in accordance with FCC KDB 971168, Section 6.0 "Measurement of the Peak-to-Average Power Ratio (PAPR)"

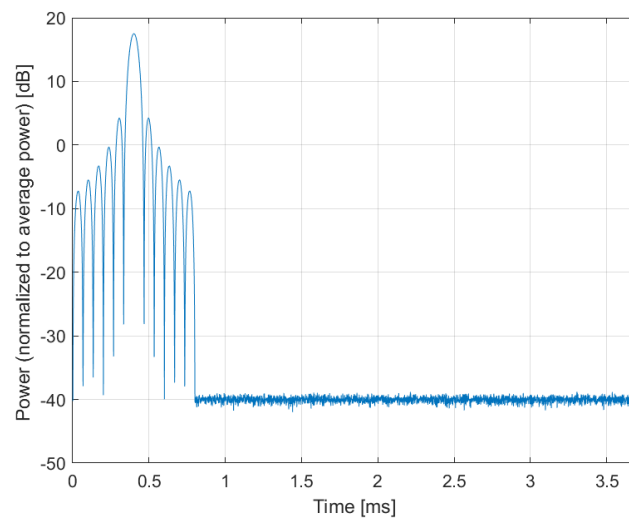
² Modulation Interference Factor (MIF) value valid only in conjunction with advanced probe response linearization calibration for the same communication system (same UID and version).



Complementary Cumulative Distribution Function (CCDF)



Frequency Domain



Time Domain

**Calibration Laboratory of
Schmid & Partner
Engineering AG**
Zeughausstrasse 43, 8004 Zurich, Switzerland

Name: **MITS (3pi Sinc, 100ms, 2ms)**

Group: MRI
UID: 10895-AAA

PAR: ¹ **24.58 dB**
MIF: ² **16.38 dB**

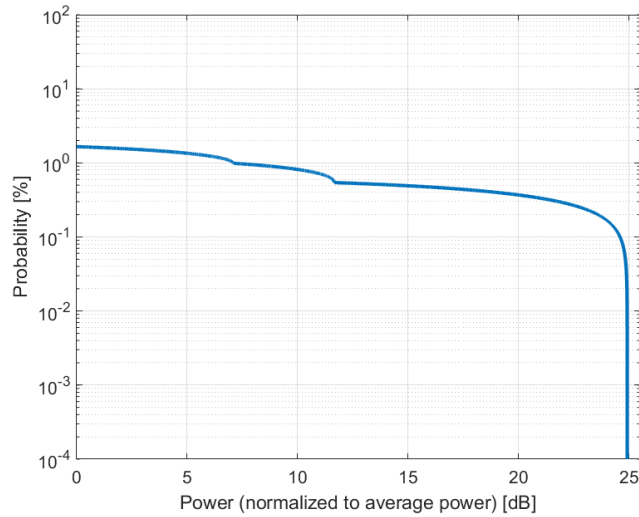
Standard Reference: SPEAG
Category: Periodic pulsed modulation
Modulation: AM
Frequency Band: MRI 1.5T (59.0 - 69.0 MHz)
MRI 3T (123.0 - 133.0 MHz)
Validation band (0.0 - 6000.0 MHz)

Detailed Specification: Calibration Sequence for Medical Implant Test System (MITS)
Pulse Shape: Sinc +/- 3 Pi
Repetition Rate: 10 Hz
Duty Cycle: 2%

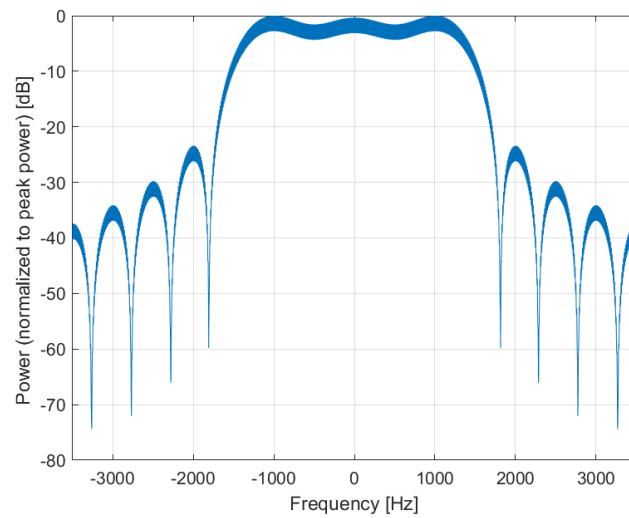
Bandwidth: 0.0 MHz
Integration Time: 100.0 ms

¹ PAR (0.1%) in accordance with FCC KDB 971168, Section 6.0 "Measurement of the Peak-to-Average Power Ratio (PAPR)"

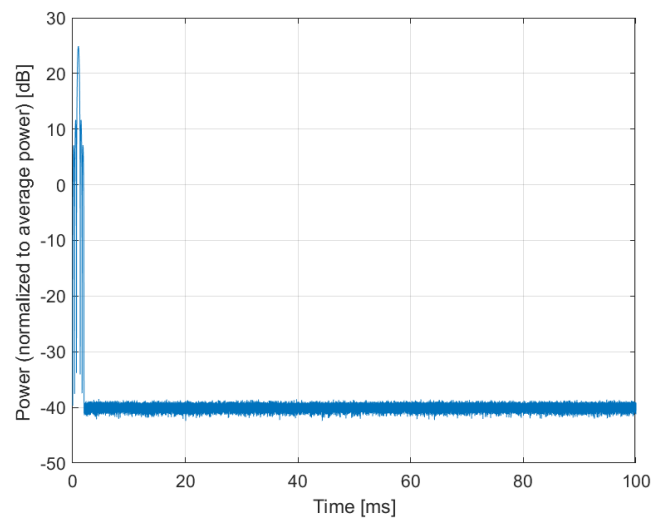
² Modulation Interference Factor (MIF) value valid only in conjunction with advanced probe response linearization calibration for the same communication system (same UID and version).



Complementary Cumulative Distribution Function (CCDF)



Frequency Domain



Time Domain

**Calibration Laboratory of
Schmid & Partner
Engineering AG**
Zeughausstrasse 43, 8004 Zurich, Switzerland

Name: **MRI (Square, 2ms, 0.8ms)**

Group: MRI
UID: 10896-AAA

PAR: ¹ **3.98 dB**
MIF: ² **-0.27 dB**

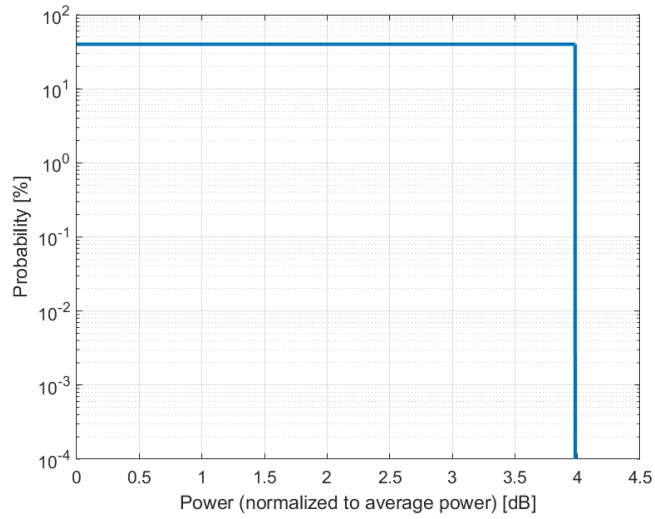
Standard Reference: SPEAG
Category: Periodic pulsed modulation
Modulation: AM
Frequency Band: MRI 1.5T (59.0 - 69.0 MHz)
MRI 3T (123.0 - 133.0 MHz)
Validation band (0.0 - 6000.0 MHz)

Detailed Specification: Custom Calibration Sequence
Pulse Shape: Rectangular
Repetition Rate: 500 Hz
Duty Cycle: 40%

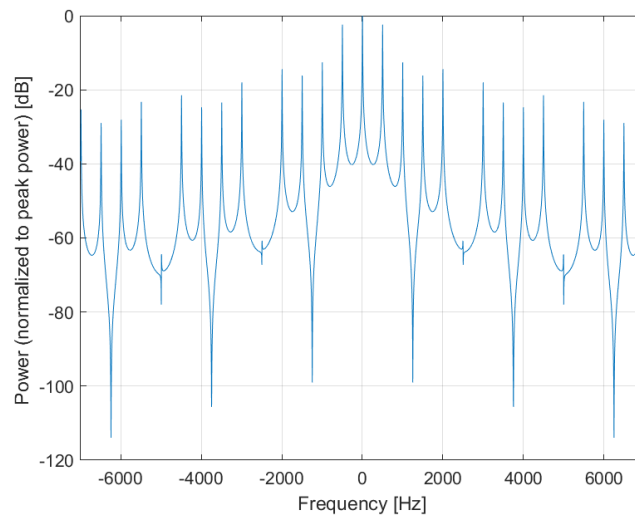
Bandwidth: 0.0 MHz
Integration Time: 2.0 ms

¹ PAR (0.1%) in accordance with FCC KDB 971168, Section 6.0 "Measurement of the Peak-to-Average Power Ratio (PAPR)"

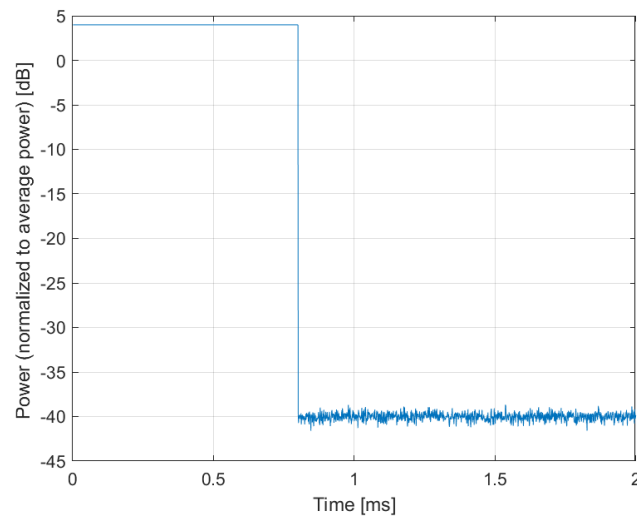
² Modulation Interference Factor (MIF) value valid only in conjunction with advanced probe response linearization calibration for the same communication system (same UID and version).



Complementary Cumulative Distribution Function (CCDF)



Frequency Domain



Time Domain

**Calibration Laboratory of
Schmid & Partner
Engineering AG**
Zeughausstrasse 43, 8004 Zurich, Switzerland

Name: **5G NR (DFT-s-OFDM, 1 RB, 5 MHz, QPSK, 30 kHz)**

Group: 5G NR FR1 TDD
UID: 10897-AAC

PAR: ¹ **5.66 dB**
MIF: ² **-16.67 dB**

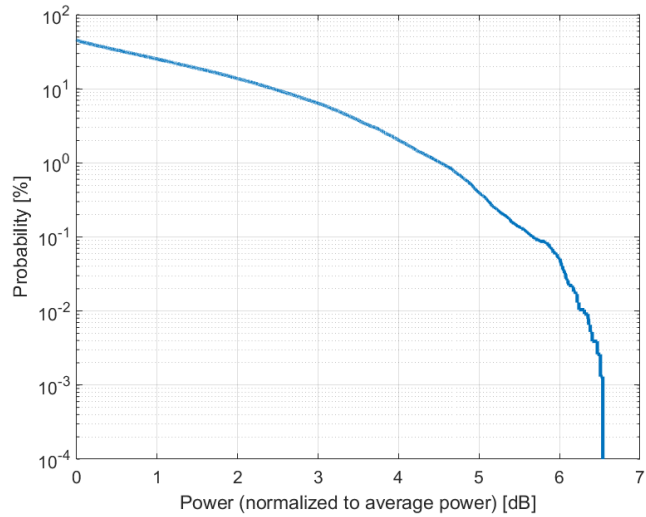
Standard Reference: SPEAG
Category: Random amplitude modulation
Modulation: QPSK
Frequency Band: Band n34 (2010 - 2025 MHz)
Band n38 (2570 - 2620 MHz)
Band n39 (1880 - 1920 MHz)
Band n40 (2300 - 2400 MHz)
Band n48 (3550 - 3700 MHz)
Band n50 (1432 - 1517 MHz)
Band n51 (1427 - 1432 MHz)
Band n53 (2483.5 - 2495 MHz)
Validation band (0.0 - 6000.0 MHz)

Detailed Specification: Multiplexing Scheme: DFT-s-OFDM
Modulation Scheme: QPSK
Subcarrier Spacing: 30 kHz
Number RBs: 1
Slot Format Index: 1
Data Type: PN9

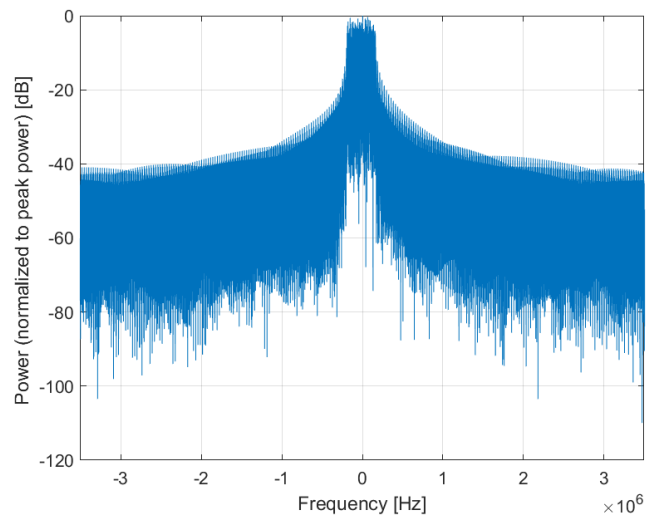
Bandwidth: 5.0 MHz
Integration Time: 10.0 ms

¹ PAR (0.1%) in accordance with FCC KDB 971168, Section 6.0 "Measurement of the Peak-to-Average Power Ratio (PAPR)"

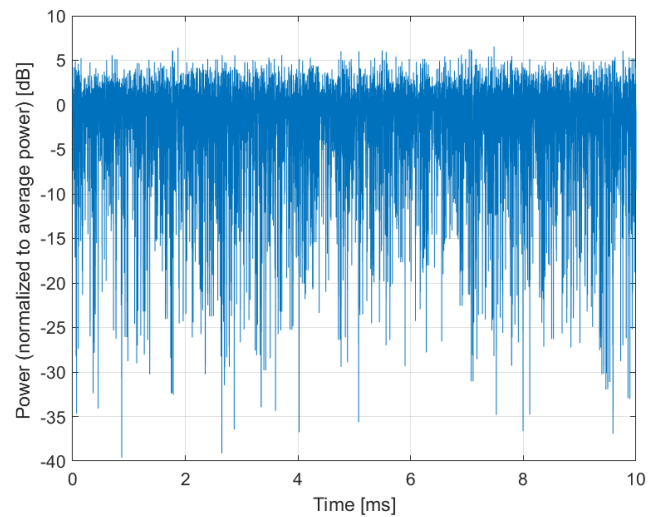
² Modulation Interference Factor (MIF) value valid only in conjunction with advanced probe response linearization calibration for the same communication system (same UID and version).



Complementary Cumulative Distribution Function (CCDF)



Frequency Domain



Time Domain

**Calibration Laboratory of
Schmid & Partner
Engineering AG**
Zeughausstrasse 43, 8004 Zurich, Switzerland

Name: **5G NR (DFT-s-OFDM, 1 RB, 10 MHz, QPSK, 30 kHz)**

Group: 5G NR FR1 TDD
UID: 10898-AAB

PAR: ¹ **5.67 dB**
MIF: ² **-16.68 dB**

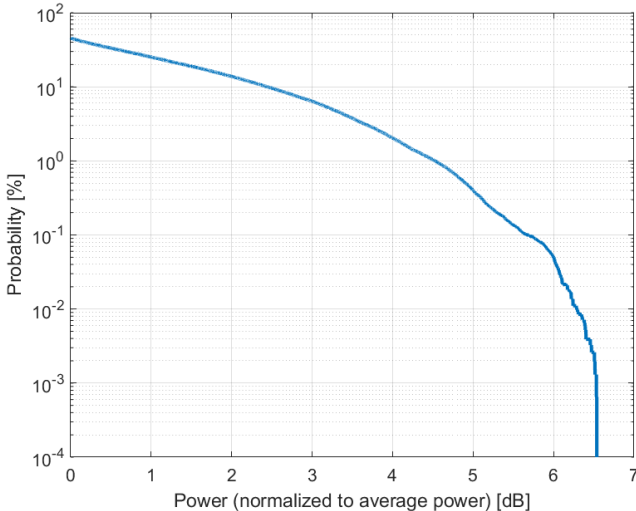
Standard Reference: SPEAG
Category: Random amplitude modulation
Modulation: QPSK
Frequency Band: Band n34 (2010 - 2025 MHz)
Band n38 (2570 - 2620 MHz)
Band n39 (1880 - 1920 MHz)
Band n40 (2300 - 2400 MHz)
Band n41 (2496 - 2690 MHz)
Band n48 (3550 - 3700 MHz)
Band n50 (1432 - 1517 MHz)
Band n77 (3300 - 4200 MHz)
Band n78 (3300 - 3800 MHz)
Band n53 (2483.5 - 2495 MHz)
Band n90 (2496 - 2690 MHz)
Band n47 (5855 - 5925 MHz)
Validation band (0.0 - 6000.0 MHz)

Detailed Specification: Multiplexing Scheme: DFT-s-OFDM
Modulation Scheme: QPSK
Subcarrier Spacing: 30 kHz
Number RBs: 1
Slot Format Index: 1
Data Type: PN9

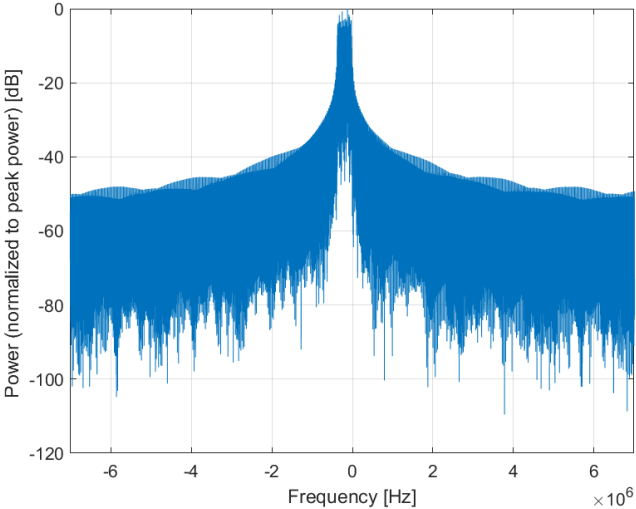
Bandwidth: 10.0 MHz
Integration Time: 10.0 ms

¹ PAR (0.1%) in accordance with FCC KDB 971168, Section 6.0 "Measurement of the Peak-to-Average Power Ratio (PAPR)"

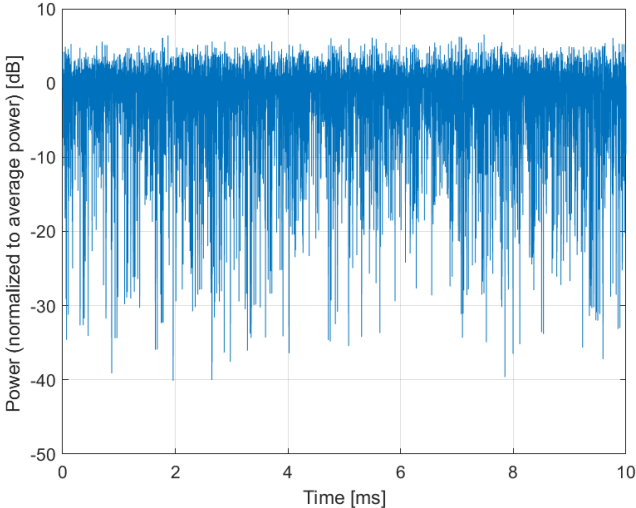
² Modulation Interference Factor (MIF) value valid only in conjunction with advanced probe response linearization calibration for the same communication system (same UID and version).



Complementary Cumulative Distribution Function (CCDF)



Frequency Domain



Time Domain

**Calibration Laboratory of
Schmid & Partner
Engineering AG**
Zeughausstrasse 43, 8004 Zurich, Switzerland

Name: **5G NR (DFT-s-OFDM, 1 RB, 15 MHz, QPSK, 30 kHz)**

Group: 5G NR FR1 TDD
UID: 10899-AAB

PAR: ¹ **5.67 dB**
MIF: ² **-16.68 dB**

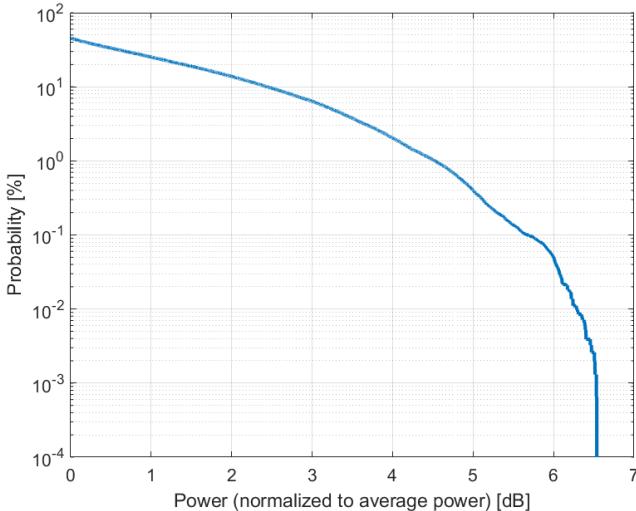
Standard Reference: SPEAG
Category: Random amplitude modulation
Modulation: QPSK
Frequency Band: Band n34 (2010 - 2025 MHz)
Band n38 (2570 - 2620 MHz)
Band n39 (1880 - 1920 MHz)
Band n40 (2300 - 2400 MHz)
Band n41 (2496 - 2690 MHz)
Band n48 (3550 - 3700 MHz)
Band n50 (1432 - 1517 MHz)
Band n77 (3300 - 4200 MHz)
Band n78 (3300 - 3800 MHz)
Band n90 (2496 - 2690 MHz)
Validation band (0.0 - 6000.0 MHz)

Detailed Specification: Multiplexing Scheme: DFT-s-OFDM
Modulation Scheme: QPSK
Subcarrier Spacing: 30 kHz
Number RBs: 1
Slot Format Index: 1
Data Type: PN9

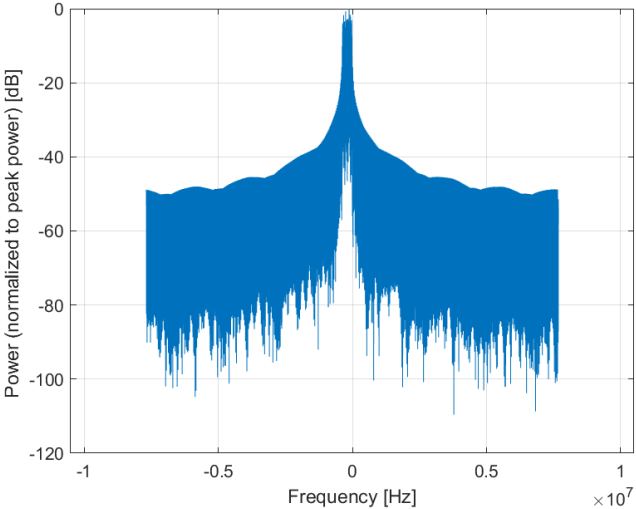
Bandwidth: 15.0 MHz
Integration Time: 10.0 ms

¹ PAR (0.1%) in accordance with FCC KDB 971168, Section 6.0 "Measurement of the Peak-to-Average Power Ratio (PAPR)"

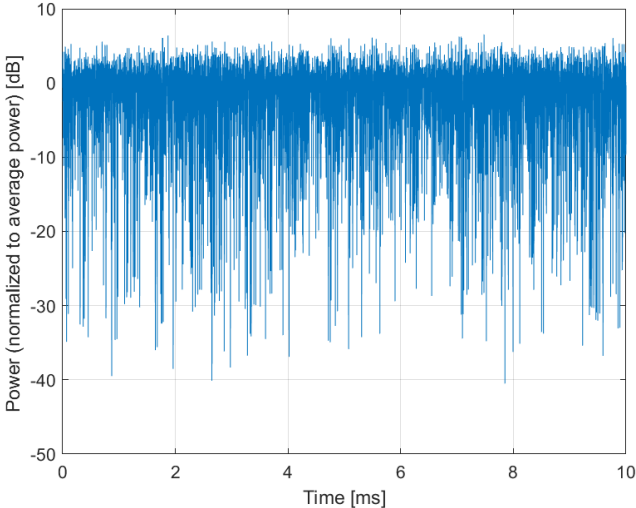
² Modulation Interference Factor (MIF) value valid only in conjunction with advanced probe response linearization calibration for the same communication system (same UID and version).



Complementary Cumulative Distribution Function (CCDF)



Frequency Domain



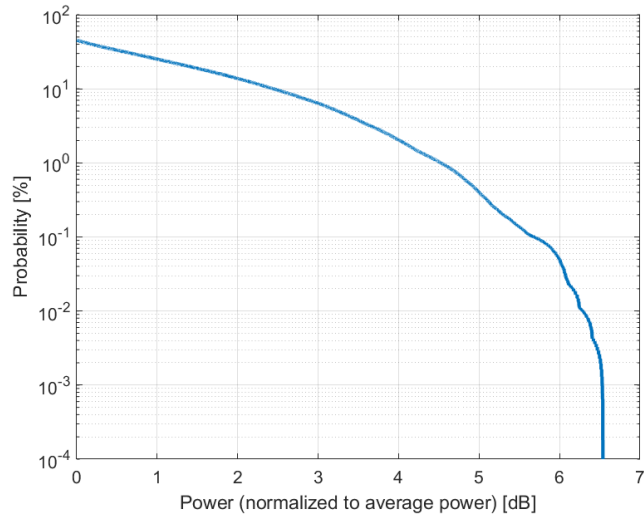
Time Domain

**Calibration Laboratory of
Schmid & Partner
Engineering AG**
Zeughausstrasse 43, 8004 Zurich, Switzerland

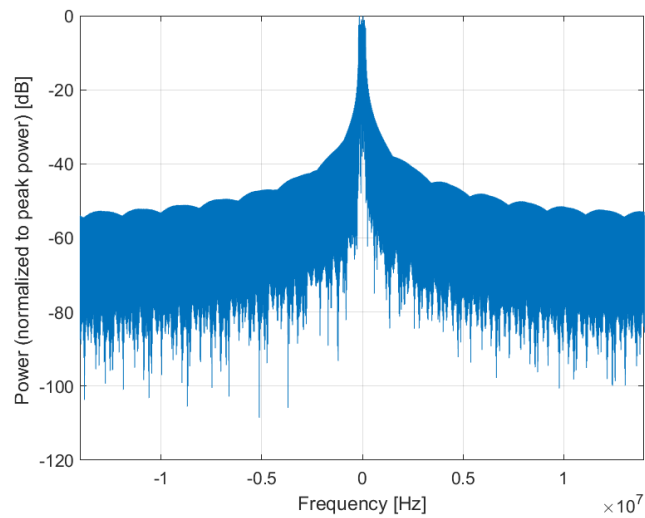
Name:	5G NR (DFT-s-OFDM, 1 RB, 20 MHz, QPSK, 30 kHz)
Group:	5G NR FR1 TDD
UID:	10900-AAB
PAR: ¹	5.68 dB
MIF: ²	-16.68 dB
Standard Reference:	SPEAG
Category:	Random amplitude modulation
Modulation:	QPSK
Frequency Band:	Band n38 (2570 - 2620 MHz) Band n39 (1880 - 1920 MHz) Band n40 (2300 - 2400 MHz) Band n41 (2496 - 2690 MHz) Band n48 (3550 - 3700 MHz) Band n50 (1432 - 1517 MHz) Band n77 (3300 - 4200 MHz) Band n78 (3300 - 3800 MHz) Band n90 (2496 - 2690 MHz) Band n47 (5855 - 5925 MHz) Validation band (0.0 - 6000.0 MHz)
Detailed Specification:	Multiplexing Scheme: DFT-s-OFDM Modulation Scheme: QPSK Subcarrier Spacing: 30 kHz Number RBs: 1 Slot Format Index: 1 Data Type: PN9
Bandwidth:	20.0 MHz
Integration Time:	10.0 ms

¹ PAR (0.1%) in accordance with FCC KDB 971168, Section 6.0 "Measurement of the Peak-to-Average Power Ratio (PAPR)"

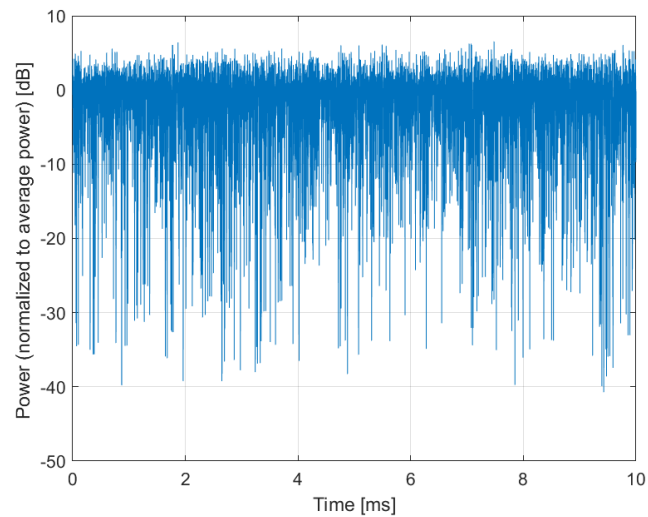
² Modulation Interference Factor (MIF) value valid only in conjunction with advanced probe response linearization calibration for the same communication system (same UID and version).



Complementary Cumulative Distribution Function (CCDF)



Frequency Domain



Time Domain

**Calibration Laboratory of
Schmid & Partner
Engineering AG**
Zeughausstrasse 43, 8004 Zurich, Switzerland

Name: **5G NR (DFT-s-OFDM, 1 RB, 25 MHz, QPSK, 30 kHz)**

Group: 5G NR FR1 TDD
UID: 10901-AAB

PAR: ¹ **5.68 dB**
MIF: ² **-16.68 dB**

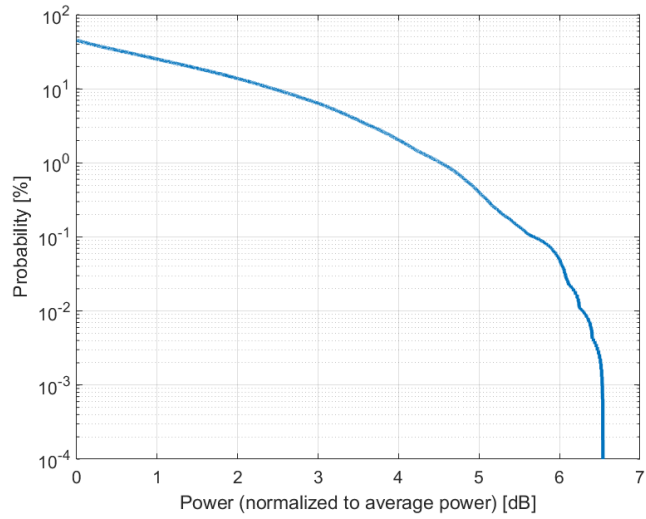
Standard Reference: SPEAG
Category: Random amplitude modulation
Modulation: QPSK
Frequency Band: Band n38 (2570 - 2620 MHz)
Band n39 (1880 - 1920 MHz)
Band n40 (2300 - 2400 MHz)
Band n77 (3300 - 4200 MHz)
Band n78 (3300 - 3800 MHz)
Validation band (0.0 - 6000.0 MHz)

Detailed Specification: Multiplexing Scheme: DFT-s-OFDM
Modulation Scheme: QPSK
Subcarrier Spacing: 30 kHz
Number RBs: 1
Slot Format Index: 1
Data Type: PN9

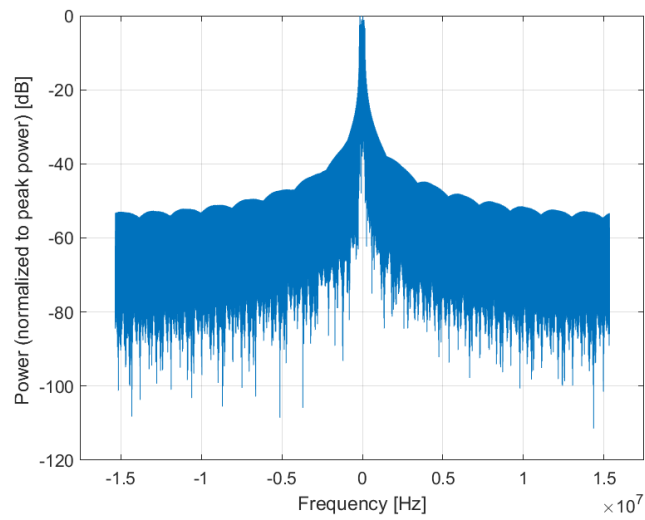
Bandwidth: 25.0 MHz
Integration Time: 10.0 ms

¹ PAR (0.1%) in accordance with FCC KDB 971168, Section 6.0 "Measurement of the Peak-to-Average Power Ratio (PAPR)"

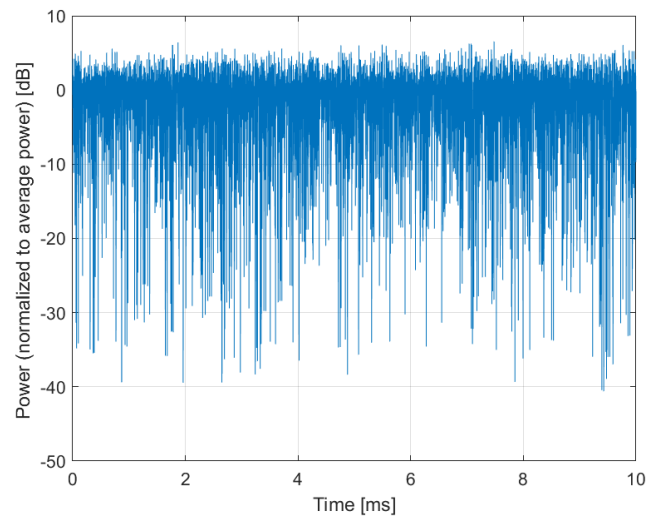
² Modulation Interference Factor (MIF) value valid only in conjunction with advanced probe response linearization calibration for the same communication system (same UID and version).



Complementary Cumulative Distribution Function (CCDF)



Frequency Domain



Time Domain

**Calibration Laboratory of
Schmid & Partner
Engineering AG**
Zeughausstrasse 43, 8004 Zurich, Switzerland

Name: **5G NR (DFT-s-OFDM, 1 RB, 30 MHz, QPSK, 30 kHz)**

Group: 5G NR FR1 TDD
UID: 10902-AAB

PAR: ¹ **5.68 dB**
MIF: ² **-16.68 dB**

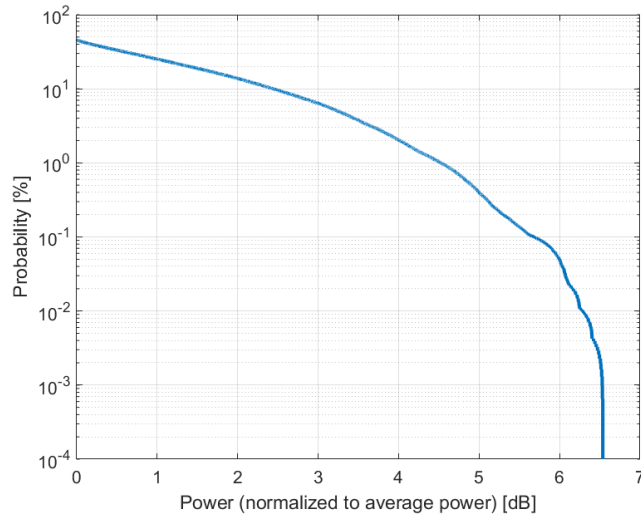
Standard Reference: SPEAG
Category: Random amplitude modulation
Modulation: QPSK
Frequency Band: Band n38 (2570 - 2620 MHz)
Band n39 (1880 - 1920 MHz)
Band n40 (2300 - 2400 MHz)
Band n41 (2496 - 2690 MHz)
Band n50 (1432 - 1517 MHz)
Band n77 (3300 - 4200 MHz)
Band n78 (3300 - 3800 MHz)
Band n90 (2496 - 2690 MHz)
Band n47 (5855 - 5925 MHz)
Validation band (0.0 - 6000.0 MHz)

Detailed Specification: Multiplexing Scheme: DFT-s-OFDM
Modulation Scheme: QPSK
Subcarrier Spacing: 30 kHz
Number RBs: 1
Slot Format Index: 1
Data Type: PN9

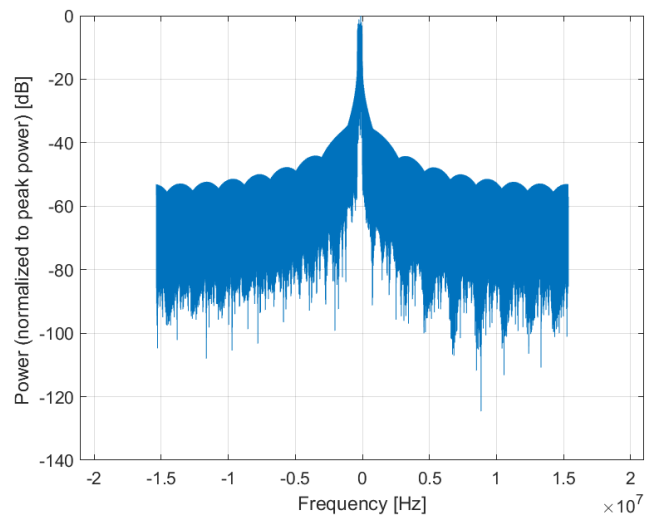
Bandwidth: 30.0 MHz
Integration Time: 10.0 ms

¹ PAR (0.1%) in accordance with FCC KDB 971168, Section 6.0 "Measurement of the Peak-to-Average Power Ratio (PAPR)"

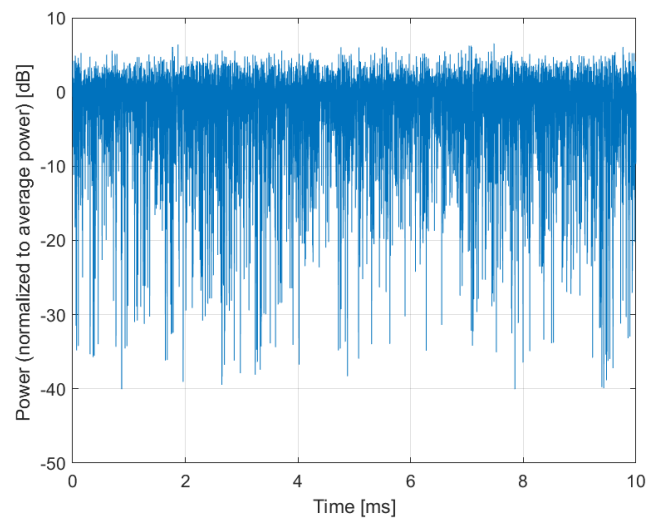
² Modulation Interference Factor (MIF) value valid only in conjunction with advanced probe response linearization calibration for the same communication system (same UID and version).



Complementary Cumulative Distribution Function (CCDF)



Frequency Domain



Time Domain

**Calibration Laboratory of
Schmid & Partner
Engineering AG**
Zeughausstrasse 43, 8004 Zurich, Switzerland

Name: **5G NR (DFT-s-OFDM, 1 RB, 40 MHz, QPSK, 30 kHz)**

Group: 5G NR FR1 TDD
UID: 10903-AAB

PAR: ¹ **5.68 dB**
MIF: ² **-16.68 dB**

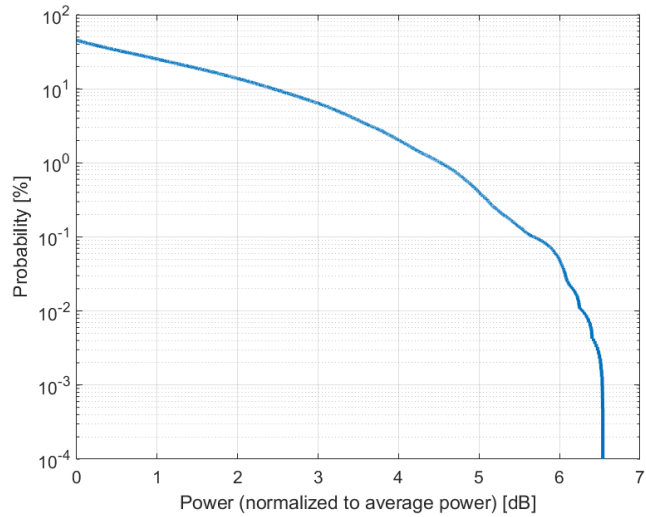
Standard Reference: SPEAG
Category: Random amplitude modulation
Modulation: QPSK
Frequency Band: Band n38 (2570 - 2620 MHz)
Band n39 (1880 - 1920 MHz)
Band n40 (2300 - 2400 MHz)
Band n41 (2496 - 2690 MHz)
Band n48 (3550 - 3700 MHz)
Band n50 (1432 - 1517 MHz)
Band n77 (3300 - 4200 MHz)
Band n78 (3300 - 3800 MHz)
Band n79 (4400 - 5000 MHz)
Band n90 (2496 - 2690 MHz)
Band n47 (5855 - 5925 MHz)
Validation band (0.0 - 6000.0 MHz)

Detailed Specification: Multiplexing Scheme: DFT-s-OFDM
Modulation Scheme: QPSK
Subcarrier Spacing: 30 kHz
Number RBs: 1
Slot Format Index: 1
Data Type: PN9

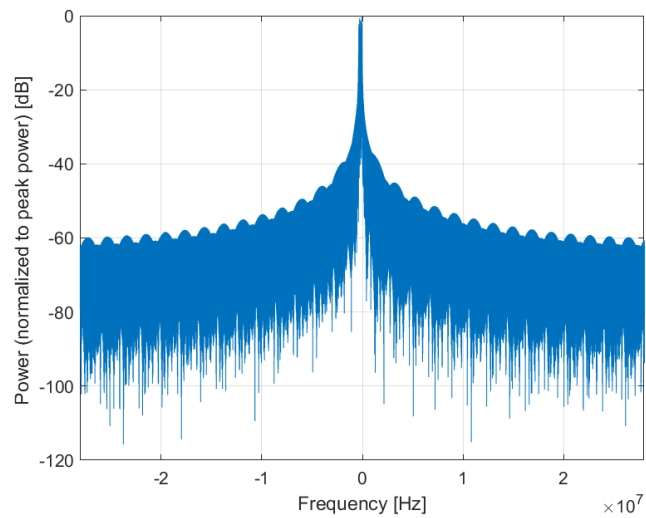
Bandwidth: 40.0 MHz
Integration Time: 10.0 ms

¹ PAR (0.1%) in accordance with FCC KDB 971168, Section 6.0 "Measurement of the Peak-to-Average Power Ratio (PAPR)"

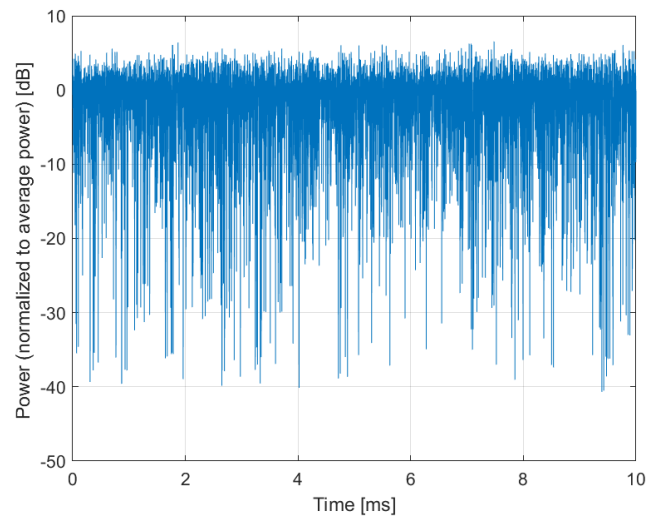
² Modulation Interference Factor (MIF) value valid only in conjunction with advanced probe response linearization calibration for the same communication system (same UID and version).



Complementary Cumulative Distribution Function (CCDF)



Frequency Domain



Time Domain

**Calibration Laboratory of
Schmid & Partner
Engineering AG**
Zeughausstrasse 43, 8004 Zurich, Switzerland

Name: **5G NR (DFT-s-OFDM, 1 RB, 50 MHz, QPSK, 30 kHz)**

Group: 5G NR FR1 TDD
UID: 10904-AAB

PAR: ¹ **5.68 dB**
MIF: ² **-16.68 dB**

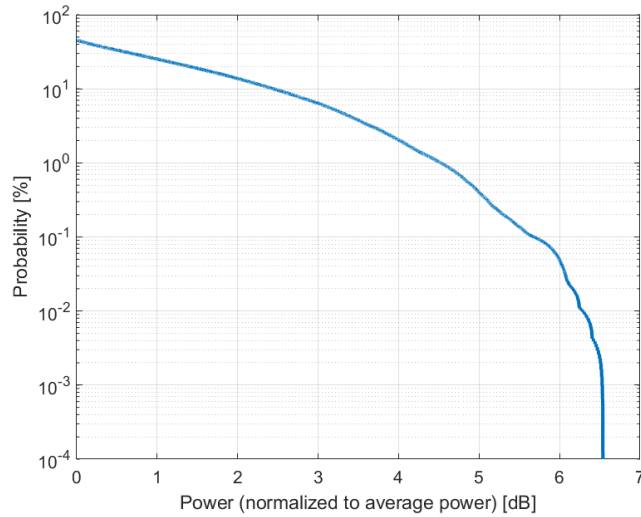
Standard Reference: SPEAG
Category: Random amplitude modulation
Modulation: QPSK
Frequency Band: Band n40 (2300 - 2400 MHz)
Band n41 (2496 - 2690 MHz)
Band n48 (3550 - 3700 MHz)
Band n50 (1432 - 1517 MHz)
Band n77 (3300 - 4200 MHz)
Band n78 (3300 - 3800 MHz)
Band n79 (4400 - 5000 MHz)
Band n90 (2496 - 2690 MHz)
Validation band (0.0 - 6000.0 MHz)

Detailed Specification: Multiplexing Scheme: DFT-s-OFDM
Modulation Scheme: QPSK
Subcarrier Spacing: 30 kHz
Number RBs: 1
Slot Format Index: 1
Data Type: PN9

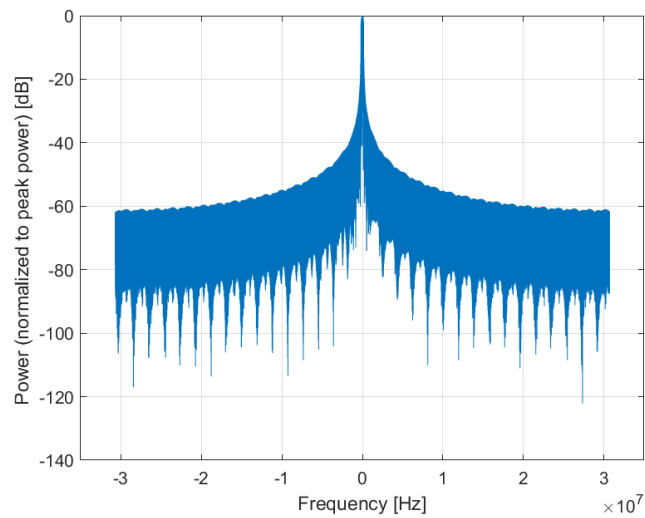
Bandwidth: 50.0 MHz
Integration Time: 10.0 ms

¹ PAR (0.1%) in accordance with FCC KDB 971168, Section 6.0 "Measurement of the Peak-to-Average Power Ratio (PAPR)"

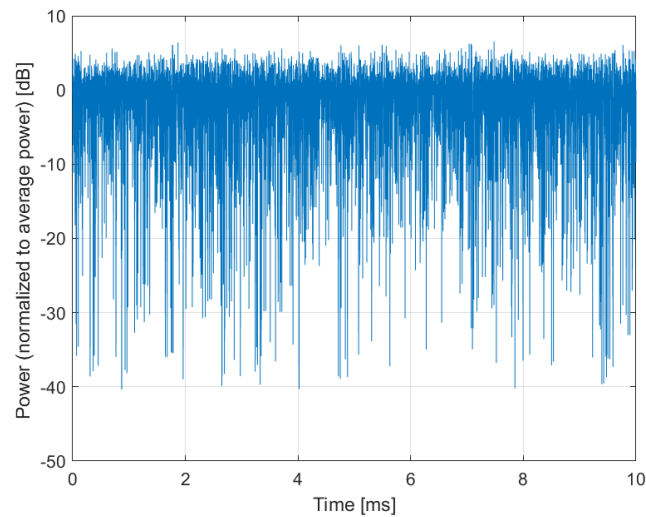
² Modulation Interference Factor (MIF) value valid only in conjunction with advanced probe response linearization calibration for the same communication system (same UID and version).



Complementary Cumulative Distribution Function (CCDF)



Frequency Domain



Time Domain

**Calibration Laboratory of
Schmid & Partner
Engineering AG**
Zeughausstrasse 43, 8004 Zurich, Switzerland

Name: **5G NR (DFT-s-OFDM, 1 RB, 60 MHz, QPSK, 30 kHz)**

Group: 5G NR FR1 TDD
UID: 10905-AAB

PAR: ¹ **5.68 dB**
MIF: ² **-16.68 dB**

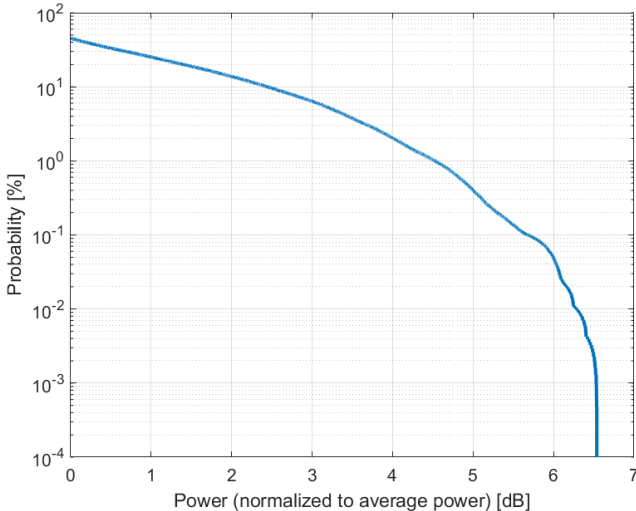
Standard Reference: SPEAG
Category: Random amplitude modulation
Modulation: QPSK
Frequency Band: Band n40 (2300 - 2400 MHz)
Band n41 (2496 - 2690 MHz)
Band n48 (3550 - 3700 MHz)
Band n50 (1432 - 1517 MHz)
Band n77 (3300 - 4200 MHz)
Band n78 (3300 - 3800 MHz)
Band n79 (4400 - 5000 MHz)
Band n90 (2496 - 2690 MHz)
Validation band (0.0 - 6000.0 MHz)

Detailed Specification: Multiplexing Scheme: DFT-s-OFDM
Modulation Scheme: QPSK
Subcarrier Spacing: 30 kHz
Number RBs: 1
Slot Format Index: 1
Data Type: PN9

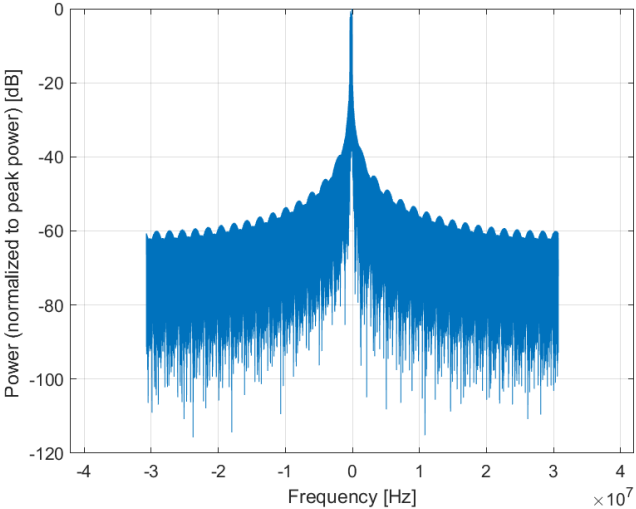
Bandwidth: 60.0 MHz
Integration Time: 10.0 ms

¹ PAR (0.1%) in accordance with FCC KDB 971168, Section 6.0 "Measurement of the Peak-to-Average Power Ratio (PAPR)"

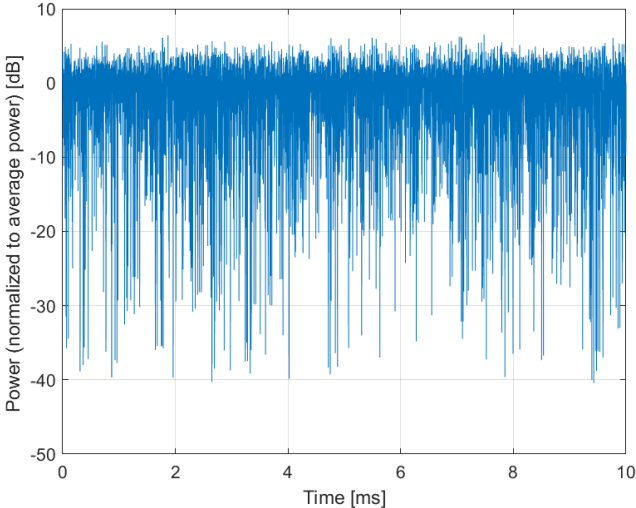
² Modulation Interference Factor (MIF) value valid only in conjunction with advanced probe response linearization calibration for the same communication system (same UID and version).



Complementary Cumulative Distribution Function (CCDF)



Frequency Domain



Time Domain

**Calibration Laboratory of
Schmid & Partner
Engineering AG**
Zeughausstrasse 43, 8004 Zurich, Switzerland

Name: **5G NR (DFT-s-OFDM, 1 RB, 80 MHz, QPSK, 30 kHz)**

Group: 5G NR FR1 TDD
UID: 10906-AAB

PAR: ¹ **5.68 dB**
MIF: ² **-16.69 dB**

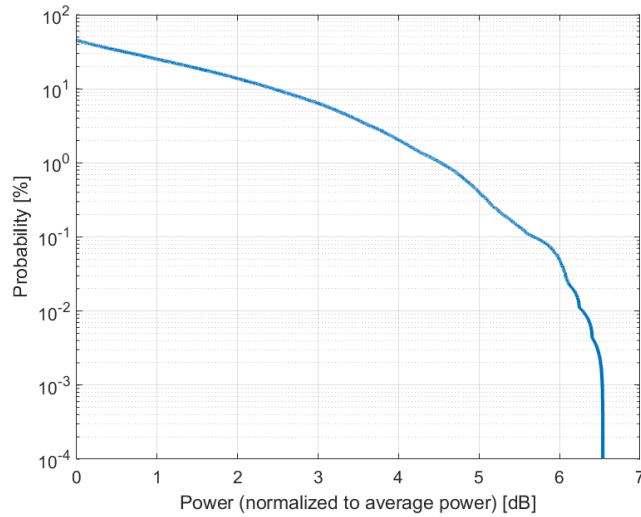
Standard Reference: SPEAG
Category: Random amplitude modulation
Modulation: QPSK
Frequency Band: Band n40 (2300 - 2400 MHz)
Band n41 (2496 - 2690 MHz)
Band n48 (3550 - 3700 MHz)
Band n50 (1432 - 1517 MHz)
Band n77 (3300 - 4200 MHz)
Band n78 (3300 - 3800 MHz)
Band n79 (4400 - 5000 MHz)
Band n90 (2496 - 2690 MHz)
Validation band (0.0 - 6000.0 MHz)

Detailed Specification: Multiplexing Scheme: DFT-s-OFDM
Modulation Scheme: QPSK
Subcarrier Spacing: 30 kHz
Number RBs: 1
Slot Format Index: 1
Data Type: PN9

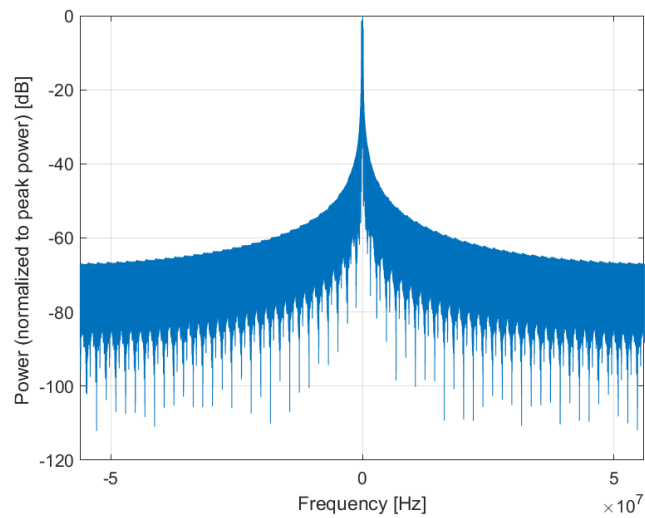
Bandwidth: 80.0 MHz
Integration Time: 10.0 ms

¹ PAR (0.1%) in accordance with FCC KDB 971168, Section 6.0 "Measurement of the Peak-to-Average Power Ratio (PAPR)"

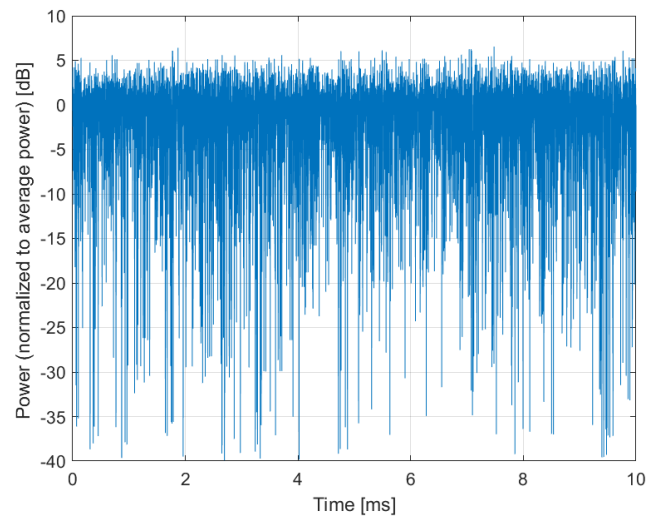
² Modulation Interference Factor (MIF) value valid only in conjunction with advanced probe response linearization calibration for the same communication system (same UID and version).



Complementary Cumulative Distribution Function (CCDF)



Frequency Domain



Time Domain

**Calibration Laboratory of
Schmid & Partner
Engineering AG**
Zeughausstrasse 43, 8004 Zurich, Switzerland

Name: **5G NR (DFT-s-OFDM, 50% RB, 5 MHz, QPSK, 30 kHz)**

Group: 5G NR FR1 TDD
UID: 10907-AAC

PAR: ¹ **5.78 dB**
MIF: ² **-19.09 dB**

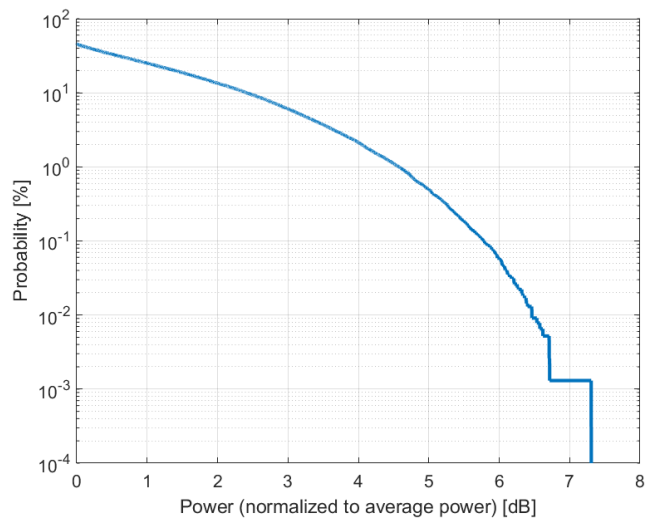
Standard Reference: SPEAG
Category: Random amplitude modulation
Modulation: QPSK
Frequency Band: Band n34 (2010 - 2025 MHz)
Band n38 (2570 - 2620 MHz)
Band n39 (1880 - 1920 MHz)
Band n40 (2300 - 2400 MHz)
Band n48 (3550 - 3700 MHz)
Band n50 (1432 - 1517 MHz)
Band n51 (1427 - 1432 MHz)
Band n53 (2483.5 - 2495 MHz)
Validation band (0.0 - 6000.0 MHz)

Detailed Specification: Multiplexing Scheme: DFT-s-OFDM
Modulation Scheme: QPSK
Subcarrier Spacing: 30 kHz
Number RBs: 5
Slot Format Index: 1
Data Type: PN9

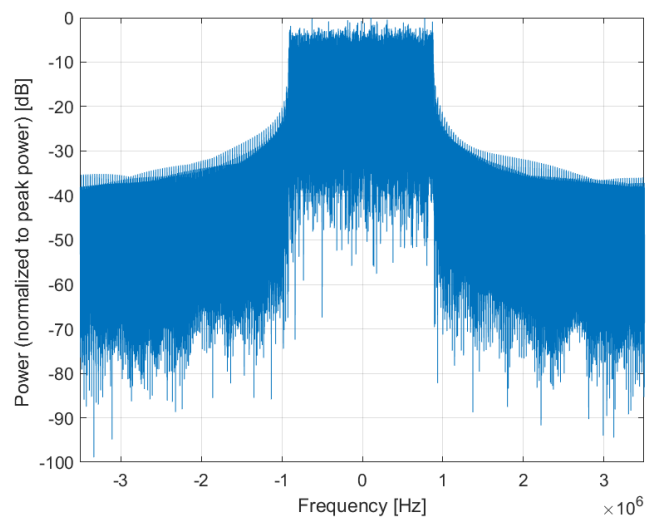
Bandwidth: 5.0 MHz
Integration Time: 10.0 ms

¹ PAR (0.1%) in accordance with FCC KDB 971168, Section 6.0 "Measurement of the Peak-to-Average Power Ratio (PAPR)"

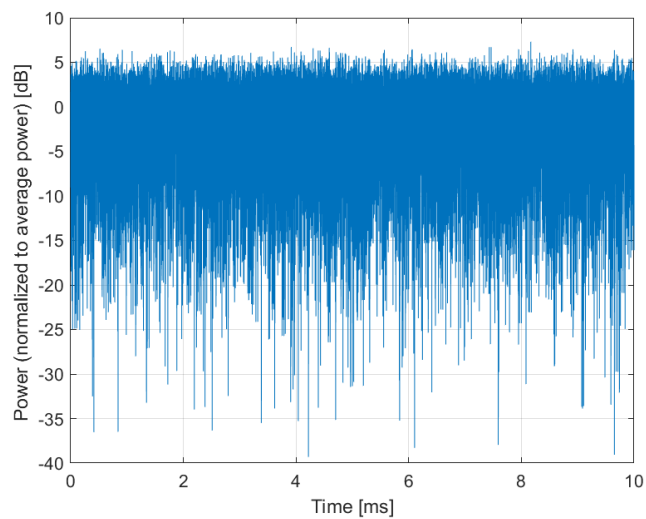
² Modulation Interference Factor (MIF) value valid only in conjunction with advanced probe response linearization calibration for the same communication system (same UID and version).



Complementary Cumulative Distribution Function (CCDF)



Frequency Domain



Time Domain

**Calibration Laboratory of
Schmid & Partner
Engineering AG**
Zeughausstrasse 43, 8004 Zurich, Switzerland

Name: **5G NR (DFT-s-OFDM, 50% RB, 10 MHz, QPSK, 30 kHz)**

Group: 5G NR FR1 TDD
UID: 10908-AAB

PAR: ¹ **5.93 dB**
MIF: ² **-19.67 dB**

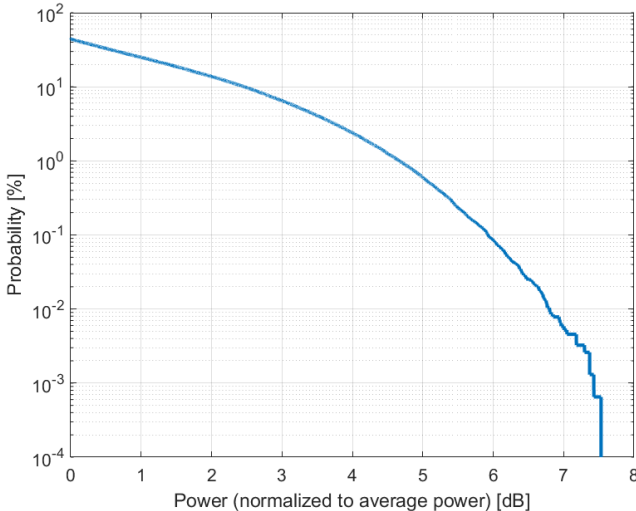
Standard Reference: SPEAG
Category: Random amplitude modulation
Modulation: QPSK
Frequency Band: Band n34 (2010 - 2025 MHz)
Band n38 (2570 - 2620 MHz)
Band n39 (1880 - 1920 MHz)
Band n40 (2300 - 2400 MHz)
Band n41 (2496 - 2690 MHz)
Band n48 (3550 - 3700 MHz)
Band n50 (1432 - 1517 MHz)
Band n77 (3300 - 4200 MHz)
Band n78 (3300 - 3800 MHz)
Band n53 (2483.5 - 2495 MHz)
Band n90 (2496 - 2690 MHz)
Band n47 (5855 - 5925 MHz)
Validation band (0.0 - 6000.0 MHz)

Detailed Specification: Multiplexing Scheme: DFT-s-OFDM
Modulation Scheme: QPSK
Subcarrier Spacing: 30 kHz
Number RBs: 12
Slot Format Index: 1
Data Type: PN9

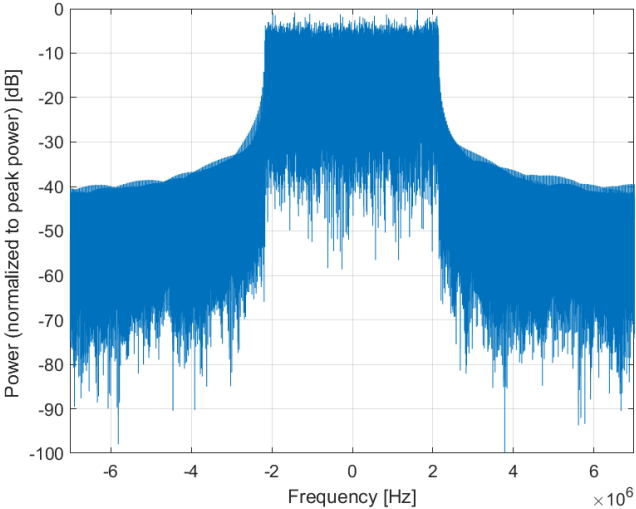
Bandwidth: 10.0 MHz
Integration Time: 10.0 ms

¹ PAR (0.1%) in accordance with FCC KDB 971168, Section 6.0 "Measurement of the Peak-to-Average Power Ratio (PAPR)"

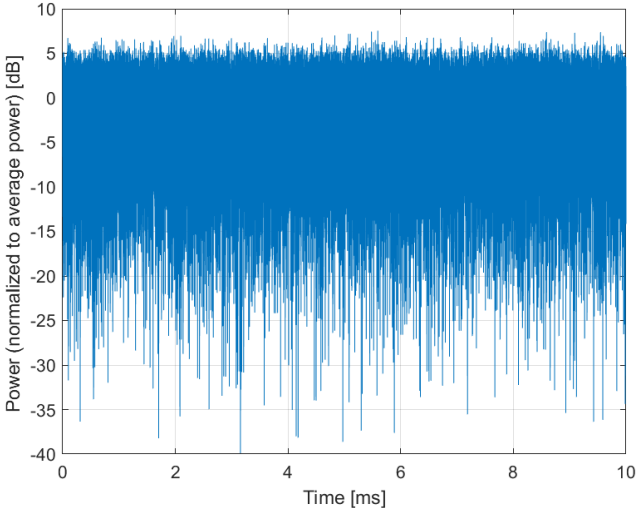
² Modulation Interference Factor (MIF) value valid only in conjunction with advanced probe response linearization calibration for the same communication system (same UID and version).



Complementary Cumulative Distribution Function (CCDF)



Frequency Domain



Time Domain

**Calibration Laboratory of
Schmid & Partner
Engineering AG**
Zeughausstrasse 43, 8004 Zurich, Switzerland

Name: **5G NR (DFT-s-OFDM, 50% RB, 15 MHz, QPSK, 30 kHz)**

Group: 5G NR FR1 TDD
UID: 10909-AAB

PAR: ¹ **5.96 dB**
MIF: ² **-20.01 dB**

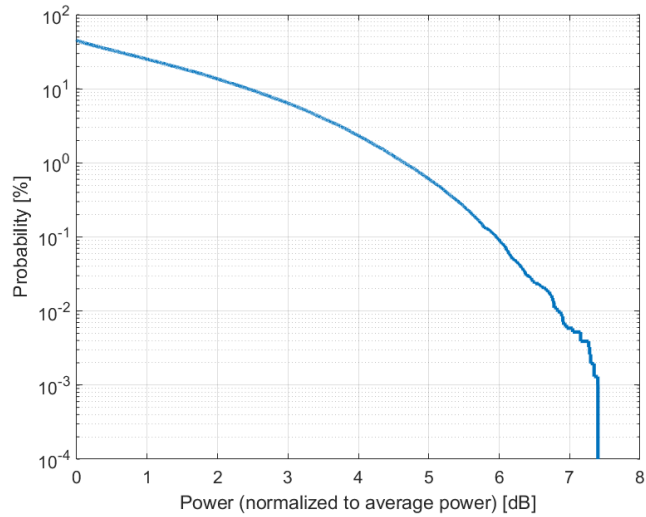
Standard Reference: SPEAG
Category: Random amplitude modulation
Modulation: QPSK
Frequency Band: Band n34 (2010 - 2025 MHz)
Band n38 (2570 - 2620 MHz)
Band n39 (1880 - 1920 MHz)
Band n40 (2300 - 2400 MHz)
Band n41 (2496 - 2690 MHz)
Band n48 (3550 - 3700 MHz)
Band n50 (1432 - 1517 MHz)
Band n77 (3300 - 4200 MHz)
Band n78 (3300 - 3800 MHz)
Band n90 (2496 - 2690 MHz)
Validation band (0.0 - 6000.0 MHz)

Detailed Specification: Multiplexing Scheme: DFT-s-OFDM
Modulation Scheme: QPSK
Subcarrier Spacing: 30 kHz
Number RBs: 18
Slot Format Index: 1
Data Type: PN9

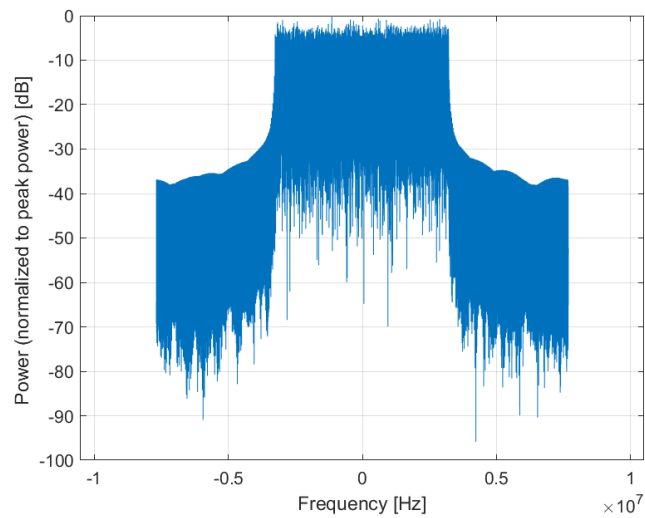
Bandwidth: 15.0 MHz
Integration Time: 10.0 ms

¹ PAR (0.1%) in accordance with FCC KDB 971168, Section 6.0 "Measurement of the Peak-to-Average Power Ratio (PAPR)"

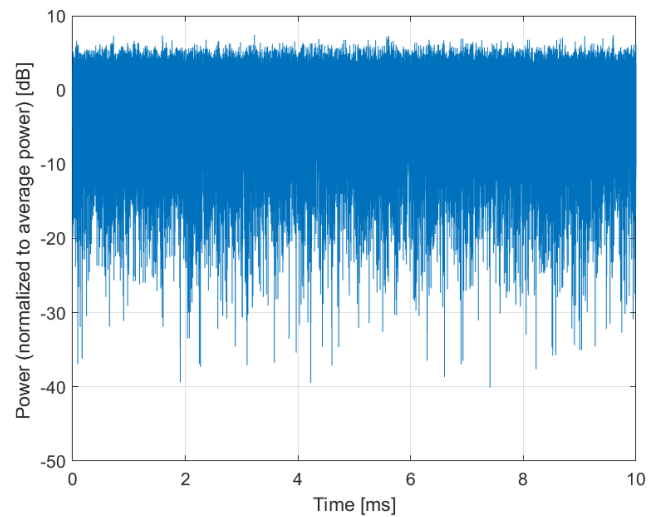
² Modulation Interference Factor (MIF) value valid only in conjunction with advanced probe response linearization calibration for the same communication system (same UID and version).



Complementary Cumulative Distribution Function (CCDF)



Frequency Domain



Time Domain

**Calibration Laboratory of
Schmid & Partner
Engineering AG**
Zeughausstrasse 43, 8004 Zurich, Switzerland

Name: **5G NR (DFT-s-OFDM, 50% RB, 20 MHz, QPSK, 30 kHz)**

Group: 5G NR FR1 TDD
UID: 10910-AAB

PAR: ¹ **5.83 dB**
MIF: ² **-20.30 dB**

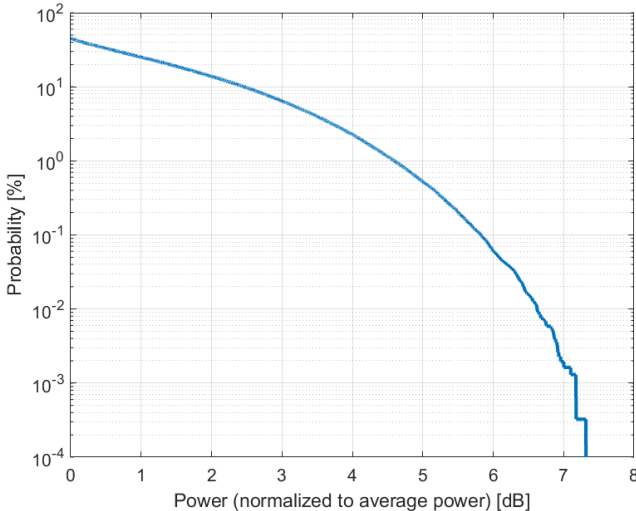
Standard Reference: SPEAG
Category: Random amplitude modulation
Modulation: QPSK
Frequency Band: Band n38 (2570 - 2620 MHz)
Band n39 (1880 - 1920 MHz)
Band n40 (2300 - 2400 MHz)
Band n41 (2496 - 2690 MHz)
Band n48 (3550 - 3700 MHz)
Band n50 (1432 - 1517 MHz)
Band n77 (3300 - 4200 MHz)
Band n78 (3300 - 3800 MHz)
Band n90 (2496 - 2690 MHz)
Band n47 (5855 - 5925 MHz)
Validation band (0.0 - 6000.0 MHz)

Detailed Specification: Multiplexing Scheme: DFT-s-OFDM
Modulation Scheme: QPSK
Subcarrier Spacing: 30 kHz
Number RBs: 25
Slot Format Index: 1
Data Type: PN9

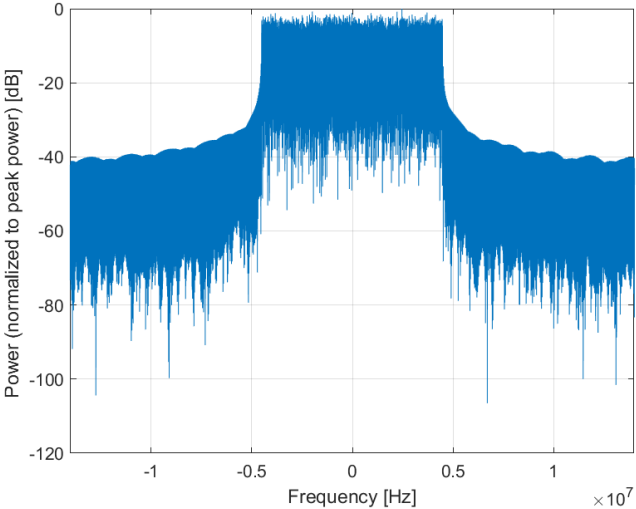
Bandwidth: 20.0 MHz
Integration Time: 10.0 ms

¹ PAR (0.1%) in accordance with FCC KDB 971168, Section 6.0 "Measurement of the Peak-to-Average Power Ratio (PAPR)"

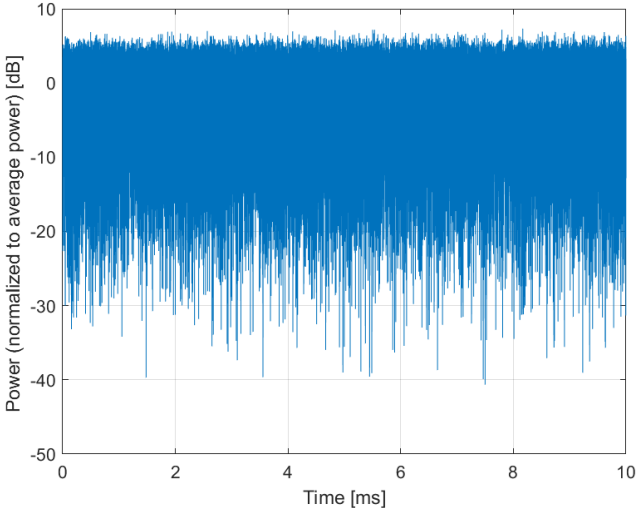
² Modulation Interference Factor (MIF) value valid only in conjunction with advanced probe response linearization calibration for the same communication system (same UID and version).



Complementary Cumulative Distribution Function (CCDF)



Frequency Domain



Time Domain

**Calibration Laboratory of
Schmid & Partner
Engineering AG**
Zeughausstrasse 43, 8004 Zurich, Switzerland

Name: **5G NR (DFT-s-OFDM, 50% RB, 25 MHz, QPSK, 30 kHz)**

Group: 5G NR FR1 TDD
UID: 10911-AAB

PAR: ¹ **5.93 dB**
MIF: ² **-20.40 dB**

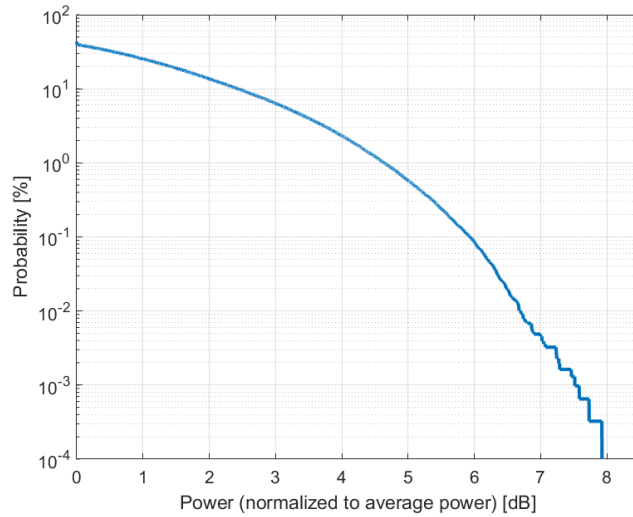
Standard Reference: SPEAG
Category: Random amplitude modulation
Modulation: QPSK
Frequency Band: Band n38 (2570 - 2620 MHz)
Band n39 (1880 - 1920 MHz)
Band n40 (2300 - 2400 MHz)
Band n77 (3300 - 4200 MHz)
Band n78 (3300 - 3800 MHz)
Validation band (0.0 - 6000.0 MHz)

Detailed Specification: Multiplexing Scheme: DFT-s-OFDM
Modulation Scheme: QPSK
Subcarrier Spacing: 30 kHz
Number RBs: 32
Slot Format Index: 1
Data Type: PN9

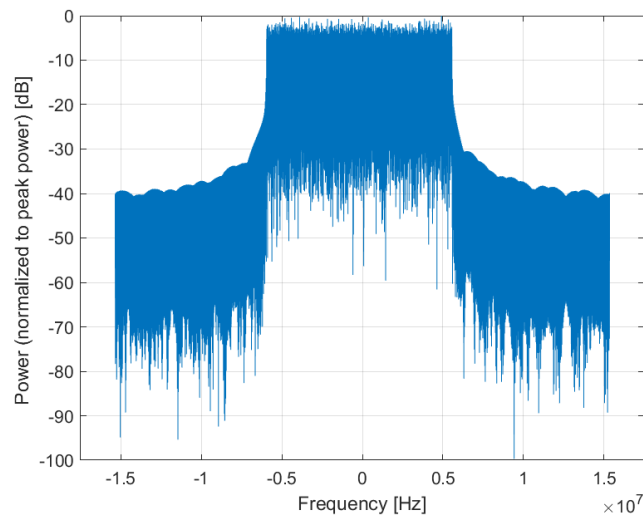
Bandwidth: 25.0 MHz
Integration Time: 10.0 ms

¹ PAR (0.1%) in accordance with FCC KDB 971168, Section 6.0 "Measurement of the Peak-to-Average Power Ratio (PAPR)"

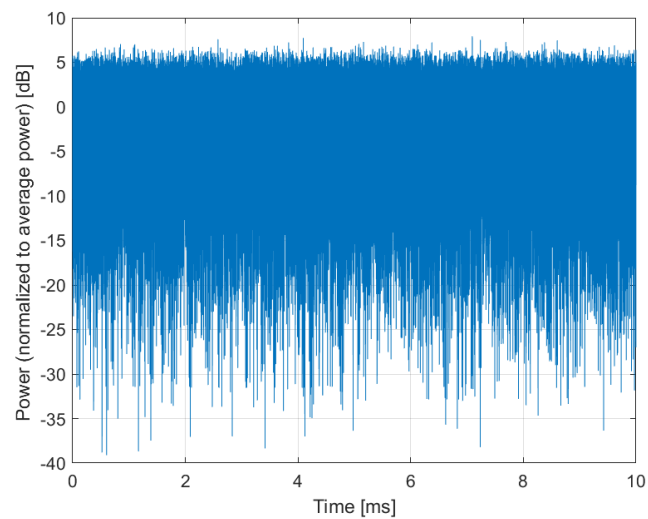
² Modulation Interference Factor (MIF) value valid only in conjunction with advanced probe response linearization calibration for the same communication system (same UID and version).



Complementary Cumulative Distribution Function (CCDF)



Frequency Domain



Time Domain

**Calibration Laboratory of
Schmid & Partner
Engineering AG**
Zeughausstrasse 43, 8004 Zurich, Switzerland

Name: **5G NR (DFT-s-OFDM, 50% RB, 30 MHz, QPSK, 30 kHz)**

Group: 5G NR FR1 TDD
UID: 10912-AAB

PAR: ¹ **5.84 dB**
MIF: ² **-20.39 dB**

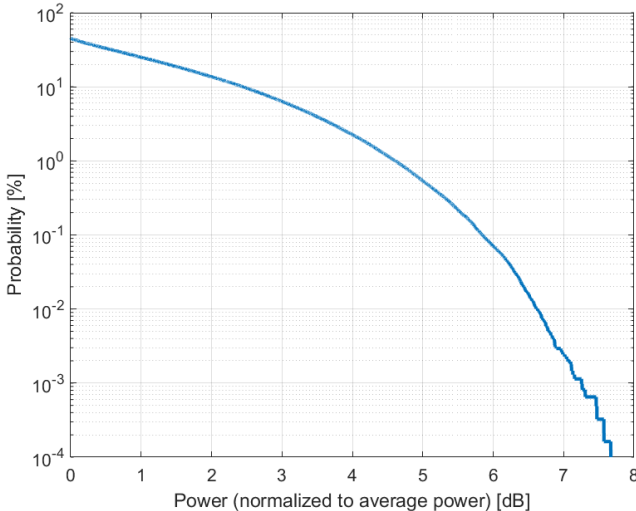
Standard Reference: SPEAG
Category: Random amplitude modulation
Modulation: QPSK
Frequency Band: Band n38 (2570 - 2620 MHz)
Band n39 (1880 - 1920 MHz)
Band n40 (2300 - 2400 MHz)
Band n41 (2496 - 2690 MHz)
Band n50 (1432 - 1517 MHz)
Band n77 (3300 - 4200 MHz)
Band n78 (3300 - 3800 MHz)
Band n90 (2496 - 2690 MHz)
Band n47 (5855 - 5925 MHz)
Validation band (0.0 - 6000.0 MHz)

Detailed Specification: Multiplexing Scheme: DFT-s-OFDM
Modulation Scheme: QPSK
Subcarrier Spacing: 30 kHz
Number RBs: 36
Slot Format Index: 1
Data Type: PN9

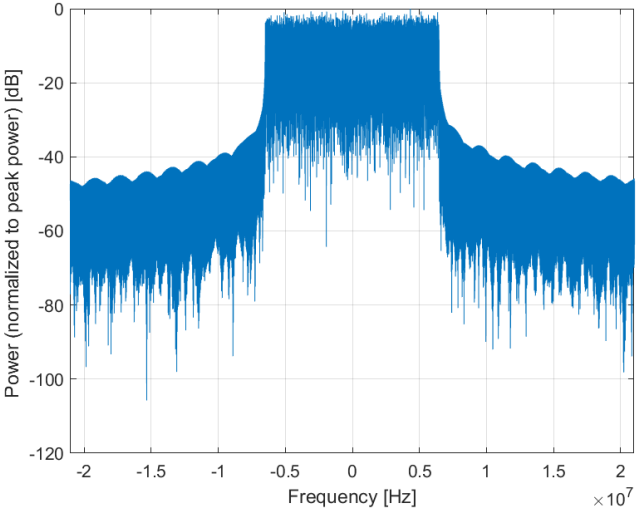
Bandwidth: 30.0 MHz
Integration Time: 10.0 ms

¹ PAR (0.1%) in accordance with FCC KDB 971168, Section 6.0 "Measurement of the Peak-to-Average Power Ratio (PAPR)"

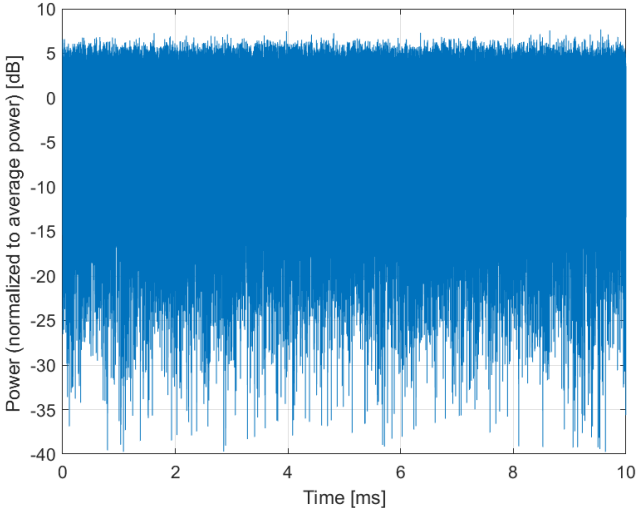
² Modulation Interference Factor (MIF) value valid only in conjunction with advanced probe response linearization calibration for the same communication system (same UID and version).



Complementary Cumulative Distribution Function (CCDF)



Frequency Domain



Time Domain

**Calibration Laboratory of
Schmid & Partner
Engineering AG**
Zeughausstrasse 43, 8004 Zurich, Switzerland

Name: **5G NR (DFT-s-OFDM, 50% RB, 40 MHz, QPSK, 30 kHz)**

Group: 5G NR FR1 TDD
UID: 10913-AAB

PAR: ¹ **5.84 dB**
MIF: ² **-20.15 dB**

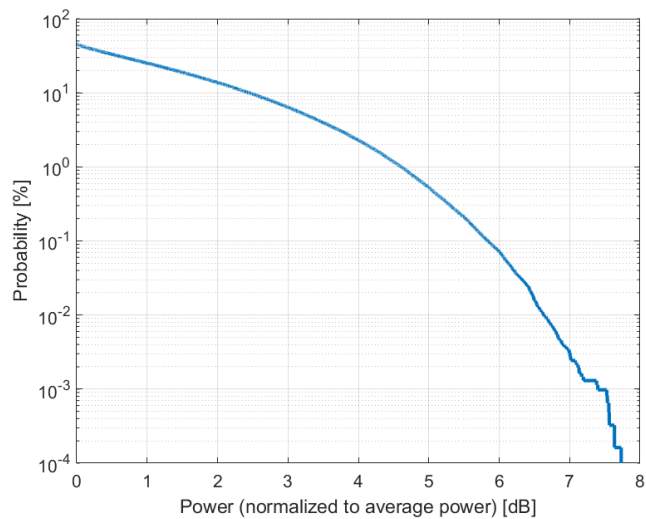
Standard Reference: SPEAG
Category: Random amplitude modulation
Modulation: QPSK
Frequency Band: Band n38 (2570 - 2620 MHz)
Band n39 (1880 - 1920 MHz)
Band n40 (2300 - 2400 MHz)
Band n41 (2496 - 2690 MHz)
Band n48 (3550 - 3700 MHz)
Band n50 (1432 - 1517 MHz)
Band n77 (3300 - 4200 MHz)
Band n78 (3300 - 3800 MHz)
Band n79 (4400 - 5000 MHz)
Band n90 (2496 - 2690 MHz)
Band n47 (5855 - 5925 MHz)
Validation band (0.0 - 6000.0 MHz)

Detailed Specification: Multiplexing Scheme: DFT-s-OFDM
Modulation Scheme: QPSK
Subcarrier Spacing: 30 kHz
Number RBs: 50
Slot Format Index: 1
Data Type: PN9

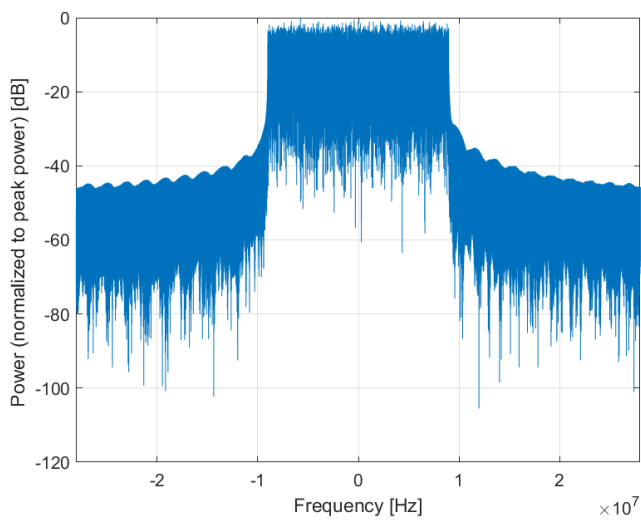
Bandwidth: 40.0 MHz
Integration Time: 10.0 ms

¹ PAR (0.1%) in accordance with FCC KDB 971168, Section 6.0 "Measurement of the Peak-to-Average Power Ratio (PAPR)"

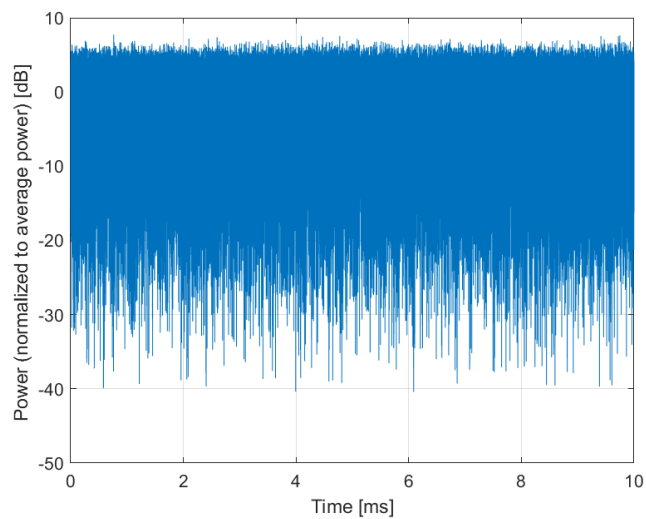
² Modulation Interference Factor (MIF) value valid only in conjunction with advanced probe response linearization calibration for the same communication system (same UID and version).



Complementary Cumulative Distribution Function (CCDF)



Frequency Domain



Time Domain

**Calibration Laboratory of
Schmid & Partner
Engineering AG**
Zeughausstrasse 43, 8004 Zurich, Switzerland

Name: **5G NR (DFT-s-OFDM, 50% RB, 50 MHz, QPSK, 30 kHz)**

Group: 5G NR FR1 TDD
UID: 10914-AAB

PAR: ¹ **5.85 dB**
MIF: ² **-20.27 dB**

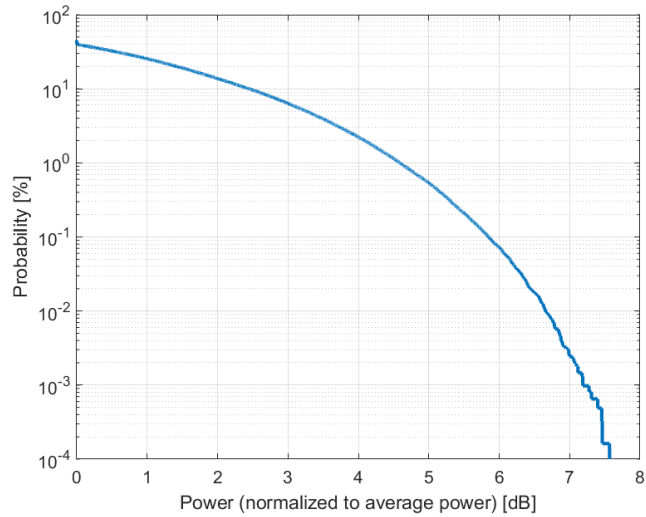
Standard Reference: SPEAG
Category: Random amplitude modulation
Modulation: QPSK
Frequency Band: Band n40 (2300 - 2400 MHz)
Band n41 (2496 - 2690 MHz)
Band n48 (3550 - 3700 MHz)
Band n50 (1432 - 1517 MHz)
Band n77 (3300 - 4200 MHz)
Band n78 (3300 - 3800 MHz)
Band n79 (4400 - 5000 MHz)
Band n90 (2496 - 2690 MHz)
Validation band (0.0 - 6000.0 MHz)

Detailed Specification: Multiplexing Scheme: DFT-s-OFDM
Modulation Scheme: QPSK
Subcarrier Spacing: 30 kHz
Number RBs: 64
Slot Format Index: 1
Data Type: PN9

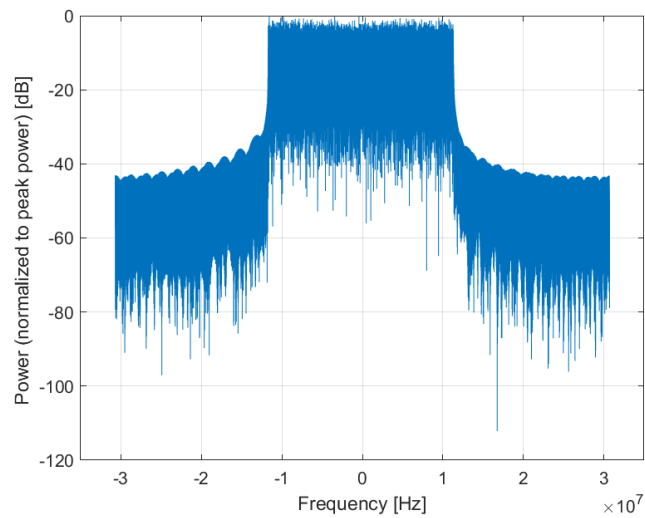
Bandwidth: 50.0 MHz
Integration Time: 10.0 ms

¹ PAR (0.1%) in accordance with FCC KDB 971168, Section 6.0 "Measurement of the Peak-to-Average Power Ratio (PAPR)"

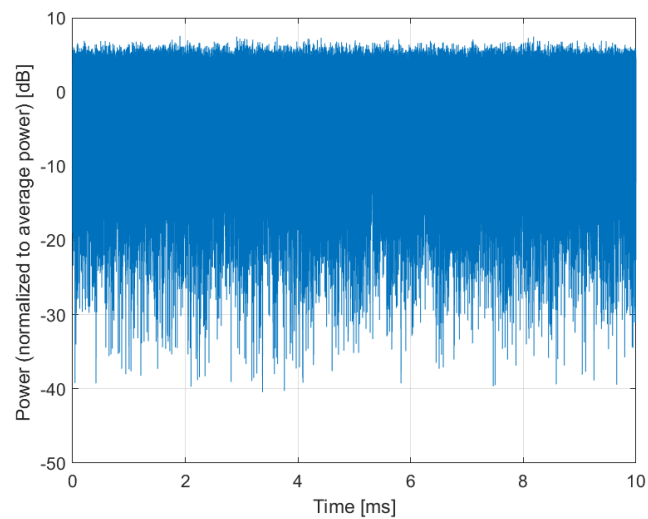
² Modulation Interference Factor (MIF) value valid only in conjunction with advanced probe response linearization calibration for the same communication system (same UID and version).



Complementary Cumulative Distribution Function (CCDF)



Frequency Domain



Time Domain

**Calibration Laboratory of
Schmid & Partner
Engineering AG**
Zeughausstrasse 43, 8004 Zurich, Switzerland

Name: **5G NR (DFT-s-OFDM, 50% RB, 60 MHz, QPSK, 30 kHz)**

Group: 5G NR FR1 TDD
UID: 10915-AAB

PAR: ¹ **5.83 dB**
MIF: ² **-20.44 dB**

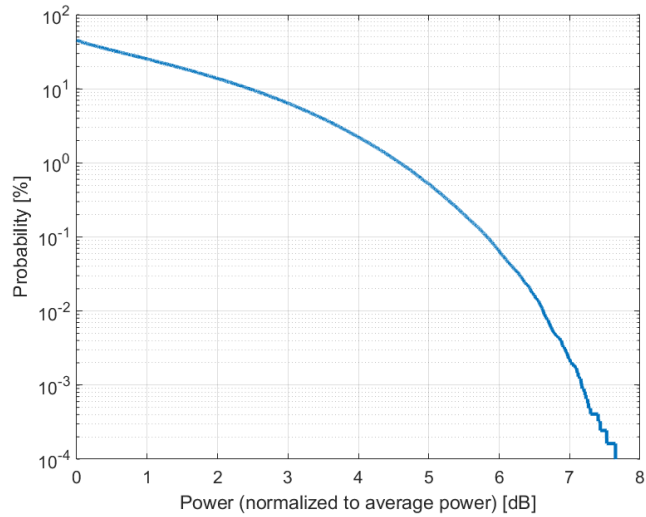
Standard Reference: SPEAG
Category: Random amplitude modulation
Modulation: QPSK
Frequency Band: Band n40 (2300 - 2400 MHz)
Band n41 (2496 - 2690 MHz)
Band n48 (3550 - 3700 MHz)
Band n50 (1432 - 1517 MHz)
Band n77 (3300 - 4200 MHz)
Band n78 (3300 - 3800 MHz)
Band n79 (4400 - 5000 MHz)
Band n90 (2496 - 2690 MHz)
Validation band (0.0 - 6000.0 MHz)

Detailed Specification: Multiplexing Scheme: DFT-s-OFDM
Modulation Scheme: QPSK
Subcarrier Spacing: 30 kHz
Number RBs: 81
Slot Format Index: 1
Data Type: PN9

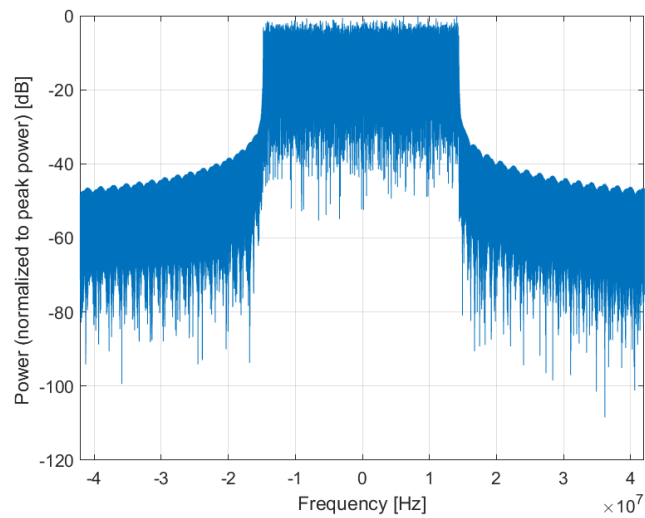
Bandwidth: 60.0 MHz
Integration Time: 10.0 ms

¹ PAR (0.1%) in accordance with FCC KDB 971168, Section 6.0 "Measurement of the Peak-to-Average Power Ratio (PAPR)"

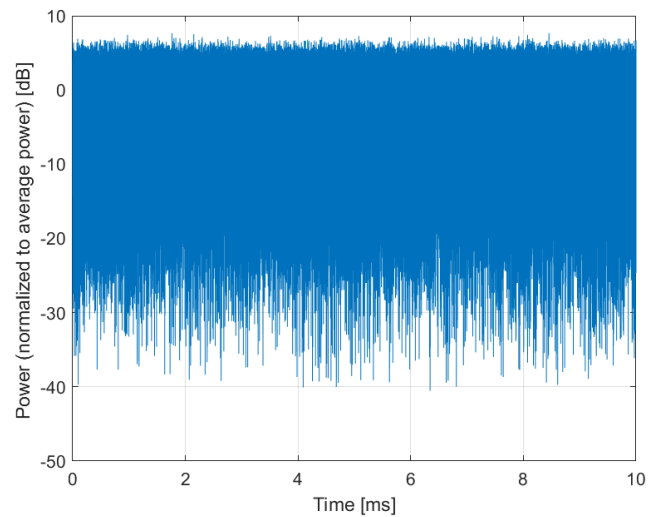
² Modulation Interference Factor (MIF) value valid only in conjunction with advanced probe response linearization calibration for the same communication system (same UID and version).



Complementary Cumulative Distribution Function (CCDF)



Frequency Domain



Time Domain

**Calibration Laboratory of
Schmid & Partner
Engineering AG**
Zeughausstrasse 43, 8004 Zurich, Switzerland

Name: **5G NR (DFT-s-OFDM, 50% RB, 80 MHz, QPSK, 30 kHz)**

Group: 5G NR FR1 TDD
UID: 10916-AAB

PAR: ¹ **5.87 dB**
MIF: ² **-20.49 dB**

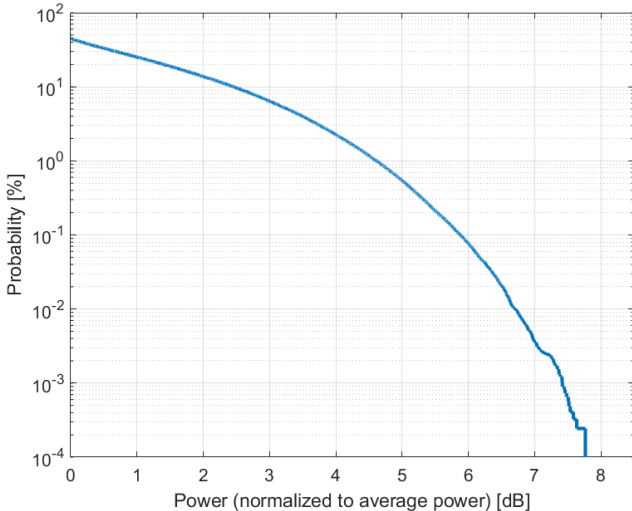
Standard Reference: SPEAG
Category: Random amplitude modulation
Modulation: QPSK
Frequency Band: Band n40 (2300 - 2400 MHz)
Band n41 (2496 - 2690 MHz)
Band n48 (3550 - 3700 MHz)
Band n50 (1432 - 1517 MHz)
Band n77 (3300 - 4200 MHz)
Band n78 (3300 - 3800 MHz)
Band n79 (4400 - 5000 MHz)
Band n90 (2496 - 2690 MHz)
Validation band (0.0 - 6000.0 MHz)

Detailed Specification: Multiplexing Scheme: DFT-s-OFDM
Modulation Scheme: QPSK
Subcarrier Spacing: 30 kHz
Number RBs: 108
Slot Format Index: 1
Data Type: PN9

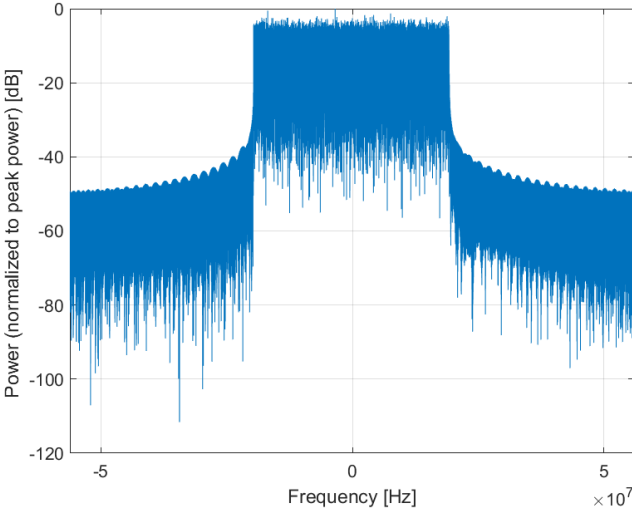
Bandwidth: 80.0 MHz
Integration Time: 10.0 ms

¹ PAR (0.1%) in accordance with FCC KDB 971168, Section 6.0 "Measurement of the Peak-to-Average Power Ratio (PAPR)"

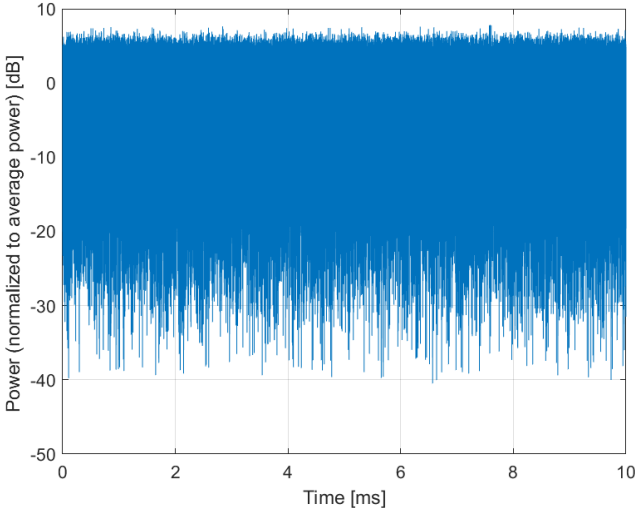
² Modulation Interference Factor (MIF) value valid only in conjunction with advanced probe response linearization calibration for the same communication system (same UID and version).



Complementary Cumulative Distribution Function (CCDF)



Frequency Domain



Time Domain

**Calibration Laboratory of
Schmid & Partner
Engineering AG**
Zeughausstrasse 43, 8004 Zurich, Switzerland

Name: **5G NR (DFT-s-OFDM, 50% RB, 100 MHz, QPSK, 30 kHz)**

Group: 5G NR FR1 TDD
UID: 10917-AAB

PAR: ¹ **5.94 dB**
MIF: ² **-20.29 dB**

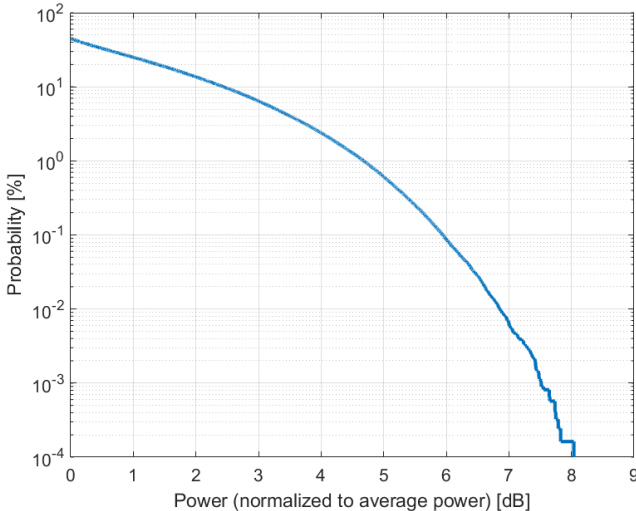
Standard Reference: SPEAG
Category: Random amplitude modulation
Modulation: QPSK
Frequency Band: Band n41 (2496 - 2690 MHz)
Band n48 (3550 - 3700 MHz)
Band n77 (3300 - 4200 MHz)
Band n78 (3300 - 3800 MHz)
Band n79 (4400 - 5000 MHz)
Band n90 (2496 - 2690 MHz)
Validation band (0.0 - 6000.0 MHz)

Detailed Specification: Multiplexing Scheme: DFT-s-OFDM
Modulation Scheme: QPSK
Subcarrier Spacing: 30 kHz
Number RBs: 135
Slot Format Index: 1
Data Type: PN9

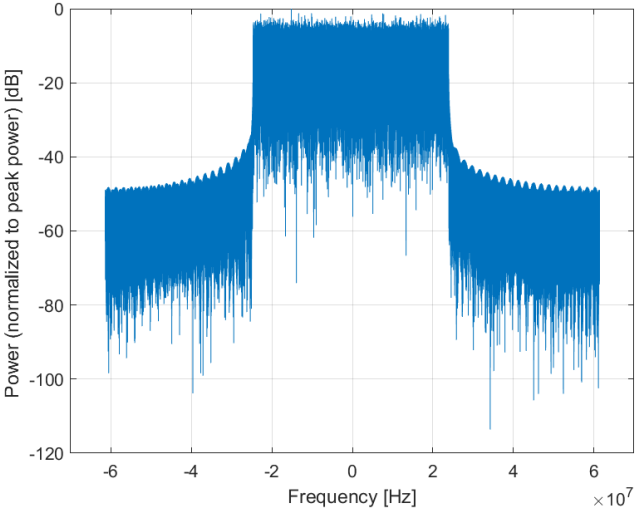
Bandwidth: 100.0 MHz
Integration Time: 10.0 ms

¹ PAR (0.1%) in accordance with FCC KDB 971168, Section 6.0 "Measurement of the Peak-to-Average Power Ratio (PAPR)"

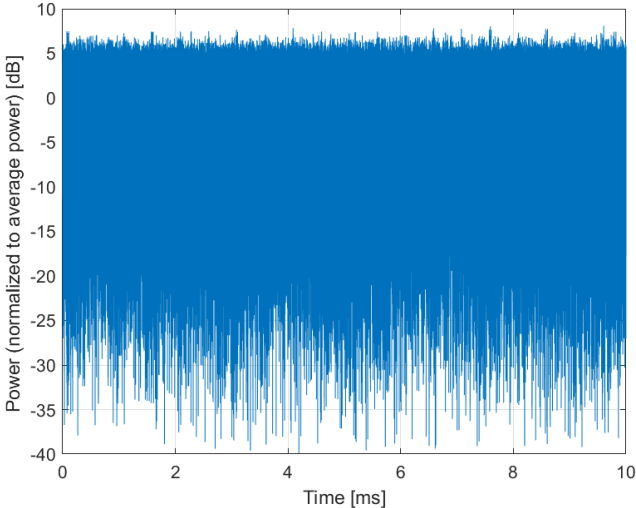
² Modulation Interference Factor (MIF) value valid only in conjunction with advanced probe response linearization calibration for the same communication system (same UID and version).



Complementary Cumulative Distribution Function (CCDF)



Frequency Domain



Time Domain

**Calibration Laboratory of
Schmid & Partner
Engineering AG**
Zeughausstrasse 43, 8004 Zurich, Switzerland

Name: **5G NR (DFT-s-OFDM, 100% RB, 5 MHz, QPSK, 30 kHz)**

Group: 5G NR FR1 TDD
UID: 10918-AAC

PAR: ¹ **5.86 dB**
MIF: ² **-20.12 dB**

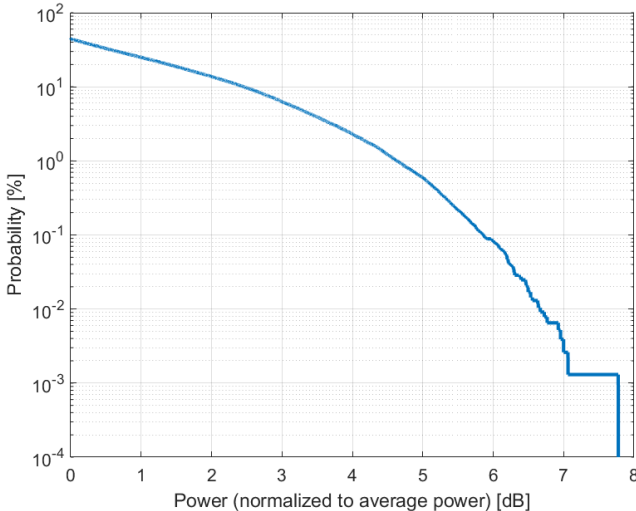
Standard Reference: SPEAG
Category: Random amplitude modulation
Modulation: QPSK
Frequency Band: Band n34 (2010 - 2025 MHz)
Band n38 (2570 - 2620 MHz)
Band n39 (1880 - 1920 MHz)
Band n40 (2300 - 2400 MHz)
Band n48 (3550 - 3700 MHz)
Band n50 (1432 - 1517 MHz)
Band n51 (1427 - 1432 MHz)
Band n53 (2483.5 - 2495 MHz)
Validation band (0.0 - 6000.0 MHz)

Detailed Specification: Multiplexing Scheme: DFT-s-OFDM
Modulation Scheme: QPSK
Subcarrier Spacing: 30 kHz
Number RBs: 10
Slot Format Index: 1
Data Type: PN9

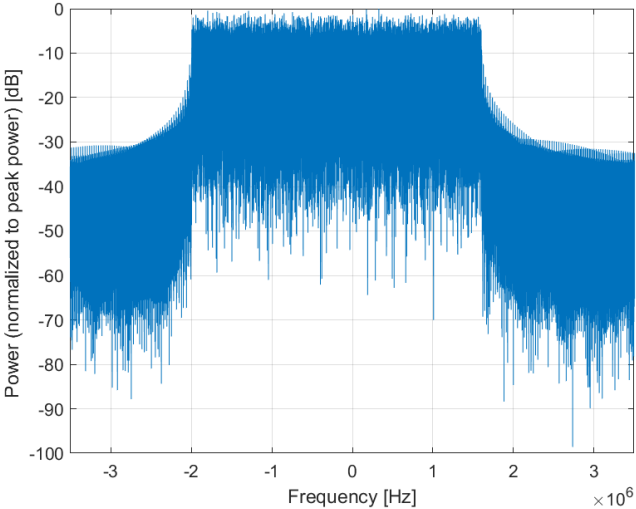
Bandwidth: 5.0 MHz
Integration Time: 10.0 ms

¹ PAR (0.1%) in accordance with FCC KDB 971168, Section 6.0 "Measurement of the Peak-to-Average Power Ratio (PAPR)"

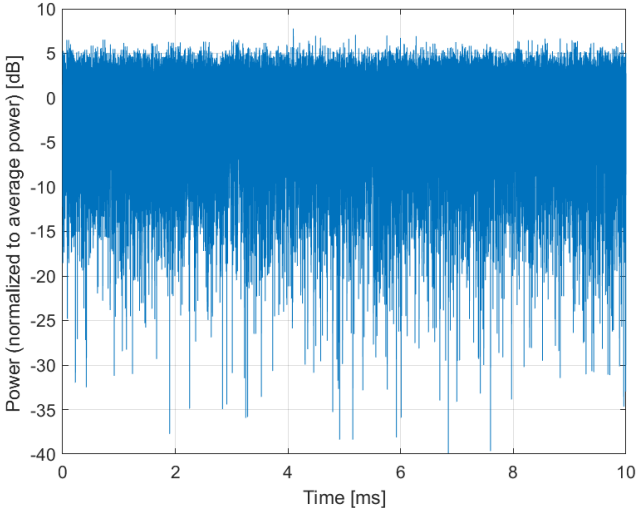
² Modulation Interference Factor (MIF) value valid only in conjunction with advanced probe response linearization calibration for the same communication system (same UID and version).



Complementary Cumulative Distribution Function (CCDF)



Frequency Domain



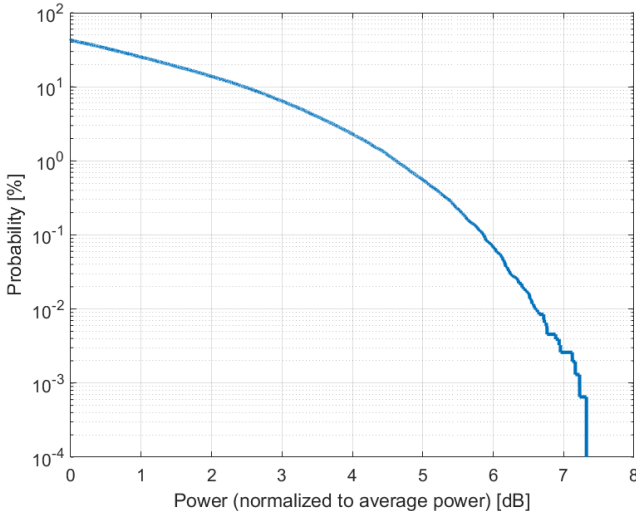
Time Domain

**Calibration Laboratory of
Schmid & Partner
Engineering AG**
Zeughausstrasse 43, 8004 Zurich, Switzerland

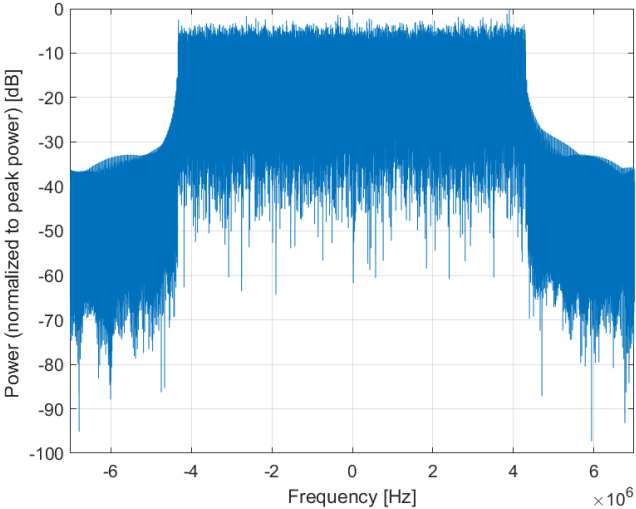
Name:	5G NR (DFT-s-OFDM, 100% RB, 10 MHz, QPSK, 30 kHz)
Group:	5G NR FR1 TDD
UID:	10919-AAB
PAR: ¹	5.86 dB
MIF: ²	-20.43 dB
Standard Reference:	SPEAG
Category:	Random amplitude modulation
Modulation:	QPSK
Frequency Band:	Band n34 (2010 - 2025 MHz) Band n38 (2570 - 2620 MHz) Band n39 (1880 - 1920 MHz) Band n40 (2300 - 2400 MHz) Band n41 (2496 - 2690 MHz) Band n48 (3550 - 3700 MHz) Band n50 (1432 - 1517 MHz) Band n77 (3300 - 4200 MHz) Band n78 (3300 - 3800 MHz) Band n53 (2483.5 - 2495 MHz) Band n90 (2496 - 2690 MHz) Band n47 (5855 - 5925 MHz) Validation band (0.0 - 6000.0 MHz)
Detailed Specification:	Multiplexing Scheme: DFT-s-OFDM Modulation Scheme: QPSK Subcarrier Spacing: 30 kHz Number RBs: 24 Slot Format Index: 1 Data Type: PN9
Bandwidth:	10.0 MHz
Integration Time:	10.0 ms

¹ PAR (0.1%) in accordance with FCC KDB 971168, Section 6.0 "Measurement of the Peak-to-Average Power Ratio (PAPR)"

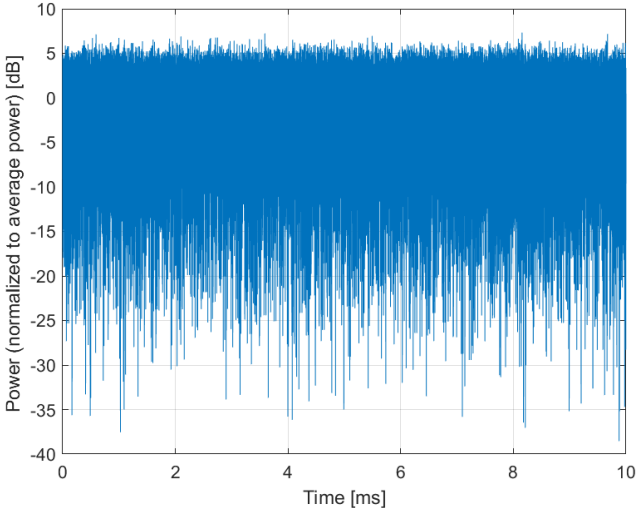
² Modulation Interference Factor (MIF) value valid only in conjunction with advanced probe response linearization calibration for the same communication system (same UID and version).



Complementary Cumulative Distribution Function (CCDF)



Frequency Domain



Time Domain

**Calibration Laboratory of
Schmid & Partner
Engineering AG**
Zeughausstrasse 43, 8004 Zurich, Switzerland

Name: **5G NR (DFT-s-OFDM, 100% RB, 15 MHz, QPSK, 30 kHz)**

Group: 5G NR FR1 TDD
UID: 10920-AAB

PAR: ¹ **5.87 dB**
MIF: ² **-20.38 dB**

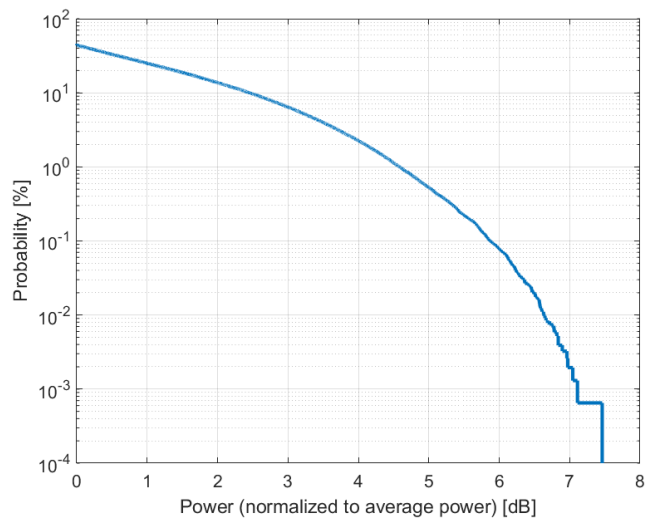
Standard Reference: SPEAG
Category: Random amplitude modulation
Modulation: QPSK
Frequency Band: Band n34 (2010 - 2025 MHz)
Band n38 (2570 - 2620 MHz)
Band n39 (1880 - 1920 MHz)
Band n40 (2300 - 2400 MHz)
Band n41 (2496 - 2690 MHz)
Band n48 (3550 - 3700 MHz)
Band n50 (1432 - 1517 MHz)
Band n77 (3300 - 4200 MHz)
Band n78 (3300 - 3800 MHz)
Band n90 (2496 - 2690 MHz)
Validation band (0.0 - 6000.0 MHz)

Detailed Specification: Multiplexing Scheme: DFT-s-OFDM
Modulation Scheme: QPSK
Subcarrier Spacing: 30 kHz
Number RBs: 36
Slot Format Index: 1
Data Type: PN9

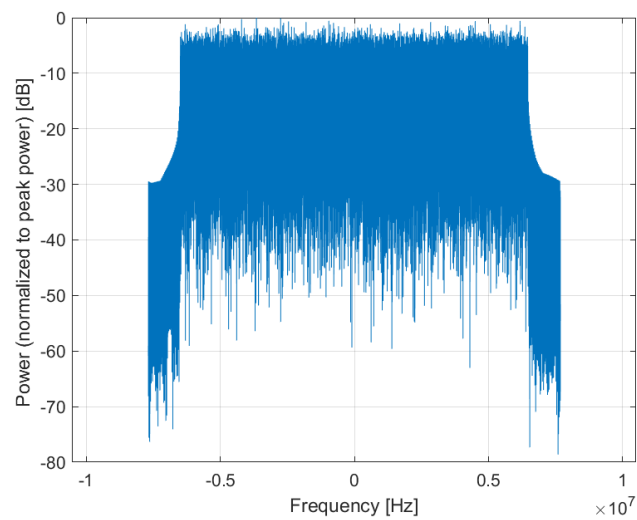
Bandwidth: 15.0 MHz
Integration Time: 10.0 ms

¹ PAR (0.1%) in accordance with FCC KDB 971168, Section 6.0 "Measurement of the Peak-to-Average Power Ratio (PAPR)"

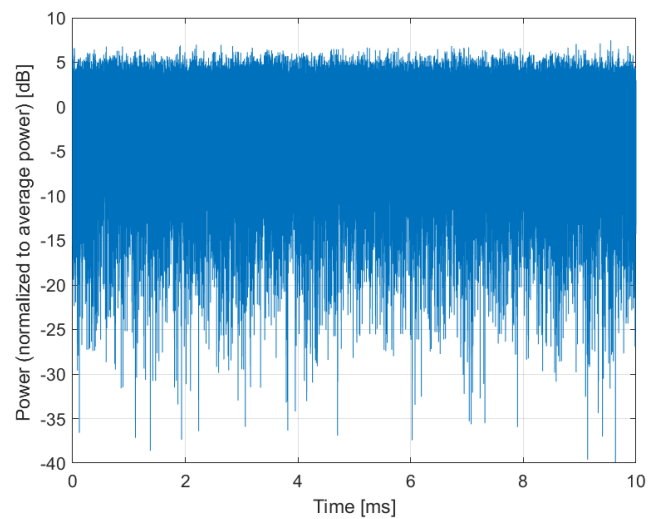
² Modulation Interference Factor (MIF) value valid only in conjunction with advanced probe response linearization calibration for the same communication system (same UID and version).



Complementary Cumulative Distribution Function (CCDF)



Frequency Domain



Time Domain

**Calibration Laboratory of
Schmid & Partner
Engineering AG**
Zeughausstrasse 43, 8004 Zurich, Switzerland

Name: **5G NR (DFT-s-OFDM, 100% RB, 20 MHz, QPSK, 30 kHz)**

Group: 5G NR FR1 TDD
UID: 10921-AAB

PAR: ¹ **5.84 dB**
MIF: ² **-20.14 dB**

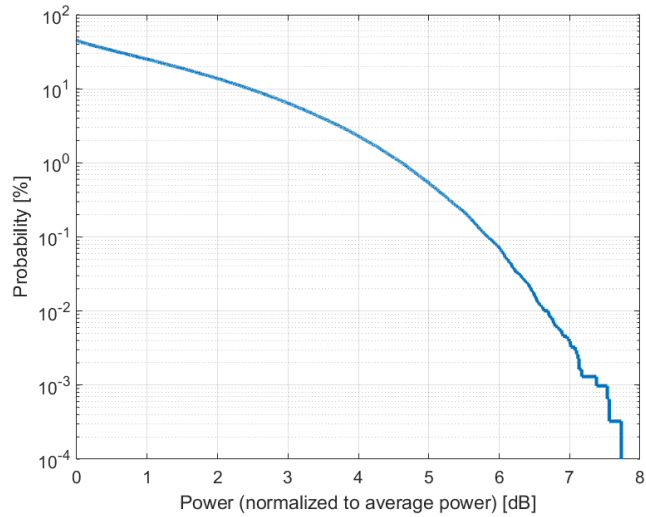
Standard Reference: SPEAG
Category: Random amplitude modulation
Modulation: QPSK
Frequency Band: Band n38 (2570 - 2620 MHz)
Band n39 (1880 - 1920 MHz)
Band n40 (2300 - 2400 MHz)
Band n41 (2496 - 2690 MHz)
Band n48 (3550 - 3700 MHz)
Band n50 (1432 - 1517 MHz)
Band n77 (3300 - 4200 MHz)
Band n78 (3300 - 3800 MHz)
Band n90 (2496 - 2690 MHz)
Band n47 (5855 - 5925 MHz)
Validation band (0.0 - 6000.0 MHz)

Detailed Specification: Multiplexing Scheme: DFT-s-OFDM
Modulation Scheme: QPSK
Subcarrier Spacing: 30 kHz
Number RBs: 50
Slot Format Index: 1
Data Type: PN9

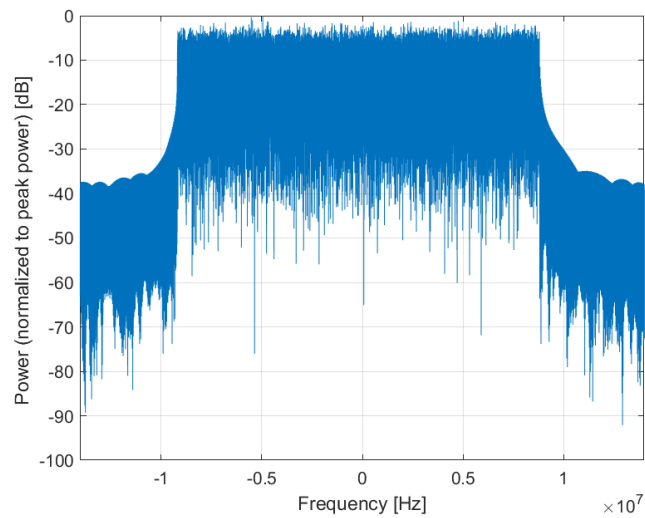
Bandwidth: 20.0 MHz
Integration Time: 10.0 ms

¹ PAR (0.1%) in accordance with FCC KDB 971168, Section 6.0 "Measurement of the Peak-to-Average Power Ratio (PAPR)"

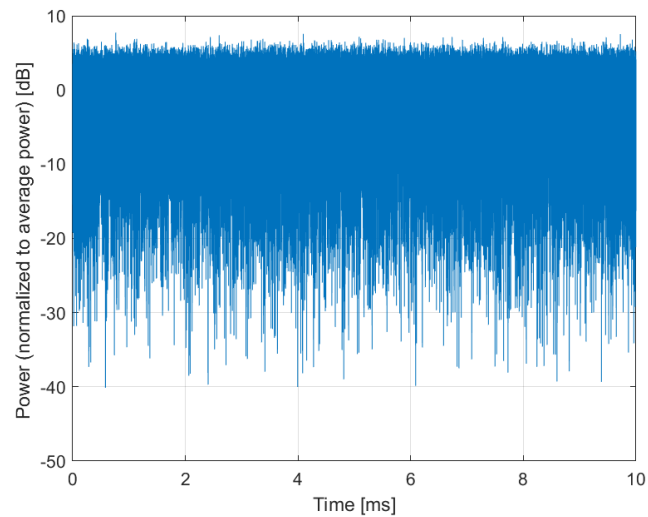
² Modulation Interference Factor (MIF) value valid only in conjunction with advanced probe response linearization calibration for the same communication system (same UID and version).



Complementary Cumulative Distribution Function (CCDF)



Frequency Domain



Time Domain

**Calibration Laboratory of
Schmid & Partner
Engineering AG**
Zeughausstrasse 43, 8004 Zurich, Switzerland

Name: **5G NR (DFT-s-OFDM, 100% RB, 25 MHz, QPSK, 30 kHz)**

Group: 5G NR FR1 TDD
UID: 10922-AAB

PAR: ¹ **5.82 dB**
MIF: ² **-20.26 dB**

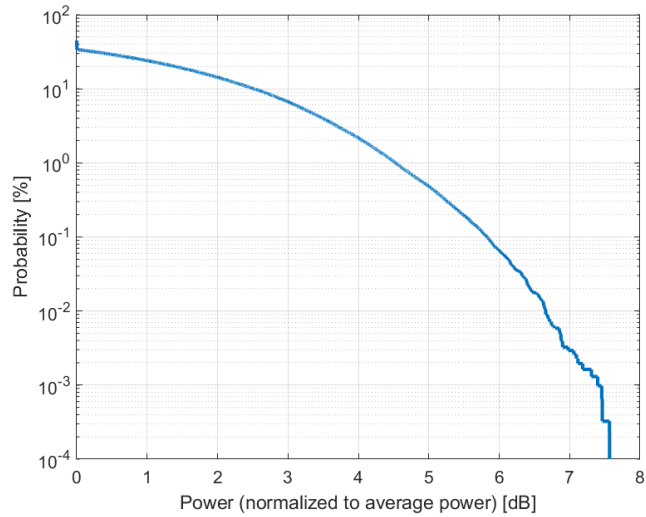
Standard Reference: SPEAG
Category: Random amplitude modulation
Modulation: QPSK
Frequency Band: Band n38 (2570 - 2620 MHz)
Band n39 (1880 - 1920 MHz)
Band n40 (2300 - 2400 MHz)
Band n77 (3300 - 4200 MHz)
Band n78 (3300 - 3800 MHz)
Validation band (0.0 - 6000.0 MHz)

Detailed Specification: Multiplexing Scheme: DFT-s-OFDM
Modulation Scheme: QPSK
Subcarrier Spacing: 30 kHz
Number RBs: 64
Slot Format Index: 1
Data Type: PN9

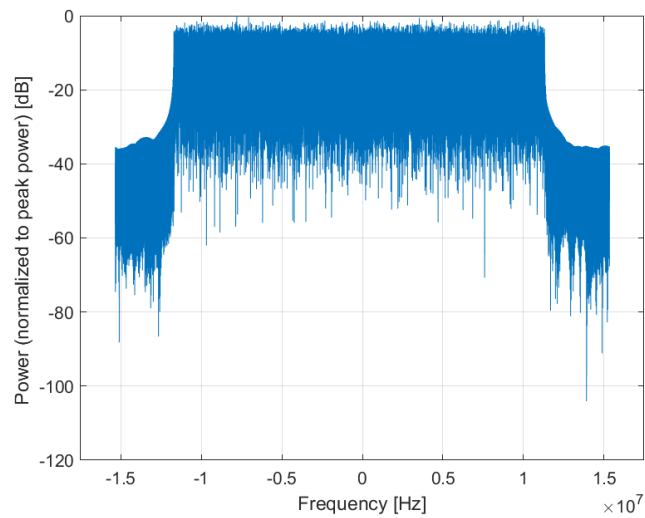
Bandwidth: 25.0 MHz
Integration Time: 10.0 ms

¹ PAR (0.1%) in accordance with FCC KDB 971168, Section 6.0 "Measurement of the Peak-to-Average Power Ratio (PAPR)"

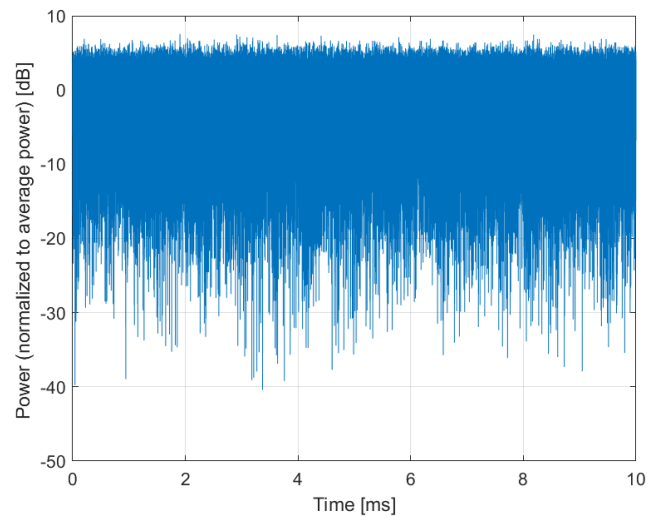
² Modulation Interference Factor (MIF) value valid only in conjunction with advanced probe response linearization calibration for the same communication system (same UID and version).



Complementary Cumulative Distribution Function (CCDF)



Frequency Domain



Time Domain

**Calibration Laboratory of
Schmid & Partner
Engineering AG**
Zeughausstrasse 43, 8004 Zurich, Switzerland

Name: **5G NR (DFT-s-OFDM, 100% RB, 30 MHz, QPSK, 30 kHz)**

Group: 5G NR FR1 TDD
UID: 10923-AAB

PAR: ¹ **5.84 dB**
MIF: ² **-20.39 dB**

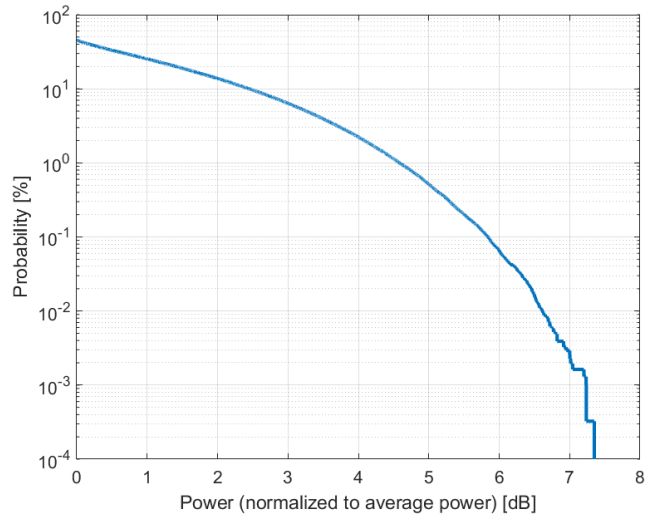
Standard Reference: SPEAG
Category: Random amplitude modulation
Modulation: QPSK
Frequency Band: Band n38 (2570 - 2620 MHz)
Band n39 (1880 - 1920 MHz)
Band n40 (2300 - 2400 MHz)
Band n41 (2496 - 2690 MHz)
Band n50 (1432 - 1517 MHz)
Band n77 (3300 - 4200 MHz)
Band n78 (3300 - 3800 MHz)
Band n90 (2496 - 2690 MHz)
Band n47 (5855 - 5925 MHz)
Validation band (0.0 - 6000.0 MHz)

Detailed Specification: Multiplexing Scheme: DFT-s-OFDM
Modulation Scheme: QPSK
Subcarrier Spacing: 30 kHz
Number RBs: 75
Slot Format Index: 1
Data Type: PN9

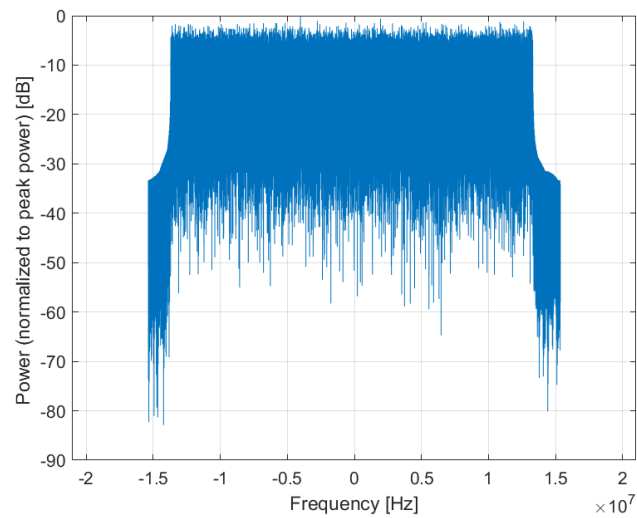
Bandwidth: 30.0 MHz
Integration Time: 10.0 ms

¹ PAR (0.1%) in accordance with FCC KDB 971168, Section 6.0 "Measurement of the Peak-to-Average Power Ratio (PAPR)"

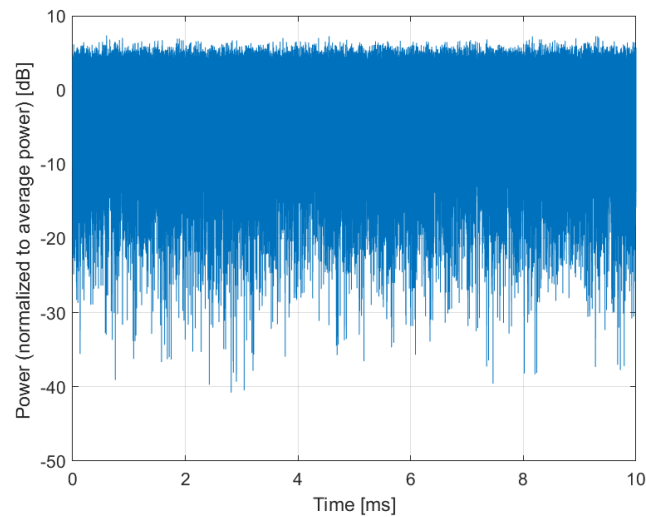
² Modulation Interference Factor (MIF) value valid only in conjunction with advanced probe response linearization calibration for the same communication system (same UID and version).



Complementary Cumulative Distribution Function (CCDF)



Frequency Domain



Time Domain

**Calibration Laboratory of
Schmid & Partner
Engineering AG**
Zeughausstrasse 43, 8004 Zurich, Switzerland

Name: **5G NR (DFT-s-OFDM, 100% RB, 40 MHz, QPSK, 30 kHz)**

Group: 5G NR FR1 TDD
UID: 10924-AAB

PAR: ¹ **5.84 dB**
MIF: ² **-20.45 dB**

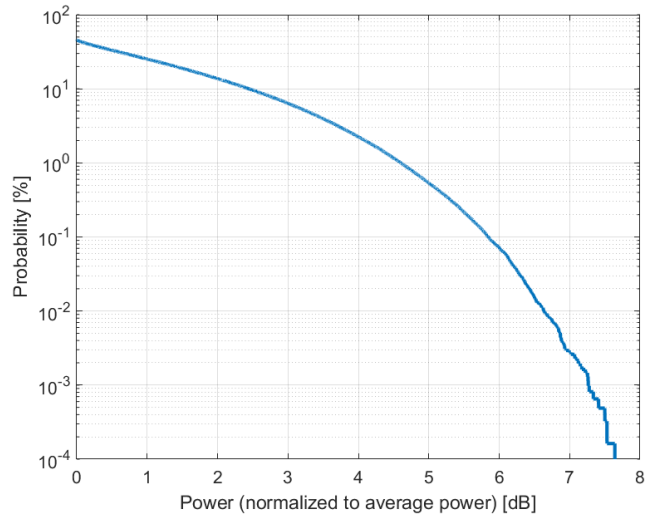
Standard Reference: SPEAG
Category: Random amplitude modulation
Modulation: QPSK
Frequency Band: Band n38 (2570 - 2620 MHz)
Band n39 (1880 - 1920 MHz)
Band n40 (2300 - 2400 MHz)
Band n41 (2496 - 2690 MHz)
Band n48 (3550 - 3700 MHz)
Band n50 (1432 - 1517 MHz)
Band n77 (3300 - 4200 MHz)
Band n78 (3300 - 3800 MHz)
Band n79 (4400 - 5000 MHz)
Band n90 (2496 - 2690 MHz)
Band n47 (5855 - 5925 MHz)
Validation band (0.0 - 6000.0 MHz)

Detailed Specification: Multiplexing Scheme: DFT-s-OFDM
Modulation Scheme: QPSK
Subcarrier Spacing: 30 kHz
Number RBs: 100
Slot Format Index: 1
Data Type: PN9

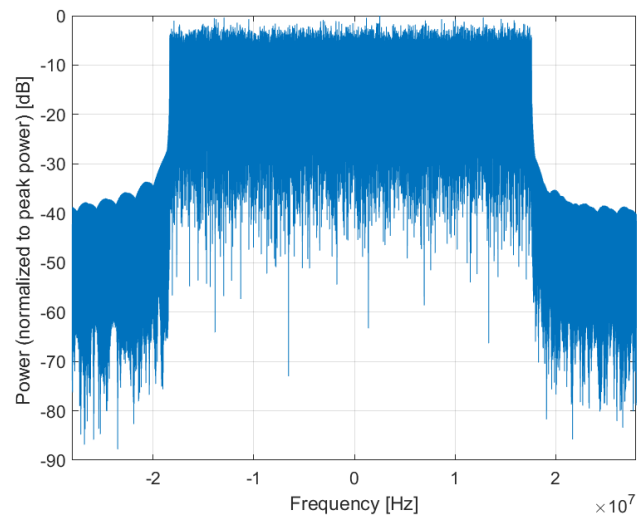
Bandwidth: 40.0 MHz
Integration Time: 10.0 ms

¹ PAR (0.1%) in accordance with FCC KDB 971168, Section 6.0 "Measurement of the Peak-to-Average Power Ratio (PAPR)"

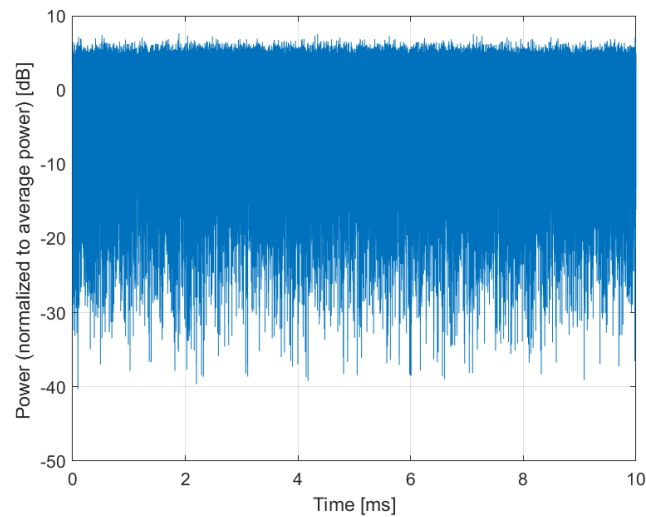
² Modulation Interference Factor (MIF) value valid only in conjunction with advanced probe response linearization calibration for the same communication system (same UID and version).



Complementary Cumulative Distribution Function (CCDF)



Frequency Domain



Time Domain

**Calibration Laboratory of
Schmid & Partner
Engineering AG**
Zeughausstrasse 43, 8004 Zurich, Switzerland

Name: **5G NR (DFT-s-OFDM, 100% RB, 50 MHz, QPSK, 30 kHz)**

Group: 5G NR FR1 TDD
UID: 10925-AAB

PAR: ¹ **5.95 dB**
MIF: ² **-20.23 dB**

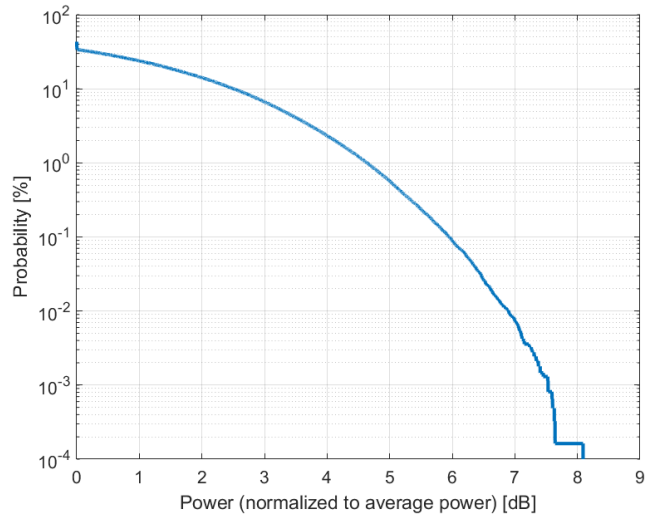
Standard Reference: SPEAG
Category: Random amplitude modulation
Modulation: QPSK
Frequency Band: Band n40 (2300 - 2400 MHz)
Band n41 (2496 - 2690 MHz)
Band n48 (3550 - 3700 MHz)
Band n50 (1432 - 1517 MHz)
Band n77 (3300 - 4200 MHz)
Band n78 (3300 - 3800 MHz)
Band n79 (4400 - 5000 MHz)
Band n90 (2496 - 2690 MHz)
Validation band (0.0 - 6000.0 MHz)

Detailed Specification: Multiplexing Scheme: DFT-s-OFDM
Modulation Scheme: QPSK
Subcarrier Spacing: 30 kHz
Number RBs: 128
Slot Format Index: 1
Data Type: PN9

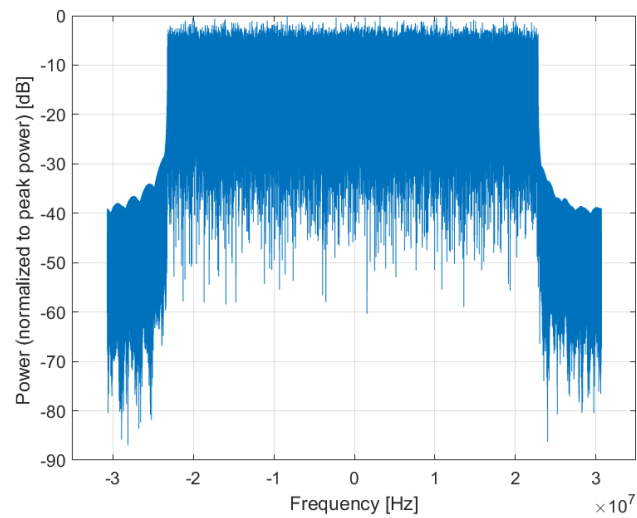
Bandwidth: 50.0 MHz
Integration Time: 10.0 ms

¹ PAR (0.1%) in accordance with FCC KDB 971168, Section 6.0 "Measurement of the Peak-to-Average Power Ratio (PAPR)"

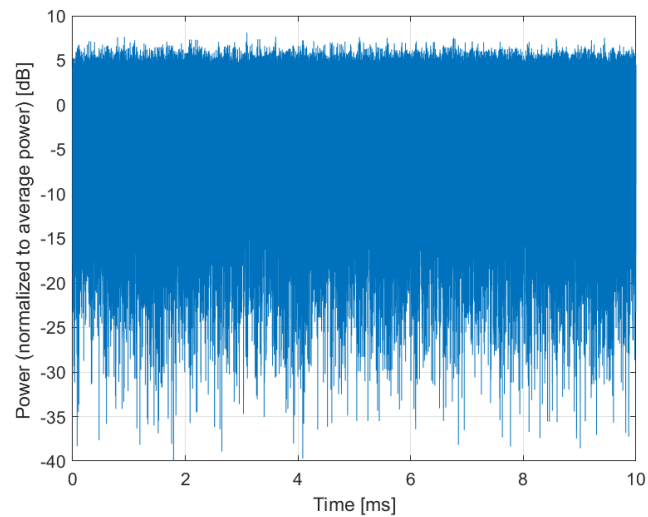
² Modulation Interference Factor (MIF) value valid only in conjunction with advanced probe response linearization calibration for the same communication system (same UID and version).



Complementary Cumulative Distribution Function (CCDF)



Frequency Domain



Time Domain

**Calibration Laboratory of
Schmid & Partner
Engineering AG**
Zeughausstrasse 43, 8004 Zurich, Switzerland

Name: **5G NR (DFT-s-OFDM, 100% RB, 60 MHz, QPSK, 30 kHz)**

Group: 5G NR FR1 TDD
UID: 10926-AAB

PAR: ¹ **5.84 dB**
MIF: ² **-20.48 dB**

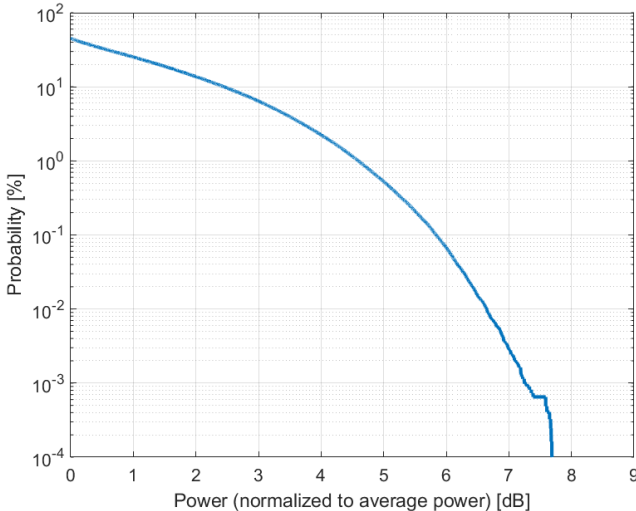
Standard Reference: SPEAG
Category: Random amplitude modulation
Modulation: QPSK
Frequency Band: Band n40 (2300 - 2400 MHz)
Band n41 (2496 - 2690 MHz)
Band n48 (3550 - 3700 MHz)
Band n50 (1432 - 1517 MHz)
Band n77 (3300 - 4200 MHz)
Band n78 (3300 - 3800 MHz)
Band n79 (4400 - 5000 MHz)
Band n90 (2496 - 2690 MHz)
Validation band (0.0 - 6000.0 MHz)

Detailed Specification: Multiplexing Scheme: DFT-s-OFDM
Modulation Scheme: QPSK
Subcarrier Spacing: 30 kHz
Number RBs: 162
Slot Format Index: 1
Data Type: PN9

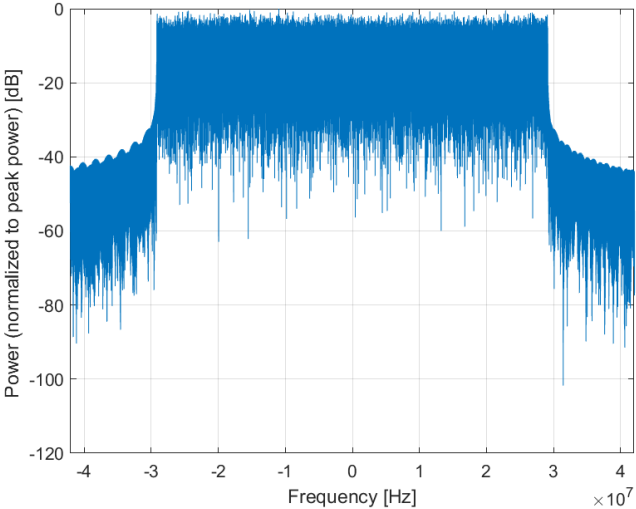
Bandwidth: 60.0 MHz
Integration Time: 10.0 ms

¹ PAR (0.1%) in accordance with FCC KDB 971168, Section 6.0 "Measurement of the Peak-to-Average Power Ratio (PAPR)"

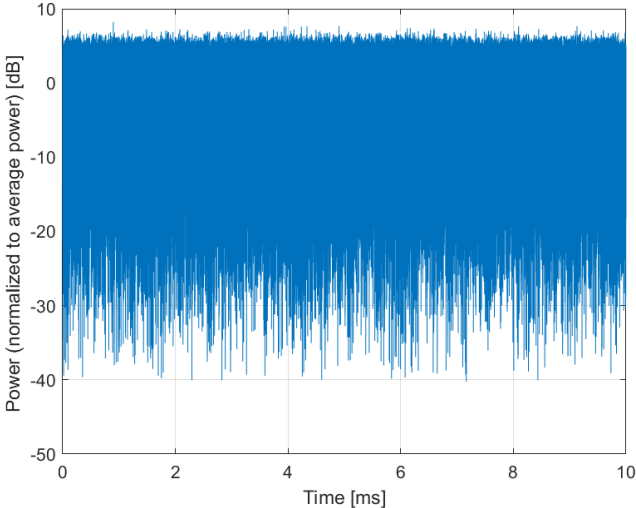
² Modulation Interference Factor (MIF) value valid only in conjunction with advanced probe response linearization calibration for the same communication system (same UID and version).



Complementary Cumulative Distribution Function (CCDF)



Frequency Domain



Time Domain

**Calibration Laboratory of
Schmid & Partner
Engineering AG**
Zeughausstrasse 43, 8004 Zurich, Switzerland

Name: **5G NR (DFT-s-OFDM, 100% RB, 80 MHz, QPSK, 30 kHz)**

Group: 5G NR FR1 TDD
UID: 10927-AAB

PAR: ¹ **5.94 dB**
MIF: ² **-20.32 dB**

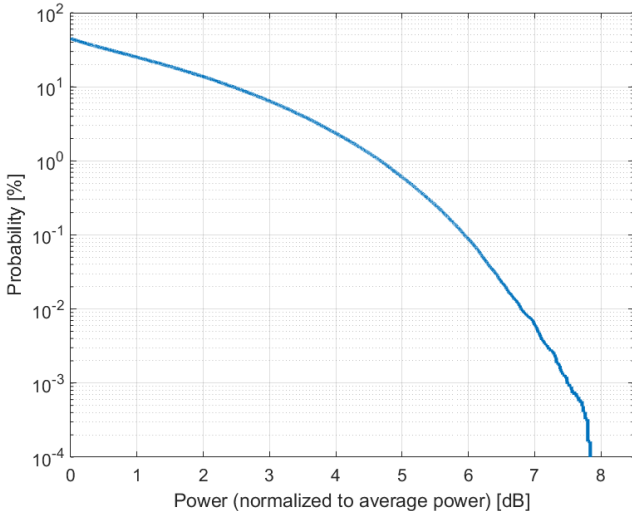
Standard Reference: SPEAG
Category: Random amplitude modulation
Modulation: QPSK
Frequency Band: Band n40 (2300 - 2400 MHz)
Band n41 (2496 - 2690 MHz)
Band n48 (3550 - 3700 MHz)
Band n50 (1432 - 1517 MHz)
Band n77 (3300 - 4200 MHz)
Band n78 (3300 - 3800 MHz)
Band n79 (4400 - 5000 MHz)
Band n90 (2496 - 2690 MHz)
Validation band (0.0 - 6000.0 MHz)

Detailed Specification: Multiplexing Scheme: DFT-s-OFDM
Modulation Scheme: QPSK
Subcarrier Spacing: 30 kHz
Number RBs: 216
Slot Format Index: 1
Data Type: PN9

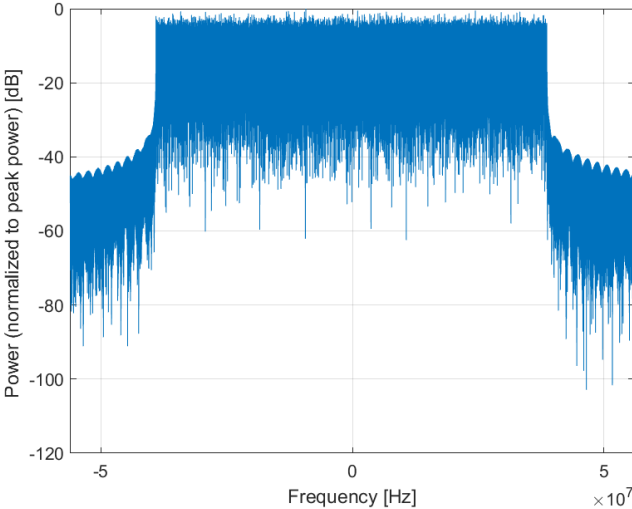
Bandwidth: 80.0 MHz
Integration Time: 10.0 ms

¹ PAR (0.1%) in accordance with FCC KDB 971168, Section 6.0 "Measurement of the Peak-to-Average Power Ratio (PAPR)"

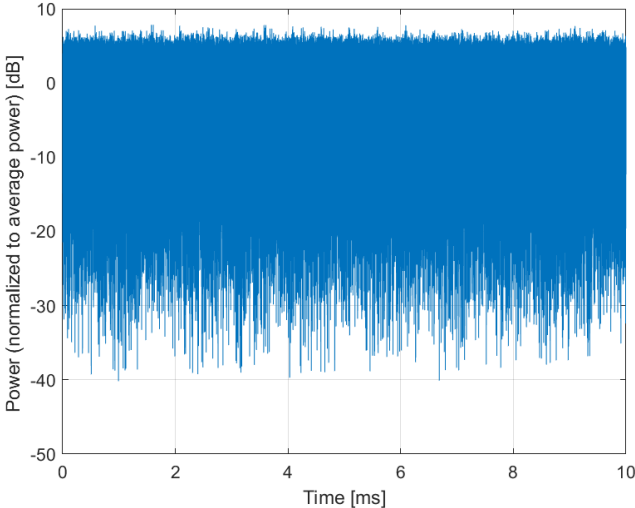
² Modulation Interference Factor (MIF) value valid only in conjunction with advanced probe response linearization calibration for the same communication system (same UID and version).



Complementary Cumulative Distribution Function (CCDF)



Frequency Domain



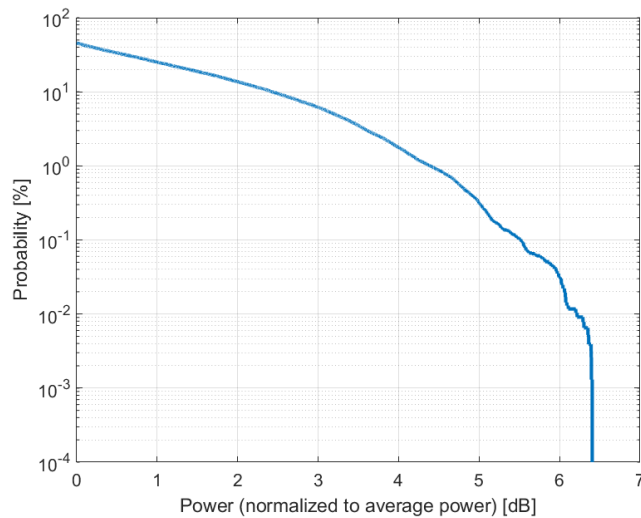
Time Domain

**Calibration Laboratory of
Schmid & Partner
Engineering AG**
Zeughausstrasse 43, 8004 Zurich, Switzerland

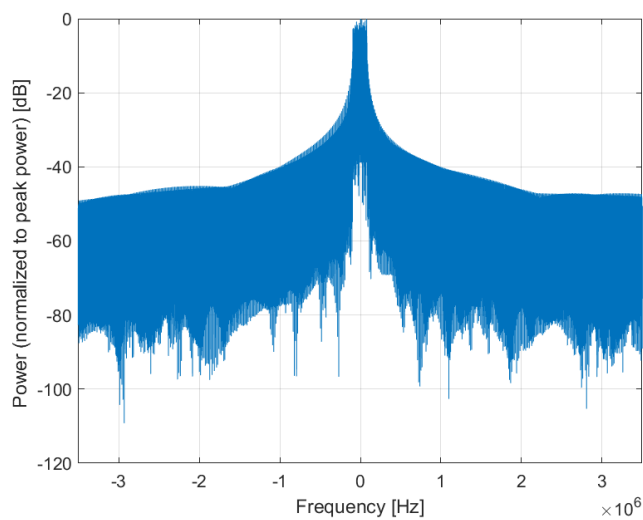
Name:	5G NR (DFT-s-OFDM, 1 RB, 5 MHz, QPSK, 15 kHz)
Group:	5G NR FR1 FDD
UID:	10928-AAC
PAR: ¹	5.52 dB
MIF: ²	-15.06 dB
Standard Reference:	SPEAG
Category:	Random amplitude modulation
Modulation:	QPSK
Frequency Band:	Band n2 (1850 - 1910 MHz) Band n5 (824 - 849 MHz) Band n25 (1850 - 1915 MHz) Band n66 (1710 - 1780 MHz) Band n71 (663 - 698 MHz) Band n1 (1920 - 1980 MHz) Band n3 (1710 - 1785 MHz) Band n7 (2500 - 2570 MHz) Band n8 (880 - 915 MHz) Band n12 (699 - 716 MHz) Band n14 (788 - 798 MHz) Band n18 (815 - 830 MHz) Band n20 (832 - 862 MHz) Band n26 (814 - 849 MHz) Band n28 (703 - 748 MHz) Band n30 (2305 - 2315 MHz) Band n65 (1920 - 2010 MHz) Band n70 (1695 - 1710 MHz) Band n74 (1427 - 1470 MHz) Band n91 (832 - 862 MHz) Band n92 (832 - 862 MHz) Band n93 (880 - 915 MHz) Band n94 (880 - 915 MHz) Band n80 (1710 - 1785 MHz) Band n81 (880 - 915 MHz) Band n82 (832 - 862 MHz) Band n83 (703 - 748 MHz) Band n84 (1920 - 1980 MHz) Band n86 (1710 - 1780 MHz) Band n89 (824 - 849 MHz) Band n95 (2010 - 2025 MHz) Band n24 (1626.5 - 1660.5 MHz) Band n97 (2300 - 2400 MHz) Band n98 (1880 - 1920 MHz) Band n99 (1626.5 - 1660.5 MHz) Validation band (0.0 - 6000.0 MHz)
Detailed Specification:	Multiplexing Scheme: DFT-s-OFDM Modulation Scheme: QPSK Subcarrier Spacing: 15 kHz Number RBs: 1 Data Type: PN9
Bandwidth:	5.0 MHz
Integration Time:	10.0 ms

¹ PAR (0.1%) in accordance with FCC KDB 971168, Section 6.0 "Measurement of the Peak-to-Average Power Ratio (PAPR)"

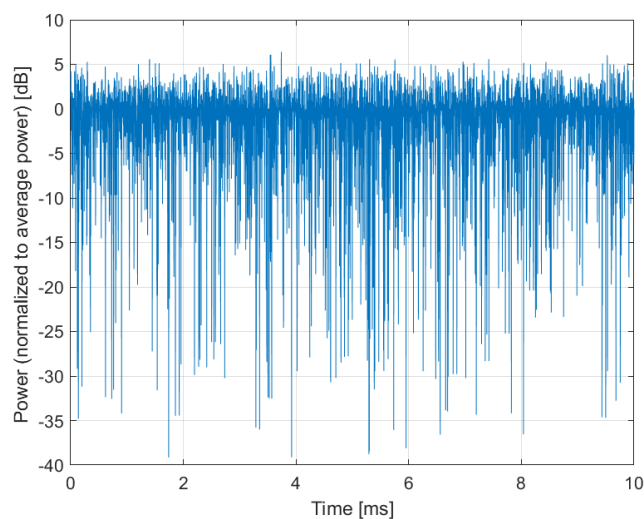
² Modulation Interference Factor (MIF) value valid only in conjunction with advanced probe response linearization calibration for the same communication system (same UID and version).



Complementary Cumulative Distribution Function (CCDF)



Frequency Domain



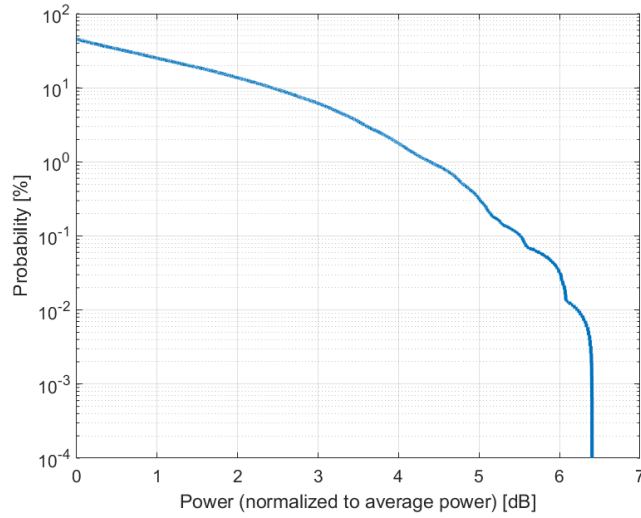
Time Domain

**Calibration Laboratory of
Schmid & Partner
Engineering AG**
Zeughausstrasse 43, 8004 Zurich, Switzerland

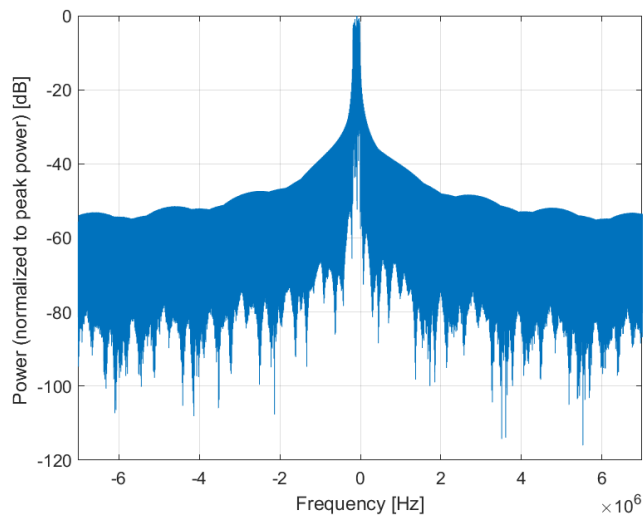
Name:	5G NR (DFT-s-OFDM, 1 RB, 10 MHz, QPSK, 15 kHz)
Group:	5G NR FR1 FDD
UID:	10929-AAC
PAR: ¹	5.52 dB
MIF: ²	-15.06 dB
Standard Reference:	SPEAG
Category:	Random amplitude modulation
Modulation:	QPSK
Frequency Band:	Band n2 (1850 - 1910 MHz) Band n5 (824 - 849 MHz) Band n25 (1850 - 1915 MHz) Band n66 (1710 - 1780 MHz) Band n71 (663 - 698 MHz) Band n1 (1920 - 1980 MHz) Band n3 (1710 - 1785 MHz) Band n7 (2500 - 2570 MHz) Band n8 (880 - 915 MHz) Band n12 (699 - 716 MHz) Band n14 (788 - 798 MHz) Band n18 (815 - 830 MHz) Band n20 (832 - 862 MHz) Band n26 (814 - 849 MHz) Band n28 (703 - 748 MHz) Band n30 (2305 - 2315 MHz) Band n65 (1920 - 2010 MHz) Band n70 (1695 - 1710 MHz) Band n74 (1427 - 1470 MHz) Band n91 (832 - 862 MHz) Band n92 (832 - 862 MHz) Band n93 (880 - 915 MHz) Band n94 (880 - 915 MHz) Band n80 (1710 - 1785 MHz) Band n81 (880 - 915 MHz) Band n82 (832 - 862 MHz) Band n83 (703 - 748 MHz) Band n84 (1920 - 1980 MHz) Band n86 (1710 - 1780 MHz) Band n89 (824 - 849 MHz) Band n95 (2010 - 2025 MHz) Band n24 (1626.5 - 1660.5 MHz) Band n97 (2300 - 2400 MHz) Band n98 (1880 - 1920 MHz) Band n99 (1626.5 - 1660.5 MHz) Validation band (0.0 - 6000.0 MHz)
Detailed Specification:	Multiplexing Scheme: DFT-s-OFDM Modulation Scheme: QPSK Subcarrier Spacing: 15 kHz Number RBs: 1 Data Type: PN9
Bandwidth:	10.0 MHz
Integration Time:	10.0 ms

¹ PAR (0.1%) in accordance with FCC KDB 971168, Section 6.0 "Measurement of the Peak-to-Average Power Ratio (PAPR)"

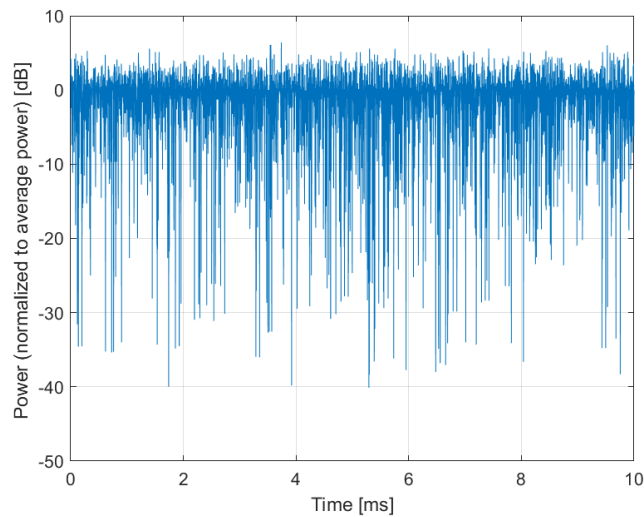
² Modulation Interference Factor (MIF) value valid only in conjunction with advanced probe response linearization calibration for the same communication system (same UID and version).



Complementary Cumulative Distribution Function (CCDF)



Frequency Domain



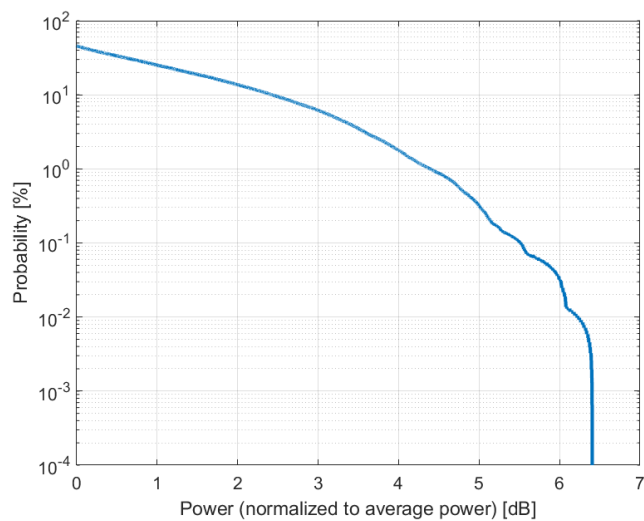
Time Domain

**Calibration Laboratory of
Schmid & Partner
Engineering AG**
Zeughausstrasse 43, 8004 Zurich, Switzerland

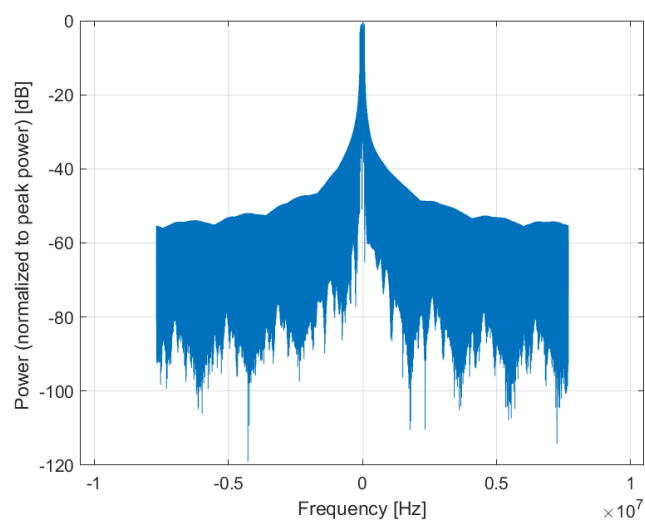
Name:	5G NR (DFT-s-OFDM, 1 RB, 15 MHz, QPSK, 15 kHz)
Group:	5G NR FR1 FDD
UID:	10930-AAC
PAR: ¹	5.52 dB
MIF: ²	-15.06 dB
Standard Reference:	SPEAG
Category:	Random amplitude modulation
Modulation:	QPSK
Frequency Band:	Band n2 (1850 - 1910 MHz) Band n5 (824 - 849 MHz) Band n25 (1850 - 1915 MHz) Band n66 (1710 - 1780 MHz) Band n71 (663 - 698 MHz) Band n1 (1920 - 1980 MHz) Band n3 (1710 - 1785 MHz) Band n7 (2500 - 2570 MHz) Band n8 (880 - 915 MHz) Band n12 (699 - 716 MHz) Band n18 (815 - 830 MHz) Band n20 (832 - 862 MHz) Band n26 (814 - 849 MHz) Band n28 (703 - 748 MHz) Band n65 (1920 - 2010 MHz) Band n70 (1695 - 1710 MHz) Band n74 (1427 - 1470 MHz) Band n92 (832 - 862 MHz) Band n94 (880 - 915 MHz) Band n80 (1710 - 1785 MHz) Band n81 (880 - 915 MHz) Band n82 (832 - 862 MHz) Band n83 (703 - 748 MHz) Band n84 (1920 - 1980 MHz) Band n86 (1710 - 1780 MHz) Band n89 (824 - 849 MHz) Band n95 (2010 - 2025 MHz) Band n97 (2300 - 2400 MHz) Band n98 (1880 - 1920 MHz) Validation band (0.0 - 6000.0 MHz)
Detailed Specification:	Multiplexing Scheme: DFT-s-OFDM Modulation Scheme: QPSK Subcarrier Spacing: 15 kHz Number RBs: 1 Data Type: PN9
Bandwidth:	15.0 MHz
Integration Time:	10.0 ms

¹ PAR (0.1%) in accordance with FCC KDB 971168, Section 6.0 "Measurement of the Peak-to-Average Power Ratio (PAPR)"

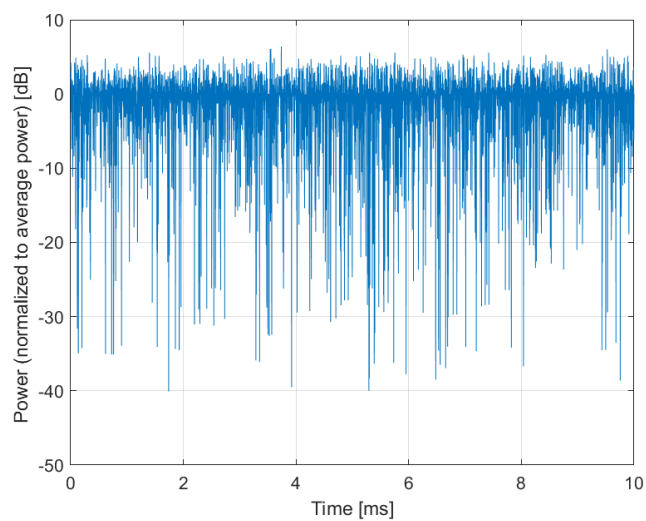
² Modulation Interference Factor (MIF) value valid only in conjunction with advanced probe response linearization calibration for the same communication system (same UID and version).



Complementary Cumulative Distribution Function (CCDF)



Frequency Domain



Time Domain

**Calibration Laboratory of
Schmid & Partner
Engineering AG**
Zeughausstrasse 43, 8004 Zurich, Switzerland

Name: **5G NR (DFT-s-OFDM, 1 RB, 20 MHz, QPSK, 15 kHz)**

Group: 5G NR FR1 FDD
UID: 10931-AAC

PAR: ¹ **5.51 dB**
MIF: ² **-15.06 dB**

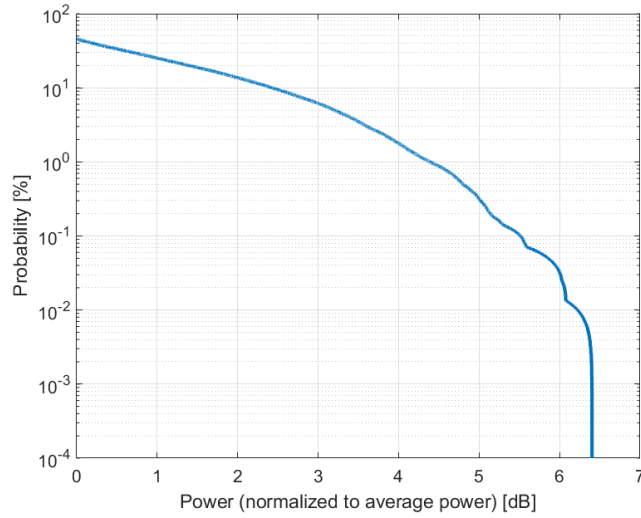
Standard Reference: SPEAG
Category: Random amplitude modulation
Modulation: QPSK
Frequency Band: Band n2 (1850 - 1910 MHz)
Band n5 (824 - 849 MHz)
Band n25 (1850 - 1915 MHz)
Band n66 (1710 - 1780 MHz)
Band n71 (663 - 698 MHz)
Band n1 (1920 - 1980 MHz)
Band n3 (1710 - 1785 MHz)
Band n7 (2500 - 2570 MHz)
Band n8 (880 - 915 MHz)
Band n20 (832 - 862 MHz)
Band n26 (814 - 849 MHz)
Band n28 (703 - 748 MHz)
Band n65 (1920 - 2010 MHz)
Band n74 (1427 - 1470 MHz)
Band n92 (832 - 862 MHz)
Band n94 (880 - 915 MHz)
Band n80 (1710 - 1785 MHz)
Band n81 (880 - 915 MHz)
Band n82 (832 - 862 MHz)
Band n83 (703 - 748 MHz)
Band n84 (1920 - 1980 MHz)
Band n86 (1710 - 1780 MHz)
Band n89 (824 - 849 MHz)
Band n97 (2300 - 2400 MHz)
Band n98 (1880 - 1920 MHz)
Validation band (0.0 - 6000.0 MHz)

Detailed Specification: Multiplexing Scheme: DFT-s-OFDM
Modulation Scheme: QPSK
Subcarrier Spacing: 15 kHz
Number RBs: 1
Data Type: PN9

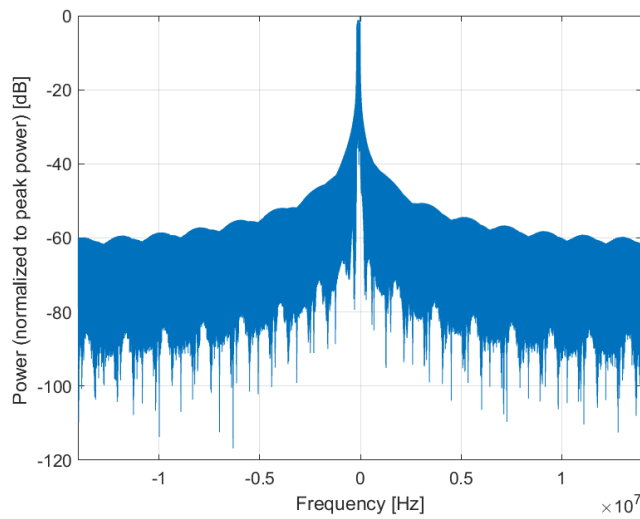
Bandwidth: 20.0 MHz
Integration Time: 10.0 ms

¹ PAR (0.1%) in accordance with FCC KDB 971168, Section 6.0 "Measurement of the Peak-to-Average Power Ratio (PAPR)"

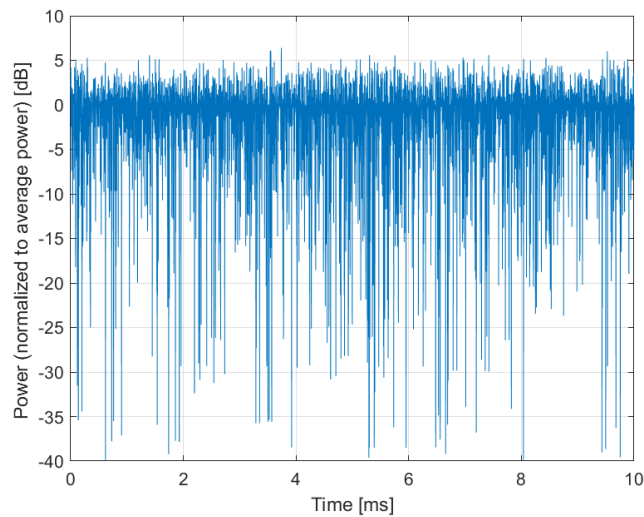
² Modulation Interference Factor (MIF) value valid only in conjunction with advanced probe response linearization calibration for the same communication system (same UID and version).



Complementary Cumulative Distribution Function (CCDF)



Frequency Domain



Time Domain

**Calibration Laboratory of
Schmid & Partner
Engineering AG**
Zeughausstrasse 43, 8004 Zurich, Switzerland

Name: **5G NR (DFT-s-OFDM, 1 RB, 25 MHz, QPSK, 15 kHz)**

Group: 5G NR FR1 FDD
UID: 10932-AAC

PAR: ¹ **5.51 dB**
MIF: ² **-15.06 dB**

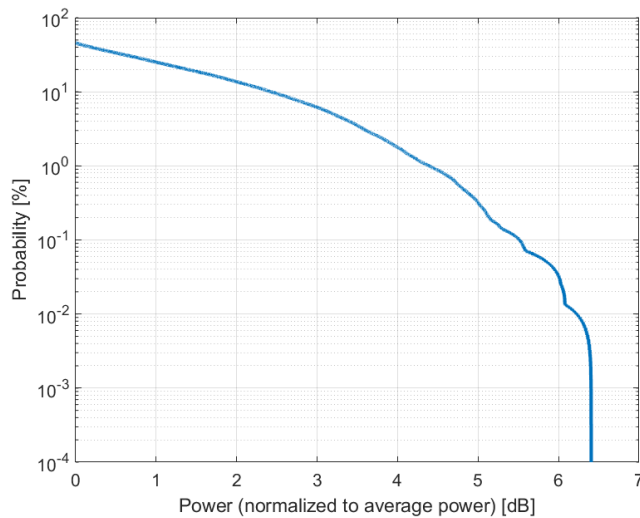
Standard Reference: SPEAG
Category: Random amplitude modulation
Modulation: QPSK
Frequency Band: Band n25 (1850 - 1915 MHz)
Band n66 (1710 - 1780 MHz)
Band n1 (1920 - 1980 MHz)
Band n3 (1710 - 1785 MHz)
Band n7 (2500 - 2570 MHz)
Band n80 (1710 - 1785 MHz)
Band n97 (2300 - 2400 MHz)
Band n98 (1880 - 1920 MHz)
Validation band (0.0 - 6000.0 MHz)

Detailed Specification: Multiplexing Scheme: DFT-s-OFDM
Modulation Scheme: QPSK
Subcarrier Spacing: 15 kHz
Number RBs: 1
Data Type: PN9

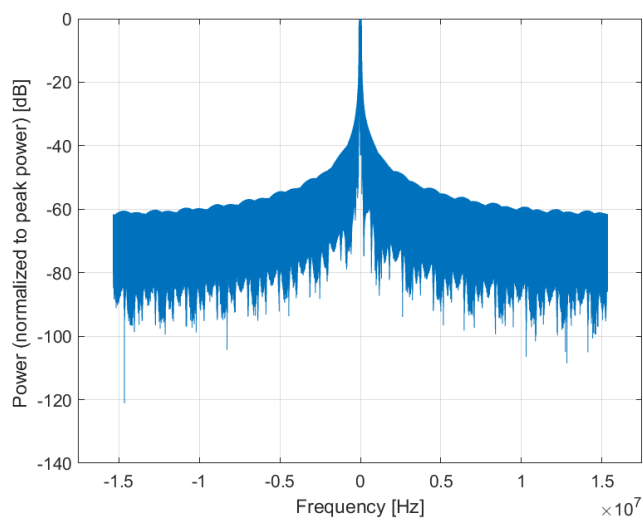
Bandwidth: 25.0 MHz
Integration Time: 10.0 ms

¹ PAR (0.1%) in accordance with FCC KDB 971168, Section 6.0 "Measurement of the Peak-to-Average Power Ratio (PAPR)"

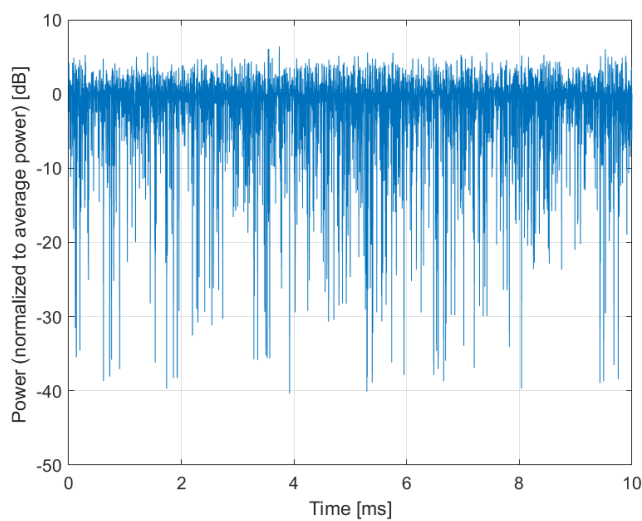
² Modulation Interference Factor (MIF) value valid only in conjunction with advanced probe response linearization calibration for the same communication system (same UID and version).



Complementary Cumulative Distribution Function (CCDF)



Frequency Domain



Time Domain

**Calibration Laboratory of
Schmid & Partner
Engineering AG**
Zeughausstrasse 43, 8004 Zurich, Switzerland

Name: **5G NR (DFT-s-OFDM, 1 RB, 30 MHz, QPSK, 15 kHz)**

Group: 5G NR FR1 FDD
UID: 10933-AAC

PAR: ¹ **5.51 dB**
MIF: ² **-15.06 dB**

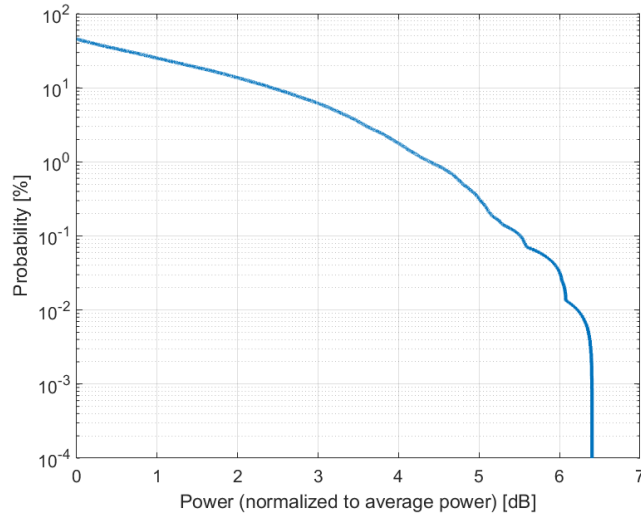
Standard Reference: SPEAG
Category: Random amplitude modulation
Modulation: QPSK
Frequency Band: Band n25 (1850 - 1915 MHz)
Band n66 (1710 - 1780 MHz)
Band n1 (1920 - 1980 MHz)
Band n3 (1710 - 1785 MHz)
Band n7 (2500 - 2570 MHz)
Band n28 (703 - 748 MHz)
Band n80 (1710 - 1785 MHz)
Band n97 (2300 - 2400 MHz)
Band n98 (1880 - 1920 MHz)
Validation band (0.0 - 6000.0 MHz)

Detailed Specification: Multiplexing Scheme: DFT-s-OFDM
Modulation Scheme: QPSK
Subcarrier Spacing: 15 kHz
Number RBs: 1
Data Type: PN9

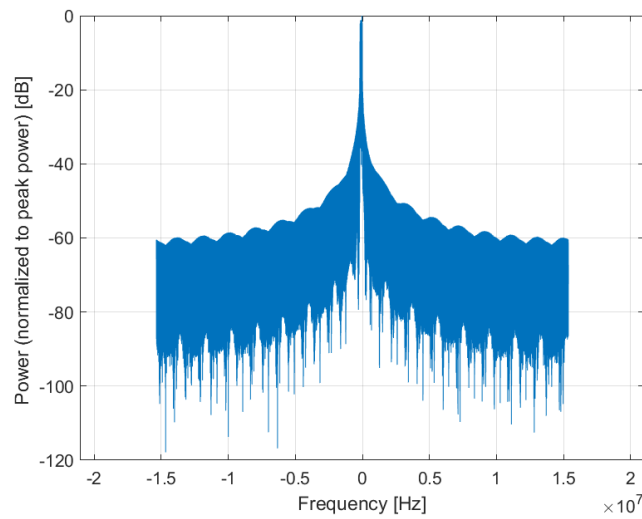
Bandwidth: 30.0 MHz
Integration Time: 10.0 ms

¹ PAR (0.1%) in accordance with FCC KDB 971168, Section 6.0 "Measurement of the Peak-to-Average Power Ratio (PAPR)"

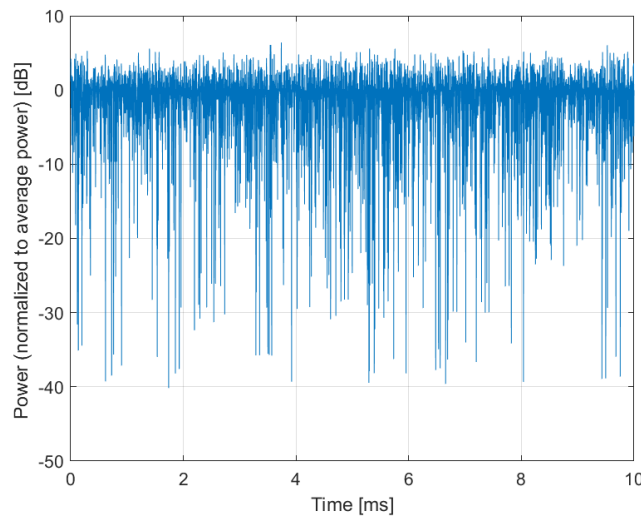
² Modulation Interference Factor (MIF) value valid only in conjunction with advanced probe response linearization calibration for the same communication system (same UID and version).



Complementary Cumulative Distribution Function (CCDF)



Frequency Domain



Time Domain

**Calibration Laboratory of
Schmid & Partner
Engineering AG**
Zeughausstrasse 43, 8004 Zurich, Switzerland

Name: **5G NR (DFT-s-OFDM, 1 RB, 40 MHz, QPSK, 15 kHz)**

Group: 5G NR FR1 FDD
UID: 10934-AAC

PAR: ¹ **5.51 dB**
MIF: ² **-15.07 dB**

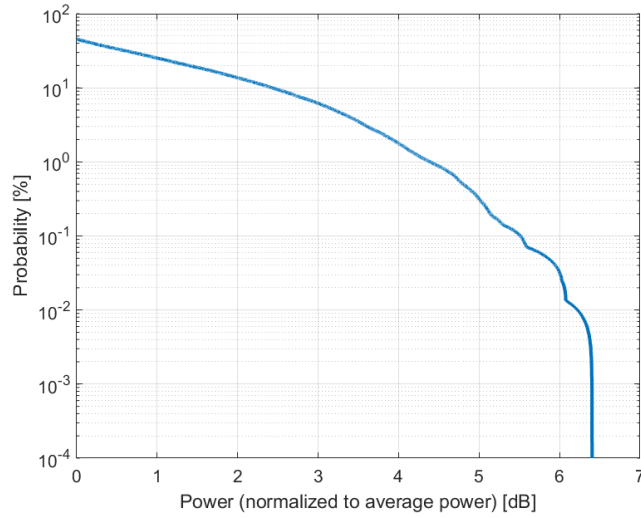
Standard Reference: SPEAG
Category: Random amplitude modulation
Modulation: QPSK
Frequency Band: Band n25 (1850 - 1915 MHz)
Band n66 (1710 - 1780 MHz)
Band n1 (1920 - 1980 MHz)
Band n3 (1710 - 1785 MHz)
Band n7 (2500 - 2570 MHz)
Band n86 (1710 - 1780 MHz)
Band n97 (2300 - 2400 MHz)
Band n98 (1880 - 1920 MHz)
Validation band (0.0 - 6000.0 MHz)

Detailed Specification: Multiplexing Scheme: DFT-s-OFDM
Modulation Scheme: QPSK
Subcarrier Spacing: 15 kHz
Number RBs: 1
Data Type: PN9

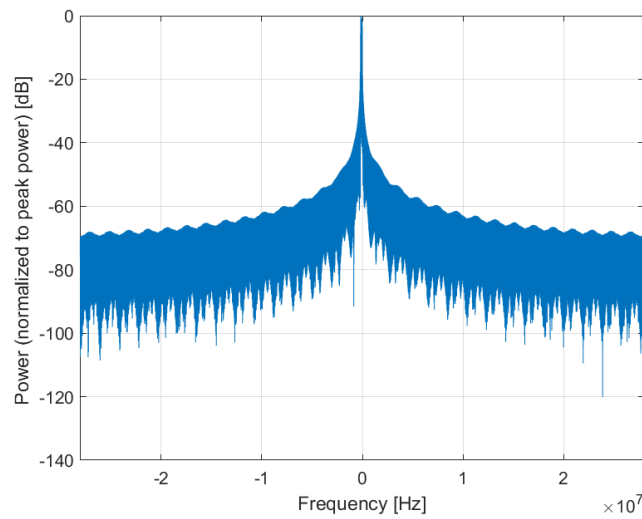
Bandwidth: 40.0 MHz
Integration Time: 10.0 ms

¹ PAR (0.1%) in accordance with FCC KDB 971168, Section 6.0 "Measurement of the Peak-to-Average Power Ratio (PAPR)"

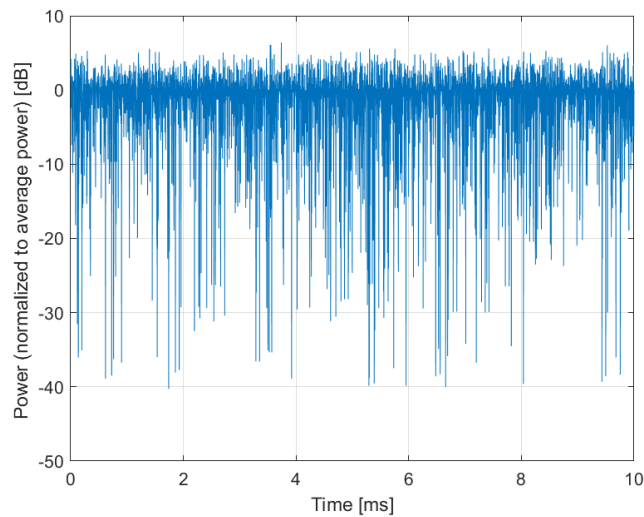
² Modulation Interference Factor (MIF) value valid only in conjunction with advanced probe response linearization calibration for the same communication system (same UID and version).



Complementary Cumulative Distribution Function (CCDF)



Frequency Domain



Time Domain

**Calibration Laboratory of
Schmid & Partner
Engineering AG**
Zeughausstrasse 43, 8004 Zurich, Switzerland

Name: **5G NR (DFT-s-OFDM, 1 RB, 50 MHz, QPSK, 15 kHz)**

Group: 5G NR FR1 FDD
UID: 10935-AAD

PAR: ¹ **5.51 dB**
MIF: ² **-15.07 dB**

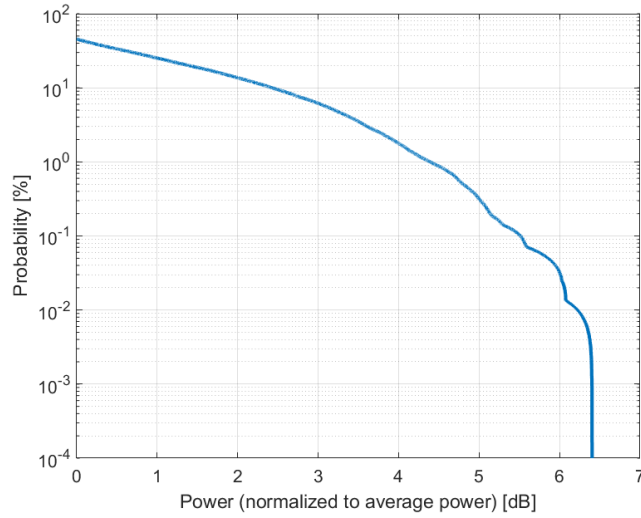
Standard Reference: SPEAG
Category: Random amplitude modulation
Modulation: QPSK
Frequency Band: Band n1 (1920 - 1980 MHz)
Band n7 (2500 - 2570 MHz)
Band n65 (1920 - 2010 MHz)
Band n97 (2300 - 2400 MHz)
Validation band (0.0 - 6000.0 MHz)

Detailed Specification: Multiplexing Scheme: DFT-s-OFDM
Modulation Scheme: QPSK
Subcarrier Spacing: 15 kHz
Number RBs: 1
Data Type: PN9

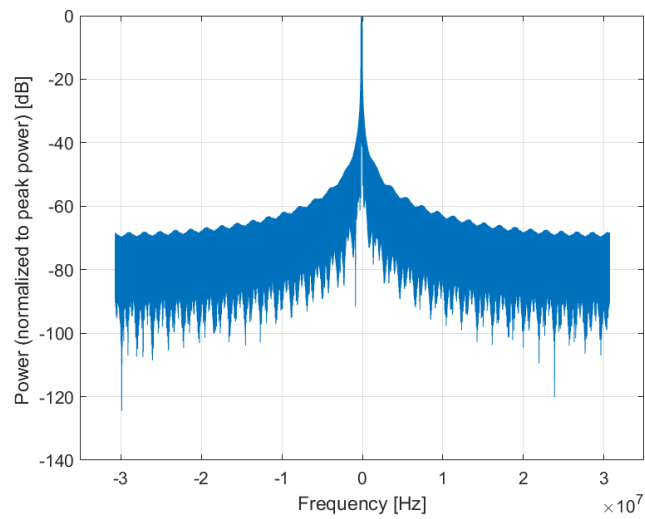
Bandwidth: 50.0 MHz
Integration Time: 10.0 ms

¹ PAR (0.1%) in accordance with FCC KDB 971168, Section 6.0 "Measurement of the Peak-to-Average Power Ratio (PAPR)"

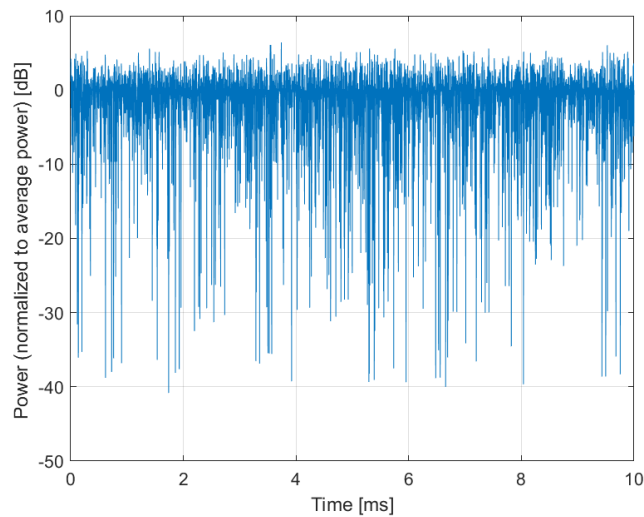
² Modulation Interference Factor (MIF) value valid only in conjunction with advanced probe response linearization calibration for the same communication system (same UID and version).



Complementary Cumulative Distribution Function (CCDF)



Frequency Domain



Time Domain

**Calibration Laboratory of
Schmid & Partner
Engineering AG**
Zeughausstrasse 43, 8004 Zurich, Switzerland

Name: **5G NR (DFT-s-OFDM, 50% RB, 5 MHz, QPSK, 15 kHz)**

Group: 5G NR FR1 FDD
UID: 10936-AAC

PAR: ¹ **5.90 dB**
MIF: ² **-17.91 dB**

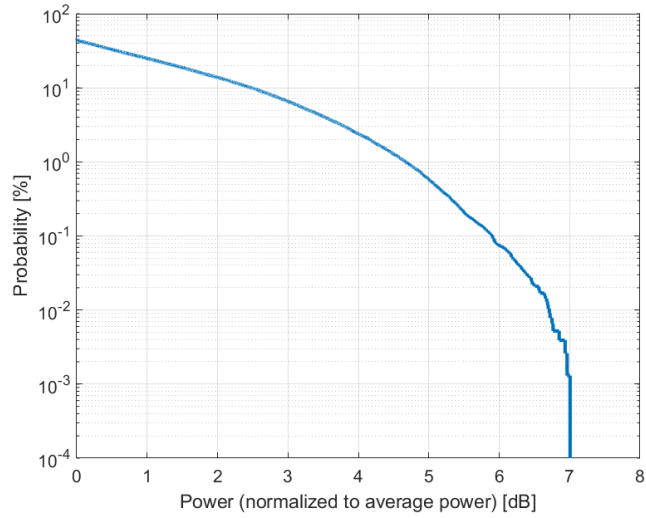
Standard Reference: SPEAG
Category: Random amplitude modulation
Modulation: QPSK
Frequency Band: Band n2 (1850 - 1910 MHz)
Band n5 (824 - 849 MHz)
Band n25 (1850 - 1915 MHz)
Band n66 (1710 - 1780 MHz)
Band n71 (663 - 698 MHz)
Band n1 (1920 - 1980 MHz)
Band n3 (1710 - 1785 MHz)
Band n7 (2500 - 2570 MHz)
Band n8 (880 - 915 MHz)
Band n12 (699 - 716 MHz)
Band n14 (788 - 798 MHz)
Band n18 (815 - 830 MHz)
Band n20 (832 - 862 MHz)
Band n26 (814 - 849 MHz)
Band n28 (703 - 748 MHz)
Band n30 (2305 - 2315 MHz)
Band n65 (1920 - 2010 MHz)
Band n70 (1695 - 1710 MHz)
Band n74 (1427 - 1470 MHz)
Band n91 (832 - 862 MHz)
Band n92 (832 - 862 MHz)
Band n93 (880 - 915 MHz)
Band n94 (880 - 915 MHz)
Band n80 (1710 - 1785 MHz)
Band n81 (880 - 915 MHz)
Band n82 (832 - 862 MHz)
Band n83 (703 - 748 MHz)
Band n84 (1920 - 1980 MHz)
Band n86 (1710 - 1780 MHz)
Band n89 (824 - 849 MHz)
Band n95 (2010 - 2025 MHz)
Band n24 (1626.5 - 1660.5 MHz)
Band n97 (2300 - 2400 MHz)
Band n98 (1880 - 1920 MHz)
Band n99 (1626.5 - 1660.5 MHz)
Validation band (0.0 - 6000.0 MHz)

Detailed Specification: Multiplexing Scheme: DFT-s-OFDM
Modulation Scheme: QPSK
Subcarrier Spacing: 15 kHz
Number RBs: 1
Data Type: PN9

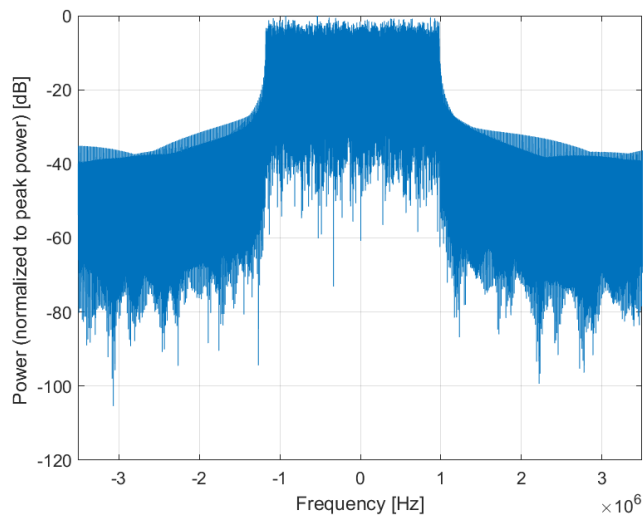
Bandwidth: 5.0 MHz
Integration Time: 10.0 ms

¹ PAR (0.1%) in accordance with FCC KDB 971168, Section 6.0 "Measurement of the Peak-to-Average Power Ratio (PAPR)"

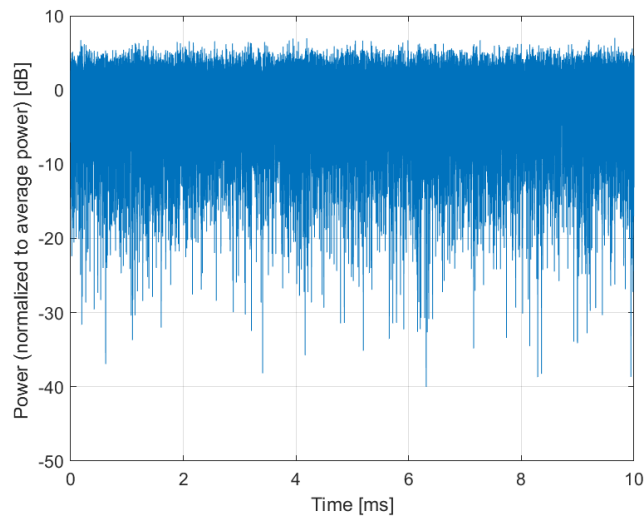
² Modulation Interference Factor (MIF) value valid only in conjunction with advanced probe response linearization calibration for the same communication system (same UID and version).



Complementary Cumulative Distribution Function (CCDF)



Frequency Domain



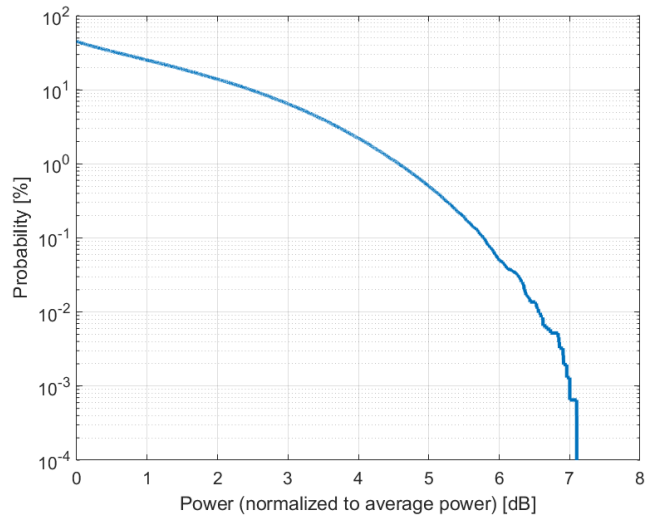
Time Domain

**Calibration Laboratory of
Schmid & Partner
Engineering AG**
Zeughausstrasse 43, 8004 Zurich, Switzerland

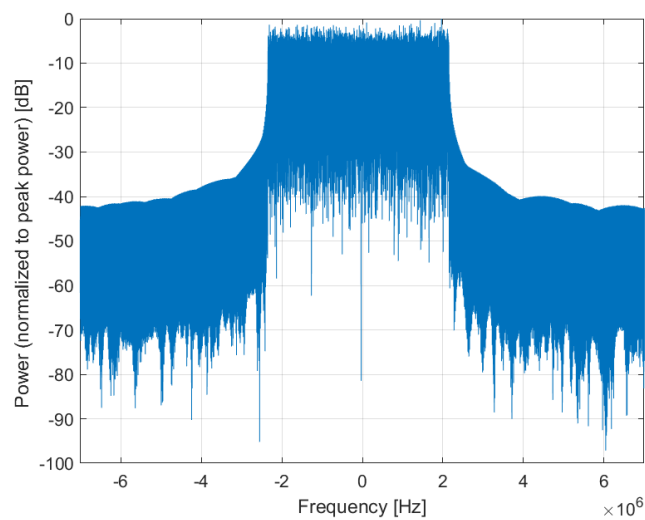
Name:	5G NR (DFT-s-OFDM, 50% RB, 10 MHz, QPSK, 15 kHz)
Group:	5G NR FR1 FDD
UID:	10937-AAC
PAR: ¹	5.77 dB
MIF: ²	-18.38 dB
Standard Reference:	SPEAG
Category:	Random amplitude modulation
Modulation:	QPSK
Frequency Band:	Band n2 (1850 - 1910 MHz) Band n5 (824 - 849 MHz) Band n25 (1850 - 1915 MHz) Band n66 (1710 - 1780 MHz) Band n71 (663 - 698 MHz) Band n1 (1920 - 1980 MHz) Band n3 (1710 - 1785 MHz) Band n7 (2500 - 2570 MHz) Band n8 (880 - 915 MHz) Band n12 (699 - 716 MHz) Band n14 (788 - 798 MHz) Band n18 (815 - 830 MHz) Band n20 (832 - 862 MHz) Band n26 (814 - 849 MHz) Band n28 (703 - 748 MHz) Band n30 (2305 - 2315 MHz) Band n65 (1920 - 2010 MHz) Band n70 (1695 - 1710 MHz) Band n74 (1427 - 1470 MHz) Band n91 (832 - 862 MHz) Band n92 (832 - 862 MHz) Band n93 (880 - 915 MHz) Band n94 (880 - 915 MHz) Band n80 (1710 - 1785 MHz) Band n81 (880 - 915 MHz) Band n82 (832 - 862 MHz) Band n83 (703 - 748 MHz) Band n84 (1920 - 1980 MHz) Band n86 (1710 - 1780 MHz) Band n89 (824 - 849 MHz) Band n95 (2010 - 2025 MHz) Band n24 (1626.5 - 1660.5 MHz) Band n97 (2300 - 2400 MHz) Band n98 (1880 - 1920 MHz) Band n99 (1626.5 - 1660.5 MHz) Validation band (0.0 - 6000.0 MHz)
Detailed Specification:	Multiplexing Scheme: DFT-s-OFDM Modulation Scheme: QPSK Subcarrier Spacing: 15 kHz Number RBs: 1 Data Type: PN9
Bandwidth:	10.0 MHz
Integration Time:	10.0 ms

¹ PAR (0.1%) in accordance with FCC KDB 971168, Section 6.0 "Measurement of the Peak-to-Average Power Ratio (PAPR)"

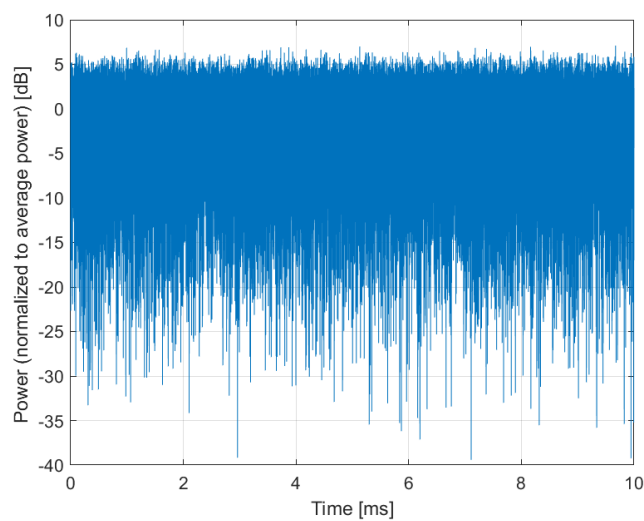
² Modulation Interference Factor (MIF) value valid only in conjunction with advanced probe response linearization calibration for the same communication system (same UID and version).



Complementary Cumulative Distribution Function (CCDF)



Frequency Domain



Time Domain

**Calibration Laboratory of
Schmid & Partner
Engineering AG**
Zeughausstrasse 43, 8004 Zurich, Switzerland

Name: **5G NR (DFT-s-OFDM, 50% RB, 15 MHz, QPSK, 15 kHz)**

Group: 5G NR FR1 FDD
UID: 10938-AAC

PAR: ¹ **5.90 dB**
MIF: ² **-18.58 dB**

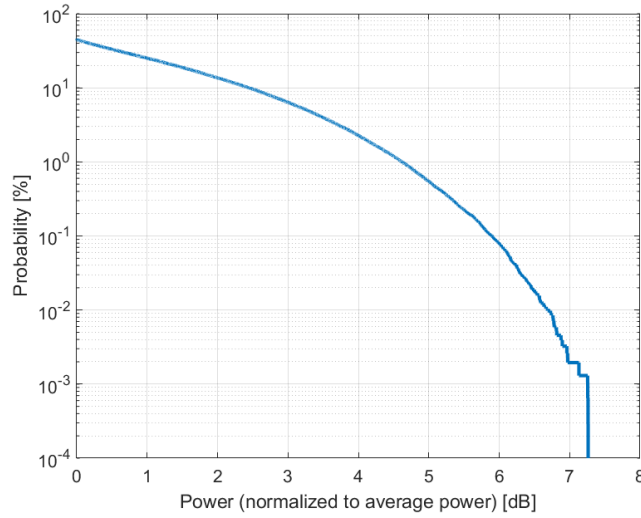
Standard Reference: SPEAG
Category: Random amplitude modulation
Modulation: QPSK
Frequency Band: Band n2 (1850 - 1910 MHz)
Band n5 (824 - 849 MHz)
Band n25 (1850 - 1915 MHz)
Band n66 (1710 - 1780 MHz)
Band n71 (663 - 698 MHz)
Band n1 (1920 - 1980 MHz)
Band n3 (1710 - 1785 MHz)
Band n7 (2500 - 2570 MHz)
Band n8 (880 - 915 MHz)
Band n12 (699 - 716 MHz)
Band n18 (815 - 830 MHz)
Band n20 (832 - 862 MHz)
Band n26 (814 - 849 MHz)
Band n28 (703 - 748 MHz)
Band n65 (1920 - 2010 MHz)
Band n70 (1695 - 1710 MHz)
Band n74 (1427 - 1470 MHz)
Band n92 (832 - 862 MHz)
Band n94 (880 - 915 MHz)
Band n80 (1710 - 1785 MHz)
Band n81 (880 - 915 MHz)
Band n82 (832 - 862 MHz)
Band n83 (703 - 748 MHz)
Band n84 (1920 - 1980 MHz)
Band n86 (1710 - 1780 MHz)
Band n89 (824 - 849 MHz)
Band n95 (2010 - 2025 MHz)
Band n97 (2300 - 2400 MHz)
Band n98 (1880 - 1920 MHz)
Validation band (0.0 - 6000.0 MHz)

Detailed Specification: Multiplexing Scheme: DFT-s-OFDM
Modulation Scheme: QPSK
Subcarrier Spacing: 15 kHz
Number RBs: 1
Data Type: PN9

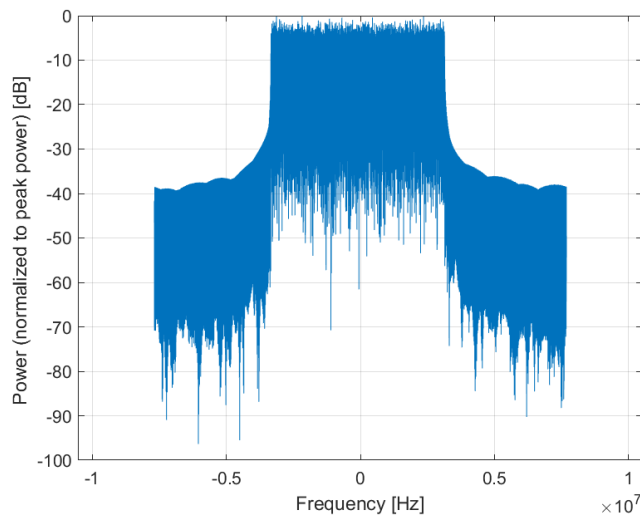
Bandwidth: 15.0 MHz
Integration Time: 10.0 ms

¹ PAR (0.1%) in accordance with FCC KDB 971168, Section 6.0 "Measurement of the Peak-to-Average Power Ratio (PAPR)"

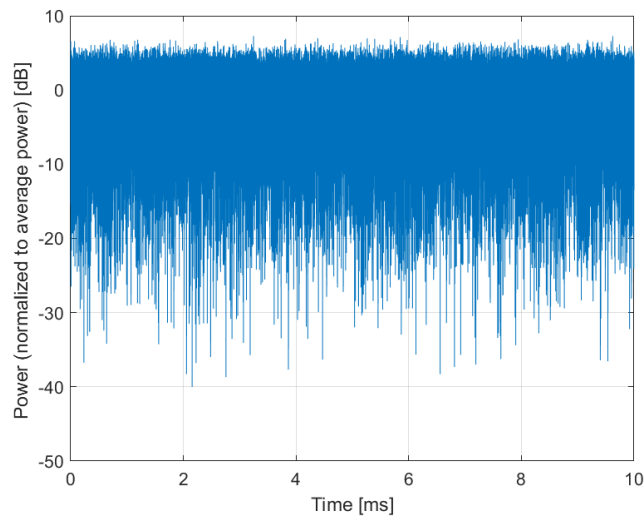
² Modulation Interference Factor (MIF) value valid only in conjunction with advanced probe response linearization calibration for the same communication system (same UID and version).



Complementary Cumulative Distribution Function (CCDF)



Frequency Domain



Time Domain

**Calibration Laboratory of
Schmid & Partner
Engineering AG**
Zeughausstrasse 43, 8004 Zurich, Switzerland

Name: **5G NR (DFT-s-OFDM, 50% RB, 20 MHz, QPSK, 15 kHz)**

Group: 5G NR FR1 FDD
UID: 10939-AAC

PAR: ¹ **5.82 dB**
MIF: ² **-18.65 dB**

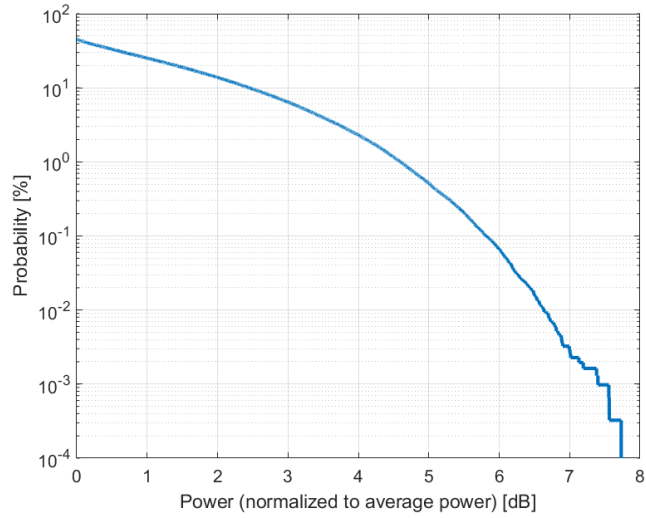
Standard Reference: SPEAG
Category: Random amplitude modulation
Modulation: QPSK
Frequency Band: Band n2 (1850 - 1910 MHz)
Band n5 (824 - 849 MHz)
Band n25 (1850 - 1915 MHz)
Band n66 (1710 - 1780 MHz)
Band n71 (663 - 698 MHz)
Band n1 (1920 - 1980 MHz)
Band n3 (1710 - 1785 MHz)
Band n7 (2500 - 2570 MHz)
Band n8 (880 - 915 MHz)
Band n20 (832 - 862 MHz)
Band n26 (814 - 849 MHz)
Band n28 (703 - 748 MHz)
Band n65 (1920 - 2010 MHz)
Band n74 (1427 - 1470 MHz)
Band n92 (832 - 862 MHz)
Band n94 (880 - 915 MHz)
Band n80 (1710 - 1785 MHz)
Band n81 (880 - 915 MHz)
Band n82 (832 - 862 MHz)
Band n83 (703 - 748 MHz)
Band n84 (1920 - 1980 MHz)
Band n86 (1710 - 1780 MHz)
Band n89 (824 - 849 MHz)
Band n97 (2300 - 2400 MHz)
Band n98 (1880 - 1920 MHz)
Validation band (0.0 - 6000.0 MHz)

Detailed Specification: Multiplexing Scheme: DFT-s-OFDM
Modulation Scheme: QPSK
Subcarrier Spacing: 15 kHz
Number RBs: 1
Data Type: PN9

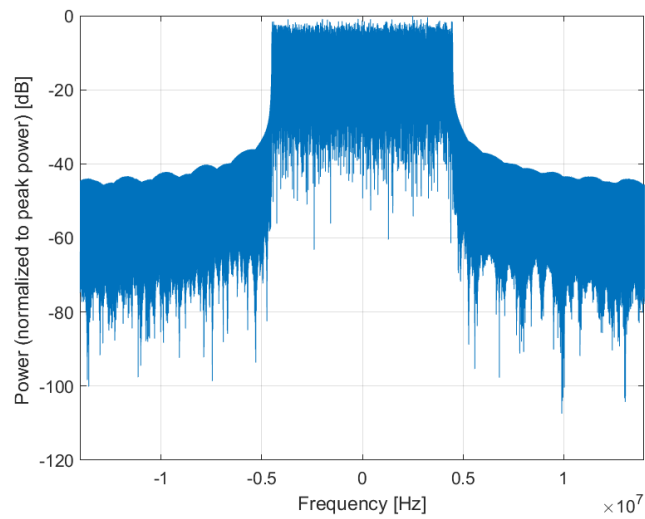
Bandwidth: 20.0 MHz
Integration Time: 10.0 ms

¹ PAR (0.1%) in accordance with FCC KDB 971168, Section 6.0 "Measurement of the Peak-to-Average Power Ratio (PAPR)"

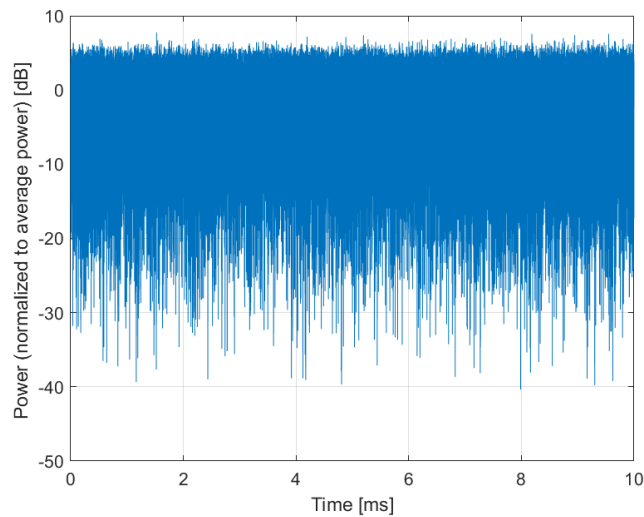
² Modulation Interference Factor (MIF) value valid only in conjunction with advanced probe response linearization calibration for the same communication system (same UID and version).



Complementary Cumulative Distribution Function (CCDF)



Frequency Domain



Time Domain

**Calibration Laboratory of
Schmid & Partner
Engineering AG**
Zeughausstrasse 43, 8004 Zurich, Switzerland

Name: **5G NR (DFT-s-OFDM, 50% RB, 25 MHz, QPSK, 15 kHz)**

Group: 5G NR FR1 FDD
UID: 10940-AAC

PAR: ¹ **5.89 dB**
MIF: ² **-18.65 dB**

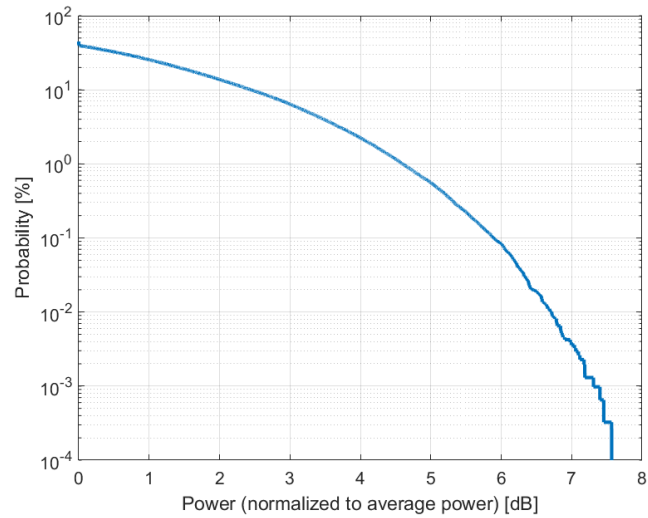
Standard Reference: SPEAG
Category: Random amplitude modulation
Modulation: QPSK
Frequency Band: Band n25 (1850 - 1915 MHz)
Band n66 (1710 - 1780 MHz)
Band n1 (1920 - 1980 MHz)
Band n3 (1710 - 1785 MHz)
Band n7 (2500 - 2570 MHz)
Band n80 (1710 - 1785 MHz)
Band n97 (2300 - 2400 MHz)
Band n98 (1880 - 1920 MHz)
Validation band (0.0 - 6000.0 MHz)

Detailed Specification: Multiplexing Scheme: DFT-s-OFDM
Modulation Scheme: QPSK
Subcarrier Spacing: 15 kHz
Number RBs: 1
Data Type: PN9

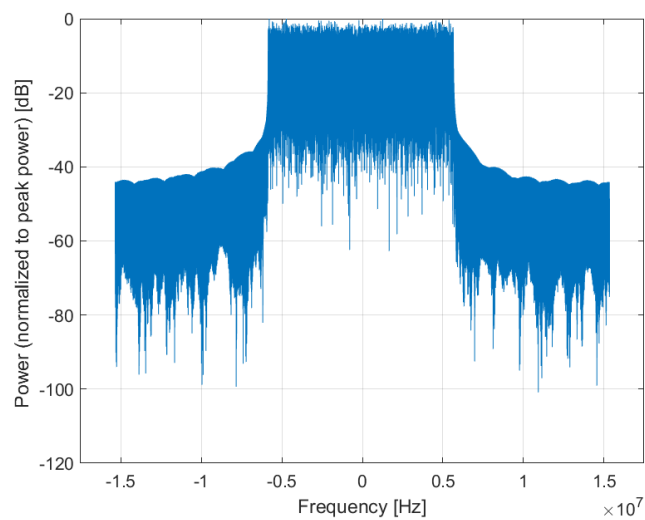
Bandwidth: 25.0 MHz
Integration Time: 10.0 ms

¹ PAR (0.1%) in accordance with FCC KDB 971168, Section 6.0 "Measurement of the Peak-to-Average Power Ratio (PAPR)"

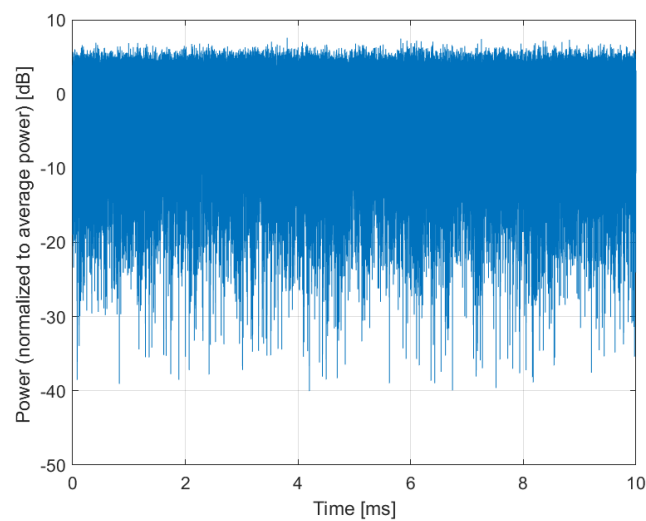
² Modulation Interference Factor (MIF) value valid only in conjunction with advanced probe response linearization calibration for the same communication system (same UID and version).



Complementary Cumulative Distribution Function (CCDF)



Frequency Domain



Time Domain

**Calibration Laboratory of
Schmid & Partner
Engineering AG**
Zeughausstrasse 43, 8004 Zurich, Switzerland

Name: **5G NR (DFT-s-OFDM, 50% RB, 30 MHz, QPSK, 15 kHz)**

Group: 5G NR FR1 FDD
UID: 10941-AAC

PAR: ¹ **5.83 dB**
MIF: ² **-18.66 dB**

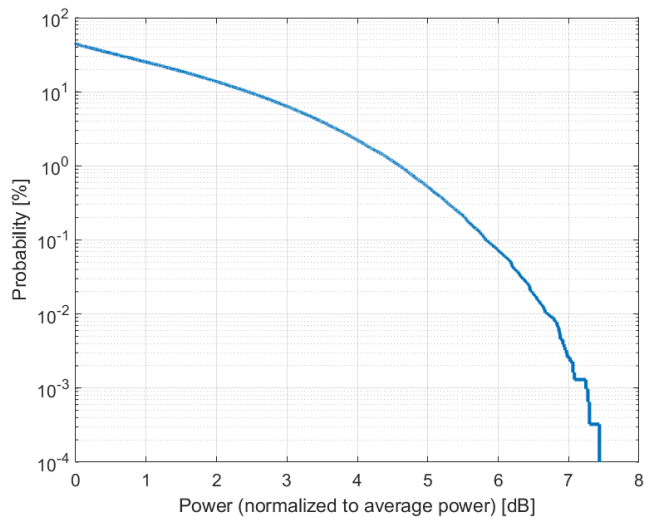
Standard Reference: SPEAG
Category: Random amplitude modulation
Modulation: QPSK
Frequency Band: Band n25 (1850 - 1915 MHz)
Band n66 (1710 - 1780 MHz)
Band n1 (1920 - 1980 MHz)
Band n3 (1710 - 1785 MHz)
Band n7 (2500 - 2570 MHz)
Band n28 (703 - 748 MHz)
Band n80 (1710 - 1785 MHz)
Band n97 (2300 - 2400 MHz)
Band n98 (1880 - 1920 MHz)
Validation band (0.0 - 6000.0 MHz)

Detailed Specification: Multiplexing Scheme: DFT-s-OFDM
Modulation Scheme: QPSK
Subcarrier Spacing: 15 kHz
Number RBs: 1
Data Type: PN9

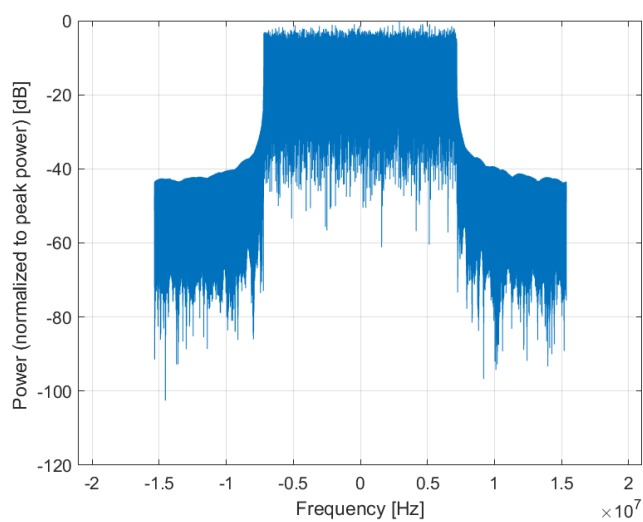
Bandwidth: 30.0 MHz
Integration Time: 10.0 ms

¹ PAR (0.1%) in accordance with FCC KDB 971168, Section 6.0 "Measurement of the Peak-to-Average Power Ratio (PAPR)"

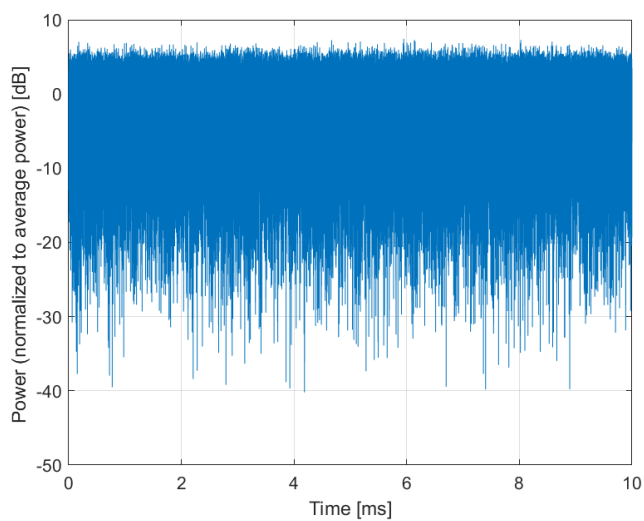
² Modulation Interference Factor (MIF) value valid only in conjunction with advanced probe response linearization calibration for the same communication system (same UID and version).



Complementary Cumulative Distribution Function (CCDF)



Frequency Domain



Time Domain

**Calibration Laboratory of
Schmid & Partner
Engineering AG**
Zeughausstrasse 43, 8004 Zurich, Switzerland

Name: **5G NR (DFT-s-OFDM, 50% RB, 40 MHz, QPSK, 15 kHz)**

Group: 5G NR FR1 FDD
UID: 10942-AAC

PAR: ¹ **5.85 dB**
MIF: ² **-18.71 dB**

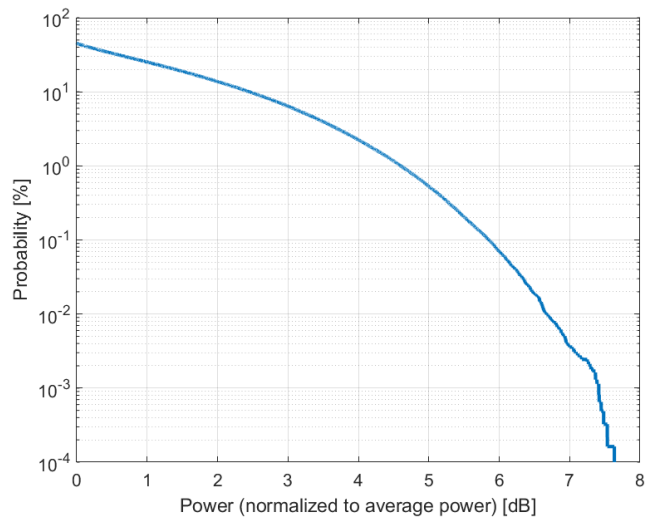
Standard Reference: SPEAG
Category: Random amplitude modulation
Modulation: QPSK
Frequency Band: Band n25 (1850 - 1915 MHz)
Band n66 (1710 - 1780 MHz)
Band n1 (1920 - 1980 MHz)
Band n3 (1710 - 1785 MHz)
Band n7 (2500 - 2570 MHz)
Band n86 (1710 - 1780 MHz)
Band n97 (2300 - 2400 MHz)
Band n98 (1880 - 1920 MHz)
Validation band (0.0 - 6000.0 MHz)

Detailed Specification: Multiplexing Scheme: DFT-s-OFDM
Modulation Scheme: QPSK
Subcarrier Spacing: 15 kHz
Number RBs: 1
Data Type: PN9

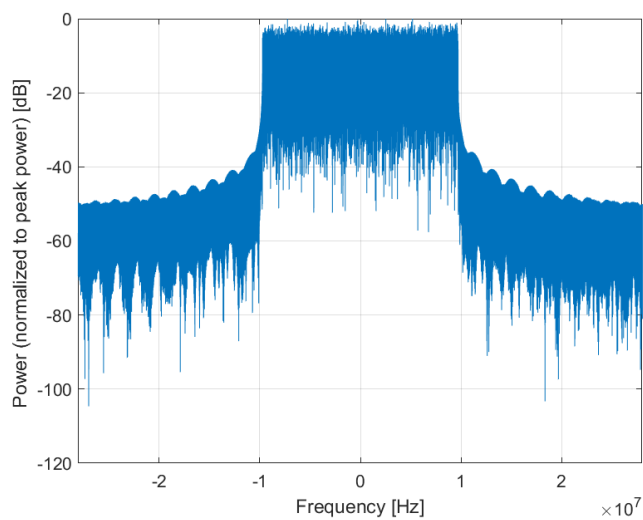
Bandwidth: 40.0 MHz
Integration Time: 10.0 ms

¹ PAR (0.1%) in accordance with FCC KDB 971168, Section 6.0 "Measurement of the Peak-to-Average Power Ratio (PAPR)"

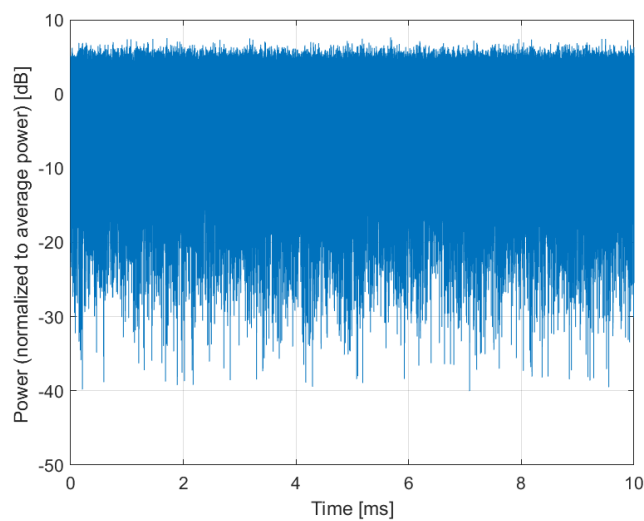
² Modulation Interference Factor (MIF) value valid only in conjunction with advanced probe response linearization calibration for the same communication system (same UID and version).



Complementary Cumulative Distribution Function (CCDF)



Frequency Domain



Time Domain

**Calibration Laboratory of
Schmid & Partner
Engineering AG**
Zeughausstrasse 43, 8004 Zurich, Switzerland

Name: **5G NR (DFT-s-OFDM, 50% RB, 50 MHz, QPSK, 15 kHz)**

Group: 5G NR FR1 FDD
UID: 10943-AAD

PAR: ¹ **5.95 dB**
MIF: ² **-18.52 dB**

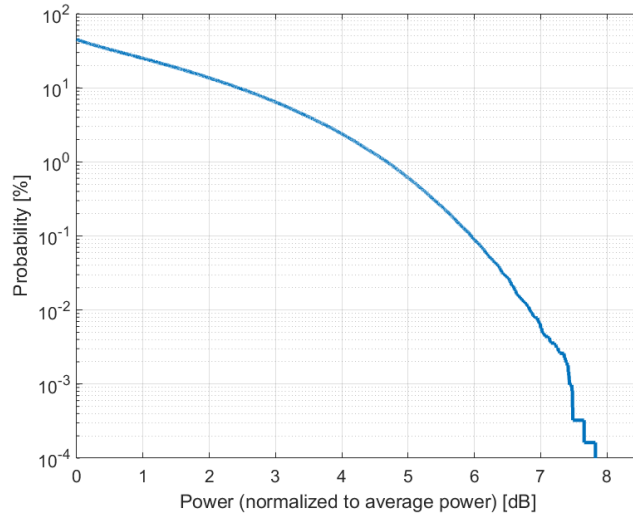
Standard Reference: SPEAG
Category: Random amplitude modulation
Modulation: QPSK
Frequency Band: Band n1 (1920 - 1980 MHz)
Band n7 (2500 - 2570 MHz)
Band n65 (1920 - 2010 MHz)
Band n97 (2300 - 2400 MHz)
Validation band (0.0 - 6000.0 MHz)

Detailed Specification: Multiplexing Scheme: DFT-s-OFDM
Modulation Scheme: QPSK
Subcarrier Spacing: 15 kHz
Number RBs: 1
Data Type: PN9

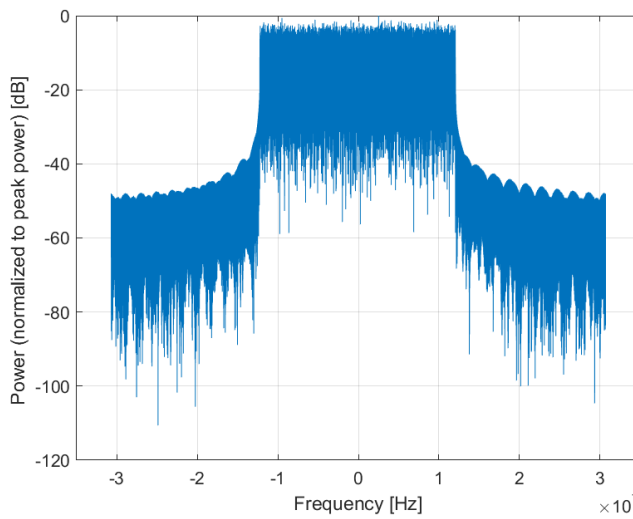
Bandwidth: 50.0 MHz
Integration Time: 10.0 ms

¹ PAR (0.1%) in accordance with FCC KDB 971168, Section 6.0 "Measurement of the Peak-to-Average Power Ratio (PAPR)"

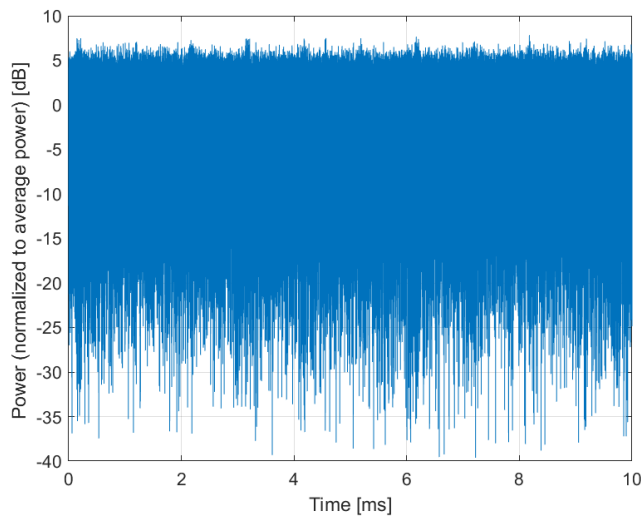
² Modulation Interference Factor (MIF) value valid only in conjunction with advanced probe response linearization calibration for the same communication system (same UID and version).



Complementary Cumulative Distribution Function (CCDF)



Frequency Domain



Time Domain

**Calibration Laboratory of
Schmid & Partner
Engineering AG**
Zeughausstrasse 43, 8004 Zurich, Switzerland

Name: **5G NR (DFT-s-OFDM, 100% RB, 5 MHz, QPSK, 15 kHz)**

Group: 5G NR FR1 FDD
UID: 10944-AAC

PAR: ¹ **5.81 dB**
MIF: ² **-18.38 dB**

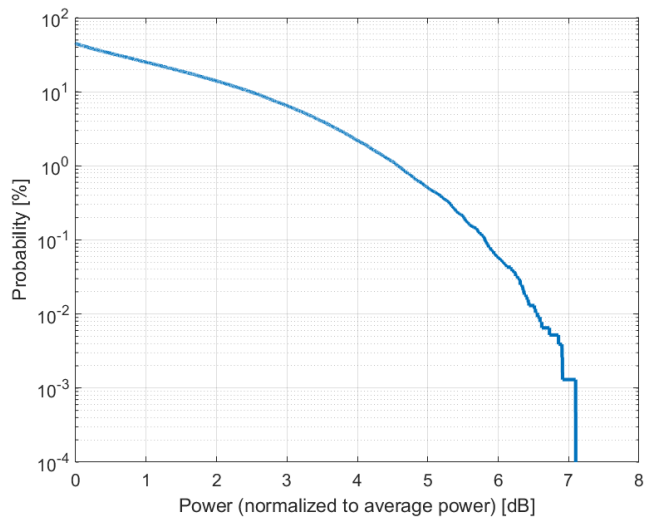
Standard Reference: SPEAG
Category: Random amplitude modulation
Modulation: QPSK
Frequency Band: Band n2 (1850 - 1910 MHz)
Band n5 (824 - 849 MHz)
Band n25 (1850 - 1915 MHz)
Band n66 (1710 - 1780 MHz)
Band n71 (663 - 698 MHz)
Band n1 (1920 - 1980 MHz)
Band n3 (1710 - 1785 MHz)
Band n7 (2500 - 2570 MHz)
Band n8 (880 - 915 MHz)
Band n12 (699 - 716 MHz)
Band n14 (788 - 798 MHz)
Band n18 (815 - 830 MHz)
Band n20 (832 - 862 MHz)
Band n26 (814 - 849 MHz)
Band n28 (703 - 748 MHz)
Band n30 (2305 - 2315 MHz)
Band n65 (1920 - 2010 MHz)
Band n70 (1695 - 1710 MHz)
Band n74 (1427 - 1470 MHz)
Band n91 (832 - 862 MHz)
Band n92 (832 - 862 MHz)
Band n93 (880 - 915 MHz)
Band n94 (880 - 915 MHz)
Band n80 (1710 - 1785 MHz)
Band n81 (880 - 915 MHz)
Band n82 (832 - 862 MHz)
Band n83 (703 - 748 MHz)
Band n84 (1920 - 1980 MHz)
Band n86 (1710 - 1780 MHz)
Band n89 (824 - 849 MHz)
Band n95 (2010 - 2025 MHz)
Band n24 (1626.5 - 1660.5 MHz)
Band n97 (2300 - 2400 MHz)
Band n98 (1880 - 1920 MHz)
Band n99 (1626.5 - 1660.5 MHz)
Validation band (0.0 - 6000.0 MHz)

Detailed Specification: Multiplexing Scheme: DFT-s-OFDM
Modulation Scheme: QPSK
Subcarrier Spacing: 15 kHz
Number RBs: 1
Data Type: PN9

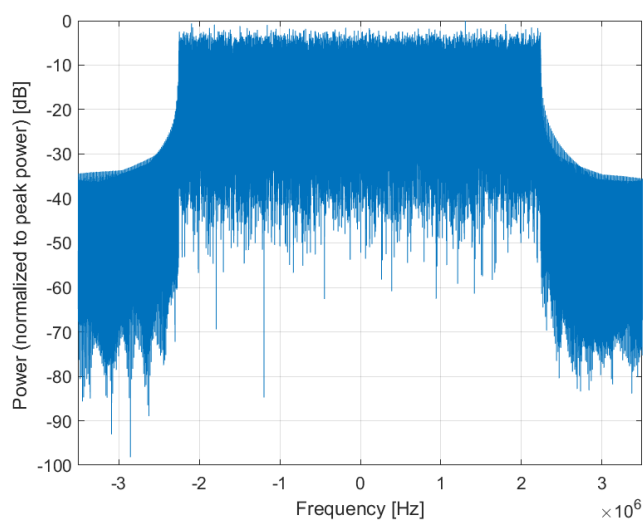
Bandwidth: 5.0 MHz
Integration Time: 10.0 ms

¹ PAR (0.1%) in accordance with FCC KDB 971168, Section 6.0 "Measurement of the Peak-to-Average Power Ratio (PAPR)"

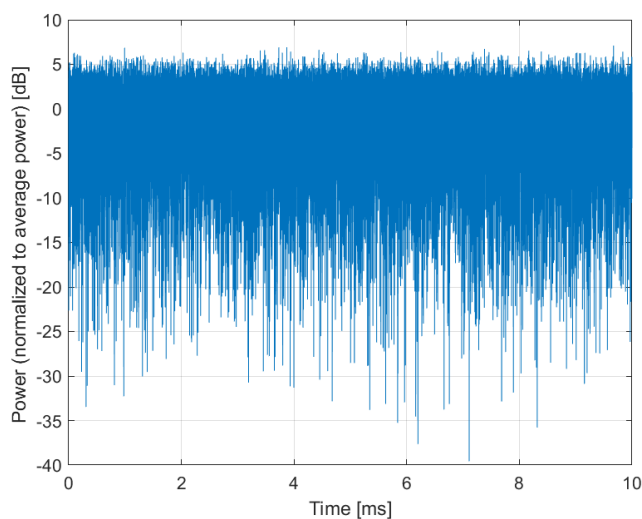
² Modulation Interference Factor (MIF) value valid only in conjunction with advanced probe response linearization calibration for the same communication system (same UID and version).



Complementary Cumulative Distribution Function (CCDF)



Frequency Domain



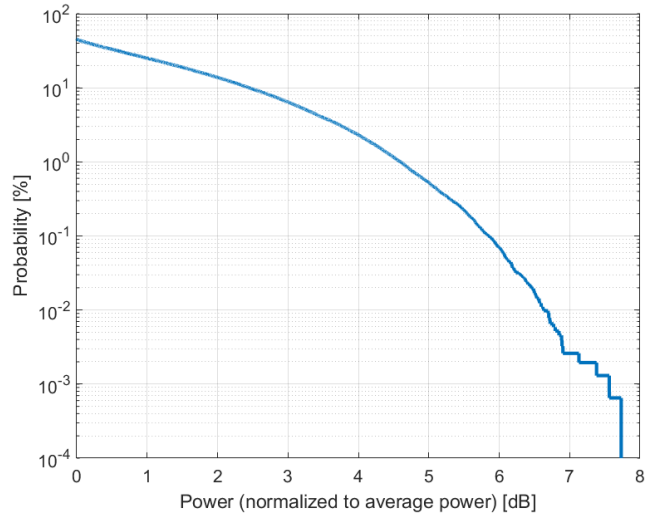
Time Domain

**Calibration Laboratory of
Schmid & Partner
Engineering AG**
Zeughausstrasse 43, 8004 Zurich, Switzerland

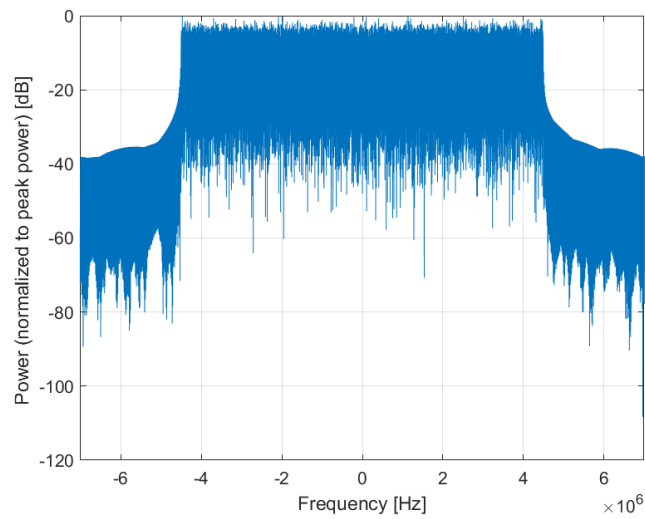
Name:	5G NR (DFT-s-OFDM, 100% RB, 10 MHz, QPSK, 15 kHz)
Group:	5G NR FR1 FDD
UID:	10945-AAC
PAR: ¹	5.85 dB
MIF: ²	-18.65 dB
Standard Reference:	SPEAG
Category:	Random amplitude modulation
Modulation:	QPSK
Frequency Band:	Band n2 (1850 - 1910 MHz) Band n5 (824 - 849 MHz) Band n25 (1850 - 1915 MHz) Band n66 (1710 - 1780 MHz) Band n71 (663 - 698 MHz) Band n1 (1920 - 1980 MHz) Band n3 (1710 - 1785 MHz) Band n7 (2500 - 2570 MHz) Band n8 (880 - 915 MHz) Band n12 (699 - 716 MHz) Band n14 (788 - 798 MHz) Band n18 (815 - 830 MHz) Band n20 (832 - 862 MHz) Band n26 (814 - 849 MHz) Band n28 (703 - 748 MHz) Band n30 (2305 - 2315 MHz) Band n65 (1920 - 2010 MHz) Band n70 (1695 - 1710 MHz) Band n74 (1427 - 1470 MHz) Band n91 (832 - 862 MHz) Band n92 (832 - 862 MHz) Band n93 (880 - 915 MHz) Band n94 (880 - 915 MHz) Band n80 (1710 - 1785 MHz) Band n81 (880 - 915 MHz) Band n82 (832 - 862 MHz) Band n83 (703 - 748 MHz) Band n84 (1920 - 1980 MHz) Band n86 (1710 - 1780 MHz) Band n89 (824 - 849 MHz) Band n95 (2010 - 2025 MHz) Band n24 (1626.5 - 1660.5 MHz) Band n97 (2300 - 2400 MHz) Band n98 (1880 - 1920 MHz) Band n99 (1626.5 - 1660.5 MHz) Validation band (0.0 - 6000.0 MHz)
Detailed Specification:	Multiplexing Scheme: DFT-s-OFDM Modulation Scheme: QPSK Subcarrier Spacing: 15 kHz Number RBs: 1 Data Type: PN9
Bandwidth:	10.0 MHz
Integration Time:	10.0 ms

¹ PAR (0.1%) in accordance with FCC KDB 971168, Section 6.0 "Measurement of the Peak-to-Average Power Ratio (PAPR)"

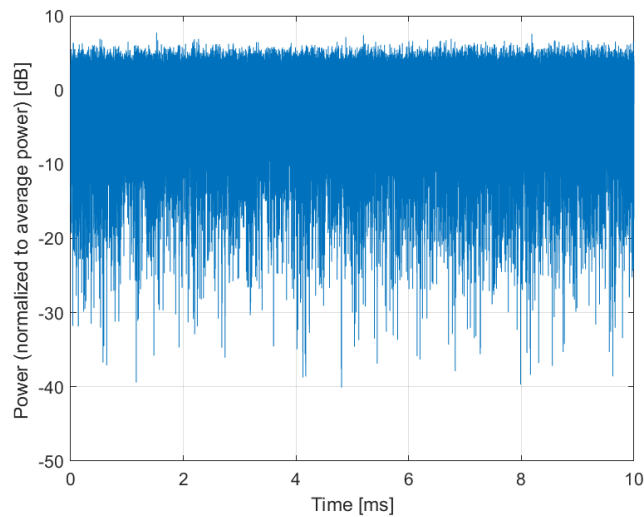
² Modulation Interference Factor (MIF) value valid only in conjunction with advanced probe response linearization calibration for the same communication system (same UID and version).



Complementary Cumulative Distribution Function (CCDF)



Frequency Domain



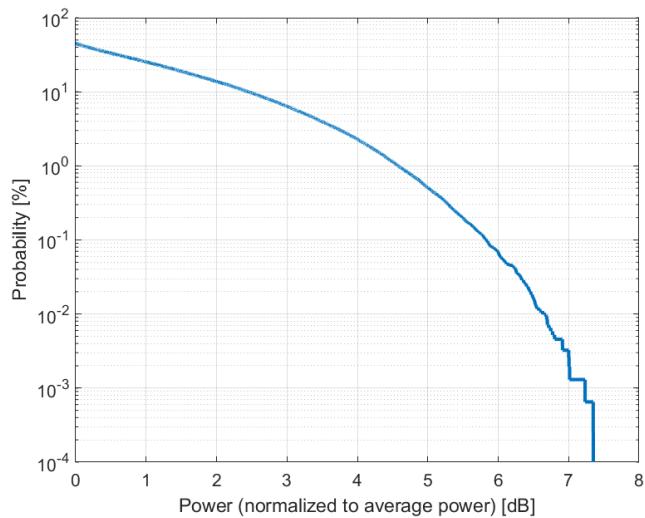
Time Domain

**Calibration Laboratory of
Schmid & Partner
Engineering AG**
Zeughausstrasse 43, 8004 Zurich, Switzerland

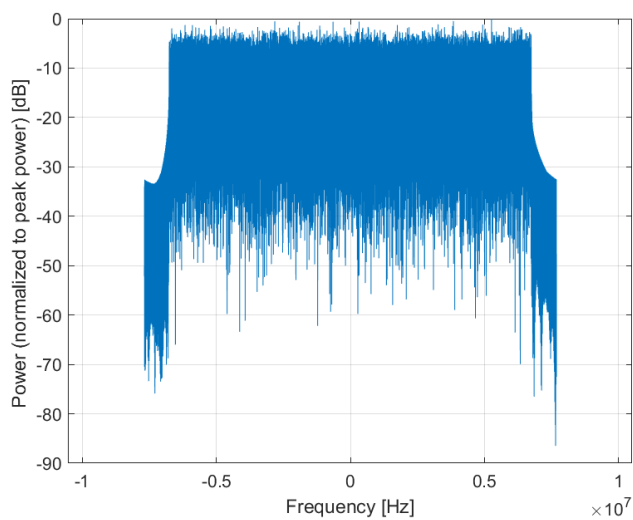
Name:	5G NR (DFT-s-OFDM, 100% RB, 15 MHz, QPSK, 15 kHz)
Group:	5G NR FR1 FDD
UID:	10946-AAC
PAR: ¹	5.83 dB
MIF: ²	-18.70 dB
Standard Reference:	SPEAG
Category:	Random amplitude modulation
Modulation:	QPSK
Frequency Band:	Band n2 (1850 - 1910 MHz) Band n5 (824 - 849 MHz) Band n25 (1850 - 1915 MHz) Band n66 (1710 - 1780 MHz) Band n71 (663 - 698 MHz) Band n1 (1920 - 1980 MHz) Band n3 (1710 - 1785 MHz) Band n7 (2500 - 2570 MHz) Band n8 (880 - 915 MHz) Band n12 (699 - 716 MHz) Band n18 (815 - 830 MHz) Band n20 (832 - 862 MHz) Band n26 (814 - 849 MHz) Band n28 (703 - 748 MHz) Band n65 (1920 - 2010 MHz) Band n70 (1695 - 1710 MHz) Band n74 (1427 - 1470 MHz) Band n92 (832 - 862 MHz) Band n94 (880 - 915 MHz) Band n80 (1710 - 1785 MHz) Band n81 (880 - 915 MHz) Band n82 (832 - 862 MHz) Band n83 (703 - 748 MHz) Band n84 (1920 - 1980 MHz) Band n86 (1710 - 1780 MHz) Band n89 (824 - 849 MHz) Band n95 (2010 - 2025 MHz) Band n97 (2300 - 2400 MHz) Band n98 (1880 - 1920 MHz) Validation band (0.0 - 6000.0 MHz)
Detailed Specification:	Multiplexing Scheme: DFT-s-OFDM Modulation Scheme: QPSK Subcarrier Spacing: 15 kHz Number RBs: 1 Data Type: PN9
Bandwidth:	15.0 MHz
Integration Time:	10.0 ms

¹ PAR (0.1%) in accordance with FCC KDB 971168, Section 6.0 "Measurement of the Peak-to-Average Power Ratio (PAPR)"

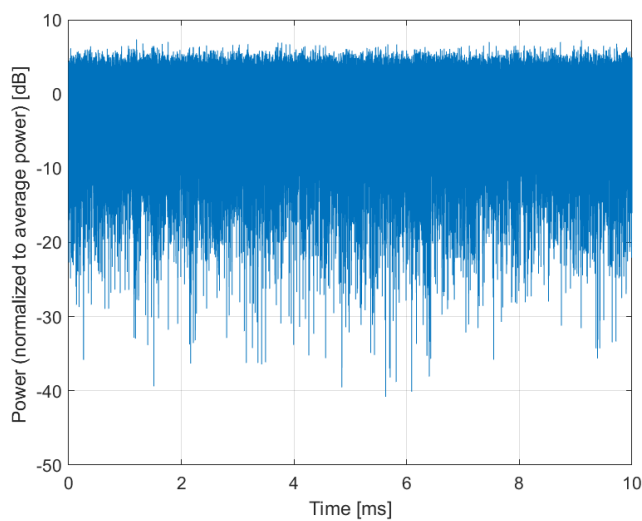
² Modulation Interference Factor (MIF) value valid only in conjunction with advanced probe response linearization calibration for the same communication system (same UID and version).



Complementary Cumulative Distribution Function (CCDF)



Frequency Domain



Time Domain

**Calibration Laboratory of
Schmid & Partner
Engineering AG**
Zeughausstrasse 43, 8004 Zurich, Switzerland

Name: **5G NR (DFT-s-OFDM, 100% RB, 20 MHz, QPSK, 15 kHz)**

Group: 5G NR FR1 FDD
UID: 10947-AAC

PAR: ¹ **5.87 dB**
MIF: ² **-18.60 dB**

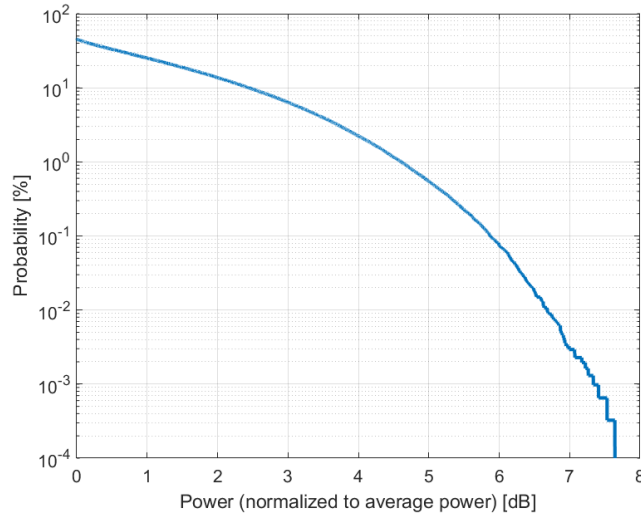
Standard Reference: SPEAG
Category: Random amplitude modulation
Modulation: QPSK
Frequency Band: Band n2 (1850 - 1910 MHz)
Band n5 (824 - 849 MHz)
Band n25 (1850 - 1915 MHz)
Band n66 (1710 - 1780 MHz)
Band n71 (663 - 698 MHz)
Band n1 (1920 - 1980 MHz)
Band n3 (1710 - 1785 MHz)
Band n7 (2500 - 2570 MHz)
Band n8 (880 - 915 MHz)
Band n20 (832 - 862 MHz)
Band n26 (814 - 849 MHz)
Band n28 (703 - 748 MHz)
Band n65 (1920 - 2010 MHz)
Band n74 (1427 - 1470 MHz)
Band n92 (832 - 862 MHz)
Band n94 (880 - 915 MHz)
Band n80 (1710 - 1785 MHz)
Band n81 (880 - 915 MHz)
Band n82 (832 - 862 MHz)
Band n83 (703 - 748 MHz)
Band n84 (1920 - 1980 MHz)
Band n86 (1710 - 1780 MHz)
Band n89 (824 - 849 MHz)
Band n97 (2300 - 2400 MHz)
Band n98 (1880 - 1920 MHz)
Validation band (0.0 - 6000.0 MHz)

Detailed Specification: Multiplexing Scheme: DFT-s-OFDM
Modulation Scheme: QPSK
Subcarrier Spacing: 15 kHz
Number RBs: 1
Data Type: PN9

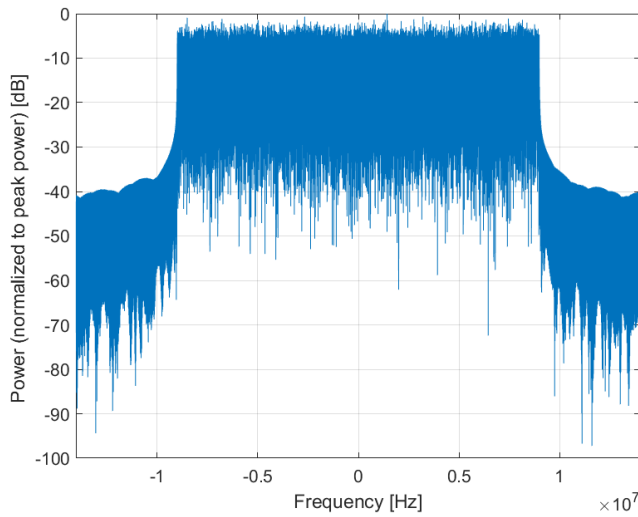
Bandwidth: 20.0 MHz
Integration Time: 10.0 ms

¹ PAR (0.1%) in accordance with FCC KDB 971168, Section 6.0 "Measurement of the Peak-to-Average Power Ratio (PAPR)"

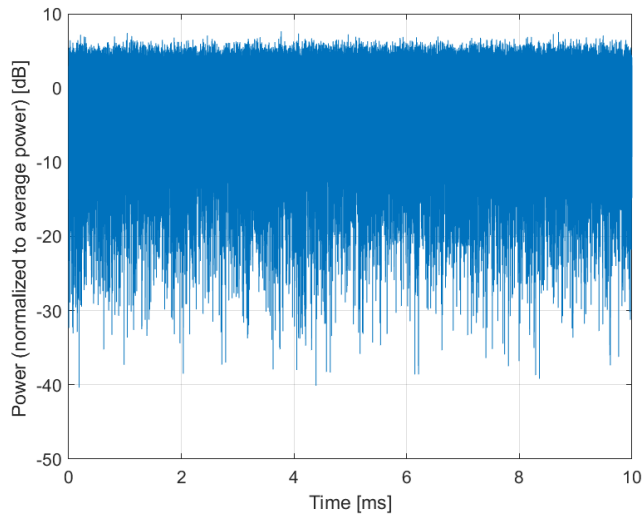
² Modulation Interference Factor (MIF) value valid only in conjunction with advanced probe response linearization calibration for the same communication system (same UID and version).



Complementary Cumulative Distribution Function (CCDF)



Frequency Domain



Time Domain

**Calibration Laboratory of
Schmid & Partner
Engineering AG**
Zeughausstrasse 43, 8004 Zurich, Switzerland

Name: **5G NR (DFT-s-OFDM, 100% RB, 25 MHz, QPSK, 15 kHz)**

Group: 5G NR FR1 FDD
UID: 10948-AAC

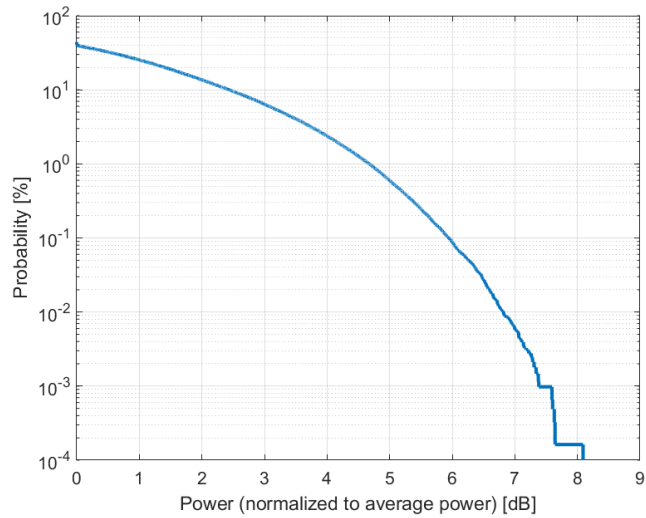
PAR: ¹ **5.94 dB**
MIF: ² **-18.50 dB**

Standard Reference: SPEAG
Category: Random amplitude modulation
Modulation: QPSK
Frequency Band: Band n25 (1850 - 1915 MHz)
Band n66 (1710 - 1780 MHz)
Band n1 (1920 - 1980 MHz)
Band n3 (1710 - 1785 MHz)
Band n7 (2500 - 2570 MHz)
Band n80 (1710 - 1785 MHz)
Band n97 (2300 - 2400 MHz)
Band n98 (1880 - 1920 MHz)
Validation band (0.0 - 6000.0 MHz)

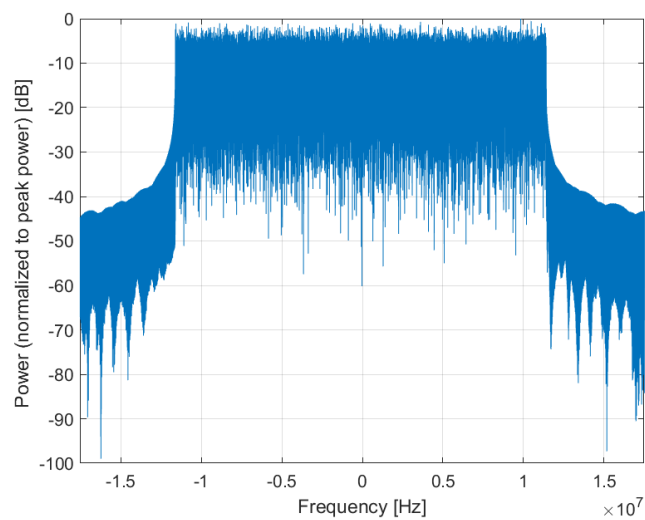
Detailed Specification: Multiplexing Scheme: DFT-s-OFDM
Modulation Scheme: QPSK
Subcarrier Spacing: 15 kHz
Number RBs: 1
Data Type: PN9

Bandwidth: 25.0 MHz
Integration Time: 10.0 ms

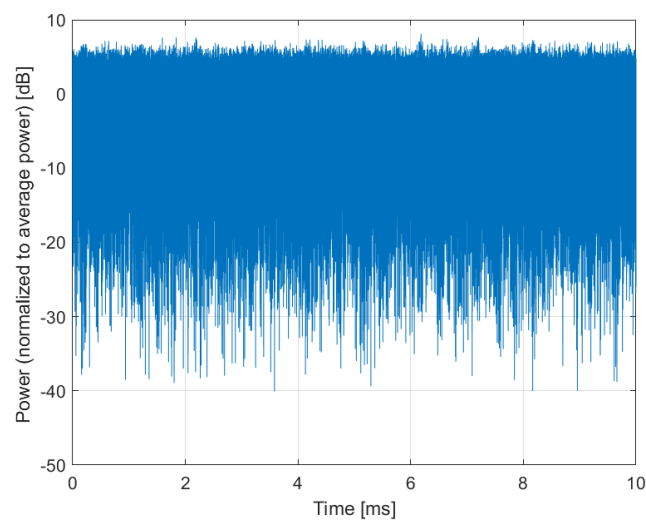
¹ PAR (0.1%) in accordance with FCC KDB 971168, Section 6.0 "Measurement of the Peak-to-Average Power Ratio (PAPR)"
² Modulation Interference Factor (MIF) value valid only in conjunction with advanced probe response linearization calibration for the same communication system (same UID and version).



Complementary Cumulative Distribution Function (CCDF)



Frequency Domain



Time Domain

**Calibration Laboratory of
Schmid & Partner
Engineering AG**
Zeughausstrasse 43, 8004 Zurich, Switzerland

Name: **5G NR (DFT-s-OFDM, 100% RB, 30 MHz, QPSK, 15 kHz)**

Group: 5G NR FR1 FDD
UID: 10949-AAC

PAR: ¹ **5.87 dB**
MIF: ² **-18.85 dB**

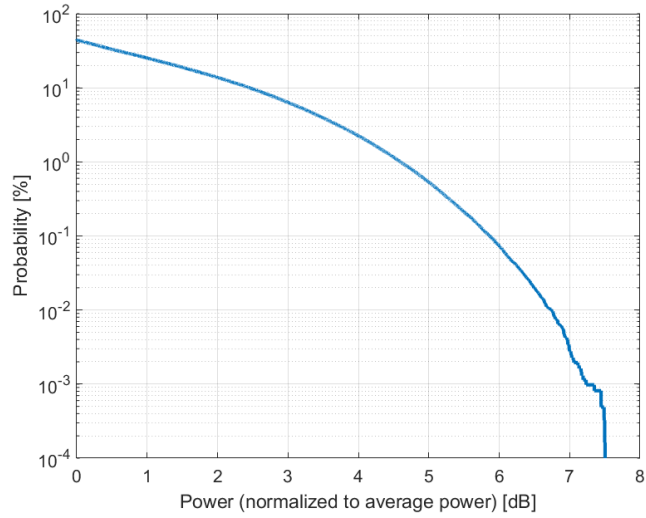
Standard Reference: SPEAG
Category: Random amplitude modulation
Modulation: QPSK
Frequency Band: Band n25 (1850 - 1915 MHz)
Band n66 (1710 - 1780 MHz)
Band n1 (1920 - 1980 MHz)
Band n3 (1710 - 1785 MHz)
Band n7 (2500 - 2570 MHz)
Band n28 (703 - 748 MHz)
Band n80 (1710 - 1785 MHz)
Band n97 (2300 - 2400 MHz)
Band n98 (1880 - 1920 MHz)
Validation band (0.0 - 6000.0 MHz)

Detailed Specification: Multiplexing Scheme: DFT-s-OFDM
Modulation Scheme: QPSK
Subcarrier Spacing: 15 kHz
Number RBs: 1
Data Type: PN9

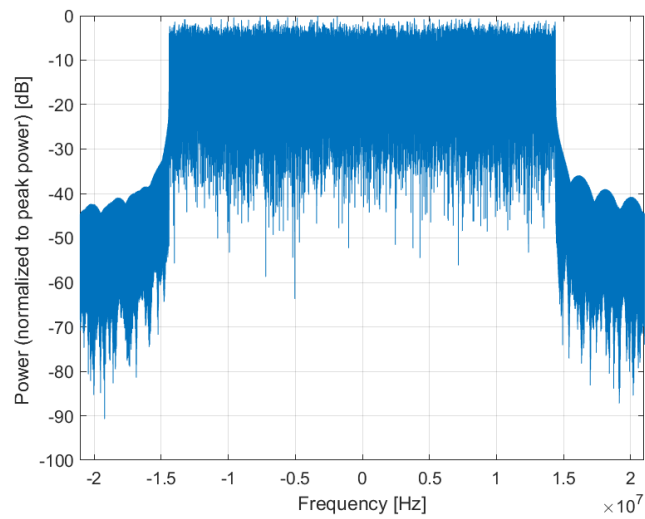
Bandwidth: 30.0 MHz
Integration Time: 10.0 ms

¹ PAR (0.1%) in accordance with FCC KDB 971168, Section 6.0 "Measurement of the Peak-to-Average Power Ratio (PAPR)"

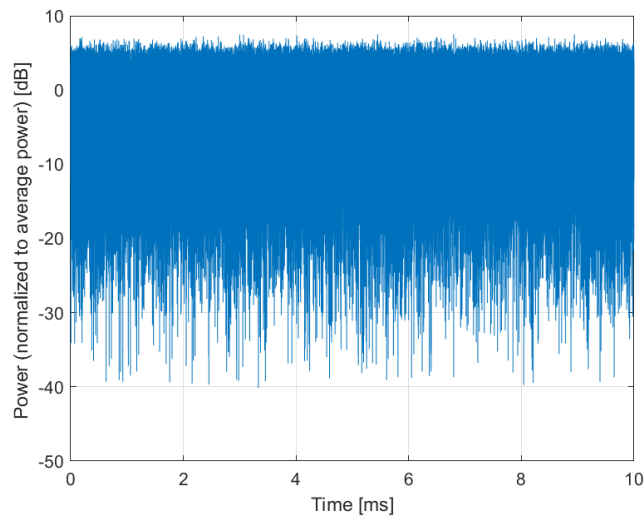
² Modulation Interference Factor (MIF) value valid only in conjunction with advanced probe response linearization calibration for the same communication system (same UID and version).



Complementary Cumulative Distribution Function (CCDF)



Frequency Domain



Time Domain

**Calibration Laboratory of
Schmid & Partner
Engineering AG**
Zeughausstrasse 43, 8004 Zurich, Switzerland

Name: **5G NR (DFT-s-OFDM, 100% RB, 40 MHz, QPSK, 15 kHz)**

Group: 5G NR FR1 FDD
UID: 10950-AAC

PAR: ¹ **5.94 dB**
MIF: ² **-18.50 dB**

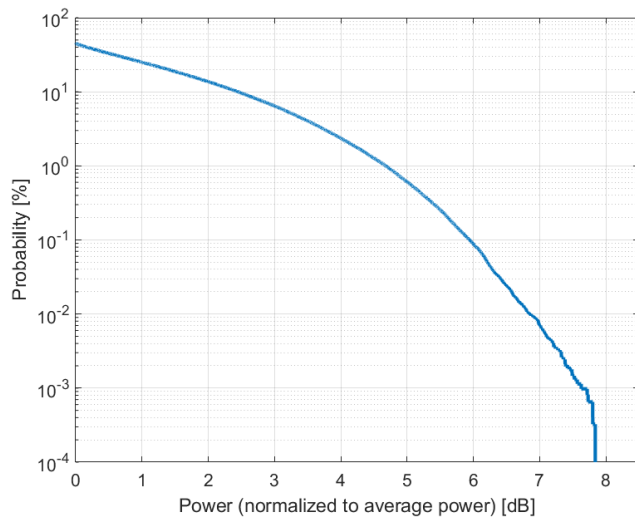
Standard Reference: SPEAG
Category: Random amplitude modulation
Modulation: QPSK
Frequency Band: Band n25 (1850 - 1915 MHz)
Band n66 (1710 - 1780 MHz)
Band n1 (1920 - 1980 MHz)
Band n3 (1710 - 1785 MHz)
Band n7 (2500 - 2570 MHz)
Band n86 (1710 - 1780 MHz)
Band n97 (2300 - 2400 MHz)
Band n98 (1880 - 1920 MHz)
Validation band (0.0 - 6000.0 MHz)

Detailed Specification: Multiplexing Scheme: DFT-s-OFDM
Modulation Scheme: QPSK
Subcarrier Spacing: 15 kHz
Number RBs: 1
Data Type: PN9

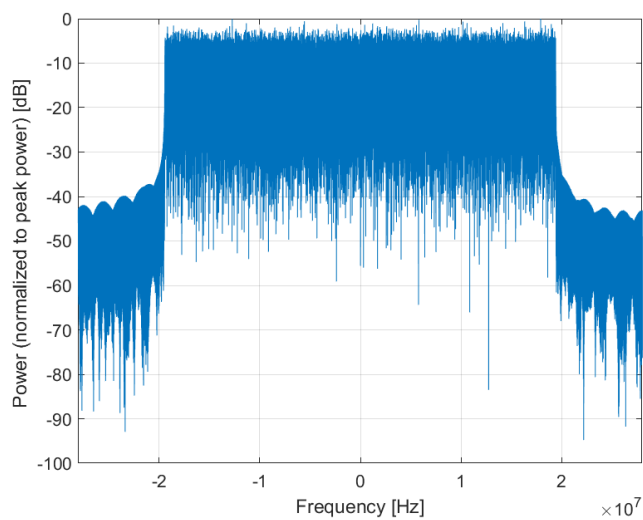
Bandwidth: 40.0 MHz
Integration Time: 10.0 ms

¹ PAR (0.1%) in accordance with FCC KDB 971168, Section 6.0 "Measurement of the Peak-to-Average Power Ratio (PAPR)"

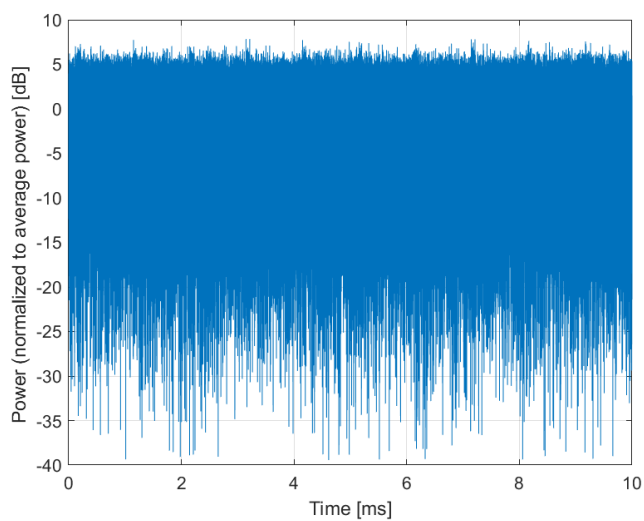
² Modulation Interference Factor (MIF) value valid only in conjunction with advanced probe response linearization calibration for the same communication system (same UID and version).



Complementary Cumulative Distribution Function (CCDF)



Frequency Domain



Time Domain

**Calibration Laboratory of
Schmid & Partner
Engineering AG**
Zeughausstrasse 43, 8004 Zurich, Switzerland

Name: **5G NR (DFT-s-OFDM, 100% RB, 50 MHz, QPSK, 15 kHz)**

Group: 5G NR FR1 FDD
UID: 10951-AAD

PAR: ¹ **5.92 dB**
MIF: ² **-18.56 dB**

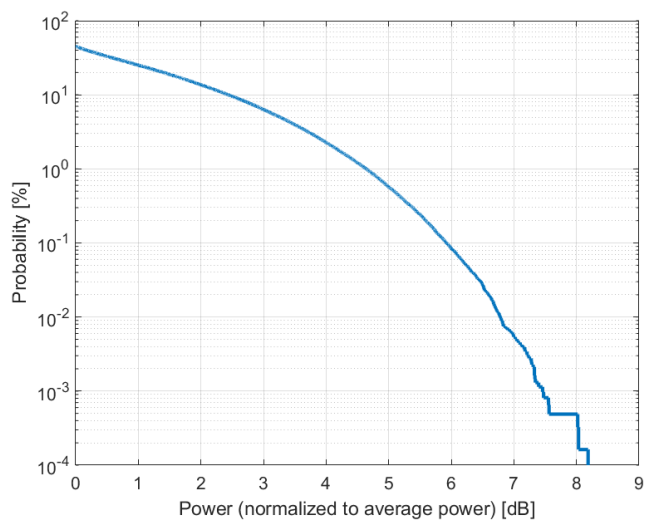
Standard Reference: SPEAG
Category: Random amplitude modulation
Modulation: QPSK
Frequency Band: Band n1 (1920 - 1980 MHz)
Band n7 (2500 - 2570 MHz)
Band n65 (1920 - 2010 MHz)
Band n97 (2300 - 2400 MHz)
Validation band (0.0 - 6000.0 MHz)

Detailed Specification: Multiplexing Scheme: DFT-s-OFDM
Modulation Scheme: QPSK
Subcarrier Spacing: 15 kHz
Number RBs: 1
Data Type: PN9

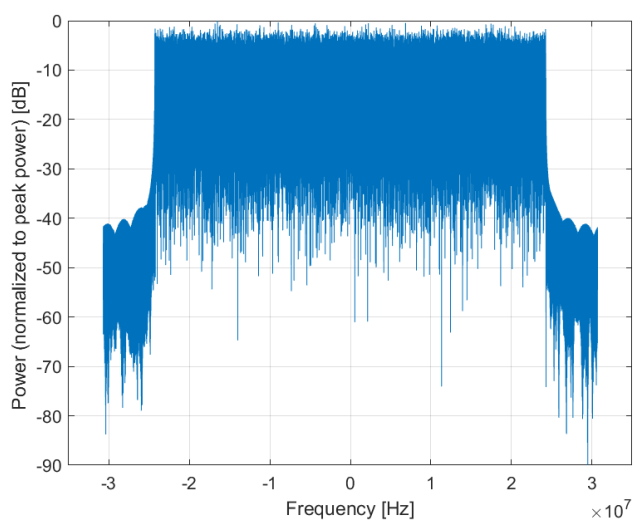
Bandwidth: 50.0 MHz
Integration Time: 10.0 ms

¹ PAR (0.1%) in accordance with FCC KDB 971168, Section 6.0 "Measurement of the Peak-to-Average Power Ratio (PAPR)"

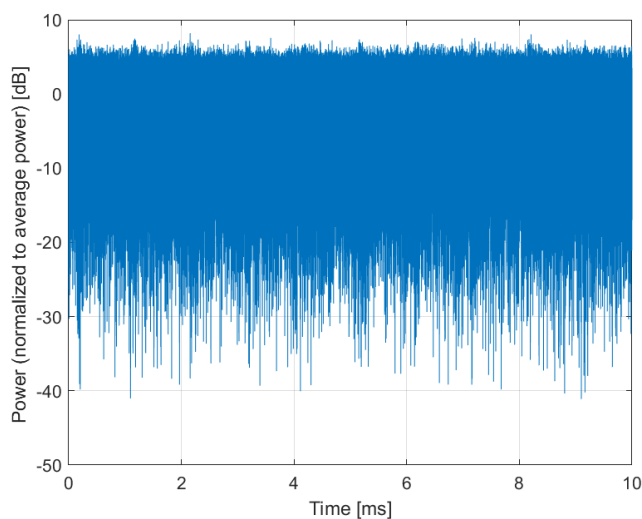
² Modulation Interference Factor (MIF) value valid only in conjunction with advanced probe response linearization calibration for the same communication system (same UID and version).



Complementary Cumulative Distribution Function (CCDF)



Frequency Domain



Time Domain

**Calibration Laboratory of
Schmid & Partner
Engineering AG**
Zeughausstrasse 43, 8004 Zurich, Switzerland

Name: **5G NR DL (CP-OFDM, TM 3.1, 5 MHz, 64-QAM, 15 kHz)**

Group: 5G NR FR1 FDD
UID: 10952-AAA

PAR: ¹ **8.25 dB**
MIF: ² **-16.10 dB**

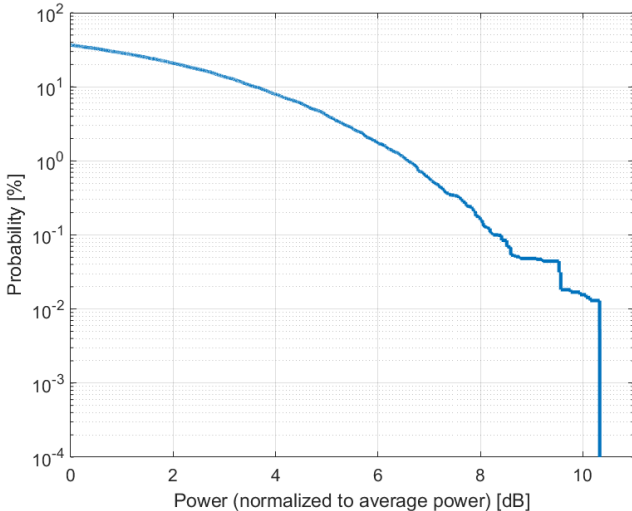
Standard Reference: SPEAG
Category: Random amplitude modulation
Modulation: 64-QAM
Frequency Band: Validation band (0.0 - 6000.0 MHz)

Detailed Specification: Multiplexing Scheme: CP-OFDM
Modulation Scheme: 64-QAM
Subcarrier Spacing: 15 kHz
Model: TM 3.1
Data Type: PN9

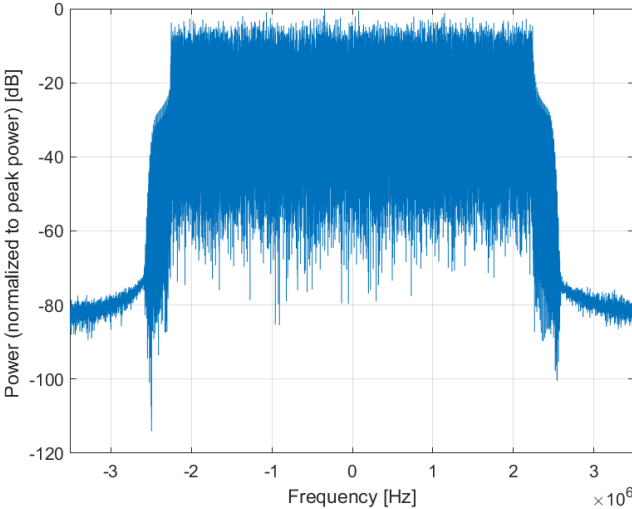
Bandwidth: 5.0 MHz
Integration Time: 10.0 ms

¹ PAR (0.1%) in accordance with FCC KDB 971168, Section 6.0 "Measurement of the Peak-to-Average Power Ratio (PAPR)"

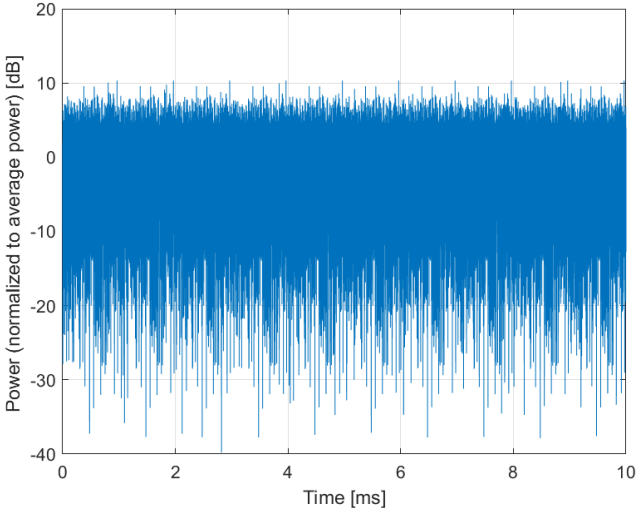
² Modulation Interference Factor (MIF) value valid only in conjunction with advanced probe response linearization calibration for the same communication system (same UID and version).



Complementary Cumulative Distribution Function (CCDF)



Frequency Domain



Time Domain

**Calibration Laboratory of
Schmid & Partner
Engineering AG**
Zeughausstrasse 43, 8004 Zurich, Switzerland

Name: **5G NR DL (CP-OFDM, TM 3.1, 10 MHz, 64-QAM, 15 kHz)**

Group: 5G NR FR1 FDD
UID: 10953-AAA

PAR: ¹ **8.15 dB**
MIF: ² **-18.27 dB**

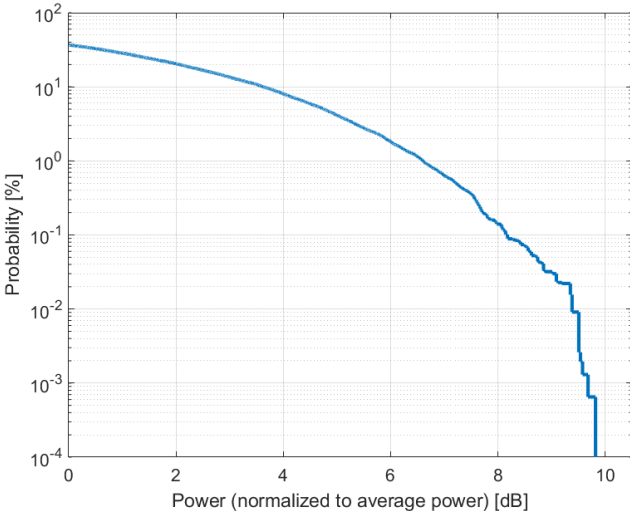
Standard Reference: SPEAG
Category: Random amplitude modulation
Modulation: 64-QAM
Frequency Band: Validation band (0.0 - 6000.0 MHz)

Detailed Specification: Multiplexing Scheme: CP-OFDM
Modulation Scheme: 64-QAM
Subcarrier Spacing: 15 kHz
Model: TM 3.1
Data Type: PN9

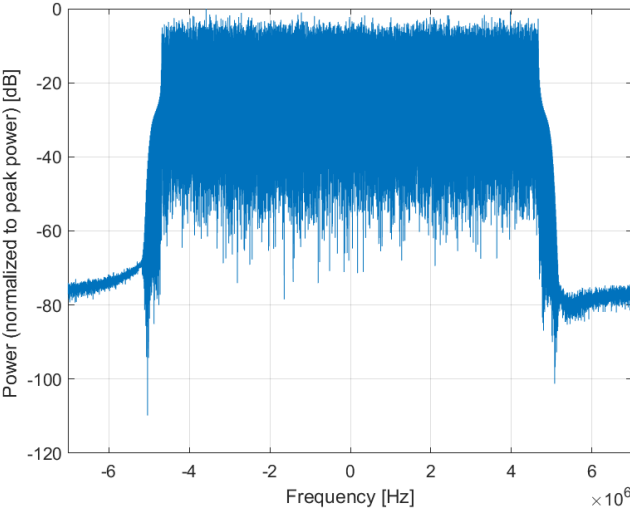
Bandwidth: 10.0 MHz
Integration Time: 10.0 ms

¹ PAR (0.1%) in accordance with FCC KDB 971168, Section 6.0 "Measurement of the Peak-to-Average Power Ratio (PAPR)"

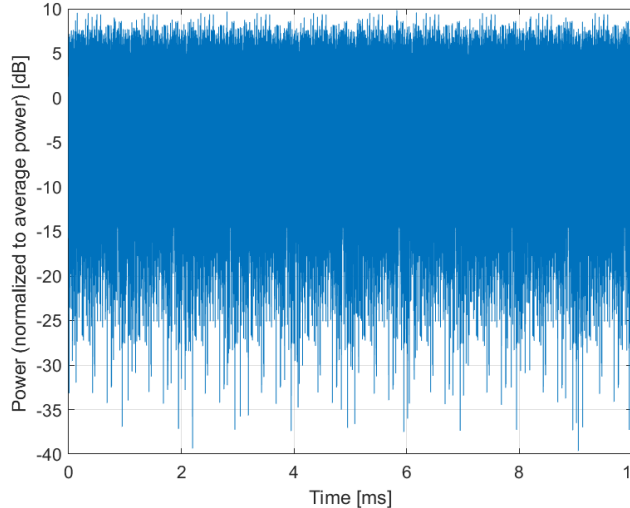
² Modulation Interference Factor (MIF) value valid only in conjunction with advanced probe response linearization calibration for the same communication system (same UID and version).



Complementary Cumulative Distribution Function (CCDF)



Frequency Domain



Time Domain

**Calibration Laboratory of
Schmid & Partner
Engineering AG**
Zeughausstrasse 43, 8004 Zurich, Switzerland

Name: **5G NR DL (CP-OFDM, TM 3.1, 15 MHz, 64-QAM, 15 kHz)**

Group: 5G NR FR1 FDD
UID: 10954-AAA

PAR: ¹ **8.23 dB**
MIF: ² **-20.40 dB**

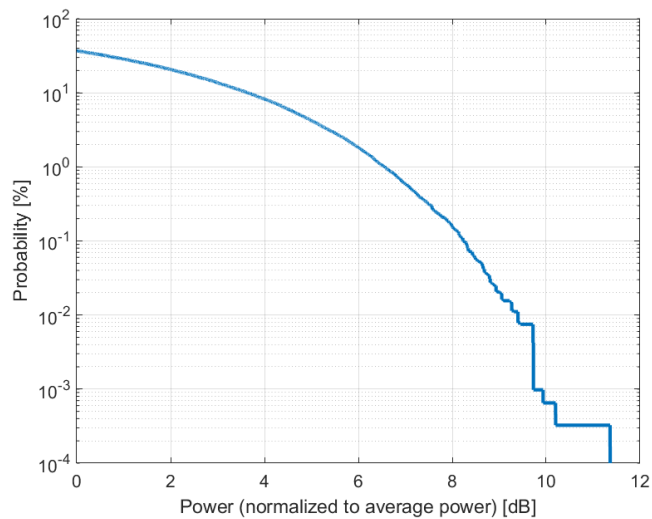
Standard Reference: SPEAG
Category: Random amplitude modulation
Modulation: 64-QAM
Frequency Band: Validation band (0.0 - 6000.0 MHz)

Detailed Specification: Multiplexing Scheme: CP-OFDM
Modulation Scheme: 64-QAM
Subcarrier Spacing: 15 kHz
Model: TM 3.1
Data Type: PN9

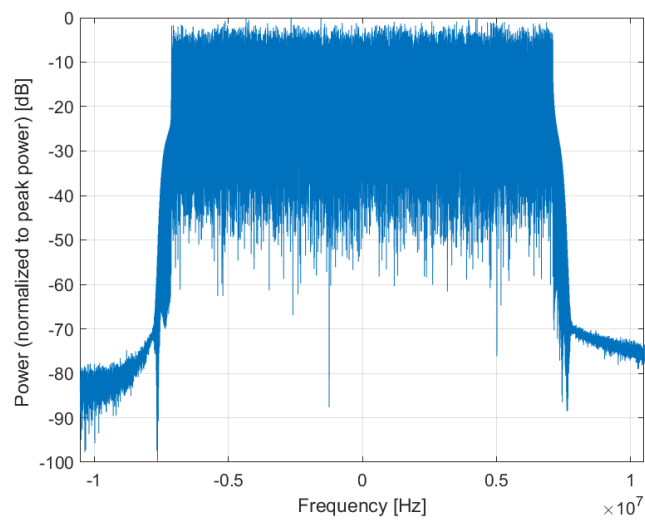
Bandwidth: 15.0 MHz
Integration Time: 10.0 ms

¹ PAR (0.1%) in accordance with FCC KDB 971168, Section 6.0 "Measurement of the Peak-to-Average Power Ratio (PAPR)"

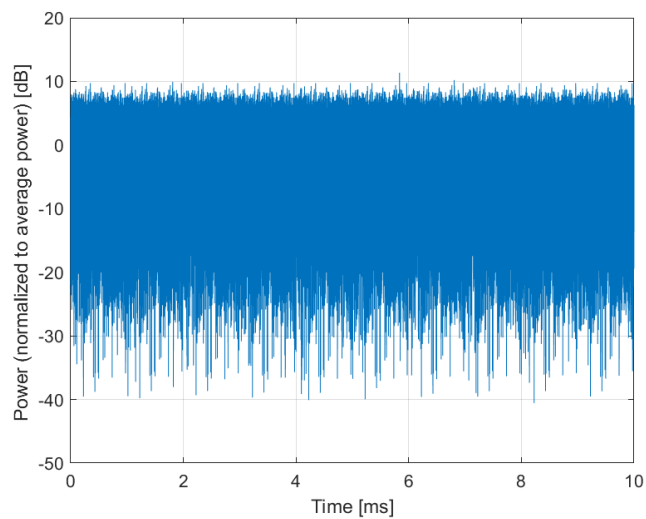
² Modulation Interference Factor (MIF) value valid only in conjunction with advanced probe response linearization calibration for the same communication system (same UID and version).



Complementary Cumulative Distribution Function (CCDF)



Frequency Domain



Time Domain

**Calibration Laboratory of
Schmid & Partner
Engineering AG**
Zeughausstrasse 43, 8004 Zurich, Switzerland

Name: **5G NR DL (CP-OFDM, TM 3.1, 20 MHz, 64-QAM, 15 kHz)**

Group: 5G NR FR1 FDD
UID: 10955-AAA

PAR: ¹ **8.42 dB**
MIF: ² **-22.55 dB**

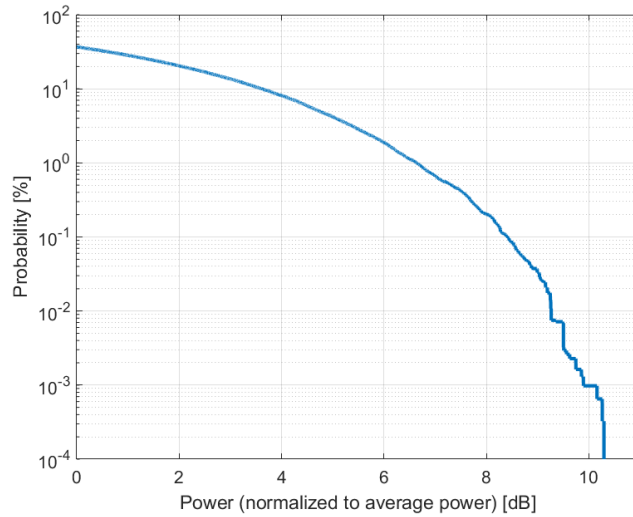
Standard Reference: SPEAG
Category: Random amplitude modulation
Modulation: 64-QAM
Frequency Band: Validation band (0.0 - 6000.0 MHz)

Detailed Specification: Multiplexing Scheme: CP-OFDM
Modulation Scheme: 64-QAM
Subcarrier Spacing: 15 kHz
Model: TM 3.1
Data Type: PN9

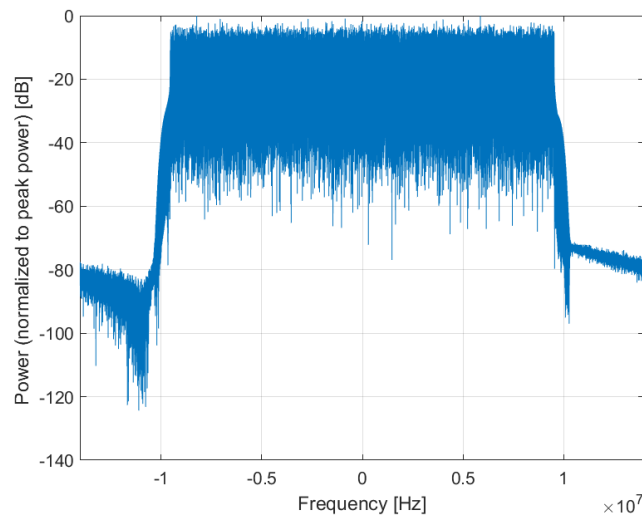
Bandwidth: 20.0 MHz
Integration Time: 10.0 ms

¹ PAR (0.1%) in accordance with FCC KDB 971168, Section 6.0 "Measurement of the Peak-to-Average Power Ratio (PAPR)"

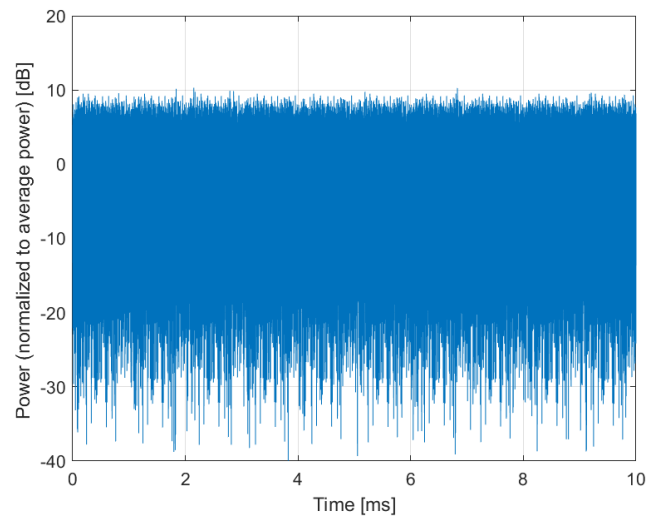
² Modulation Interference Factor (MIF) value valid only in conjunction with advanced probe response linearization calibration for the same communication system (same UID and version).



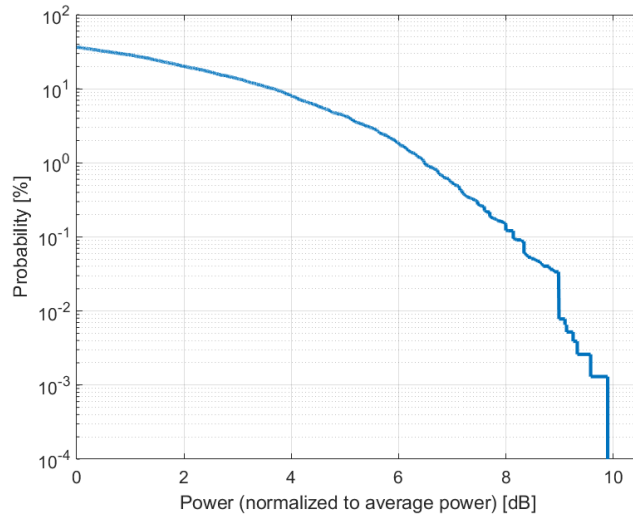
Complementary Cumulative Distribution Function (CCDF)



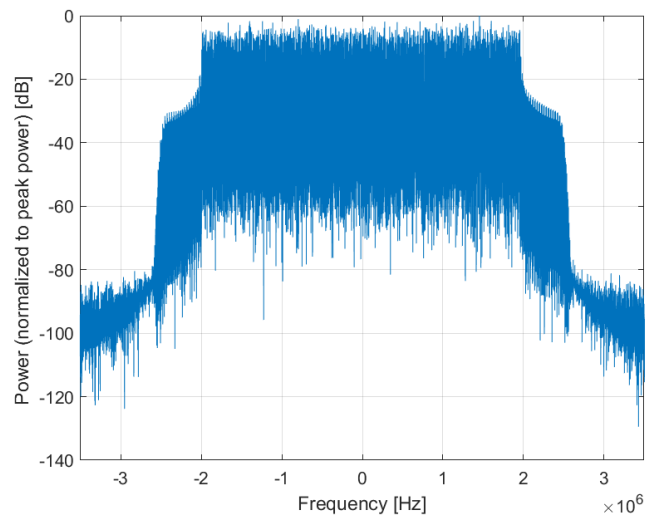
Frequency Domain



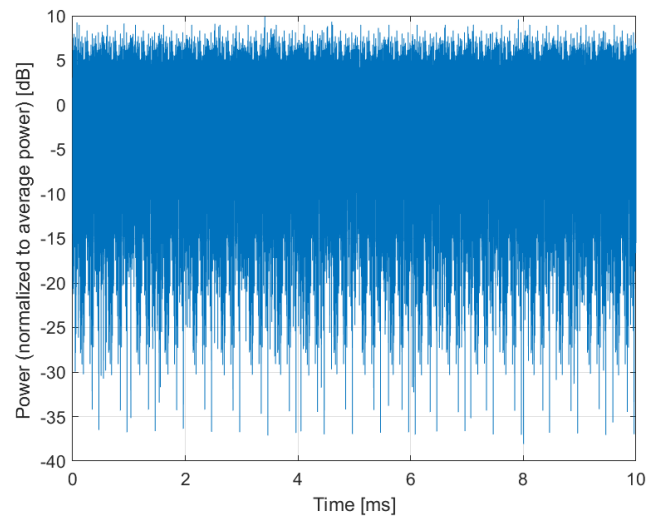
Time Domain



Complementary Cumulative Distribution Function (CCDF)



Frequency Domain



Time Domain

**Calibration Laboratory of
Schmid & Partner
Engineering AG**
Zeughausstrasse 43, 8004 Zurich, Switzerland

Name: **5G NR DL (CP-OFDM, TM 3.1, 10 MHz, 64-QAM, 30 kHz)**

Group: 5G NR FR1 FDD
UID: 10957-AAA

PAR: ¹ **8.31 dB**
MIF: ² **-18.08 dB**

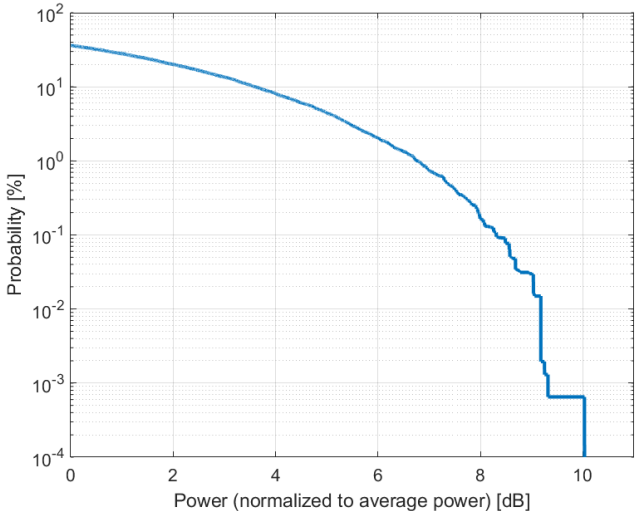
Standard Reference: SPEAG
Category: Random amplitude modulation
Modulation: 64-QAM
Frequency Band: Validation band (0.0 - 6000.0 MHz)

Detailed Specification: Multiplexing Scheme: CP-OFDM
Modulation Scheme: 64-QAM
Subcarrier Spacing: 30 kHz
Model: TM 3.1
Data Type: PN9

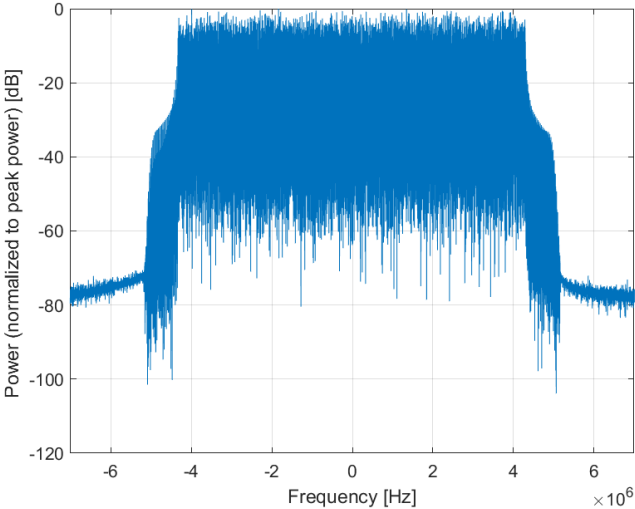
Bandwidth: 10.0 MHz
Integration Time: 10.0 ms

¹ PAR (0.1%) in accordance with FCC KDB 971168, Section 6.0 "Measurement of the Peak-to-Average Power Ratio (PAPR)"

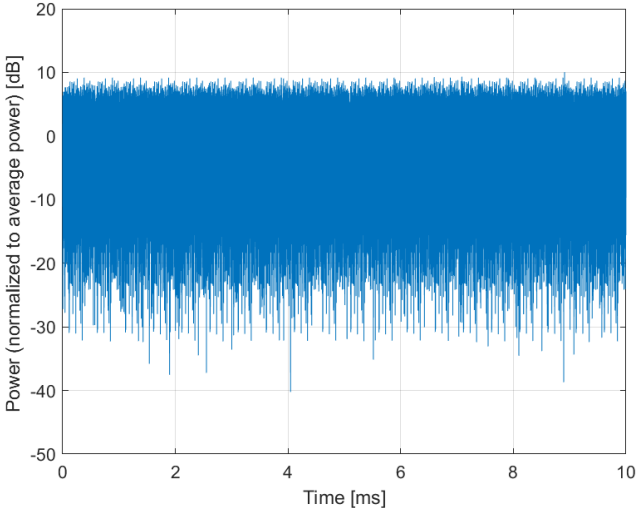
² Modulation Interference Factor (MIF) value valid only in conjunction with advanced probe response linearization calibration for the same communication system (same UID and version).



Complementary Cumulative Distribution Function (CCDF)



Frequency Domain



Time Domain

**Calibration Laboratory of
Schmid & Partner
Engineering AG**
Zeughausstrasse 43, 8004 Zurich, Switzerland

Name: **5G NR DL (CP-OFDM, TM 3.1, 15 MHz, 64-QAM, 30 kHz)**

Group: 5G NR FR1 FDD
UID: 10958-AAA

PAR: ¹ **8.61 dB**
MIF: ² **-20.42 dB**

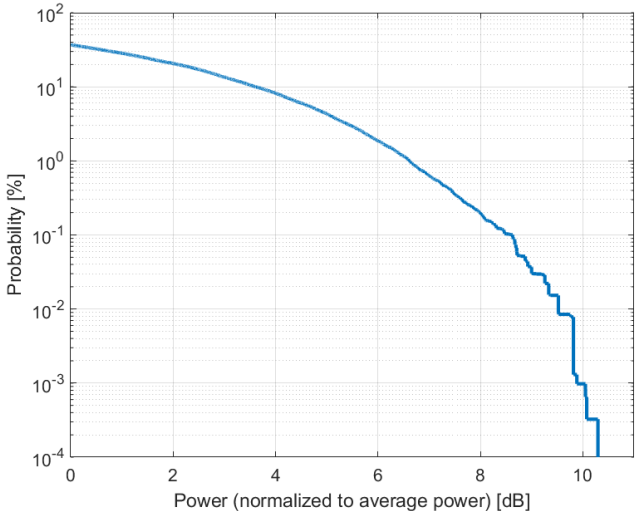
Standard Reference: SPEAG
Category: Random amplitude modulation
Modulation: 64-QAM
Frequency Band: Validation band (0.0 - 6000.0 MHz)

Detailed Specification: Multiplexing Scheme: CP-OFDM
Modulation Scheme: 64-QAM
Subcarrier Spacing: 30 kHz
Model: TM 3.1
Data Type: PN9

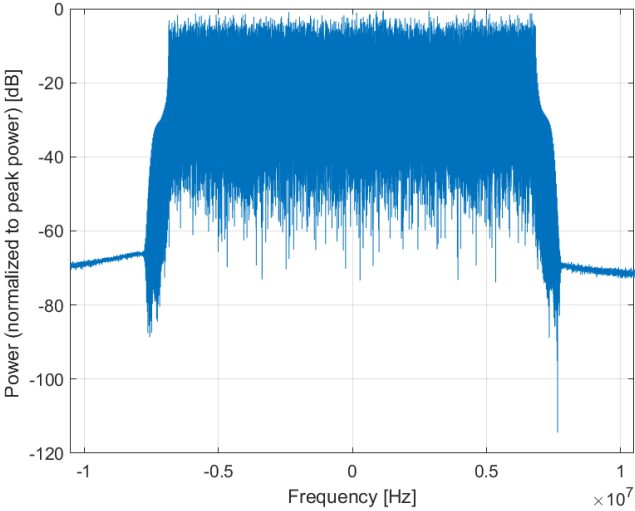
Bandwidth: 15.0 MHz
Integration Time: 10.0 ms

¹ PAR (0.1%) in accordance with FCC KDB 971168, Section 6.0 "Measurement of the Peak-to-Average Power Ratio (PAPR)"

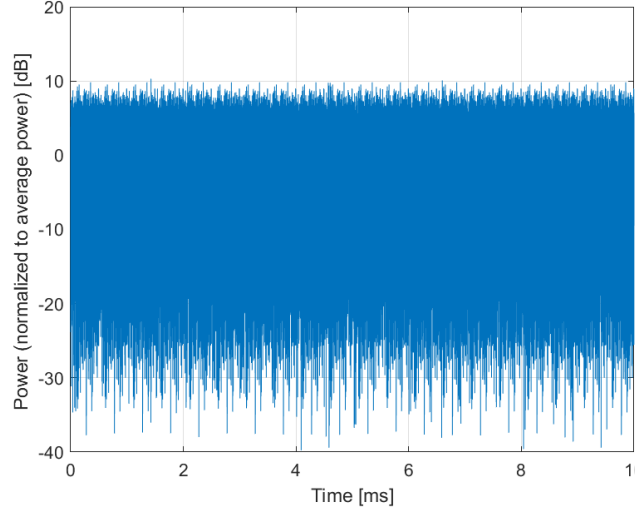
² Modulation Interference Factor (MIF) value valid only in conjunction with advanced probe response linearization calibration for the same communication system (same UID and version).



Complementary Cumulative Distribution Function (CCDF)



Frequency Domain



Time Domain

**Calibration Laboratory of
Schmid & Partner
Engineering AG**
Zeughausstrasse 43, 8004 Zurich, Switzerland

Name: **5G NR DL (CP-OFDM, TM 3.1, 20 MHz, 64-QAM, 30 kHz)**

Group: 5G NR FR1 FDD
UID: 10959-AAA

PAR: ¹ **8.33 dB**
MIF: ² **-22.82 dB**

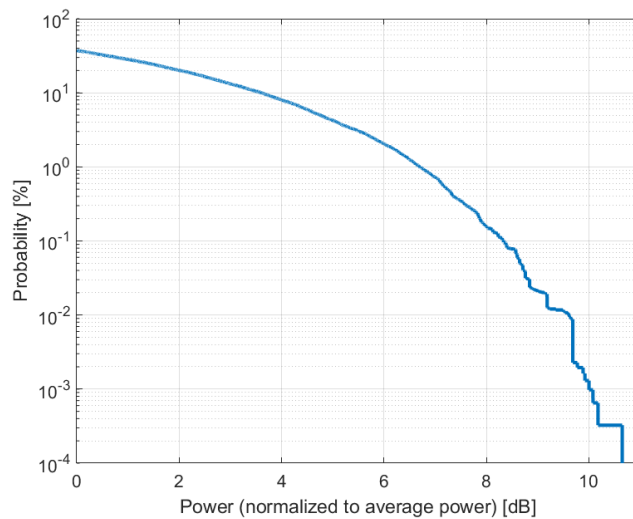
Standard Reference: SPEAG
Category: Random amplitude modulation
Modulation: 64-QAM
Frequency Band: Validation band (0.0 - 6000.0 MHz)

Detailed Specification: Multiplexing Scheme: CP-OFDM
Modulation Scheme: 64-QAM
Subcarrier Spacing: 30 kHz
Model: TM 3.1
Data Type: PN9

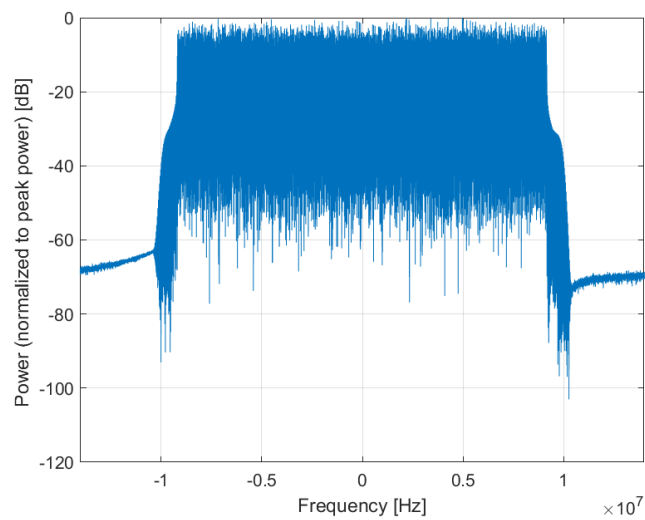
Bandwidth: 20.0 MHz
Integration Time: 10.0 ms

¹ PAR (0.1%) in accordance with FCC KDB 971168, Section 6.0 "Measurement of the Peak-to-Average Power Ratio (PAPR)"

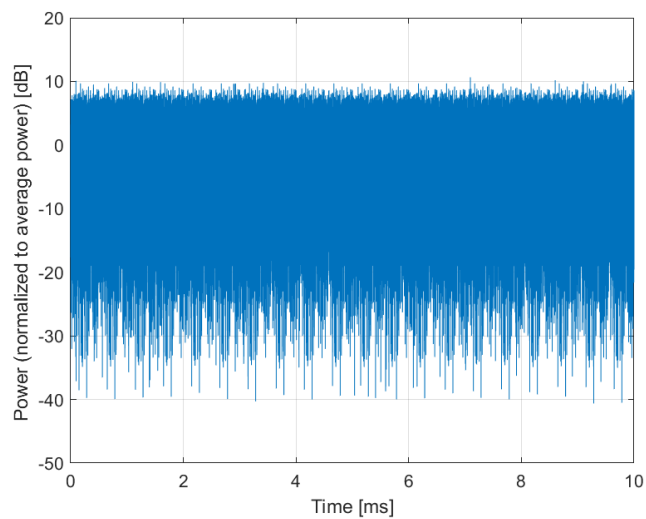
² Modulation Interference Factor (MIF) value valid only in conjunction with advanced probe response linearization calibration for the same communication system (same UID and version).



Complementary Cumulative Distribution Function (CCDF)



Frequency Domain



Time Domain

**Calibration Laboratory of
Schmid & Partner
Engineering AG**
Zeughausstrasse 43, 8004 Zurich, Switzerland

Name: **5G NR DL (CP-OFDM, TM 3.1, 5 MHz, 64-QAM, 15 kHz)**

Group: 5G NR FR1 TDD
UID: 10960-AAC

PAR: ¹ **9.32 dB**
MIF: ² **-4.24 dB**

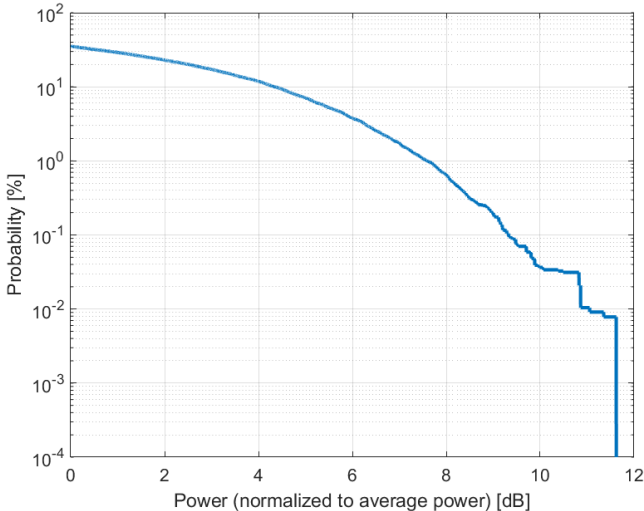
Standard Reference: SPEAG
Category: Random amplitude modulation
Modulation: 64-QAM
Frequency Band: Band n34 (2010 - 2025 MHz)
Band n38 (2570 - 2620 MHz)
Band n39 (1880 - 1920 MHz)
Band n40 (2300 - 2400 MHz)
Band n48 (3550 - 3700 MHz)
Band n50 (1432 - 1517 MHz)
Band n51 (1427 - 1432 MHz)
Band n53 (2483.5 - 2495 MHz)
Validation band (0.0 - 6000.0 MHz)

Detailed Specification: Multiplexing Scheme: CP-OFDM
Modulation Scheme: 64-QAM
Subcarrier Spacing: 15 kHz
Model: TM 3.1
Data Type: PN9

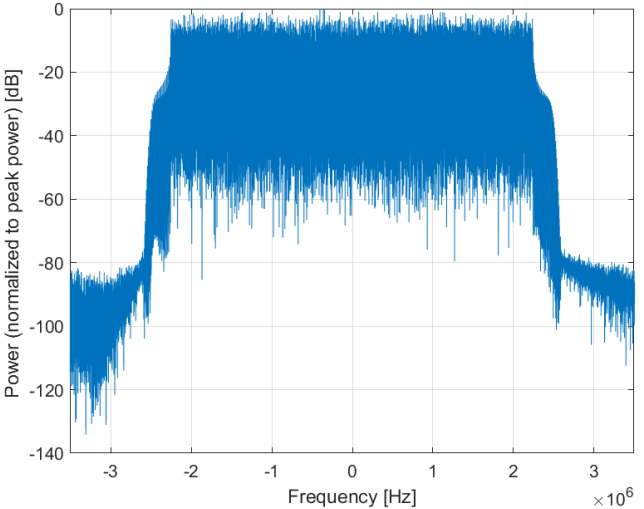
Bandwidth: 5.0 MHz
Integration Time: 10.0 ms

¹ PAR (0.1%) in accordance with FCC KDB 971168, Section 6.0 "Measurement of the Peak-to-Average Power Ratio (PAPR)"

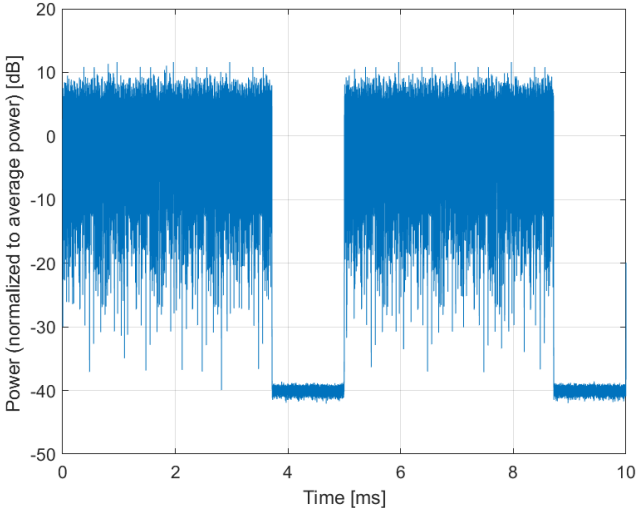
² Modulation Interference Factor (MIF) value valid only in conjunction with advanced probe response linearization calibration for the same communication system (same UID and version).



Complementary Cumulative Distribution Function (CCDF)



Frequency Domain



Time Domain

**Calibration Laboratory of
Schmid & Partner
Engineering AG**
Zeughausstrasse 43, 8004 Zurich, Switzerland

Name: **5G NR DL (CP-OFDM, TM 3.1, 10 MHz, 64-QAM, 15 kHz)**

Group: 5G NR FR1 TDD
UID: 10961-AAB

PAR: ¹ **9.36 dB**
MIF: ² **-4.22 dB**

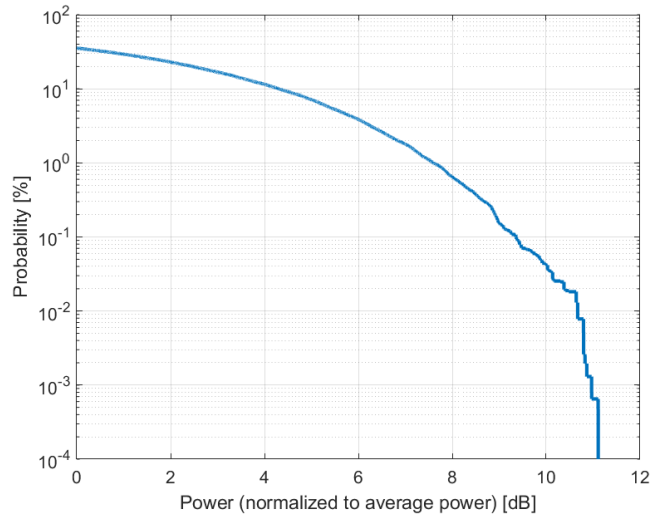
Standard Reference: SPEAG
Category: Random amplitude modulation
Modulation: 64-QAM
Frequency Band: Band n34 (2010 - 2025 MHz)
Band n38 (2570 - 2620 MHz)
Band n39 (1880 - 1920 MHz)
Band n40 (2300 - 2400 MHz)
Band n41 (2496 - 2690 MHz)
Band n48 (3550 - 3700 MHz)
Band n50 (1432 - 1517 MHz)
Band n77 (3300 - 4200 MHz)
Band n78 (3300 - 3800 MHz)
Band n53 (2483.5 - 2495 MHz)
Band n90 (2496 - 2690 MHz)
Band n47 (5855 - 5925 MHz)
Validation band (0.0 - 6000.0 MHz)

Detailed Specification: Multiplexing Scheme: CP-OFDM
Modulation Scheme: 64-QAM
Subcarrier Spacing: 15 kHz
Model: TM 3.1
Data Type: PN9

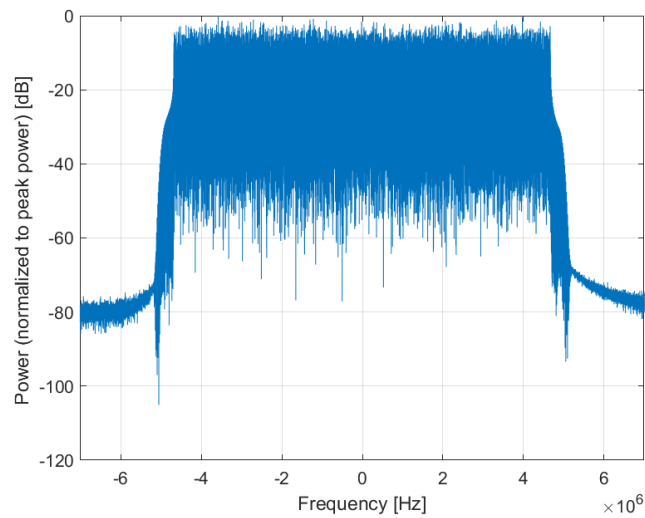
Bandwidth: 10.0 MHz
Integration Time: 10.0 ms

¹ PAR (0.1%) in accordance with FCC KDB 971168, Section 6.0 "Measurement of the Peak-to-Average Power Ratio (PAPR)"

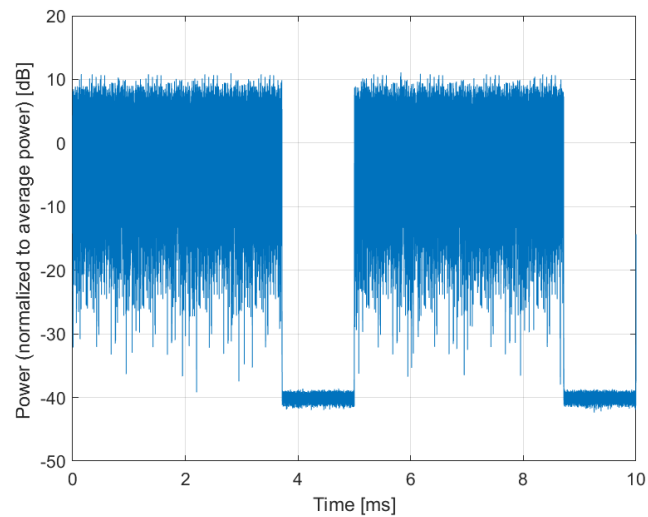
² Modulation Interference Factor (MIF) value valid only in conjunction with advanced probe response linearization calibration for the same communication system (same UID and version).



Complementary Cumulative Distribution Function (CCDF)



Frequency Domain



Time Domain

**Calibration Laboratory of
Schmid & Partner
Engineering AG**
Zeughausstrasse 43, 8004 Zurich, Switzerland

Name: **5G NR DL (CP-OFDM, TM 3.1, 15 MHz, 64-QAM, 15 kHz)**

Group: 5G NR FR1 TDD
UID: 10962-AAB

PAR: ¹ **9.40 dB**
MIF: ² **-4.22 dB**

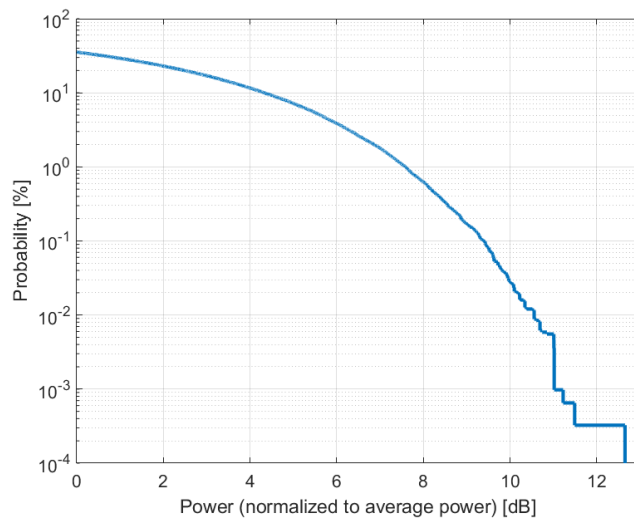
Standard Reference: SPEAG
Category: Random amplitude modulation
Modulation: 64-QAM
Frequency Band: Band n34 (2010 - 2025 MHz)
Band n38 (2570 - 2620 MHz)
Band n39 (1880 - 1920 MHz)
Band n40 (2300 - 2400 MHz)
Band n41 (2496 - 2690 MHz)
Band n48 (3550 - 3700 MHz)
Band n50 (1432 - 1517 MHz)
Band n77 (3300 - 4200 MHz)
Band n78 (3300 - 3800 MHz)
Band n90 (2496 - 2690 MHz)
Validation band (0.0 - 6000.0 MHz)

Detailed Specification: Multiplexing Scheme: CP-OFDM
Modulation Scheme: 64-QAM
Subcarrier Spacing: 15 kHz
Model: TM 3.1
Data Type: PN9

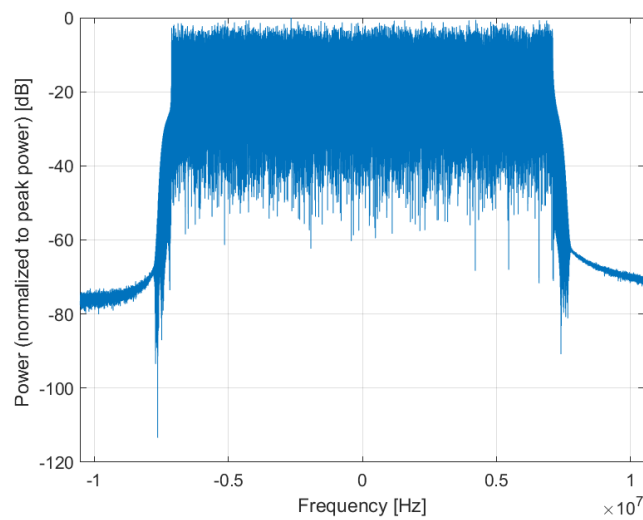
Bandwidth: 15.0 MHz
Integration Time: 10.0 ms

¹ PAR (0.1%) in accordance with FCC KDB 971168, Section 6.0 "Measurement of the Peak-to-Average Power Ratio (PAPR)"

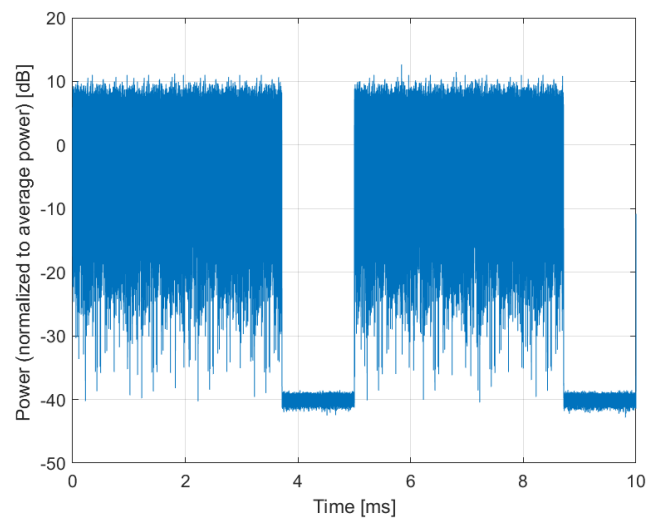
² Modulation Interference Factor (MIF) value valid only in conjunction with advanced probe response linearization calibration for the same communication system (same UID and version).



Complementary Cumulative Distribution Function (CCDF)



Frequency Domain



Time Domain

**Calibration Laboratory of
Schmid & Partner
Engineering AG**
Zeughausstrasse 43, 8004 Zurich, Switzerland

Name: **5G NR DL (CP-OFDM, TM 3.1, 20 MHz, 64-QAM, 15 kHz)**

Group: 5G NR FR1 TDD
UID: 10963-AAB

PAR: ¹ **9.55 dB**
MIF: ² **-4.23 dB**

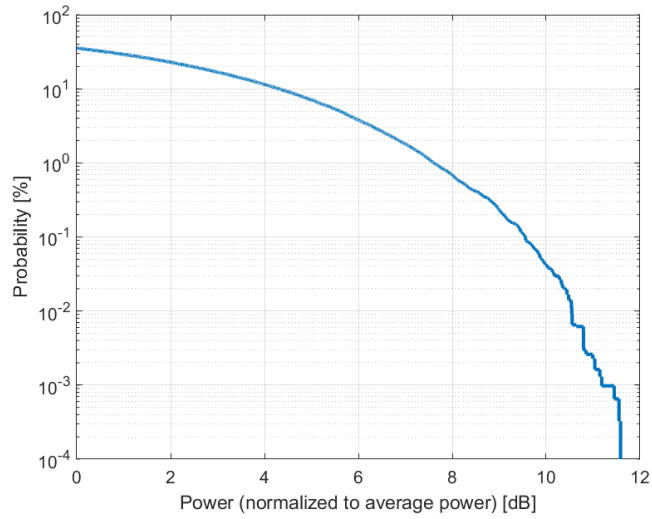
Standard Reference: SPEAG
Category: Random amplitude modulation
Modulation: 64-QAM
Frequency Band: Band n38 (2570 - 2620 MHz)
Band n39 (1880 - 1920 MHz)
Band n40 (2300 - 2400 MHz)
Band n41 (2496 - 2690 MHz)
Band n48 (3550 - 3700 MHz)
Band n50 (1432 - 1517 MHz)
Band n77 (3300 - 4200 MHz)
Band n78 (3300 - 3800 MHz)
Band n90 (2496 - 2690 MHz)
Band n47 (5855 - 5925 MHz)
Validation band (0.0 - 6000.0 MHz)

Detailed Specification: Multiplexing Scheme: CP-OFDM
Modulation Scheme: 64-QAM
Subcarrier Spacing: 15 kHz
Model: TM 3.1
Data Type: PN9

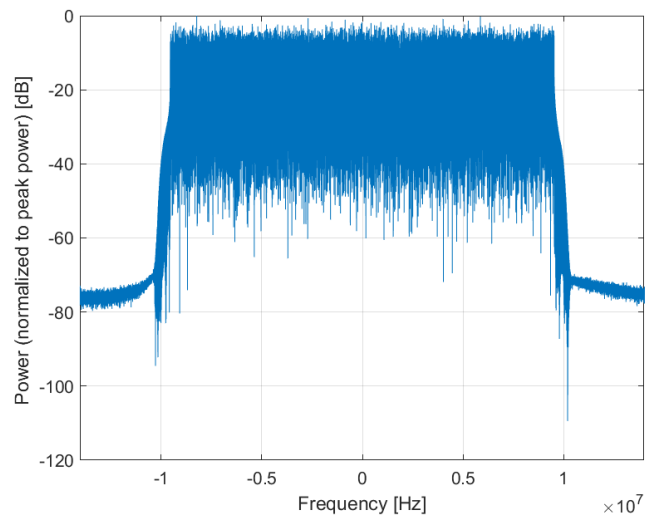
Bandwidth: 20.0 MHz
Integration Time: 10.0 ms

¹ PAR (0.1%) in accordance with FCC KDB 971168, Section 6.0 "Measurement of the Peak-to-Average Power Ratio (PAPR)"

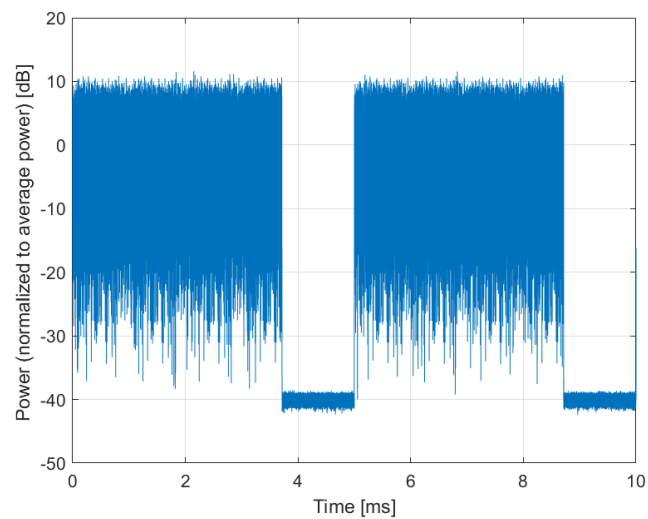
² Modulation Interference Factor (MIF) value valid only in conjunction with advanced probe response linearization calibration for the same communication system (same UID and version).



Complementary Cumulative Distribution Function (CCDF)



Frequency Domain



Time Domain

**Calibration Laboratory of
Schmid & Partner
Engineering AG**
Zeughausstrasse 43, 8004 Zurich, Switzerland

Name: **5G NR DL (CP-OFDM, TM 3.1, 5 MHz, 64-QAM, 30 kHz)**

Group: 5G NR FR1 TDD
UID: 10964-AAC

PAR: ¹ **9.29 dB**
MIF: ² **-4.24 dB**

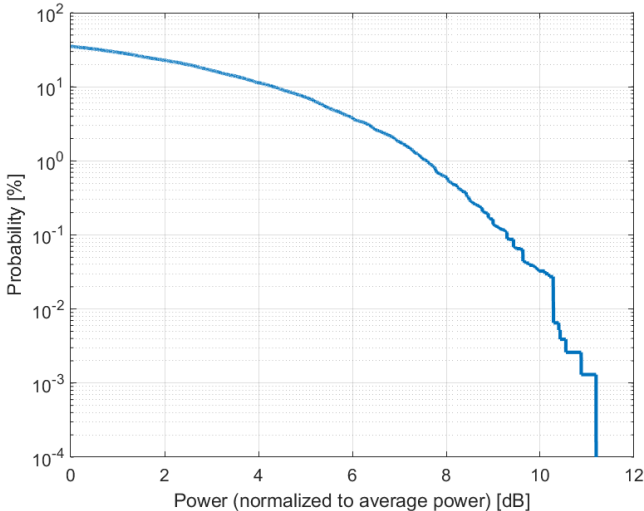
Standard Reference: SPEAG
Category: Random amplitude modulation
Modulation: 64-QAM
Frequency Band: Band n34 (2010 - 2025 MHz)
Band n38 (2570 - 2620 MHz)
Band n39 (1880 - 1920 MHz)
Band n40 (2300 - 2400 MHz)
Band n48 (3550 - 3700 MHz)
Band n50 (1432 - 1517 MHz)
Band n51 (1427 - 1432 MHz)
Band n53 (2483.5 - 2495 MHz)
Validation band (0.0 - 6000.0 MHz)

Detailed Specification: Multiplexing Scheme: CP-OFDM
Modulation Scheme: 64-QAM
Subcarrier Spacing: 30 kHz
Model: TM 3.1
Data Type: PN9

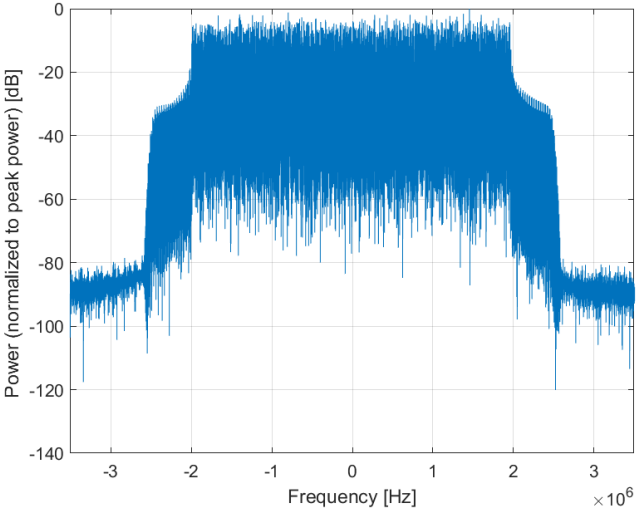
Bandwidth: 5.0 MHz
Integration Time: 10.0 ms

¹ PAR (0.1%) in accordance with FCC KDB 971168, Section 6.0 "Measurement of the Peak-to-Average Power Ratio (PAPR)"

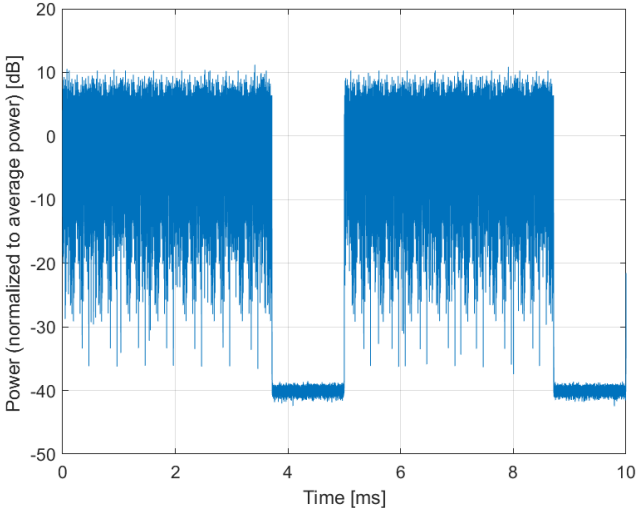
² Modulation Interference Factor (MIF) value valid only in conjunction with advanced probe response linearization calibration for the same communication system (same UID and version).



Complementary Cumulative Distribution Function (CCDF)



Frequency Domain



Time Domain

**Calibration Laboratory of
Schmid & Partner
Engineering AG**
Zeughausstrasse 43, 8004 Zurich, Switzerland

Name: **5G NR DL (CP-OFDM, TM 3.1, 10 MHz, 64-QAM, 30 kHz)**

Group: 5G NR FR1 TDD
UID: 10965-AAB

PAR: ¹ **9.37 dB**
MIF: ² **-4.23 dB**

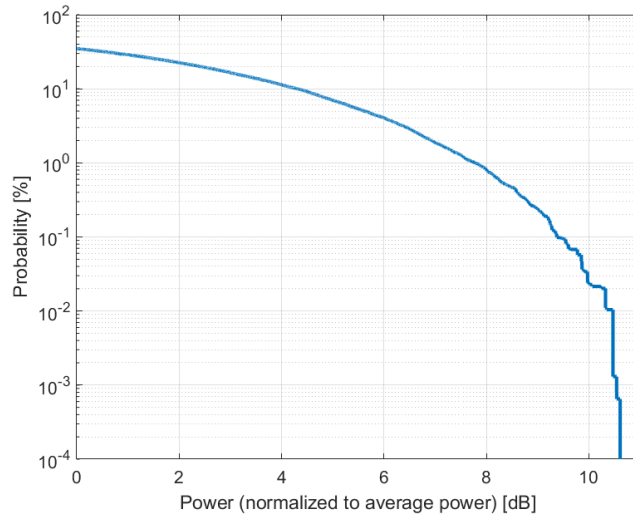
Standard Reference: SPEAG
Category: Random amplitude modulation
Modulation: 64-QAM
Frequency Band: Band n34 (2010 - 2025 MHz)
Band n38 (2570 - 2620 MHz)
Band n39 (1880 - 1920 MHz)
Band n40 (2300 - 2400 MHz)
Band n41 (2496 - 2690 MHz)
Band n48 (3550 - 3700 MHz)
Band n50 (1432 - 1517 MHz)
Band n77 (3300 - 4200 MHz)
Band n78 (3300 - 3800 MHz)
Band n53 (2483.5 - 2495 MHz)
Band n90 (2496 - 2690 MHz)
Band n47 (5855 - 5925 MHz)
Validation band (0.0 - 6000.0 MHz)

Detailed Specification: Multiplexing Scheme: CP-OFDM
Modulation Scheme: 64-QAM
Subcarrier Spacing: 30 kHz
Model: TM 3.1
Data Type: PN9

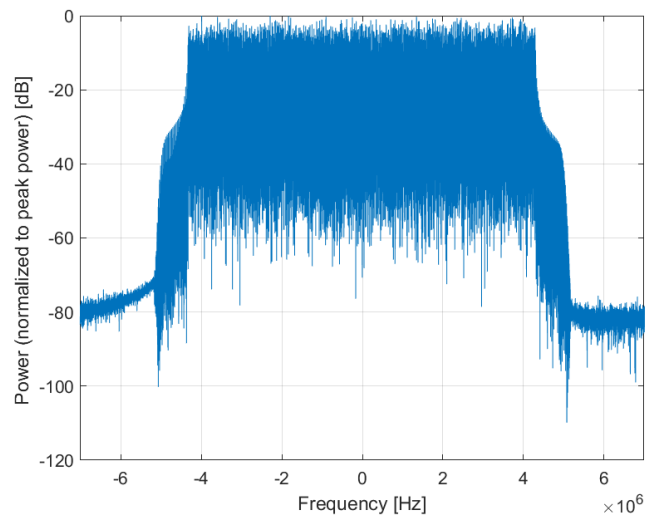
Bandwidth: 10.0 MHz
Integration Time: 10.0 ms

¹ PAR (0.1%) in accordance with FCC KDB 971168, Section 6.0 "Measurement of the Peak-to-Average Power Ratio (PAPR)"

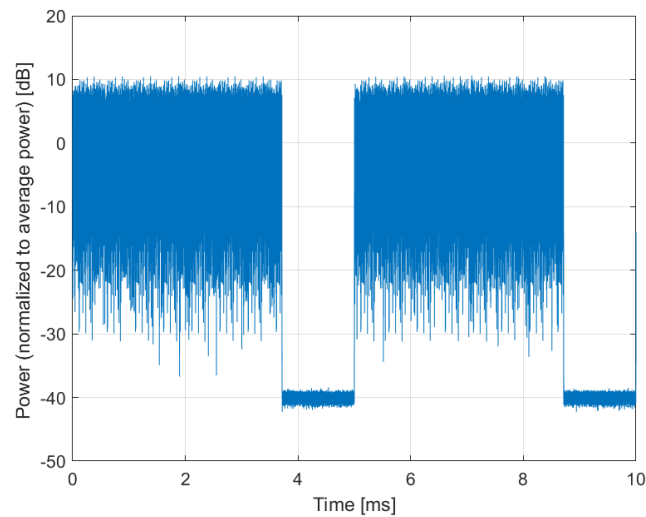
² Modulation Interference Factor (MIF) value valid only in conjunction with advanced probe response linearization calibration for the same communication system (same UID and version).



Complementary Cumulative Distribution Function (CCDF)



Frequency Domain



Time Domain

**Calibration Laboratory of
Schmid & Partner
Engineering AG**
Zeughausstrasse 43, 8004 Zurich, Switzerland

Name: **5G NR DL (CP-OFDM, TM 3.1, 15 MHz, 64-QAM, 30 kHz)**

Group: 5G NR FR1 TDD
UID: 10966-AAB

PAR: ¹ **9.55 dB**
MIF: ² **-4.22 dB**

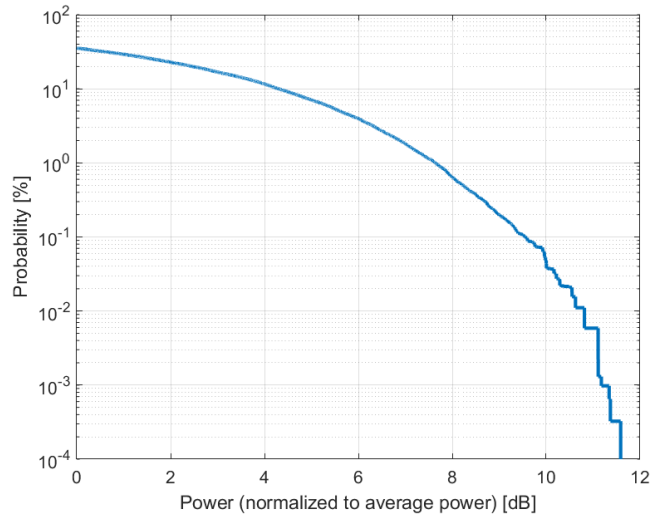
Standard Reference: SPEAG
Category: Random amplitude modulation
Modulation: 64-QAM
Frequency Band: Band n34 (2010 - 2025 MHz)
Band n38 (2570 - 2620 MHz)
Band n39 (1880 - 1920 MHz)
Band n40 (2300 - 2400 MHz)
Band n41 (2496 - 2690 MHz)
Band n48 (3550 - 3700 MHz)
Band n50 (1432 - 1517 MHz)
Band n77 (3300 - 4200 MHz)
Band n78 (3300 - 3800 MHz)
Band n90 (2496 - 2690 MHz)
Validation band (0.0 - 6000.0 MHz)

Detailed Specification: Multiplexing Scheme: CP-OFDM
Modulation Scheme: 64-QAM
Subcarrier Spacing: 30 kHz
Model: TM 3.1
Data Type: PN9

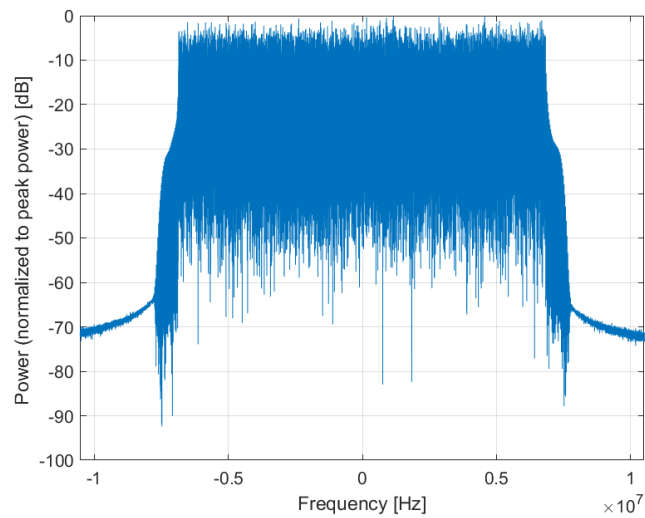
Bandwidth: 15.0 MHz
Integration Time: 10.0 ms

¹ PAR (0.1%) in accordance with FCC KDB 971168, Section 6.0 "Measurement of the Peak-to-Average Power Ratio (PAPR)"

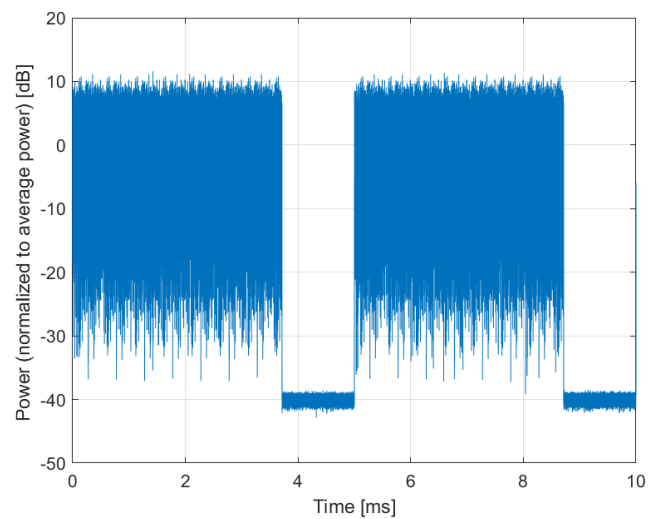
² Modulation Interference Factor (MIF) value valid only in conjunction with advanced probe response linearization calibration for the same communication system (same UID and version).



Complementary Cumulative Distribution Function (CCDF)



Frequency Domain



Time Domain

**Calibration Laboratory of
Schmid & Partner
Engineering AG**
Zeughausstrasse 43, 8004 Zurich, Switzerland

Name: **5G NR DL (CP-OFDM, TM 3.1, 20 MHz, 64-QAM, 30 kHz)**

Group: 5G NR FR1 TDD
UID: 10967-AAB

PAR: ¹ **9.42 dB**
MIF: ² **-4.23 dB**

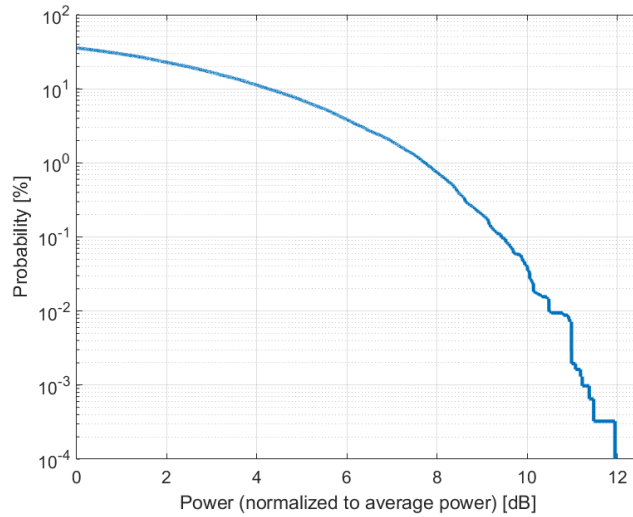
Standard Reference: SPEAG
Category: Random amplitude modulation
Modulation: 64-QAM
Frequency Band: Band n38 (2570 - 2620 MHz)
Band n39 (1880 - 1920 MHz)
Band n40 (2300 - 2400 MHz)
Band n41 (2496 - 2690 MHz)
Band n48 (3550 - 3700 MHz)
Band n50 (1432 - 1517 MHz)
Band n77 (3300 - 4200 MHz)
Band n78 (3300 - 3800 MHz)
Band n90 (2496 - 2690 MHz)
Band n47 (5855 - 5925 MHz)
Validation band (0.0 - 6000.0 MHz)

Detailed Specification: Multiplexing Scheme: CP-OFDM
Modulation Scheme: 64-QAM
Subcarrier Spacing: 30 kHz
Model: TM 3.1
Data Type: PN9

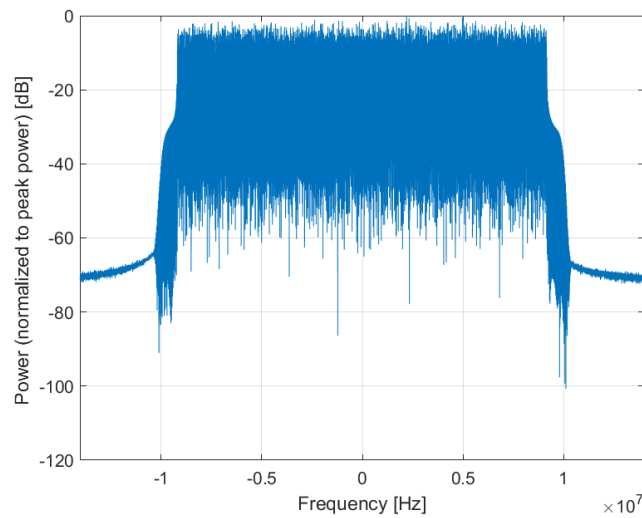
Bandwidth: 20.0 MHz
Integration Time: 10.0 ms

¹ PAR (0.1%) in accordance with FCC KDB 971168, Section 6.0 "Measurement of the Peak-to-Average Power Ratio (PAPR)"

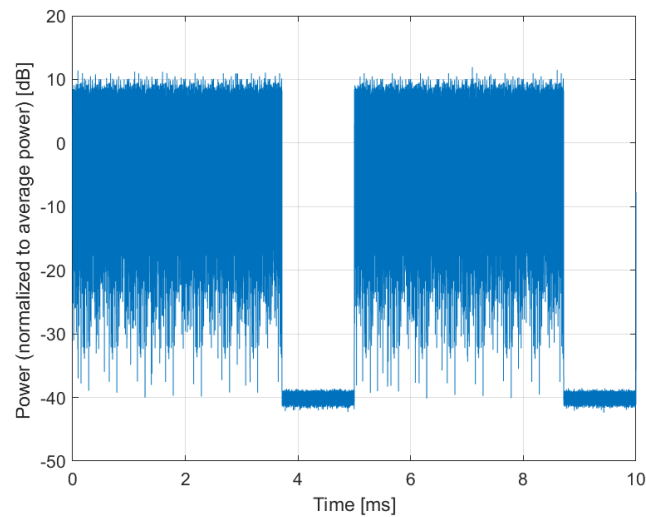
² Modulation Interference Factor (MIF) value valid only in conjunction with advanced probe response linearization calibration for the same communication system (same UID and version).



Complementary Cumulative Distribution Function (CCDF)



Frequency Domain



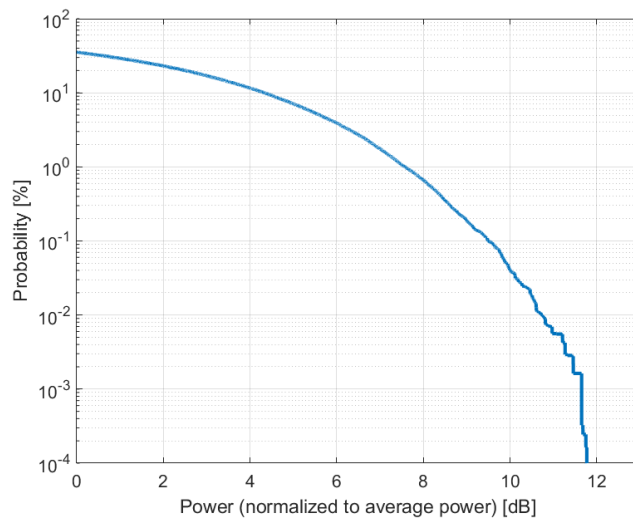
Time Domain

**Calibration Laboratory of
Schmid & Partner
Engineering AG**
Zeughausstrasse 43, 8004 Zurich, Switzerland

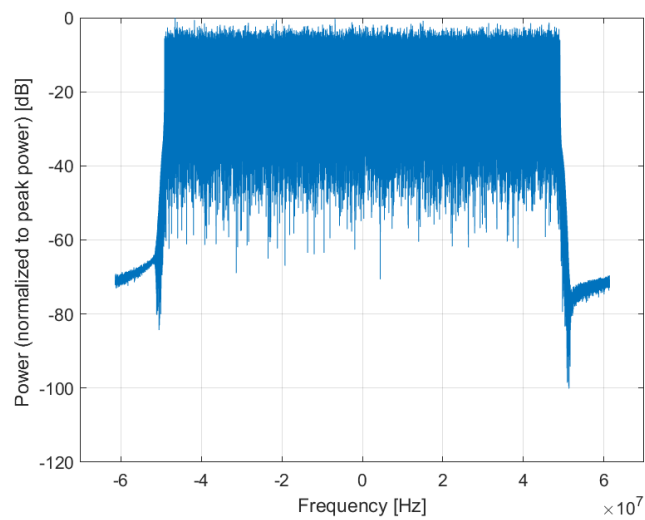
Name:	5G NR DL (CP-OFDM, TM 3.1, 100 MHz, 64-QAM, 30 kHz)
Group:	5G NR FR1 TDD
UID:	10968-AAB
PAR: ¹	9.49 dB
MIF: ²	-4.23 dB
Standard Reference:	SPEAG
Category:	Random amplitude modulation
Modulation:	64-QAM
Frequency Band:	Band n41 (2496 - 2690 MHz) Band n48 (3550 - 3700 MHz) Band n77 (3300 - 4200 MHz) Band n78 (3300 - 3800 MHz) Band n79 (4400 - 5000 MHz) Band n90 (2496 - 2690 MHz) Validation band (0.0 - 6000.0 MHz)
Detailed Specification:	Multiplexing Scheme: CP-OFDM Modulation Scheme: 64-QAM Subcarrier Spacing: 30 kHz Model: TM 3.1 Data Type: PN9
Bandwidth:	100.0 MHz
Integration Time:	10.0 ms

¹ PAR (0.1%) in accordance with FCC KDB 971168, Section 6.0 "Measurement of the Peak-to-Average Power Ratio (PAPR)"

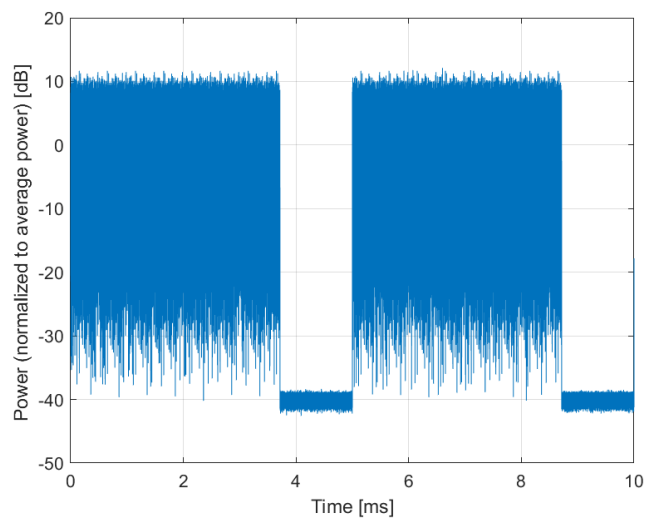
² Modulation Interference Factor (MIF) value valid only in conjunction with advanced probe response linearization calibration for the same communication system (same UID and version).



Complementary Cumulative Distribution Function (CCDF)



Frequency Domain



Time Domain

**Calibration Laboratory of
Schmid & Partner
Engineering AG**
Zeughausstrasse 43, 8004 Zurich, Switzerland

Name: **5G NR (CP-OFDM, 1 RB, 20 MHz, QPSK, 15 kHz)**

Group: 5G NR FR1 TDD
UID: 10972-AAB

PAR: ¹ **11.59 dB**
MIF: ² **-1.65 dB**

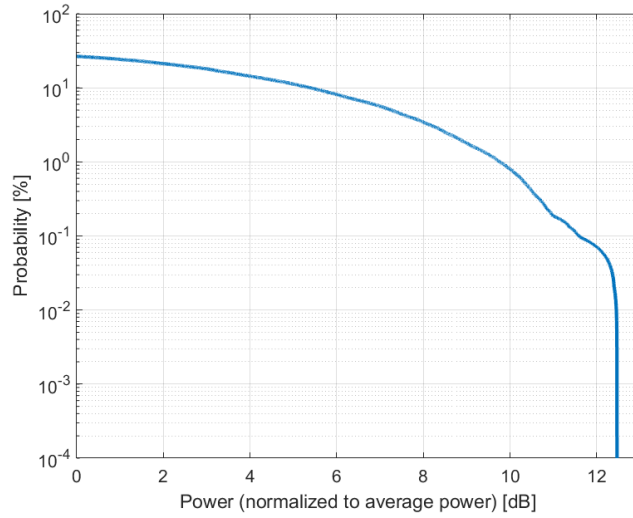
Standard Reference: SPEAG
Category: Random amplitude modulation
Modulation: QPSK
Frequency Band: Band n38 (2570 - 2620 MHz)
Band n39 (1880 - 1920 MHz)
Band n40 (2300 - 2400 MHz)
Band n41 (2496 - 2690 MHz)
Band n48 (3550 - 3700 MHz)
Band n50 (1432 - 1517 MHz)
Band n77 (3300 - 4200 MHz)
Band n78 (3300 - 3800 MHz)
Band n90 (2496 - 2690 MHz)
Band n47 (5855 - 5925 MHz)
Validation band (0.0 - 6000.0 MHz)

Detailed Specification: Multiplexing Scheme: CP-OFDM
Modulation Scheme: QPSK
Subcarrier Spacing: 15 kHz
Number RBs: 1
Slot Format Index: -
Data Type: PN9

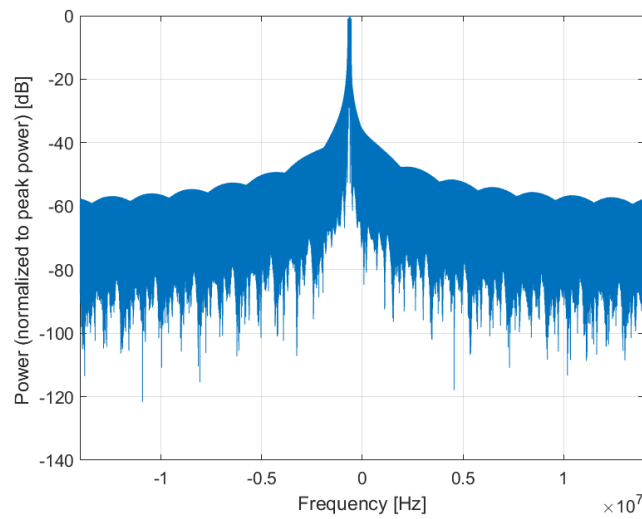
Bandwidth: 20.0 MHz
Integration Time: 10.0 ms

¹ PAR (0.1%) in accordance with FCC KDB 971168, Section 6.0 "Measurement of the Peak-to-Average Power Ratio (PAPR)"

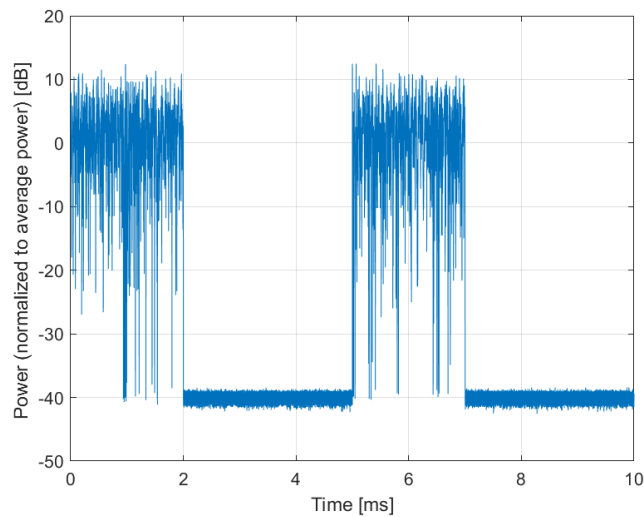
² Modulation Interference Factor (MIF) value valid only in conjunction with advanced probe response linearization calibration for the same communication system (same UID and version).



Complementary Cumulative Distribution Function (CCDF)



Frequency Domain



Time Domain

**Calibration Laboratory of
Schmid & Partner
Engineering AG**
Zeughausstrasse 43, 8004 Zurich, Switzerland

Name: **5G NR (DFT-s-OFDM, 1 RB, 100 MHz, QPSK, 30 kHz)**

Group: 5G NR FR1 TDD
UID: 10973-AAB

PAR: ¹ **9.06 dB**
MIF: ² **-1.64 dB**

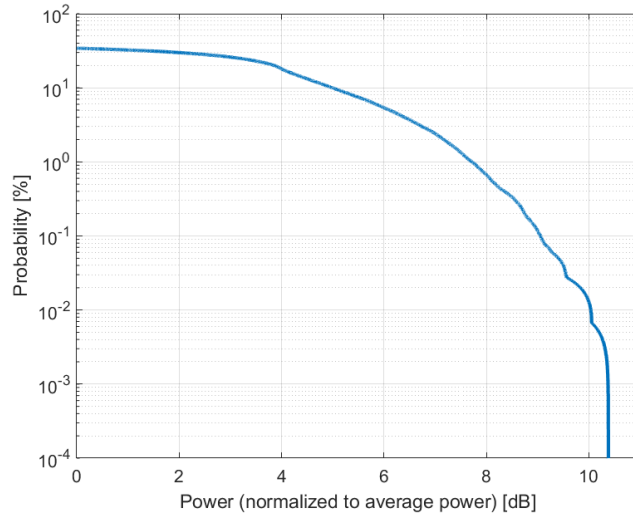
Standard Reference: SPEAG
Category: Random amplitude modulation
Modulation: QPSK
Frequency Band: Band n41 (2496 - 2690 MHz)
Band n48 (3550 - 3700 MHz)
Band n77 (3300 - 4200 MHz)
Band n78 (3300 - 3800 MHz)
Band n79 (4400 - 5000 MHz)
Band n90 (2496 - 2690 MHz)
Validation band (0.0 - 6000.0 MHz)

Detailed Specification: Multiplexing Scheme: DFT-s-OFDM
Modulation Scheme: QPSK
Subcarrier Spacing: 30 kHz
Number RBs: 1
Slot Format Index: -
Data Type: PN9

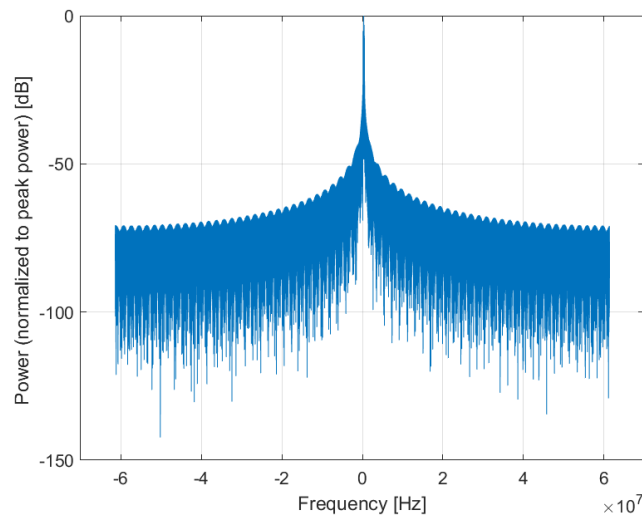
Bandwidth: 100.0 MHz
Integration Time: 10.0 ms

¹ PAR (0.1%) in accordance with FCC KDB 971168, Section 6.0 "Measurement of the Peak-to-Average Power Ratio (PAPR)"

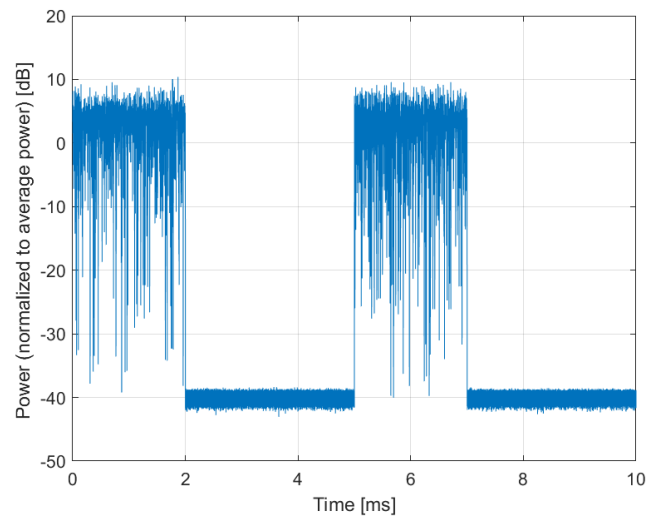
² Modulation Interference Factor (MIF) value valid only in conjunction with advanced probe response linearization calibration for the same communication system (same UID and version).



Complementary Cumulative Distribution Function (CCDF)



Frequency Domain



Time Domain

**Calibration Laboratory of
Schmid & Partner
Engineering AG**
Zeughausstrasse 43, 8004 Zurich, Switzerland

Name: **5G NR (CP-OFDM, 100% RB, 100 MHz, 256-QAM, 30 kHz)**

Group: 5G NR FR1 TDD
UID: 10974-AAB

PAR: ¹ **10.28 dB**
MIF: ² **-3.48 dB**

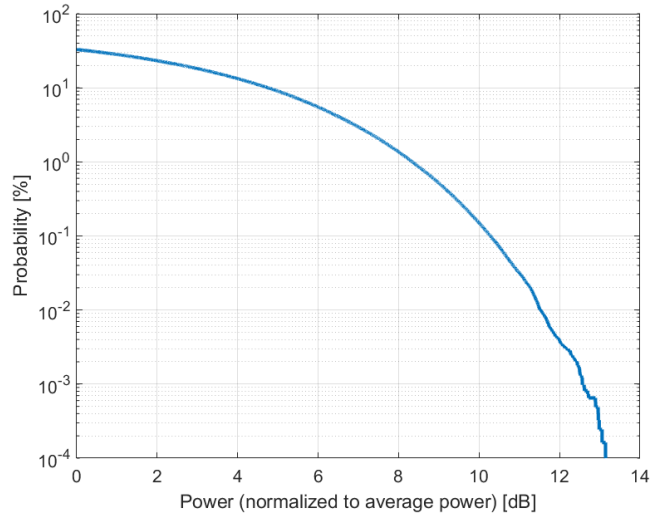
Standard Reference: SPEAG
Category: Random amplitude modulation
Modulation: 256-QAM
Frequency Band: Band n41 (2496 - 2690 MHz)
Band n48 (3550 - 3700 MHz)
Band n77 (3300 - 4200 MHz)
Band n78 (3300 - 3800 MHz)
Band n79 (4400 - 5000 MHz)
Band n90 (2496 - 2690 MHz)
Validation band (0.0 - 6000.0 MHz)

Detailed Specification: Multiplexing Scheme: CP-OFDM
Modulation Scheme: 256-QAM
Subcarrier Spacing: 30 kHz
Number RBs: 273
Slot Format Index: -
Data Type: PN9

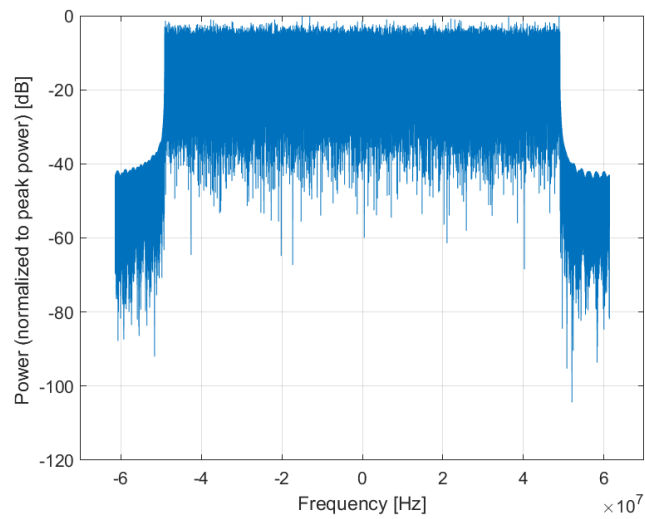
Bandwidth: 100.0 MHz
Integration Time: 10.0 ms

¹ PAR (0.1%) in accordance with FCC KDB 971168, Section 6.0 "Measurement of the Peak-to-Average Power Ratio (PAPR)"

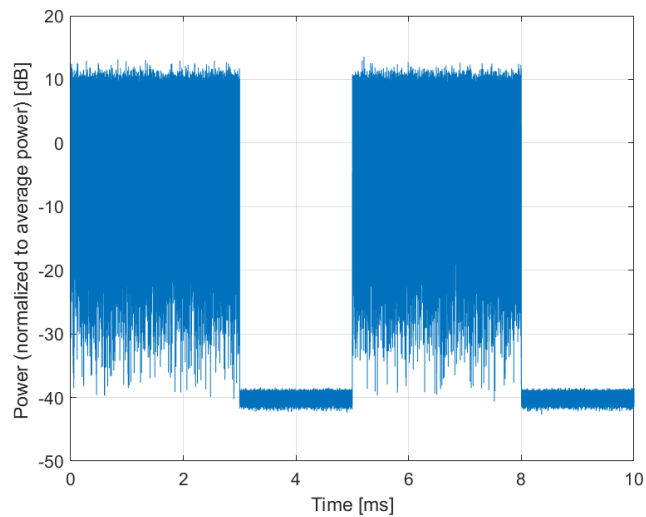
² Modulation Interference Factor (MIF) value valid only in conjunction with advanced probe response linearization calibration for the same communication system (same UID and version).



Complementary Cumulative Distribution Function (CCDF)



Frequency Domain



Time Domain

**Calibration Laboratory of
Schmid & Partner
Engineering AG**
Zeughausstrasse 43, 8004 Zurich, Switzerland

Name: **MRI (RT Prot sat)**

Group: MRI
UID: 10975-AAA

PAR: ¹ **14.37 dB**
MIF: ² **6.97 dB**

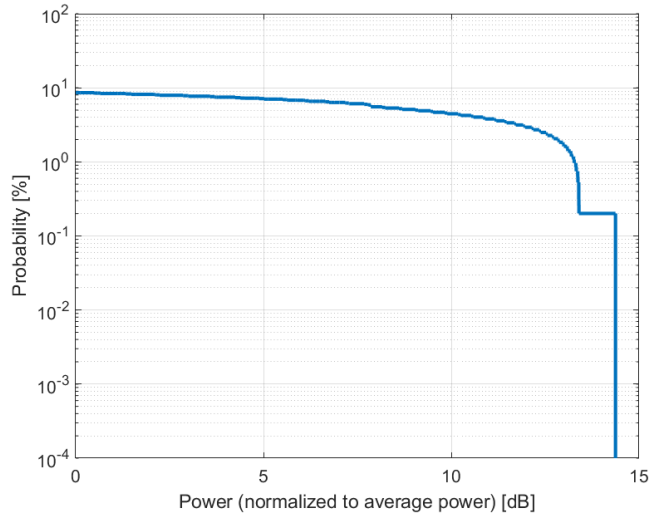
Standard Reference: SPEAG
Category: Periodic pulsed modulation
Modulation: AM
Frequency Band: MRI 1.5T (59.0 - 69.0 MHz)
MRI 3T (123.0 - 133.0 MHz)
Validation band (0.0 - 6000.0 MHz)

Detailed Specification: Custom Calibration Sequence

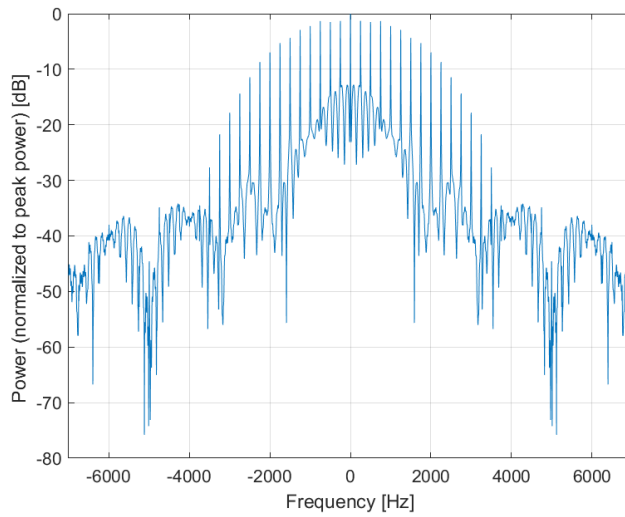
Bandwidth: 0.0 MHz
Integration Time: 298.0 ms

¹ PAR (0.1%) in accordance with FCC KDB 971168, Section 6.0 "Measurement of the Peak-to-Average Power Ratio (PAPR)"

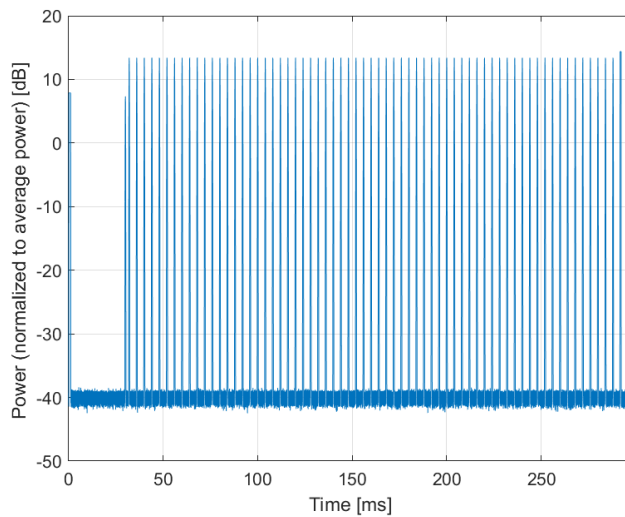
² Modulation Interference Factor (MIF) value valid only in conjunction with advanced probe response linearization calibration for the same communication system (same UID and version).



Complementary Cumulative Distribution Function (CCDF)



Frequency Domain



Time Domain

**Calibration Laboratory of
Schmid & Partner
Engineering AG**
Zeughausstrasse 43, 8004 Zurich, Switzerland

Name: **MRI (RT Prot no sat)**

Group: MRI
UID: 10976-AAA

PAR: ¹ **14.05 dB**
MIF: ² **6.74 dB**

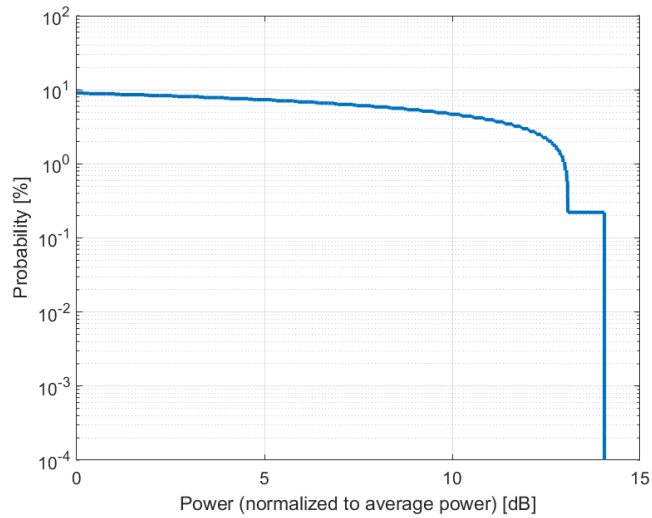
Standard Reference: SPEAG
Category: Periodic pulsed modulation
Modulation: AM
Frequency Band: MRI 1.5T (59.0 - 69.0 MHz)
MRI 3T (123.0 - 133.0 MHz)
Validation band (0.0 - 6000.0 MHz)

Detailed Specification: Custom Calibration Sequence

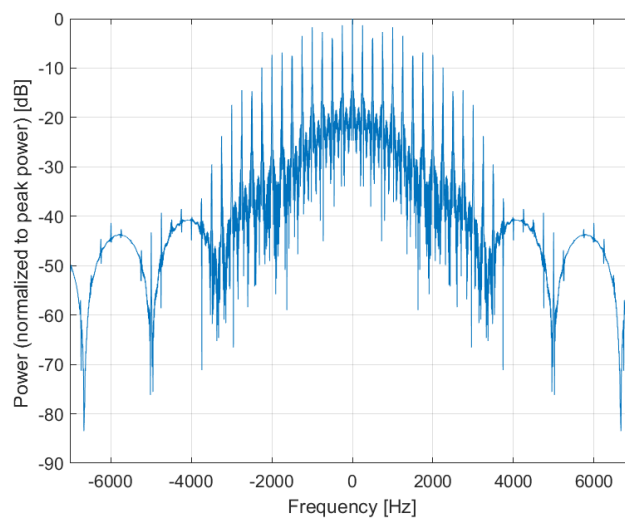
Bandwidth: 0.0 MHz
Integration Time: 271.0 ms

¹ PAR (0.1%) in accordance with FCC KDB 971168, Section 6.0 "Measurement of the Peak-to-Average Power Ratio (PAPR)"

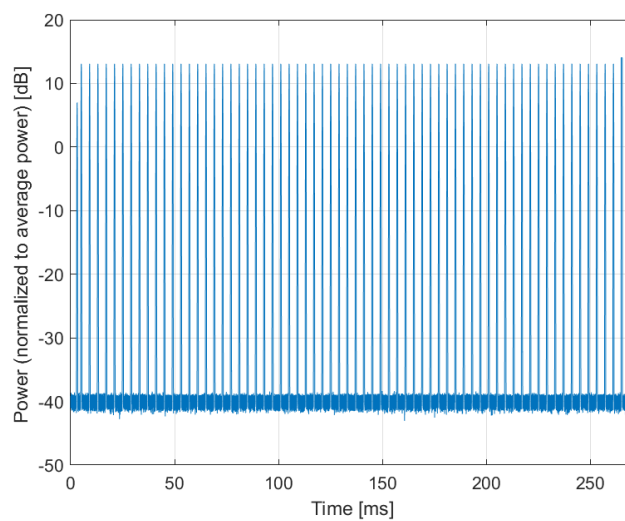
² Modulation Interference Factor (MIF) value valid only in conjunction with advanced probe response linearization calibration for the same communication system (same UID and version).



Complementary Cumulative Distribution Function (CCDF)



Frequency Domain



Time Domain

**Calibration Laboratory of
Schmid & Partner
Engineering AG**
Zeughausstrasse 43, 8004 Zurich, Switzerland

Name: **MRI (pi Sinc, 20ms, 2ms)**

Group: MRI
UID: 10977-AAA

PAR: ¹ **16.24 dB**
MIF: ² **8.47 dB**

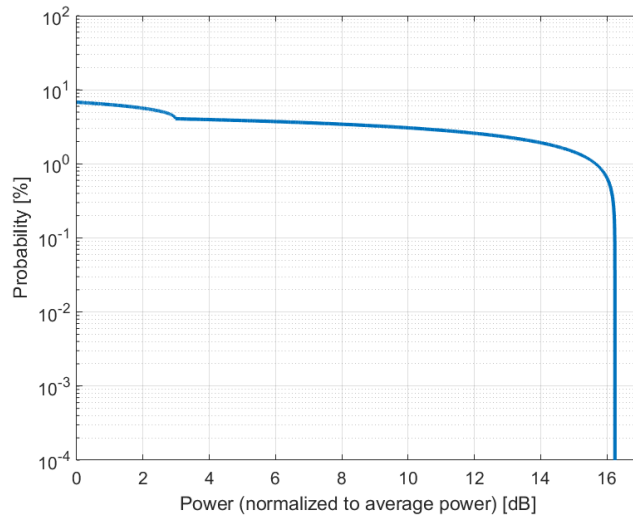
Standard Reference: SPEAG
Category: Random amplitude modulation
Modulation: AM
Frequency Band: MRI 1.5T (59.0 - 69.0 MHz)
MRI 3T (123.0 - 133.0 MHz)
Validation band (0.0 - 6000.0 MHz)

Detailed Specification: Pulse Shape: Sinc +/- 2 Pi
Repetition Rate: + 50 Hz
Duty Cycle: 10%

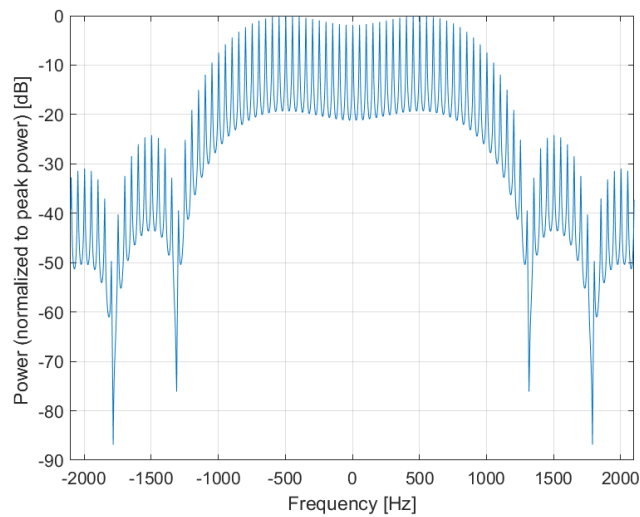
Bandwidth: 0.0 MHz
Integration Time: 20.0 ms

¹ PAR (0.1%) in accordance with FCC KDB 971168, Section 6.0 "Measurement of the Peak-to-Average Power Ratio (PAPR)"

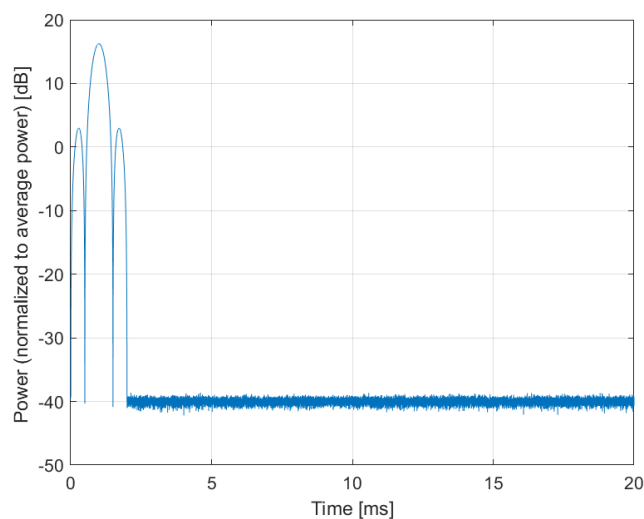
² Modulation Interference Factor (MIF) value valid only in conjunction with advanced probe response linearization calibration for the same communication system (same UID and version).



Complementary Cumulative Distribution Function (CCDF)



Frequency Domain



Time Domain

**Calibration Laboratory of
Schmid & Partner
Engineering AG**
Zeughausstrasse 43, 8004 Zurich, Switzerland

Name: **ULLA BDR**

Group: ULLA
UID: 10978-AAA

PAR: ¹ **1.16 dB**
MIF: ² **-3.98 dB**

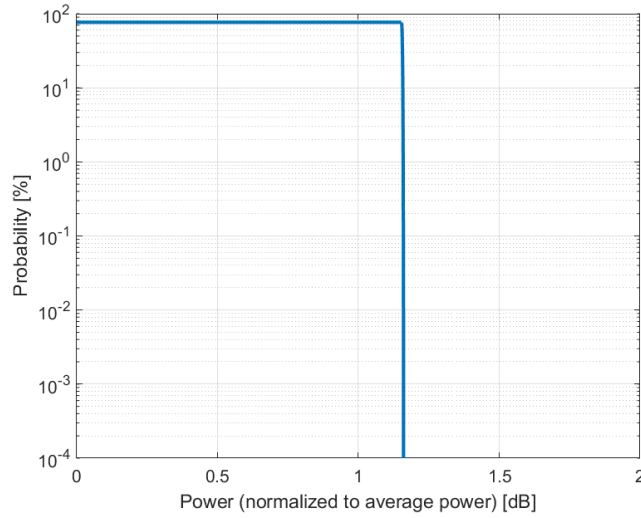
Standard Reference: -
Category: Random Amplitude Modulation
Modulation: -
Frequency Band: Band 0 (2402 - 2480 MHz)
Band 1 (5150 - 5250 MHz)
Band 2 (5725 - 5850 MHz)
Band 3 (5850 - 5925 MHz)
Band 4 (5925 - 6050 MHz)
Band 5 (6051 - 6175 MHz)
Band 6 (6176 - 6300 MHz)
Band 7 (6301 - 6425 MHz)
Validation band (0.0 - 6000.0 MHz)

Detailed Specification: BDR

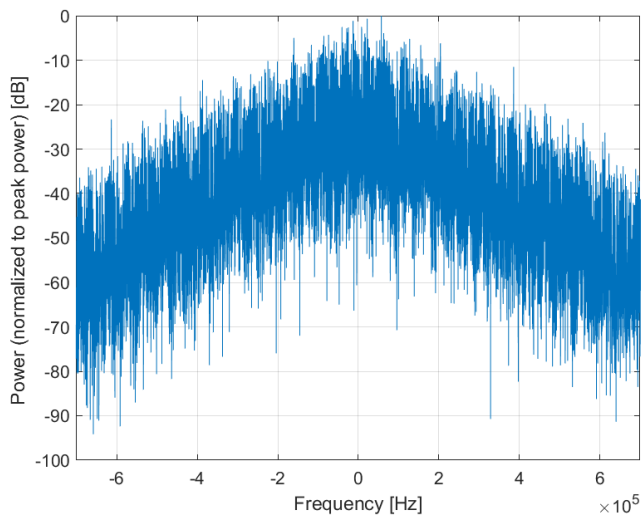
Bandwidth: 1.0 MHz
Integration Time: 3.8 ms

¹ PAR (0.1%) in accordance with FCC KDB 971168, Section 6.0 "Measurement of the Peak-to-Average Power Ratio (PAPR)"

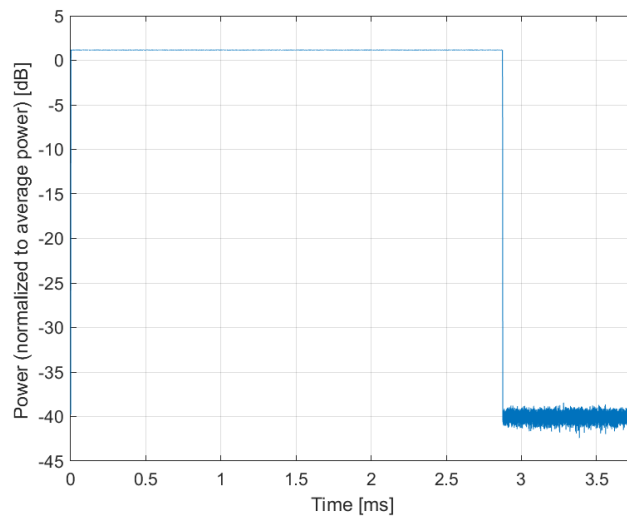
² Modulation Interference Factor (MIF) value valid only in conjunction with advanced probe response linearization calibration for the same communication system (same UID and version).



Complementary Cumulative Distribution Function (CCDF)



Frequency Domain



Time Domain

**Calibration Laboratory of
Schmid & Partner
Engineering AG**
Zeughausstrasse 43, 8004 Zurich, Switzerland

Name: **ULLA HDR4**

Group: ULLA
UID: 10979-AAA

PAR: ¹ **8.58 dB**
MIF: ² **0.89 dB**

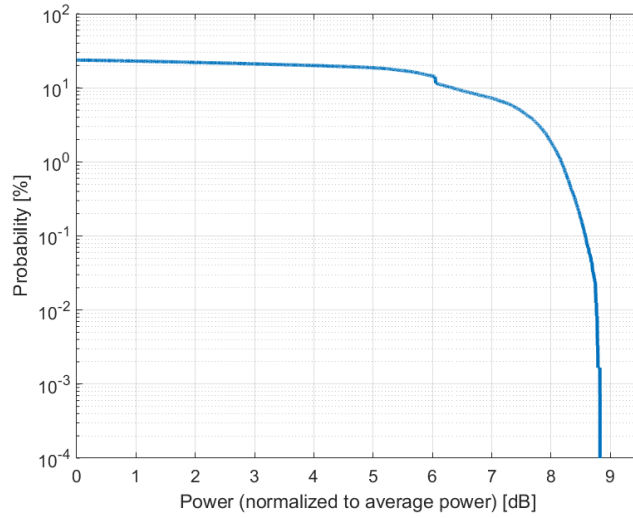
Standard Reference: -
Category: Random Amplitude Modulation
Modulation: -
Frequency Band: Band 0 (2402 - 2480 MHz)
Band 1 (5150 - 5250 MHz)
Band 2 (5725 - 5850 MHz)
Band 3 (5850 - 5925 MHz)
Band 4 (5925 - 6050 MHz)
Band 5 (6051 - 6175 MHz)
Band 6 (6176 - 6300 MHz)
Band 7 (6301 - 6425 MHz)
Validation band (0.0 - 6000.0 MHz)

Detailed Specification: HDR4

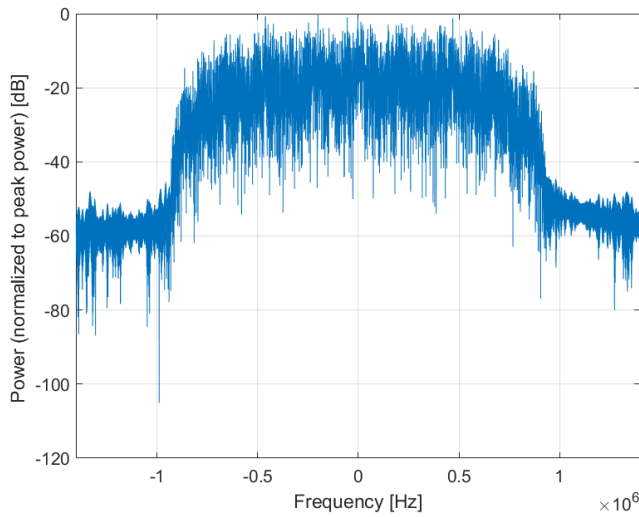
Bandwidth: 2.0 MHz
Integration Time: 3.8 ms

¹ PAR (0.1%) in accordance with FCC KDB 971168, Section 6.0 "Measurement of the Peak-to-Average Power Ratio (PAPR)"

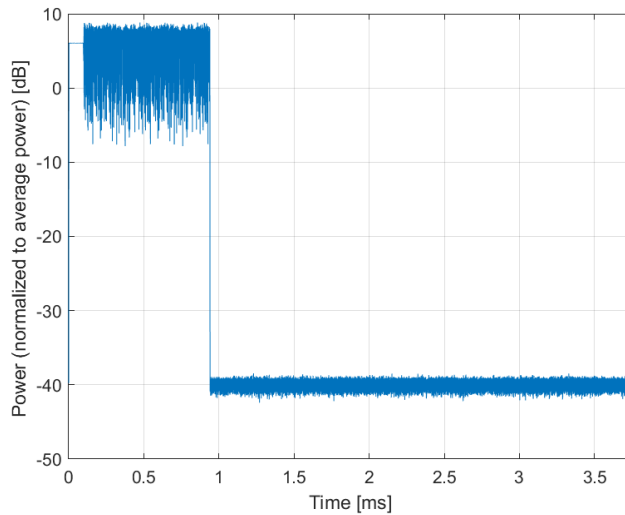
² Modulation Interference Factor (MIF) value valid only in conjunction with advanced probe response linearization calibration for the same communication system (same UID and version).



Complementary Cumulative Distribution Function (CCDF)



Frequency Domain



Time Domain

**Calibration Laboratory of
Schmid & Partner
Engineering AG**
Zeughausstrasse 43, 8004 Zurich, Switzerland

Name: **ULLA HDR8**

Group: ULLA
UID: 10980-AAA

PAR: ¹ **10.32 dB**
MIF: ² **2.43 dB**

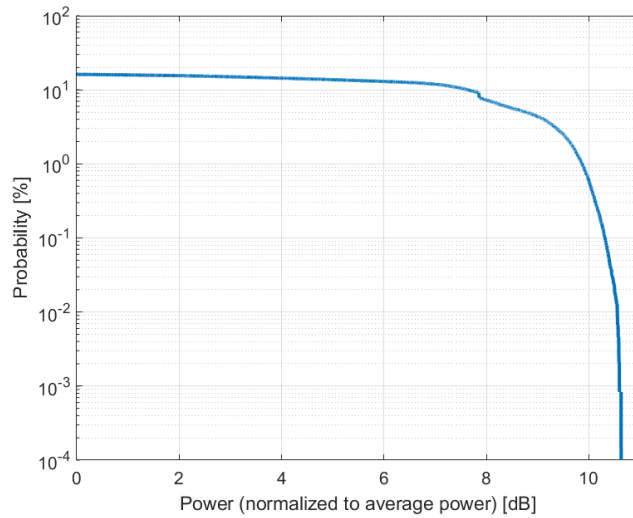
Standard Reference: -
Category: Random Amplitude Modulation
Modulation: -
Frequency Band: Band 0 (2402 - 2480 MHz)
Band 1 (5150 - 5250 MHz)
Band 2 (5725 - 5850 MHz)
Band 3 (5850 - 5925 MHz)
Band 4 (5925 - 6050 MHz)
Band 5 (6051 - 6175 MHz)
Band 6 (6176 - 6300 MHz)
Band 7 (6301 - 6425 MHz)
Validation band (0.0 - 6000.0 MHz)

Detailed Specification: HDR8

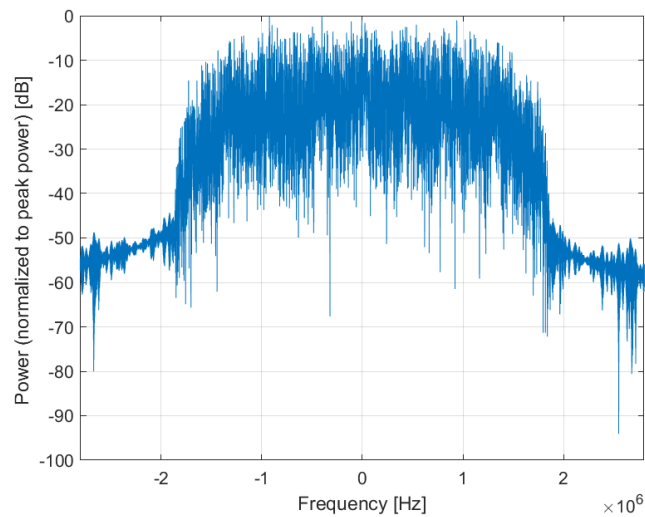
Bandwidth: 4.0 MHz
Integration Time: 3.8 ms

¹ PAR (0.1%) in accordance with FCC KDB 971168, Section 6.0 "Measurement of the Peak-to-Average Power Ratio (PAPR)"

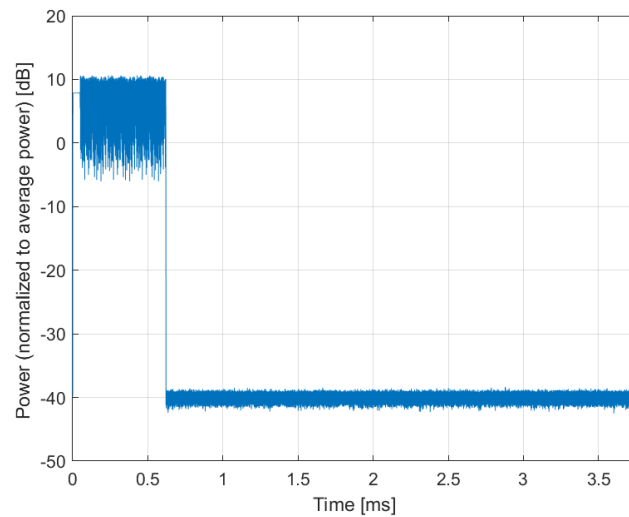
² Modulation Interference Factor (MIF) value valid only in conjunction with advanced probe response linearization calibration for the same communication system (same UID and version).



Complementary Cumulative Distribution Function (CCDF)



Frequency Domain



Time Domain

**Calibration Laboratory of
Schmid & Partner
Engineering AG**
Zeughausstrasse 43, 8004 Zurich, Switzerland

Name: **ULLA HDRp4**

Group: ULLA
UID: 10981-AAA

PAR: ¹ **3.19 dB**
MIF: ² **-5.68 dB**

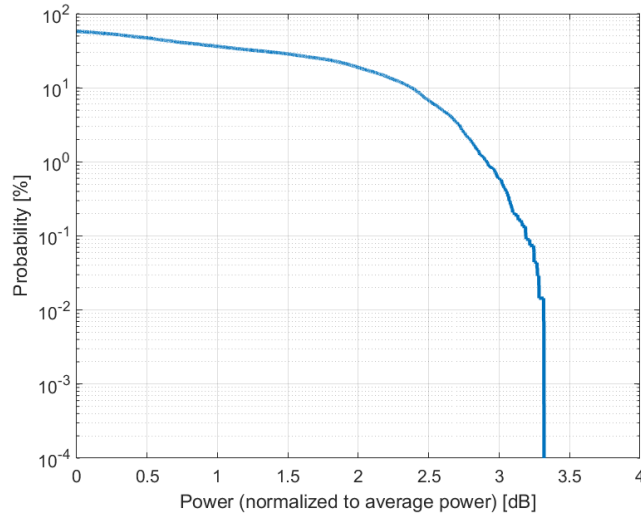
Standard Reference: -
Category: Random Amplitude Modulation
Modulation: -
Frequency Band: Band 0 (2402 - 2480 MHz)
Band 1 (5150 - 5250 MHz)
Band 2 (5725 - 5850 MHz)
Band 3 (5850 - 5925 MHz)
Band 4 (5925 - 6050 MHz)
Band 5 (6051 - 6175 MHz)
Band 6 (6176 - 6300 MHz)
Band 7 (6301 - 6425 MHz)
Validation band (0.0 - 6000.0 MHz)

Detailed Specification: HDRp4

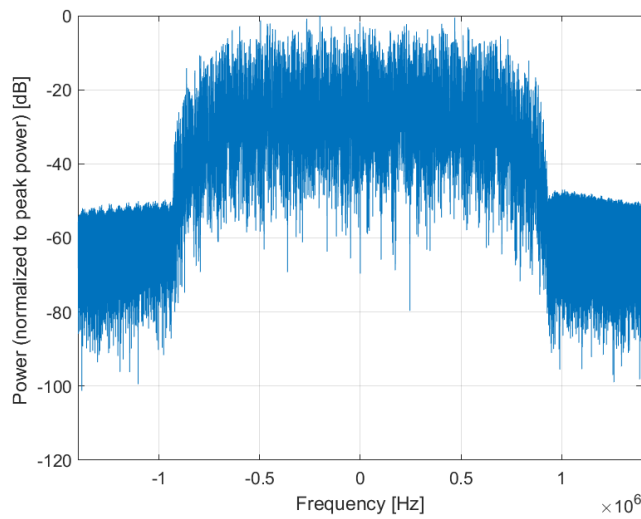
Bandwidth: 2.0 MHz
Integration Time: 12.5 ms

¹ PAR (0.1%) in accordance with FCC KDB 971168, Section 6.0 "Measurement of the Peak-to-Average Power Ratio (PAPR)"

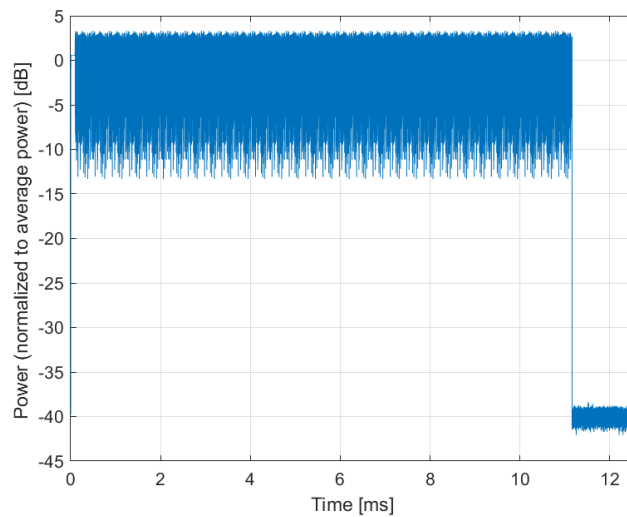
² Modulation Interference Factor (MIF) value valid only in conjunction with advanced probe response linearization calibration for the same communication system (same UID and version).



Complementary Cumulative Distribution Function (CCDF)



Frequency Domain



Time Domain

**Calibration Laboratory of
Schmid & Partner
Engineering AG**
Zeughausstrasse 43, 8004 Zurich, Switzerland

Name: **ULLA HDRp8**

Group: ULLA
UID: 10982-AAA

PAR: ¹ **3.43 dB**
MIF: ² **-5.57 dB**

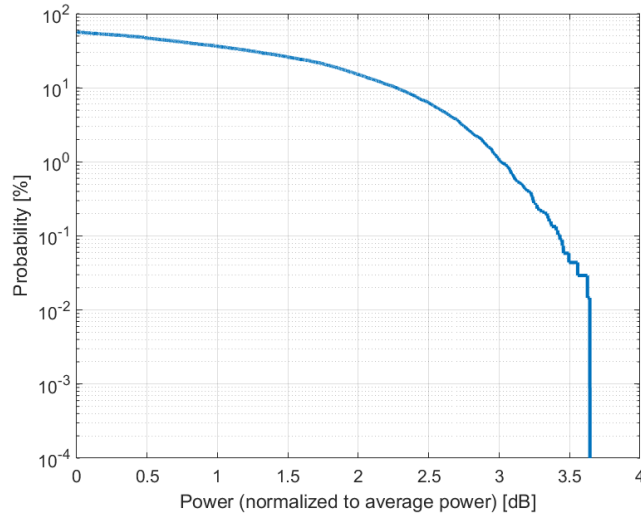
Standard Reference: -
Category: Random Amplitude Modulation
Modulation: -
Frequency Band: Band 0 (2402 - 2480 MHz)
Band 1 (5150 - 5250 MHz)
Band 2 (5725 - 5850 MHz)
Band 3 (5850 - 5925 MHz)
Band 4 (5925 - 6050 MHz)
Band 5 (6051 - 6175 MHz)
Band 6 (6176 - 6300 MHz)
Band 7 (6301 - 6425 MHz)
Validation band (0.0 - 6000.0 MHz)

Detailed Specification: HDRp8

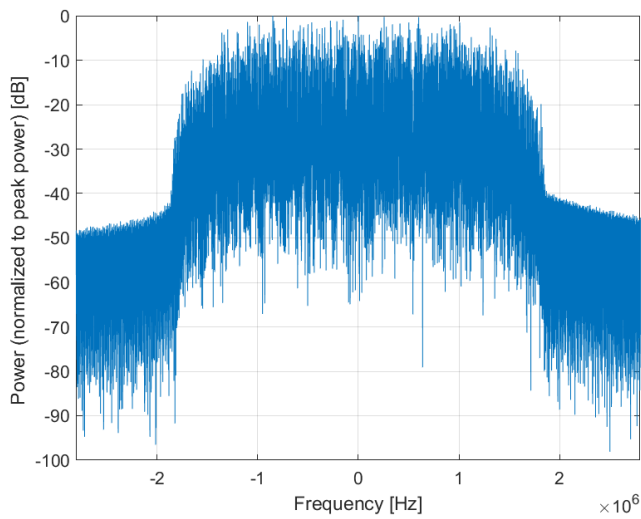
Bandwidth: 4.0 MHz
Integration Time: 6.2 ms

¹ PAR (0.1%) in accordance with FCC KDB 971168, Section 6.0 "Measurement of the Peak-to-Average Power Ratio (PAPR)"

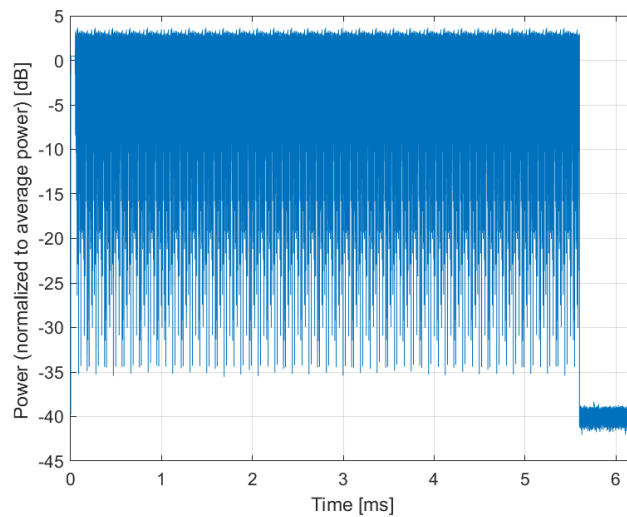
² Modulation Interference Factor (MIF) value valid only in conjunction with advanced probe response linearization calibration for the same communication system (same UID and version).



Complementary Cumulative Distribution Function (CCDF)



Frequency Domain



Time Domain

**Calibration Laboratory of
Schmid & Partner
Engineering AG**
Zeughausstrasse 43, 8004 Zurich, Switzerland

Name: **5G NR DL (CP-OFDM, TM 3.1, 40 MHz, 64-QAM, 15 kHz)**

Group: 5G NR FR1 TDD
UID: 10983-AAA

PAR: ¹ **9.31 dB**
MIF: ² **-4.23 dB**

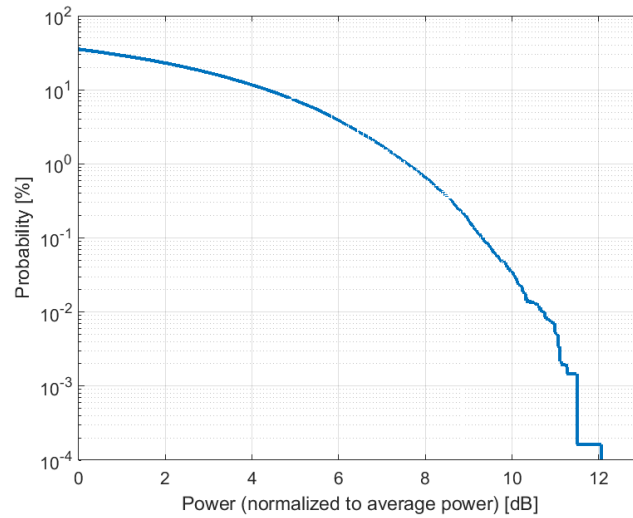
Standard Reference: SPEAG
Category: Random amplitude modulation
Modulation: 64-QAM
Frequency Band: Band n38 (2570 - 2620 MHz)
Band n39 (1880 - 1920 MHz)
Band n40 (2300 - 2400 MHz)
Band n41 (2496 - 2690 MHz)
Band n48 (3550 - 3700 MHz)
Band n50 (1432 - 1517 MHz)
Band n77 (3300 - 4200 MHz)
Band n78 (3300 - 3800 MHz)
Band n79 (4400 - 5000 MHz)
Band n90 (2496 - 2690 MHz)
Band n47 (5855 - 5925 MHz)
Validation band (0.0 - 6000.0 MHz)

Detailed Specification: Multiplexing Scheme: CP-OFDM
Modulation Scheme: 64-QAM
Subcarrier Spacing: 15 kHz
Model: TM 3.1
Data Type: PN9

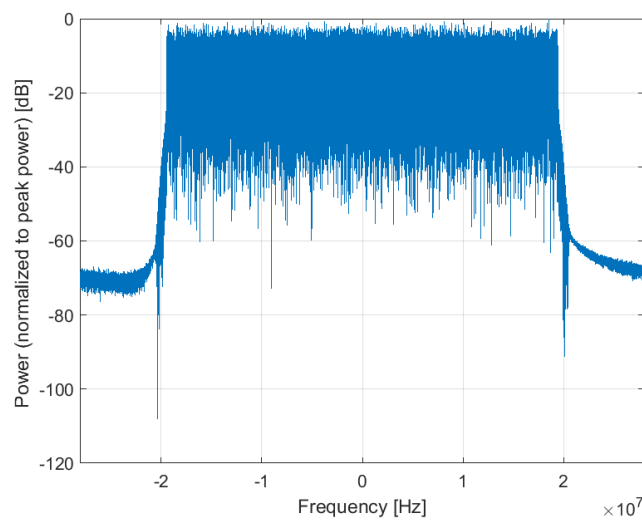
Bandwidth: 40.0 MHz
Integration Time: 10.0 ms

¹ PAR (0.1%) in accordance with FCC KDB 971168, Section 6.0 "Measurement of the Peak-to-Average Power Ratio (PAPR)"

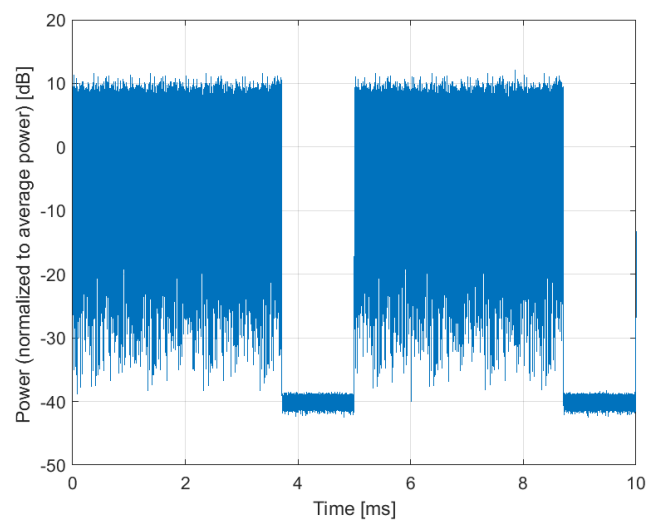
² Modulation Interference Factor (MIF) value valid only in conjunction with advanced probe response linearization calibration for the same communication system (same UID and version).



Complementary Cumulative Distribution Function (CCDF)



Frequency Domain



Time Domain

**Calibration Laboratory of
Schmid & Partner
Engineering AG**
Zeughausstrasse 43, 8004 Zurich, Switzerland

Name: **5G NR DL (CP-OFDM, TM 3.1, 50 MHz, 64-QAM, 15 kHz)**

Group: 5G NR FR1 TDD
UID: 10984-AAA

PAR: ¹ **9.42 dB**
MIF: ² **-4.23 dB**

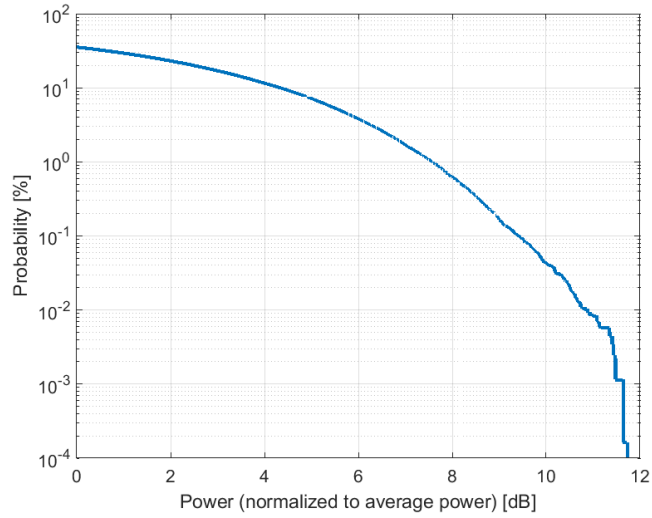
Standard Reference: SPEAG
Category: Random amplitude modulation
Modulation: 64-QAM
Frequency Band: Band n40 (2300 - 2400 MHz)
Band n41 (2496 - 2690 MHz)
Band n48 (3550 - 3700 MHz)
Band n50 (1432 - 1517 MHz)
Band n77 (3300 - 4200 MHz)
Band n78 (3300 - 3800 MHz)
Band n79 (4400 - 5000 MHz)
Band n90 (2496 - 2690 MHz)
Validation band (0.0 - 6000.0 MHz)

Detailed Specification: Multiplexing Scheme: CP-OFDM
Modulation Scheme: 64-QAM
Subcarrier Spacing: 15 kHz
Model: TM 3.1
Data Type: PN9

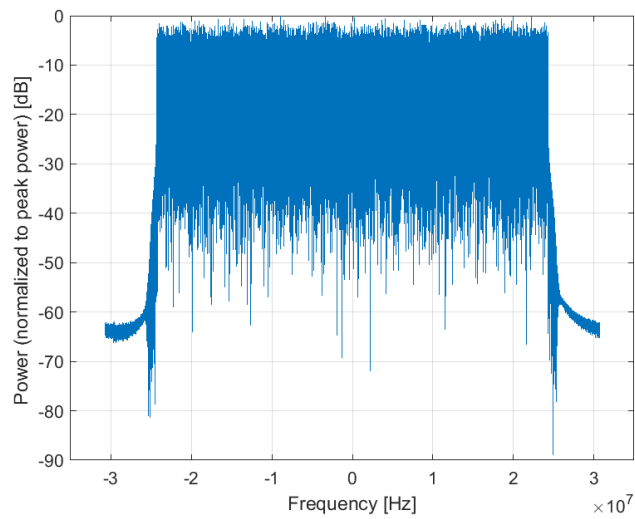
Bandwidth: 50.0 MHz
Integration Time: 10.0 ms

¹ PAR (0.1%) in accordance with FCC KDB 971168, Section 6.0 "Measurement of the Peak-to-Average Power Ratio (PAPR)"

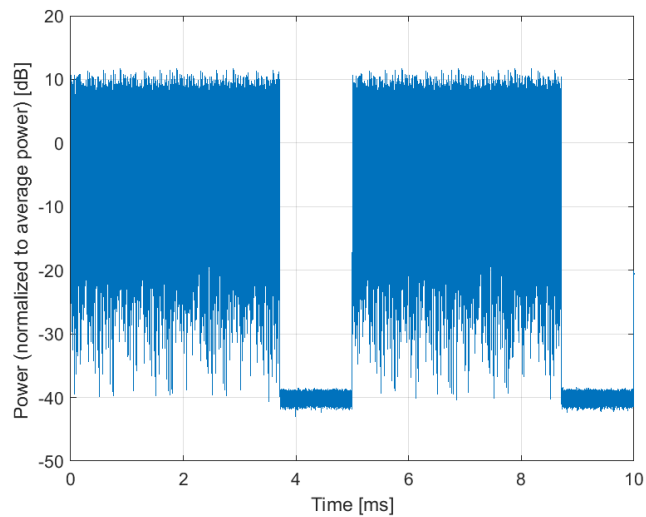
² Modulation Interference Factor (MIF) value valid only in conjunction with advanced probe response linearization calibration for the same communication system (same UID and version).



Complementary Cumulative Distribution Function (CCDF)



Frequency Domain



Time Domain

**Calibration Laboratory of
Schmid & Partner
Engineering AG**
Zeughausstrasse 43, 8004 Zurich, Switzerland

Name: **5G NR DL (CP-OFDM, TM 3.1, 40 MHz, 64-QAM, 30 kHz)**

Group: 5G NR FR1 TDD
UID: 10985-AAA

PAR: ¹ **9.54 dB**
MIF: ² **-4.23 dB**

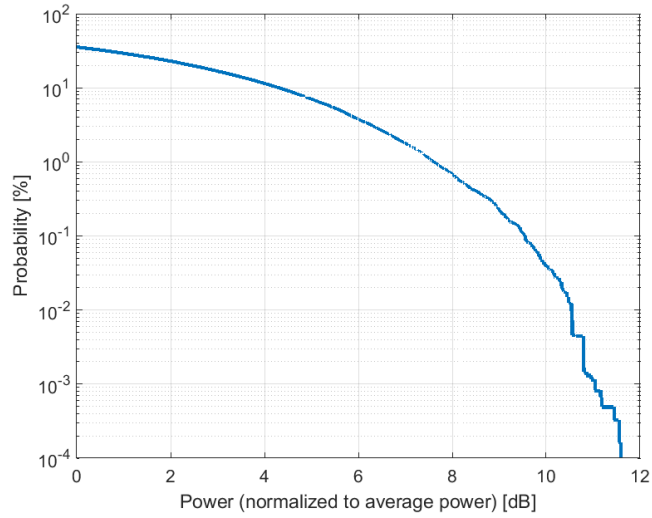
Standard Reference: SPEAG
Category: Random amplitude modulation
Modulation: 64-QAM
Frequency Band: Band n38 (2570 - 2620 MHz)
Band n39 (1880 - 1920 MHz)
Band n40 (2300 - 2400 MHz)
Band n41 (2496 - 2690 MHz)
Band n48 (3550 - 3700 MHz)
Band n50 (1432 - 1517 MHz)
Band n77 (3300 - 4200 MHz)
Band n78 (3300 - 3800 MHz)
Band n79 (4400 - 5000 MHz)
Band n90 (2496 - 2690 MHz)
Band n47 (5855 - 5925 MHz)
Validation band (0.0 - 6000.0 MHz)

Detailed Specification: Multiplexing Scheme: CP-OFDM
Modulation Scheme: 64-QAM
Subcarrier Spacing: 30 kHz
Model: TM 3.1
Data Type: PN9

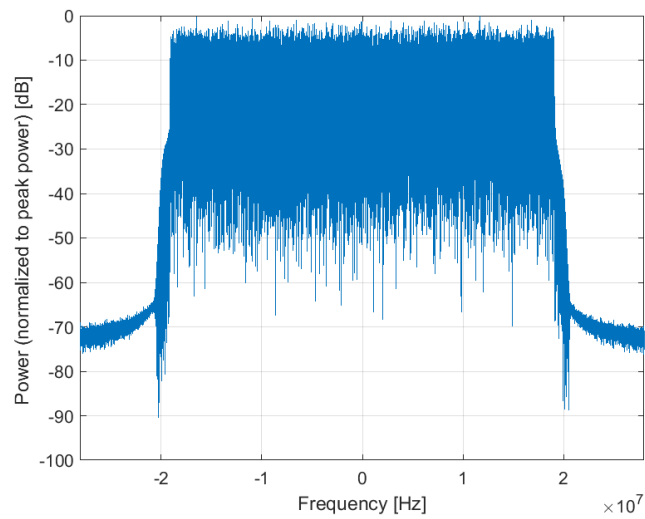
Bandwidth: 40.0 MHz
Integration Time: 10.0 ms

¹ PAR (0.1%) in accordance with FCC KDB 971168, Section 6.0 "Measurement of the Peak-to-Average Power Ratio (PAPR)"

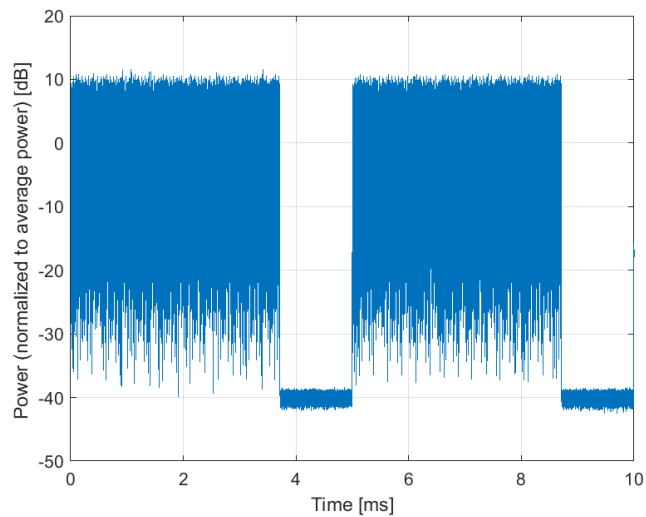
² Modulation Interference Factor (MIF) value valid only in conjunction with advanced probe response linearization calibration for the same communication system (same UID and version).



Complementary Cumulative Distribution Function (CCDF)



Frequency Domain



Time Domain

**Calibration Laboratory of
Schmid & Partner
Engineering AG**
Zeughausstrasse 43, 8004 Zurich, Switzerland

Name: **5G NR DL (CP-OFDM, TM 3.1, 50 MHz, 64-QAM, 30 kHz)**

Group: 5G NR FR1 TDD
UID: 10986-AAA

PAR: ¹ **9.50 dB**
MIF: ² **-4.23 dB**

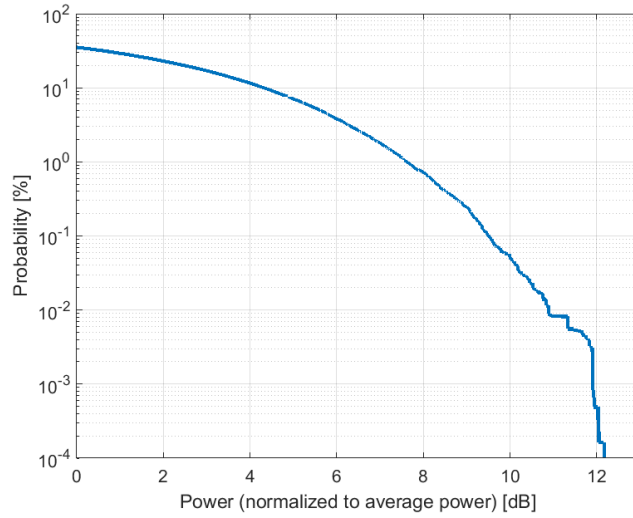
Standard Reference: SPEAG
Category: Random amplitude modulation
Modulation: 64-QAM
Frequency Band: Band n40 (2300 - 2400 MHz)
Band n41 (2496 - 2690 MHz)
Band n48 (3550 - 3700 MHz)
Band n50 (1432 - 1517 MHz)
Band n77 (3300 - 4200 MHz)
Band n78 (3300 - 3800 MHz)
Band n79 (4400 - 5000 MHz)
Band n90 (2496 - 2690 MHz)
Validation band (0.0 - 6000.0 MHz)

Detailed Specification: Multiplexing Scheme: CP-OFDM
Modulation Scheme: 64-QAM
Subcarrier Spacing: 30 kHz
Model: TM 3.1
Data Type: PN9

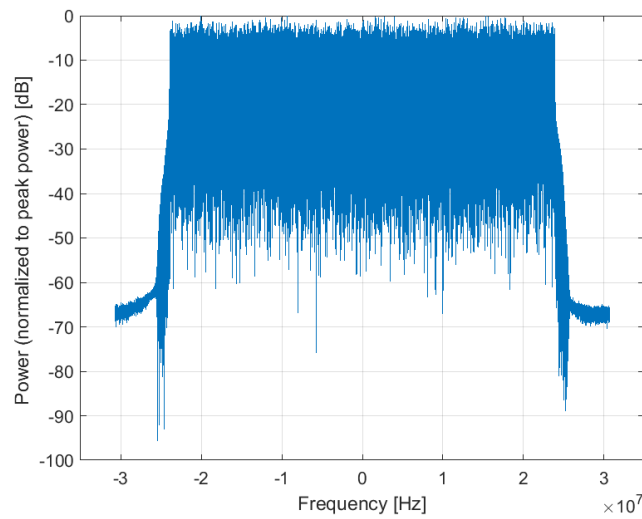
Bandwidth: 50.0 MHz
Integration Time: 10.0 ms

¹ PAR (0.1%) in accordance with FCC KDB 971168, Section 6.0 "Measurement of the Peak-to-Average Power Ratio (PAPR)"

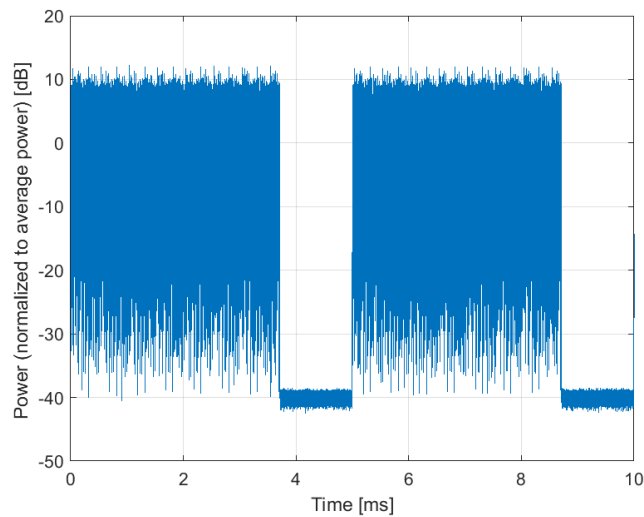
² Modulation Interference Factor (MIF) value valid only in conjunction with advanced probe response linearization calibration for the same communication system (same UID and version).



Complementary Cumulative Distribution Function (CCDF)



Frequency Domain



Time Domain

**Calibration Laboratory of
Schmid & Partner
Engineering AG**
Zeughausstrasse 43, 8004 Zurich, Switzerland

Name: **5G NR DL (CP-OFDM, TM 3.1, 60 MHz, 64-QAM, 30 kHz)**

Group: 5G NR FR1 TDD
UID: 10987-AAA

PAR: ¹ **9.53 dB**
MIF: ² **-4.23 dB**

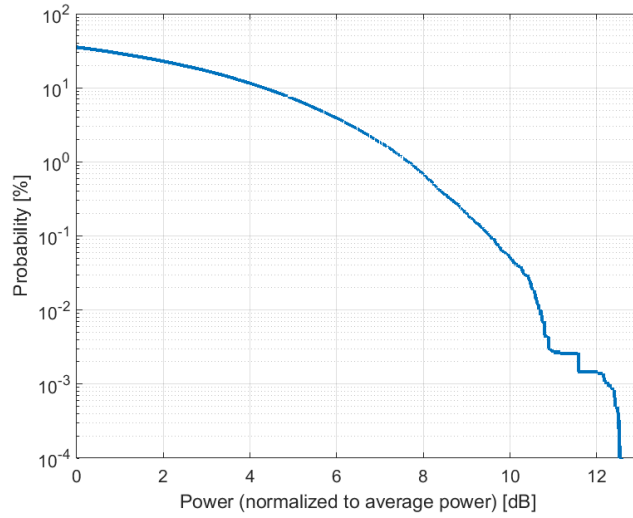
Standard Reference: SPEAG
Category: Random amplitude modulation
Modulation: 64-QAM
Frequency Band: Band n40 (2300 - 2400 MHz)
Band n41 (2496 - 2690 MHz)
Band n48 (3550 - 3700 MHz)
Band n50 (1432 - 1517 MHz)
Band n77 (3300 - 4200 MHz)
Band n78 (3300 - 3800 MHz)
Band n79 (4400 - 5000 MHz)
Band n90 (2496 - 2690 MHz)
Validation band (0.0 - 6000.0 MHz)

Detailed Specification: Multiplexing Scheme: CP-OFDM
Modulation Scheme: 64-QAM
Subcarrier Spacing: 30 kHz
Model: TM 3.1
Data Type: PN9

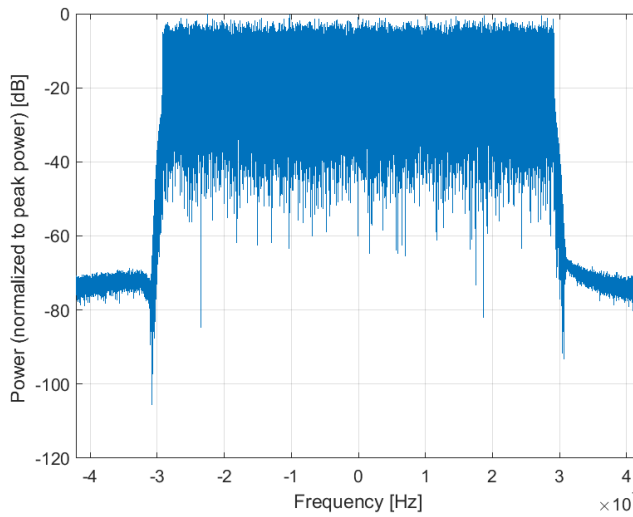
Bandwidth: 60.0 MHz
Integration Time: 10.0 ms

¹ PAR (0.1%) in accordance with FCC KDB 971168, Section 6.0 "Measurement of the Peak-to-Average Power Ratio (PAPR)"

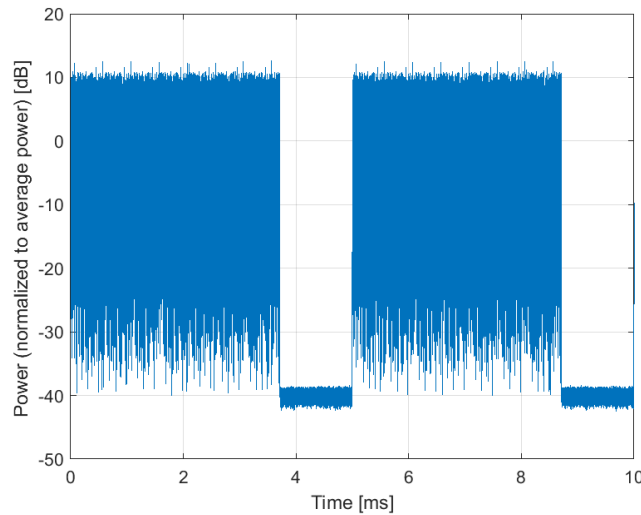
² Modulation Interference Factor (MIF) value valid only in conjunction with advanced probe response linearization calibration for the same communication system (same UID and version).



Complementary Cumulative Distribution Function (CCDF)



Frequency Domain



Time Domain

**Calibration Laboratory of
Schmid & Partner
Engineering AG**
Zeughausstrasse 43, 8004 Zurich, Switzerland

Name: **5G NR DL (CP-OFDM, TM 3.1, 70 MHz, 64-QAM, 30 kHz)**

Group: 5G NR FR1 TDD
UID: 10988-AAA

PAR: ¹ **9.38 dB**
MIF: ² **-4.23 dB**

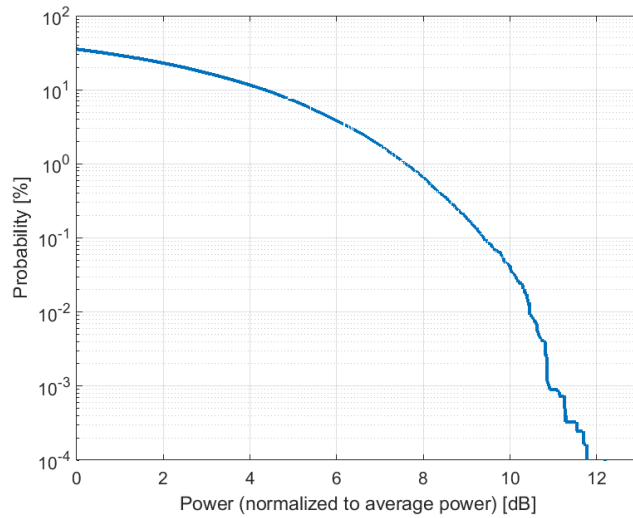
Standard Reference: SPEAG
Category: Random amplitude modulation
Modulation: 64-QAM
Frequency Band: Band n40 (2300 - 2400 MHz)
Band n41 (2496 - 2690 MHz)
Band n48 (3550 - 3700 MHz)
Band n50 (1432 - 1517 MHz)
Band n77 (3300 - 4200 MHz)
Band n78 (3300 - 3800 MHz)
Band n79 (4400 - 5000 MHz)
Band n90 (2496 - 2690 MHz)
Validation band (0.0 - 6000.0 MHz)

Detailed Specification: Multiplexing Scheme: CP-OFDM
Modulation Scheme: 64-QAM
Subcarrier Spacing: 30 kHz
Model: TM 3.1
Data Type: PN9

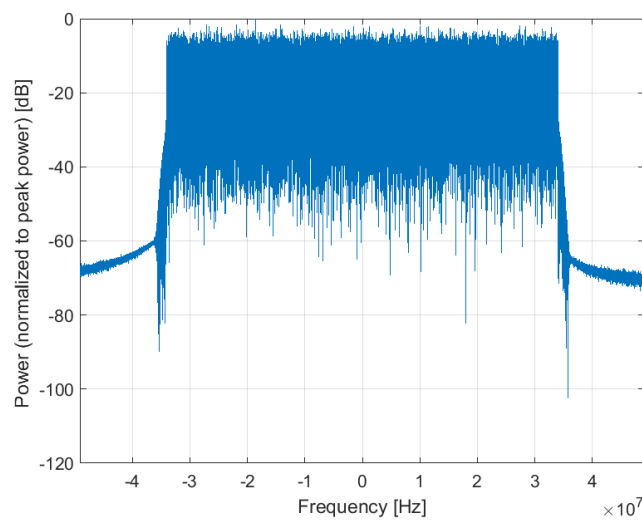
Bandwidth: 70.0 MHz
Integration Time: 10.0 ms

¹ PAR (0.1%) in accordance with FCC KDB 971168, Section 6.0 "Measurement of the Peak-to-Average Power Ratio (PAPR)"

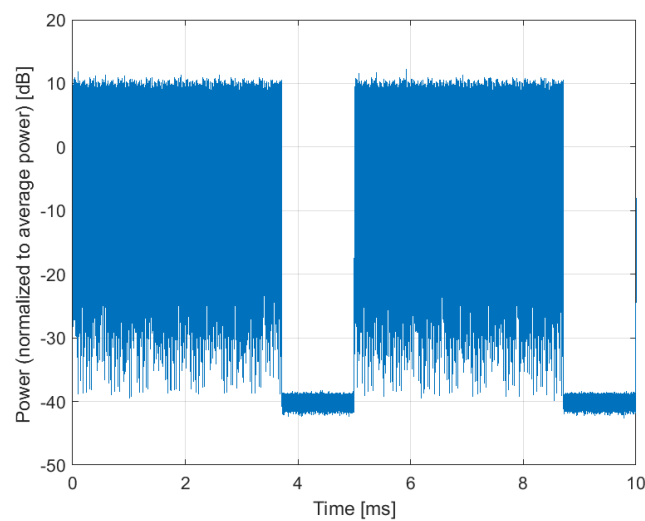
² Modulation Interference Factor (MIF) value valid only in conjunction with advanced probe response linearization calibration for the same communication system (same UID and version).



Complementary Cumulative Distribution Function (CCDF)



Frequency Domain



Time Domain

**Calibration Laboratory of
Schmid & Partner
Engineering AG**
Zeughausstrasse 43, 8004 Zurich, Switzerland

Name: **5G NR DL (CP-OFDM, TM 3.1, 80 MHz, 64-QAM, 30 kHz)**

Group: 5G NR FR1 TDD
UID: 10989-AAA

PAR: ¹ **9.33 dB**
MIF: ² **-4.23 dB**

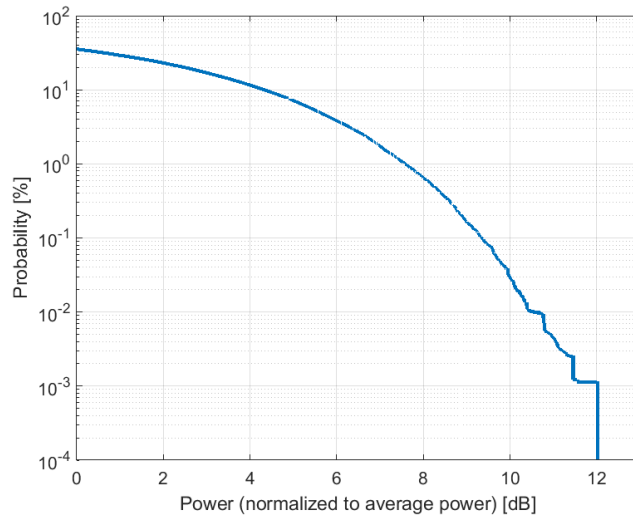
Standard Reference: SPEAG
Category: Random amplitude modulation
Modulation: 64-QAM
Frequency Band: Band n40 (2300 - 2400 MHz)
Band n41 (2496 - 2690 MHz)
Band n48 (3550 - 3700 MHz)
Band n50 (1432 - 1517 MHz)
Band n77 (3300 - 4200 MHz)
Band n78 (3300 - 3800 MHz)
Band n79 (4400 - 5000 MHz)
Band n90 (2496 - 2690 MHz)
Validation band (0.0 - 6000.0 MHz)

Detailed Specification: Multiplexing Scheme: CP-OFDM
Modulation Scheme: 64-QAM
Subcarrier Spacing: 30 kHz
Model: TM 3.1
Data Type: PN9

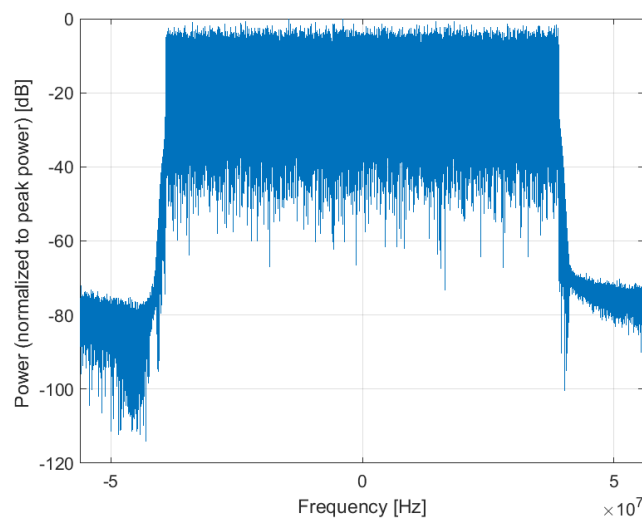
Bandwidth: 80.0 MHz
Integration Time: 10.0 ms

¹ PAR (0.1%) in accordance with FCC KDB 971168, Section 6.0 "Measurement of the Peak-to-Average Power Ratio (PAPR)"

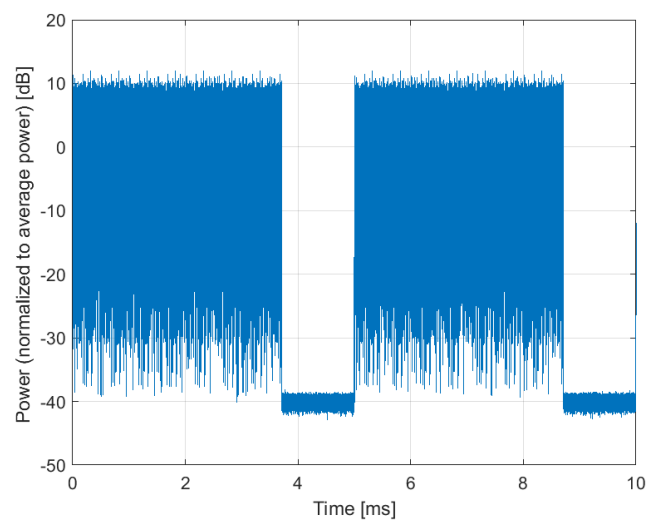
² Modulation Interference Factor (MIF) value valid only in conjunction with advanced probe response linearization calibration for the same communication system (same UID and version).



Complementary Cumulative Distribution Function (CCDF)



Frequency Domain



Time Domain

**Calibration Laboratory of
Schmid & Partner
Engineering AG**
Zeughausstrasse 43, 8004 Zurich, Switzerland

Name: **5G NR DL (CP-OFDM, TM 3.1, 90 MHz, 64-QAM, 30 kHz)**

Group: 5G NR FR1 TDD
UID: 10990-AAA

PAR: ¹ **9.52 dB**
MIF: ² **-4.23 dB**

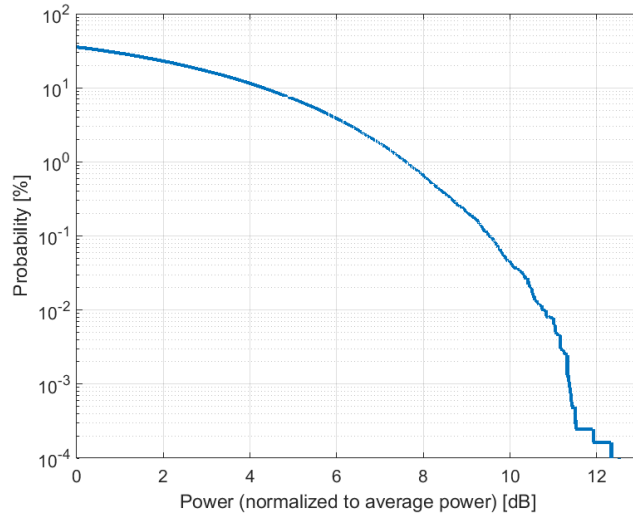
Standard Reference: SPEAG
Category: Random amplitude modulation
Modulation: 64-QAM
Frequency Band: Band n41 (2496 - 2690 MHz)
Band n48 (3550 - 3700 MHz)
Band n77 (3300 - 4200 MHz)
Band n78 (3300 - 3800 MHz)
Band n90 (2496 - 2690 MHz)
Validation band (0.0 - 6000.0 MHz)

Detailed Specification: Multiplexing Scheme: CP-OFDM
Modulation Scheme: 64-QAM
Subcarrier Spacing: 30 kHz
Model: TM 3.1
Data Type: PN9

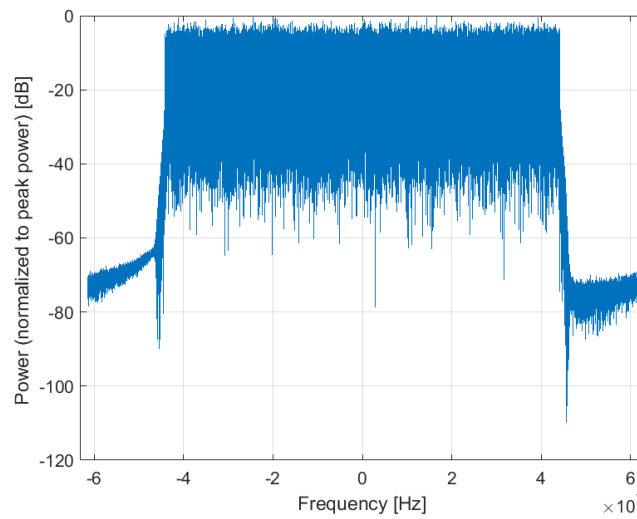
Bandwidth: 90.0 MHz
Integration Time: 10.0 ms

¹ PAR (0.1%) in accordance with FCC KDB 971168, Section 6.0 "Measurement of the Peak-to-Average Power Ratio (PAPR)"

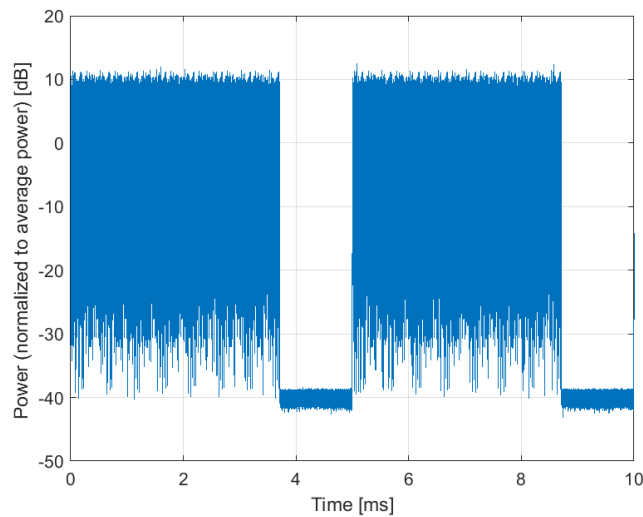
² Modulation Interference Factor (MIF) value valid only in conjunction with advanced probe response linearization calibration for the same communication system (same UID and version).



Complementary Cumulative Distribution Function (CCDF)



Frequency Domain



Time Domain

**Calibration Laboratory of
Schmid & Partner
Engineering AG**
Zeughausstrasse 43, 8004 Zurich, Switzerland

Name: **MRI (2pi Sinc, 5.1ms, 1.5232ms)**

Group: MRI
UID: 10991-AAA

PAR: ¹ **11.49 dB**
MIF: ² **4.25 dB**

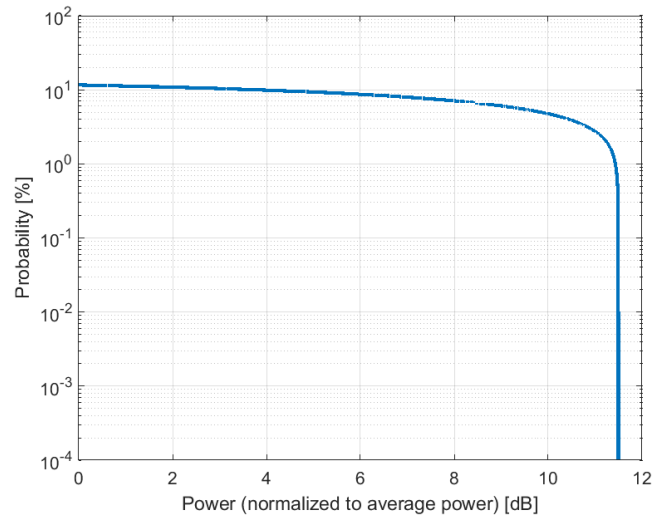
Standard Reference: SPEAG
Category: Random amplitude modulation
Modulation: AM
Frequency Band: MRI 1.5T (59.0 - 69.0 MHz)
MRI 3T (123.0 - 133.0 MHz)
Validation band (0.0 - 6000.0 MHz)

Detailed Specification: Pulse Shape: Sinc +/- 2 Pi
Repetition Rate: + 196 Hz
Duty Cycle: 29.9%

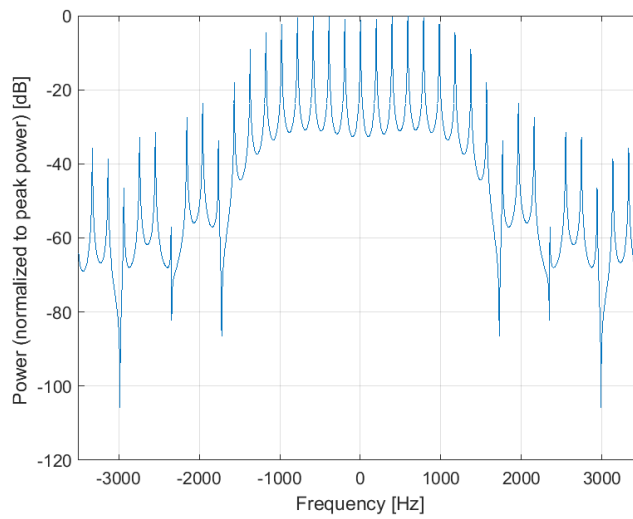
Bandwidth: 0.0 MHz
Integration Time: 5.1 ms

¹ PAR (0.1%) in accordance with FCC KDB 971168, Section 6.0 "Measurement of the Peak-to-Average Power Ratio (PAPR)"

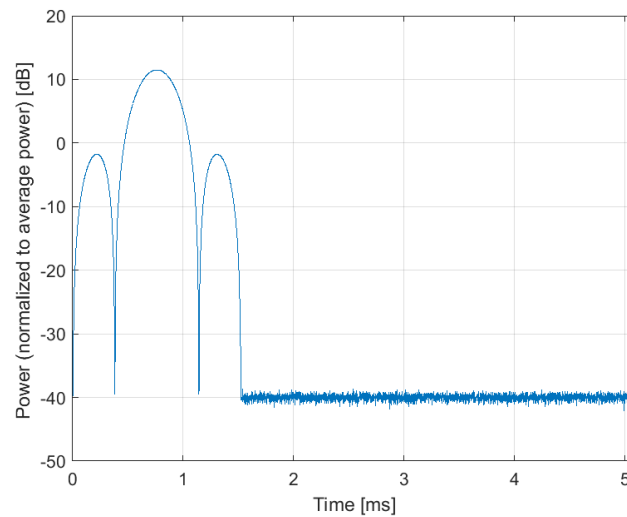
² Modulation Interference Factor (MIF) value valid only in conjunction with advanced probe response linearization calibration for the same communication system (same UID and version).



Complementary Cumulative Distribution Function (CCDF)



Frequency Domain



Time Domain

**Calibration Laboratory of
Schmid & Partner
Engineering AG**
Zeughausstrasse 43, 8004 Zurich, Switzerland

Name: **MRI (2pi Sinc, 9.1ms, 3ms)**

Group: MRI
UID: 10992-AAA

PAR: ¹ **12.77 dB**
MIF: ² **5.27 dB**

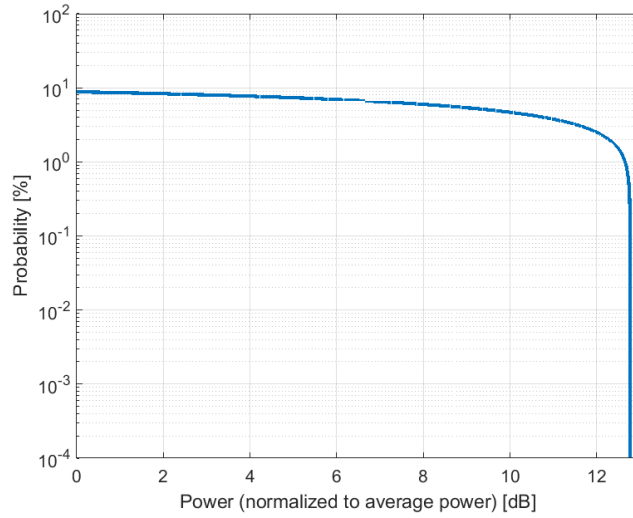
Standard Reference: SPEAG
Category: Random amplitude modulation
Modulation: AM
Frequency Band: MRI 1.5T (59.0 - 69.0 MHz)
MRI 3T (123.0 - 133.0 MHz)
Validation band (0.0 - 6000.0 MHz)

Detailed Specification: Pulse Shape: Sinc +/- 2 Pi
Repetition Rate: + 110 Hz
Duty Cycle: 33.0%

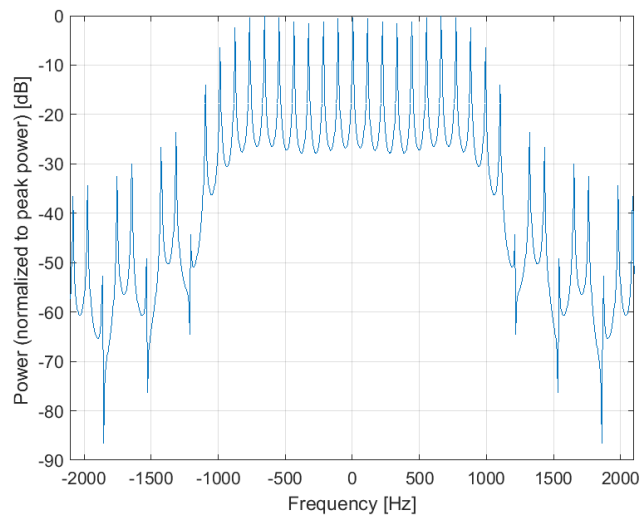
Bandwidth: 0.0 MHz
Integration Time: 9.1 ms

¹ PAR (0.1%) in accordance with FCC KDB 971168, Section 6.0 "Measurement of the Peak-to-Average Power Ratio (PAPR)"

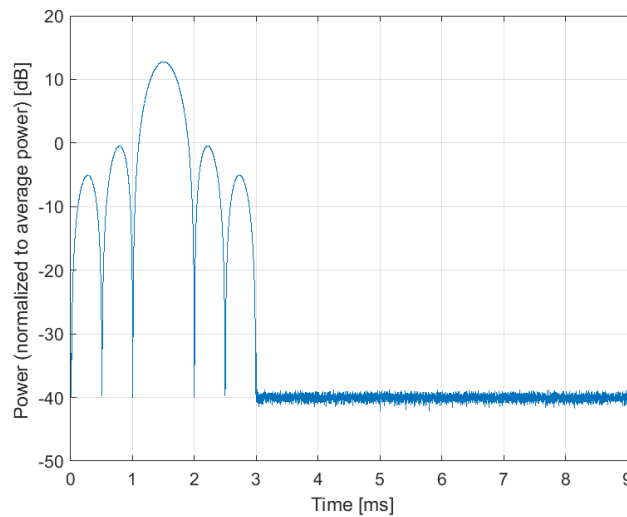
² Modulation Interference Factor (MIF) value valid only in conjunction with advanced probe response linearization calibration for the same communication system (same UID and version).



Complementary Cumulative Distribution Function (CCDF)



Frequency Domain



Time Domain