

MEASUREMENTS

Advanced Time-Domain Field Evaluations at <10 MHz



With the release of software version 3.2 for both MAGPy3 and DASY8/6 Module WPT3, the full power of the MAGPy3 device is unleashed. From burst waveforms to time-averaged field envelopes, these capabilities provide unique insights and significantly improve the efficiency and reliability of compliance testing for wireless power transfer devices. Read more [here](#).

DASY8^{3D} V1.10



[DASY8^{3D} V1.10](#) is SPEAG's latest advancement in specific absorption rate high-throughput technology. The updated system is more efficient and accurate, with enhanced virtual resolution provided by the *Smart Measurement* feature and on-the-fly wireless charging. Fully automated testing of the most complex smart wireless devices has become a reality!

SIMULATIONS



Next-level *Modeling Intelligence* has been introduced with the latest release [Sim4Life.web V9.2](#), marking the start of a powerful toolset that turns simulation data into actionable insights. Sim4Life's upgraded multi-objective optimizer enables engineers and scientists to visualize competing goals – for example, safety limits, therapeutic efficacy, and power efficiency – through interactive Pareto plots for a wide range of applications, including deep brain and cardiac stimulation, magnetic resonance imaging (MRI) coil design, and implant antennas. In addition, [Sim4Life V9.2 desktop](#) has recently been released.

RESEARCH PROJECTS


STASIS, MEWS, and SEAWave Projects Completed

We continue to pursue our mission to push the boundaries of electromagnetic (EM) field methodologies. The last quarter marked the completion of three exciting projects: "STASIS: STandardization for Safe Implant Scanning in MRI"; "MEWS: Metrology for Emerging Wireless Standards"; and "SEAWave: Scientific-based Exposure and risk Assessment of radiofrequency and mm-Wave systems from children to elderly (5G and Beyond)". These three consortia brought together exceptional expertise, ideas, and perspectives, enriched by continuous collaboration and meaningful scientific exchange, and we look forward to future collaborations. The results of these projects provide important insights relevant for international standards on EM exposure, and IT²IS hosted a week of standardization meetings for working groups of the ISO/TC 150/SC 6 - IEC/SC 62D committees, October, 20–24, 2025.



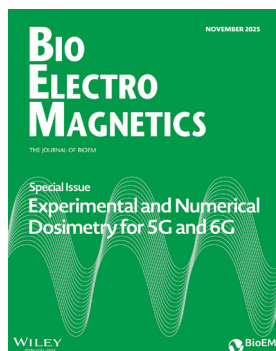
VIRTUAL POPULATION

Upgraded ViP Models



[The Virtual Population \(ViP\)](#) is continually growing. This quarter, [six new ViP](#) models with advanced posing capabilities were introduced. The improvements include more realistic deformations for limbs in extreme postures – such as arms raised overhead – and additional spinal joints that enable more natural bending of the neck and back.

PUBLICATIONS



The second edition of the Bioelectromagnetics Journal Special Issue series, dedicated to the Experimental and Numerical Dosimetry for 5G and 6G, was recently released. An overview of the publications included is available [here](#). All of the papers are open access, available for direct download from the journal's website.

KATJA POKOVIĆ RESEARCH FUND


Call for Applications

We are excited to share that the next call for the [Katja Poković Research Fellowship](#) is coming soon! This fellowship offers an excellent opportunity for female researchers to pursue innovative, high-impact projects in the areas of EM energy and information technologies, near-field EM measurement technology, dosimetry, calibration methods for EM sensors, or bioelectromagnetics. If you have a bold idea and the drive to push the boundaries of science, now is the perfect time to start preparing your proposal – the call will open on February 18, 2026!



SALES AGENTS' WEEK

A huge thank-you to everyone who joined us for an amazing Annual Strategic [Sales Meeting 2025](#) – a fantastic gathering of our global partners at Z43 filled with great discussions, practical workshops, and fruitful collaborations – including a spectacular event with a rare private performance by a traditional Zäuerli group from Appenzell Ausserrhoden! We are excited for what's ahead as we turn this shared energy into action.



RESEARCH

PUBLICATIONS

Dosimetric Electromagnetic Safety of People with Implants: A Neglected Population?

L. Kranold, *et al.*, 2025, Bioelectromagnetics, doi: [10.1002/bem.70023](#) (online 25 September 2025)

Evaluation of Exposure Assessment Methods and Procedures for Induction Hubs

J. Xi, *et al.*, 2025, Bioelectromagnetics, doi: [10.1002/bem.70024](#) (online 29 September 2025)

Rapeseed Refined: Extraction of Polyphenols, Glucosinolates, Phytate, and Protein from Whole Dehulled Rapeseed Using Natural Deep Eutectic Solvents

J. Dümpler, *et al.*, 2025, ACS Sustainable Chemistry & Engineering, doi: [10.1021/acssuschemeng.5c06105](#) (online 01 October 2025)

Human Skin Model from 15 GHz to 110 GHz

A. Christ, *et al.*, 2025, Bioelectromagnetics, Special Issue on Experimental and Numerical Dosimetry for 5G and 6G, doi: [10.1002/bem.70025](#) (online 04 October 2025)

SpIC3D Imaging for Spinal In Situ Contrast 3D Visualization

L. Liang, *et al.*, 2025, Cell Reports Methods, doi: [10.1016/j.crmeth.2025.101202](#) (online 20 October 2025)

Computational Modeling Reveals Biological Mechanisms Underlying the Whisker-Flick EEG

J. Tharayil, *et al.*, 2025, iScience, doi: [10.1016/j.isci.2025.113793](#) (online 06 November 2025)

Non-Invasive Temporal Interference Stimulation of the Hippocampus Suppresses Epileptic Biomarkers in Patients with Epilepsy: Biophysical Differences Between Kilohertz and Amplitude Modulated Stimulation

F. Missey, *et al.*, 2026, Brain Stimulation, doi: [10.1016/j.brs.2025.11.008](#) (online 11 November 2025)

A 3-mm², Multi-Data-Rate, Low-Power IR-UWB Transmitter with On-Chip Antenna for Distributed, Free-Floating Neural Implants

C. Ding, *et al.*, 2025, IEEE Journal of Solid-State Circuits, doi: [10.1109/JSSC.2025.3631653](#) (online 19 November 2025)